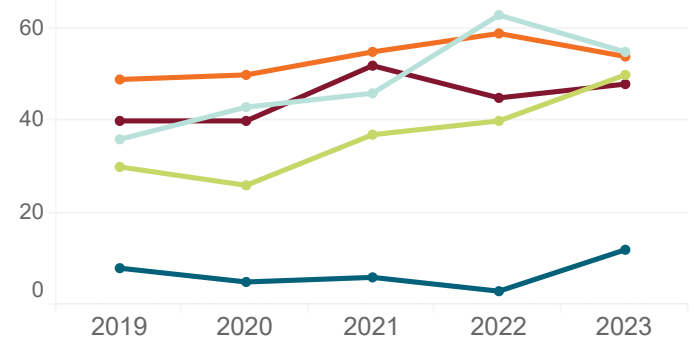


Iowa Substance Abuse Deaths

(2019–2024* Occurrence Data)

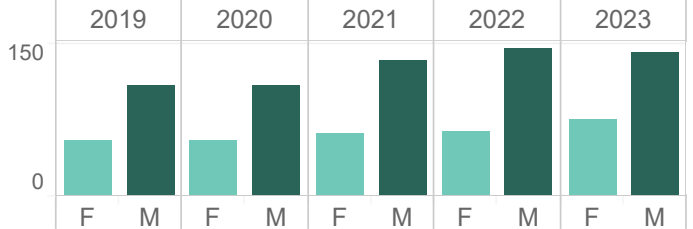
of Deaths Involving Psychostimulants by Age Group

	2019	2020	2021	2022	2023	2024
00–24	8	5	6	3	12	0
25–34	30	26	37	40	50	9
35–44	36	43	46	63	55	8
45–54	40	40	52	45	48	17
55+	49	50	55	59	54	18
Total	163	164	196	210	219	52



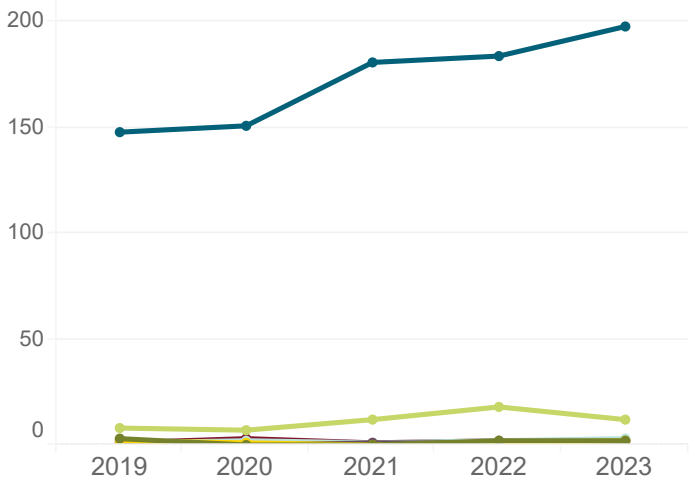
of Deaths Involving Psychostimulants by Sex

	2019	2020	2021	2022	2023	2024
Female	55	56	62	64	76	18
Male	108	108	134	146	143	34
Total	163	164	196	210	219	52



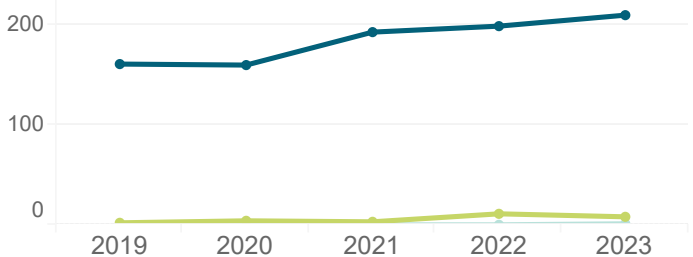
of Deaths Involving Psychostimulants by Race

	2019	2020	2021	2022	2023	2024
White	148	151	181	184	198	40
Black	8	7	12	18	12	6
AIAN	3	0	0	2	2	1
Asian	2	1	0	1	2	1
NHOPI	0	0	1	1	0	0
ToM Races	1	2	1	2	3	2
Oth. / Unk.	1	3	1	2	2	2
Total	163	164	196	210	219	52



of Deaths Involving Psychostimulants by Ethnicity

	2019	2020	2021	2022	2023	2024
Hispanic	2	4	3	11	8	2
Non-Hisp.	161	160	193	199	210	50
Unknown	0	0	0	0	1	0
Total	163	164	196	210	219	52



* 2023–2024 data are preliminary and will change as records are registered. Data shown through 3/31/2024.
 Preliminary data last updated 5/20/2024. Report generated 5/20/2024 3:23:55 PM.
 Data Source: Iowa Department of Health and Human Services, Bureau of Health Statistics.