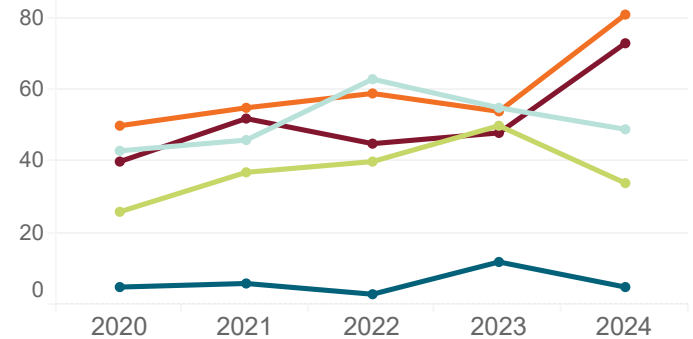


## Iowa Substance Abuse Deaths

(2020–2025\* Occurrence Data)

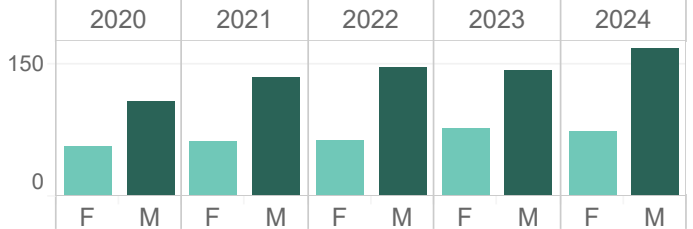
### # of Deaths Involving Psychostimulants by Age Group

|       | 2020 | 2021 | 2022 | 2023 | 2024 | 2025 |
|-------|------|------|------|------|------|------|
| 00–24 | 5    | 6    | 3    | 12   | 5    | 2    |
| 25–34 | 26   | 37   | 40   | 50   | 34   | 15   |
| 35–44 | 43   | 46   | 63   | 55   | 49   | 28   |
| 45–54 | 40   | 52   | 45   | 48   | 73   | 32   |
| 55+   | 50   | 55   | 59   | 54   | 81   | 57   |
| Total | 164  | 196  | 210  | 219  | 242  | 134  |



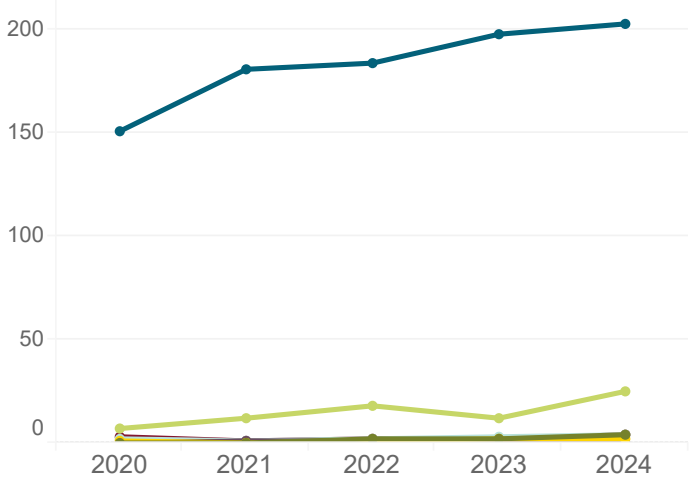
### # of Deaths Involving Psychostimulants by Sex

|        | 2020 | 2021 | 2022 | 2023 | 2024 | 2025 |
|--------|------|------|------|------|------|------|
| Female | 56   | 62   | 64   | 76   | 74   | 44   |
| Male   | 108  | 134  | 146  | 143  | 168  | 90   |
| Total  | 164  | 196  | 210  | 219  | 242  | 134  |



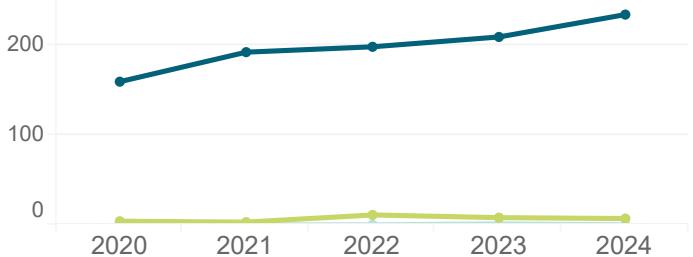
### # of Deaths Involving Psychostimulants by Race

|             | 2020 | 2021 | 2022 | 2023 | 2024 | 2025 |
|-------------|------|------|------|------|------|------|
| White       | 151  | 181  | 184  | 198  | 203  | 112  |
| Black       | 7    | 12   | 18   | 12   | 25   | 14   |
| AIAN        | 0    | 0    | 2    | 2    | 4    | 5    |
| Asian       | 1    | 0    | 1    | 2    | 2    | 0    |
| NHOPI       | 0    | 1    | 1    | 0    | 0    | 0    |
| ToM Races   | 2    | 1    | 2    | 3    | 4    | 1    |
| Oth. / Unk. | 3    | 1    | 2    | 2    | 4    | 2    |
| Total       | 164  | 196  | 210  | 219  | 242  | 134  |



### # of Deaths Involving Psychostimulants by Ethnicity

|           | 2020 | 2021 | 2022 | 2023 | 2024 | 2025 |
|-----------|------|------|------|------|------|------|
| Hispanic  | 4    | 3    | 11   | 8    | 7    | 4    |
| Non-Hisp. | 160  | 193  | 199  | 210  | 235  | 130  |
| Unknown   | 0    | 0    | 0    | 1    | 0    | 0    |
| Total     | 164  | 196  | 210  | 219  | 242  | 134  |



\* 2025 data are preliminary and will change as records are registered. Data shown through 8/31/2025.  
Preliminary data last updated 10/1/2025. Report generated 10/6/2025 10:30:28 AM.  
Data Source: Iowa Department of Health and Human Services, Bureau of Health Statistics.