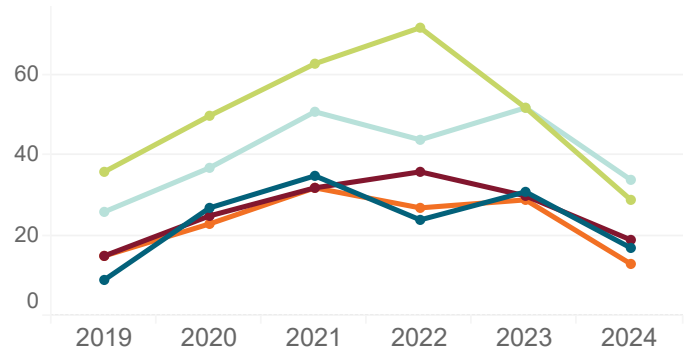


Iowa Substance Abuse Deaths

(2019–2024* Occurrence Data)

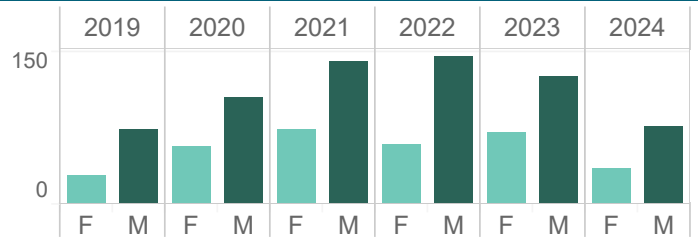
of Deaths Involving Synthetic Narcotics by Age Group

	2019	2020	2021	2022	2023	2024
00–24	9	27	35	24	31	17
25–34	36	50	63	72	52	29
35–44	26	37	51	44	52	34
45–54	15	25	32	36	30	19
55+	15	23	32	27	29	13
Total	101	162	213	203	194	112



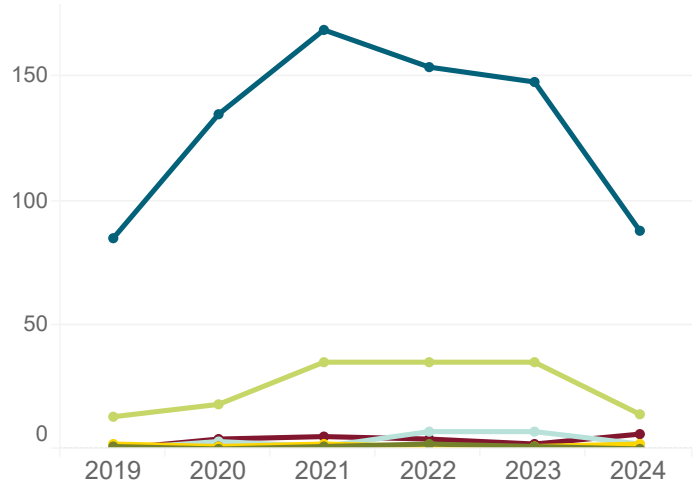
of Deaths Involving Synthetic Narcotics by Sex

	2019	2020	2021	2022	2023	2024
Female	28	57	73	58	70	35
Male	73	105	140	145	124	77
Total	101	162	213	203	194	112



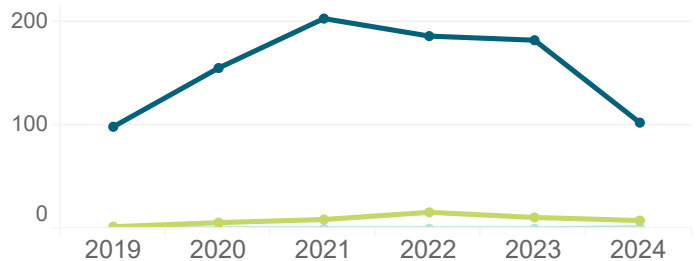
of Deaths Involving Synthetic Narcotics by Race

	2019	2020	2021	2022	2023	2024
White	85	135	169	154	148	88
Black	13	18	35	35	35	14
AIAN	1	0	1	2	1	0
Asian	2	1	2	1	1	2
NHOPI	0	1	0	0	0	0
ToM Races	0	3	1	7	7	2
Oth. / Unk.	0	4	5	4	2	6
Total	101	162	213	203	194	112



of Deaths Involving Synthetic Narcotics by Ethnicity

	2019	2020	2021	2022	2023	2024
Hispanic	2	6	9	16	11	8
Non-Hisp.	99	156	204	187	183	103
Unknown	0	0	0	0	0	1
Total	101	162	213	203	194	112



* 2024 data are preliminary and will change as records are registered. Data shown through 12/31/2024.
 Preliminary data last updated 2/3/2025. Report generated 2/3/2025 1:40:57 PM.
 Data Source: Iowa Department of Health and Human Services, Bureau of Health Statistics.