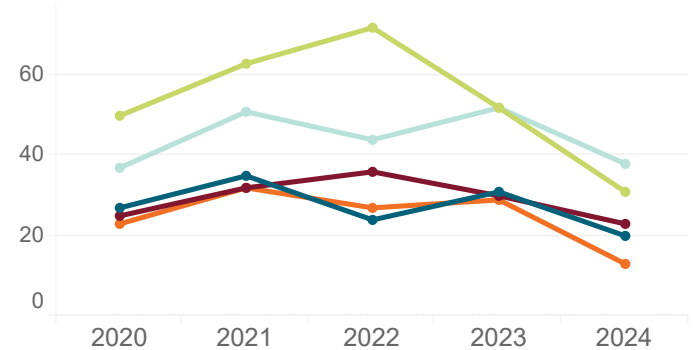


Iowa Substance Abuse Deaths

(2020–2025* Occurrence Data)

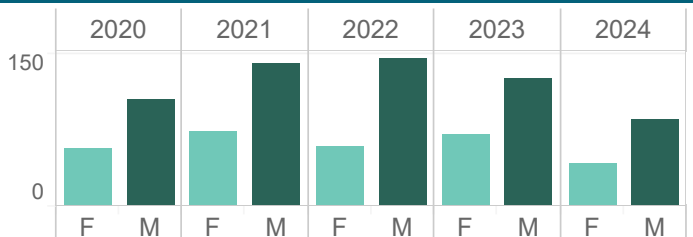
of Deaths Involving Synthetic Narcotics by Age Group

| | 2020 | 2021 | 2022 | 2023 | 2024 | 2025 |
|-------|------|------|------|------|------|------|
| 00–24 | 27 | 35 | 24 | 31 | 20 | 3 |
| 25–34 | 50 | 63 | 72 | 52 | 31 | 13 |
| 35–44 | 37 | 51 | 44 | 52 | 38 | 14 |
| 45–54 | 25 | 32 | 36 | 30 | 23 | 9 |
| 55+ | 23 | 32 | 27 | 29 | 13 | 13 |
| Total | 162 | 213 | 203 | 194 | 125 | 52 |



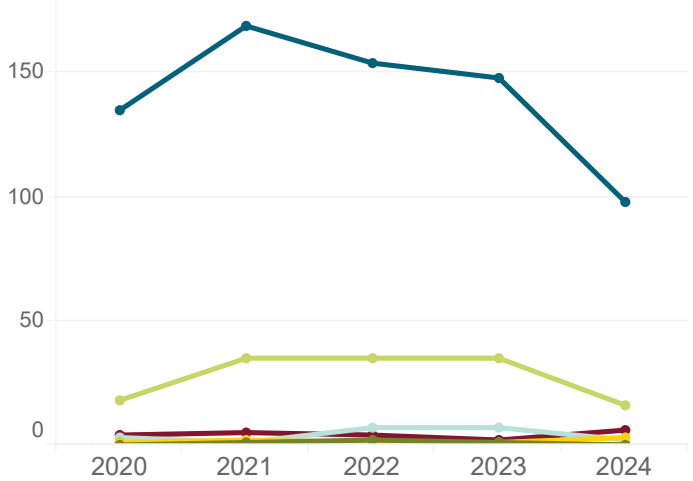
of Deaths Involving Synthetic Narcotics by Sex

| | 2020 | 2021 | 2022 | 2023 | 2024 | 2025 |
|--------|------|------|------|------|------|------|
| Female | 57 | 73 | 58 | 70 | 41 | 13 |
| Male | 105 | 140 | 145 | 124 | 84 | 39 |
| Total | 162 | 213 | 203 | 194 | 125 | 52 |



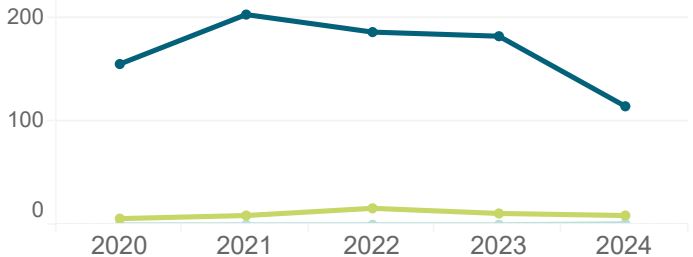
of Deaths Involving Synthetic Narcotics by Race

| | 2020 | 2021 | 2022 | 2023 | 2024 | 2025 |
|-------------|------|------|------|------|------|------|
| White | 135 | 169 | 154 | 148 | 98 | 35 |
| Black | 18 | 35 | 35 | 35 | 16 | 11 |
| AIAN | 0 | 1 | 2 | 1 | 0 | 0 |
| Asian | 1 | 2 | 1 | 1 | 3 | 0 |
| NHOPI | 1 | 0 | 0 | 0 | 0 | 0 |
| ToM Races | 3 | 1 | 7 | 7 | 2 | 2 |
| Oth. / Unk. | 4 | 5 | 4 | 2 | 6 | 4 |
| Total | 162 | 213 | 203 | 194 | 125 | 52 |



of Deaths Involving Synthetic Narcotics by Ethnicity

| | 2020 | 2021 | 2022 | 2023 | 2024 | 2025 |
|-----------|------|------|------|------|------|------|
| Hispanic | 6 | 9 | 16 | 11 | 9 | 4 |
| Non-Hisp. | 156 | 204 | 187 | 183 | 115 | 48 |
| Unknown | 0 | 0 | 0 | 0 | 1 | 0 |
| Total | 162 | 213 | 203 | 194 | 125 | 52 |



* 2025 data are preliminary and will change as records are registered. Data shown through 8/31/2025.
Preliminary data last updated 10/1/2025. Report generated 10/6/2025 10:30:28 AM.
Data Source: Iowa Department of Health and Human Services, Bureau of Health Statistics.