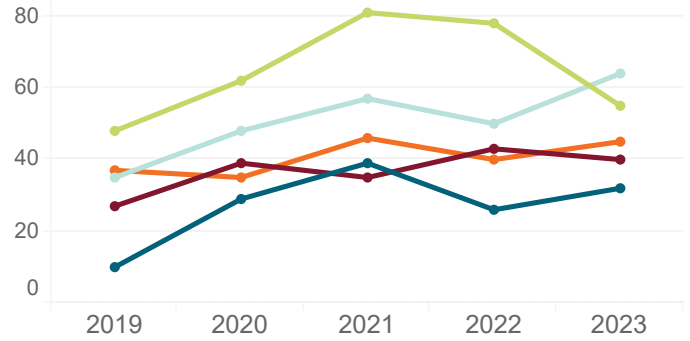


Iowa Substance Abuse Deaths

(2019–2024* Occurrence Data)

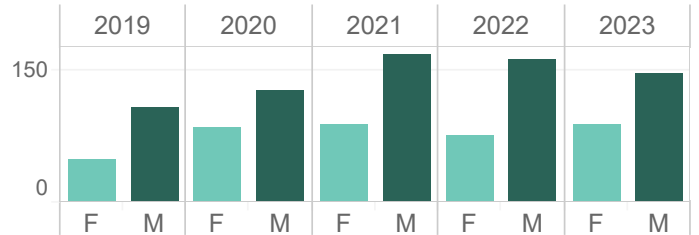
of Deaths Involving Opioids by Age Group

	2019	2020	2021	2022	2023	2024
00–24	10	29	39	26	32	0
25–34	48	62	81	78	55	4
35–44	35	48	57	50	64	2
45–54	27	39	35	43	40	1
55+	37	35	46	40	45	0
Total	157	213	258	237	236	7



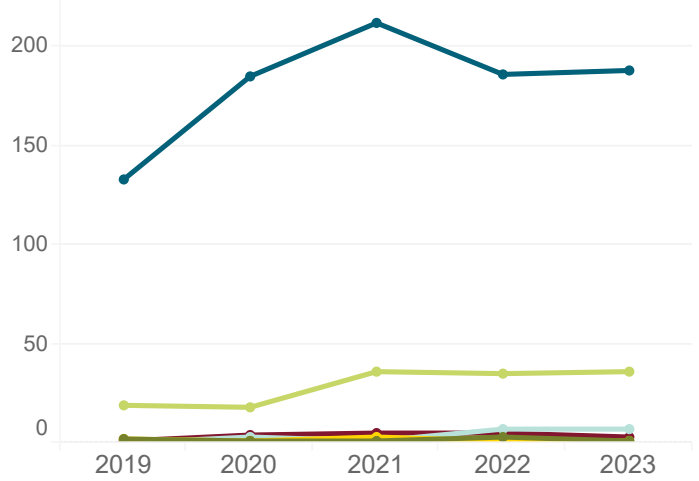
of Deaths Involving Opioids by Sex

	2019	2020	2021	2022	2023	2024
Female	48	85	89	75	89	2
Male	109	128	169	162	147	5
Total	157	213	258	237	236	7



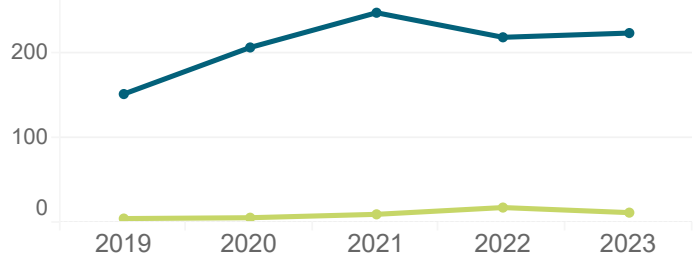
of Deaths Involving Opioids by Race

	2019	2020	2021	2022	2023	2024
White	133	185	212	186	188	5
Black	19	18	36	35	36	1
AIAN	2	1	1	3	1	0
Asian	2	1	3	1	1	0
NHOPI	0	1	0	0	0	0
ToM Races	0	3	1	7	7	0
Oth. / Unk.	1	4	5	5	3	1
Total	157	213	258	237	236	7



of Deaths Involving Opioids by Ethnicity

	2019	2020	2021	2022	2023	2024
Hispanic	5	6	10	18	12	2
Non-Hisp.	152	207	248	219	224	5
Total	157	213	258	237	236	7



* 2023–2024 data are preliminary and will change as records are registered. Data shown through 2/29/2024.
 Preliminary data last updated 4/1/2024. Report generated 4/2/2024 1:34:36 PM.
 Data Source: Iowa Department of Health and Human Services, Bureau of Health Statistics.