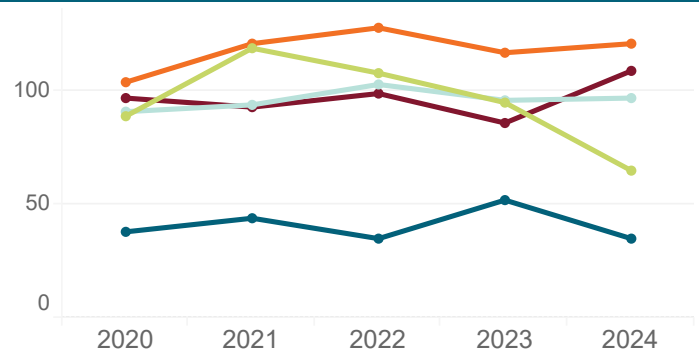


Iowa Substance Abuse Deaths

(2020–2025* Occurrence Data)

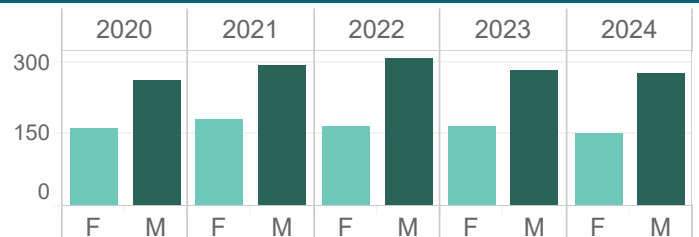
of Deaths Involving All Drugs by Age Group

	2020	2021	2022	2023	2024	2025
00–24	38	44	35	52	35	9
25–34	89	119	108	95	65	29
35–44	91	94	103	96	97	51
45–54	97	93	99	86	109	49
55+	104	121	128	117	121	96
Total	419	471	473	446	427	234



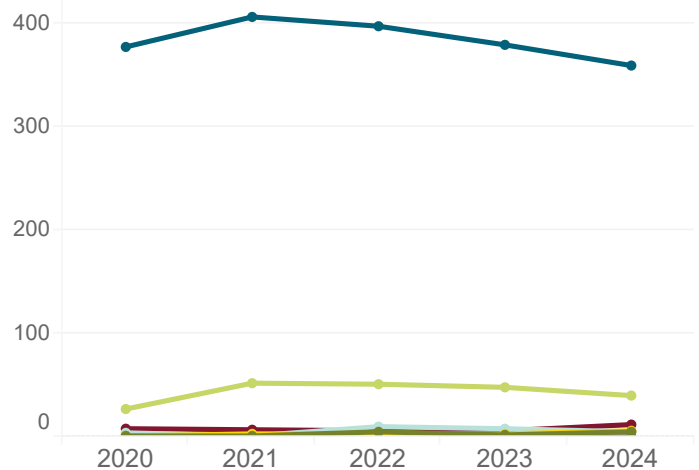
of Deaths Involving All Drugs by Sex

	2020	2021	2022	2023	2024	2025
Female	160	178	166	165	152	85
Male	259	293	307	281	275	149
Total	419	471	473	446	427	234



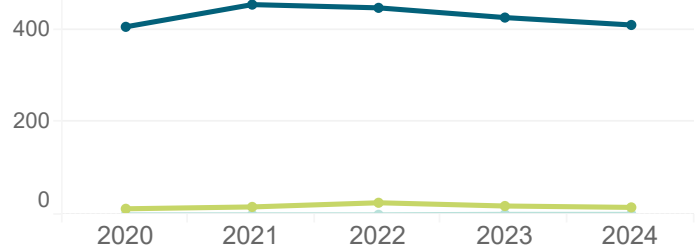
of Deaths Involving All Drugs by Race

	2020	2021	2022	2023	2024	2025
White	377	406	397	379	359	188
Black	27	52	51	48	40	28
AIAN	1	1	5	2	5	5
Asian	1	3	3	3	6	2
NHOPI	1	1	1	0	0	0
ToM Races	4	1	10	8	5	3
Oth. / Unk.	8	7	6	6	12	8
Total	419	471	473	446	427	234



of Deaths Involving All Drugs by Ethnicity

	2020	2021	2022	2023	2024	2025
Hispanic	13	17	26	19	16	10
Non-Hisp.	406	454	447	426	410	224
Unknown	0	0	0	1	1	0
Total	419	471	473	446	427	234



* 2025 data are preliminary and will change as records are registered. Data shown through 8/31/2025.
Preliminary data last updated 10/1/2025. Report generated 10/6/2025 10:30:29 AM.
Data Source: Iowa Department of Health and Human Services, Bureau of Health Statistics.