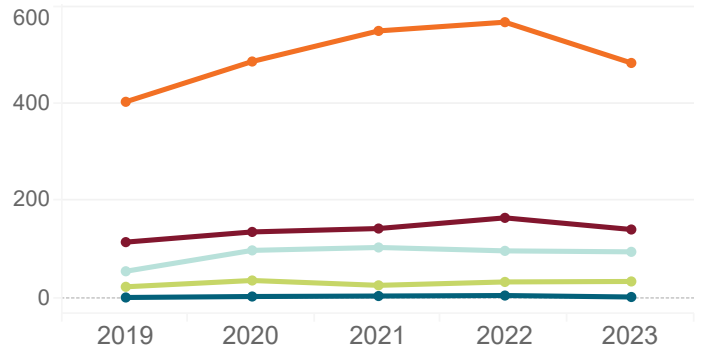


Iowa Substance Abuse Deaths

(2019–2024* Occurrence Data)

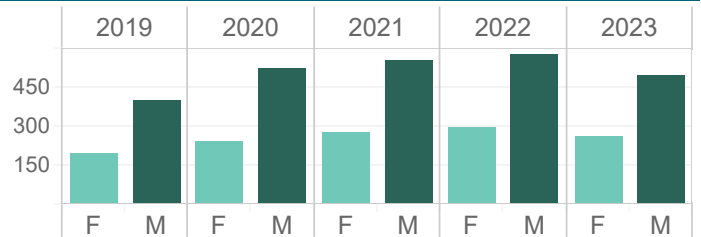
of Deaths Involving Alcohol by Age Group

	2019	2020	2021	2022	2023	2024
00–24	1	3	4	5	2	5
25–34	23	36	26	33	34	30
35–44	55	98	104	97	95	89
45–54	115	136	143	165	141	115
55+	404	487	550	568	484	428
Total	598	760	827	868	756	667



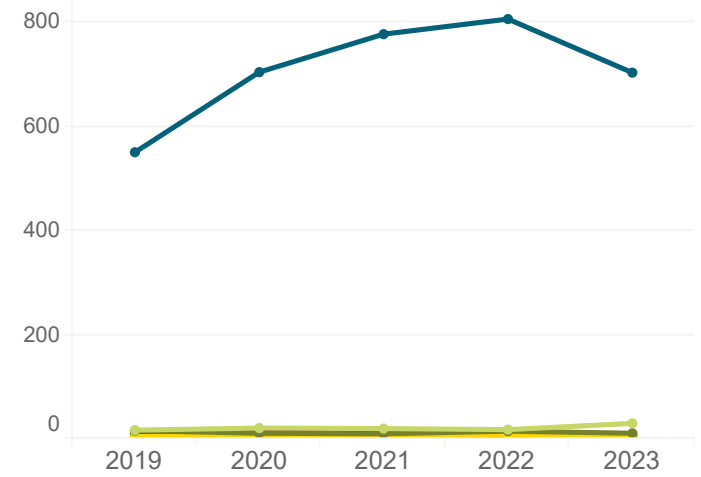
of Deaths Involving Alcohol by Sex

	2019	2020	2021	2022	2023	2024
Female	197	239	274	295	260	218
Male	401	521	553	573	496	449
Total	598	760	827	868	756	667



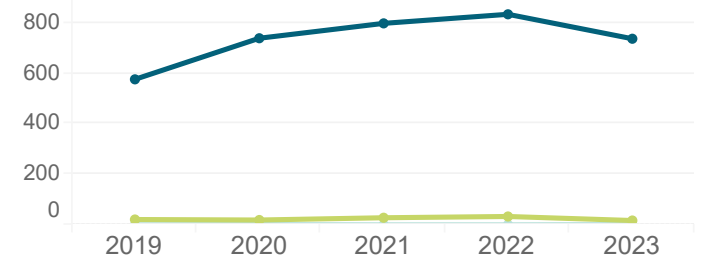
of Deaths Involving Alcohol by Race

	2019	2020	2021	2022	2023	2024
White	551	705	778	807	704	612
Black	17	21	20	18	30	15
AIAN	16	11	10	15	11	6
Asian	5	6	6	8	3	3
NHOPI	0	0	0	0	0	2
ToM Races	1	2	3	4	1	3
Oth. / Unk.	8	15	10	16	7	26
Total	598	760	827	868	756	667



of Deaths Involving Alcohol by Ethnicity

	2019	2020	2021	2022	2023	2024
Hispanic	21	19	28	33	17	34
Non-Hisp.	577	740	799	835	738	632
Unknown	0	1	0	0	1	1
Total	598	760	827	868	756	667



* 2024 data are preliminary and will change as records are registered. Data shown through 10/31/2024.
 Preliminary data last updated 12/2/2024. Report generated 12/2/2024 4:01:45 PM.
 Data Source: Iowa Department of Health and Human Services, Bureau of Health Statistics.