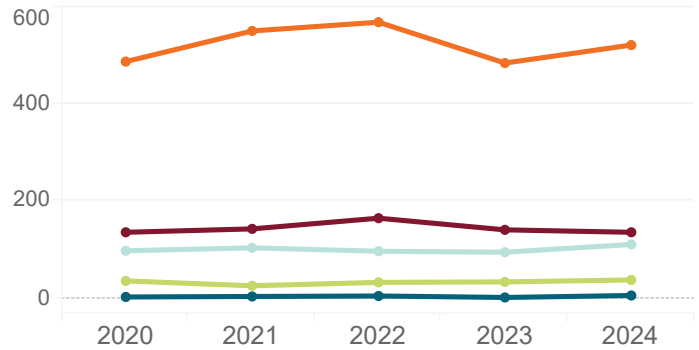


Iowa Substance Abuse Deaths

(2020–2025* Occurrence Data)

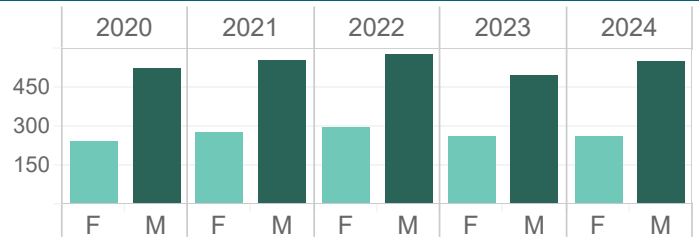
of Deaths Involving Alcohol by Age Group

	2020	2021	2022	2023	2024	2025
00–24	3	4	5	2	6	1
25–34	36	26	33	34	38	24
35–44	98	104	97	95	111	58
45–54	136	143	165	141	136	86
55+	487	550	568	484	521	375
Total	760	827	868	756	812	544



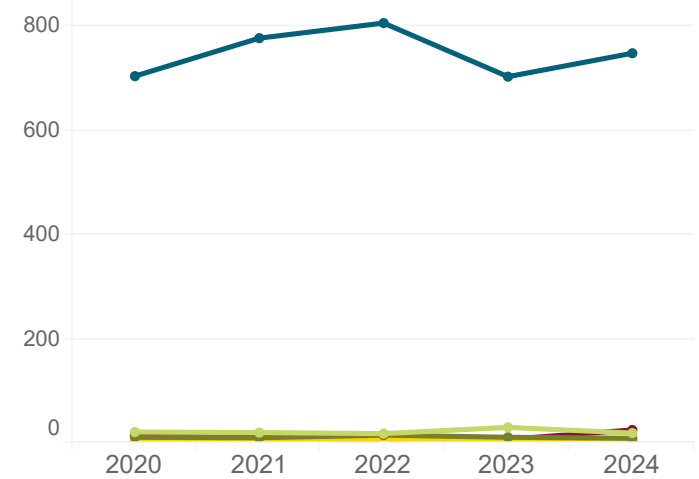
of Deaths Involving Alcohol by Sex

	2020	2021	2022	2023	2024	2025
Female	239	274	295	260	263	196
Male	521	553	573	496	549	348
Total	760	827	868	756	812	544



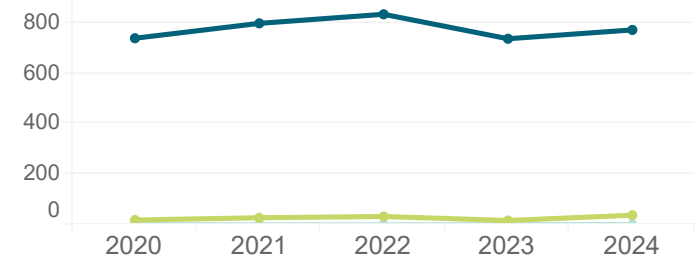
of Deaths Involving Alcohol by Race

	2020	2021	2022	2023	2024	2025
White	705	778	807	704	749	500
Black	21	20	18	30	19	18
AIAN	11	10	15	11	9	8
Asian	6	6	8	3	5	5
NHOPI	0	0	0	0	2	2
ToM Races	2	3	4	1	3	2
Oth. / Unk.	15	10	16	7	25	9
Total	760	827	868	756	812	544



of Deaths Involving Alcohol by Ethnicity

	2020	2021	2022	2023	2024	2025
Hispanic	19	28	33	17	38	16
Non-Hisp.	740	799	835	738	773	528
Unknown	1	0	0	1	1	0
Total	760	827	868	756	812	544



* 2025 data are preliminary and will change as records are registered. Data shown through 8/31/2025.
Preliminary data last updated 10/1/2025. Report generated 10/6/2025 10:30:28 AM.
Data Source: Iowa Department of Health and Human Services, Bureau of Health Statistics.