

Network Access Analysis

Dental Wellness Plan

Delta Dental of Iowa

January 26, 2024

Contents

Report Contents

Access Overview 30 Miles	3
<i>DWP Members: DWP All Providers, DWP Members: DWP General Dentist, DWP Members: DWP Oral Surgeon, DWP Members: DWP Endodontist, DWP Members: DWP Orthodontist, DWP Members: DWP Periodontist, DWP Members: DWP Prosthodontist</i>	
Access Overview 60 Miles	10
<i>DWP Members: DWP All Providers, DWP Members: DWP General Dentist, DWP Members: DWP Oral Surgeon, DWP Members: DWP Endodontist, DWP Members: DWP Orthodontist, DWP Members: DWP Periodontist, DWP Members: DWP Prosthodontist</i>	
Access Overview 90 Miles	17
<i>DWP Members: DWP All Providers, DWP Members: DWP General Dentist, DWP Members: DWP Oral Surgeon, DWP Members: DWP Endodontist, DWP Members: DWP Orthodontist, DWP Members: DWP Periodontist, DWP Members: DWP Prosthodontist</i>	
DWP General Dentist Access Map	24
DWP Oral Surgeon Access Map	25
DWP Endodontist Access Map	26
DWP Periodontist Access Map	27
DWP Prosthodontist Access Map	28
DWP Orthodontist Access Map	29
Access Summary By State	30
<i>DWP Members: DWP General Dentist, DWP Members: DWP General Dentist, DWP Members: DWP General Dentist, DWP Members: DWP Oral Surgeon, DWP Members: DWP Oral Surgeon, DWP Members: DWP Oral Surgeon, DWP Members: DWP Endodontist, DWP Members: DWP Endodontist, DWP Members: DWP Endodontist, DWP Members: DWP Periodontist, DWP Members: DWP Periodontist, DWP Members: DWP Periodontist, DWP Members: DWP Prosthodontist, DWP Members: DWP Prosthodontist, DWP Members: DWP Prosthodontist, DWP Members: DWP Orthodontist, DWP Members: DWP Orthodontist, DWP Members: DWP Orthodontist, DWP Members: DWP All Providers</i>	
Access Summary By City	31
<i>DWP Members: DWP General Dentist, DWP Members: DWP General Dentist, DWP Members: DWP General Dentist, DWP Members: DWP Oral Surgeon, DWP Members: DWP Oral Surgeon, DWP Members: DWP Oral Surgeon, DWP Members: DWP Endodontist, DWP Members: DWP Endodontist, DWP Members: DWP Endodontist, DWP Members: DWP Periodontist, DWP Members: DWP Periodontist, DWP Members: DWP Periodontist, DWP Members: DWP Prosthodontist, DWP Members: DWP Prosthodontist, DWP Members: DWP Prosthodontist, DWP Members: DWP Orthodontist, DWP Members: DWP Orthodontist, DWP Members: DWP Orthodontist, DWP Members: DWP All Providers</i>	

Access Overview 30 Miles

January 26, 2024

Access Analysis

DWP Network

Member / Provider Groups

DWP Members

DWP All Providers

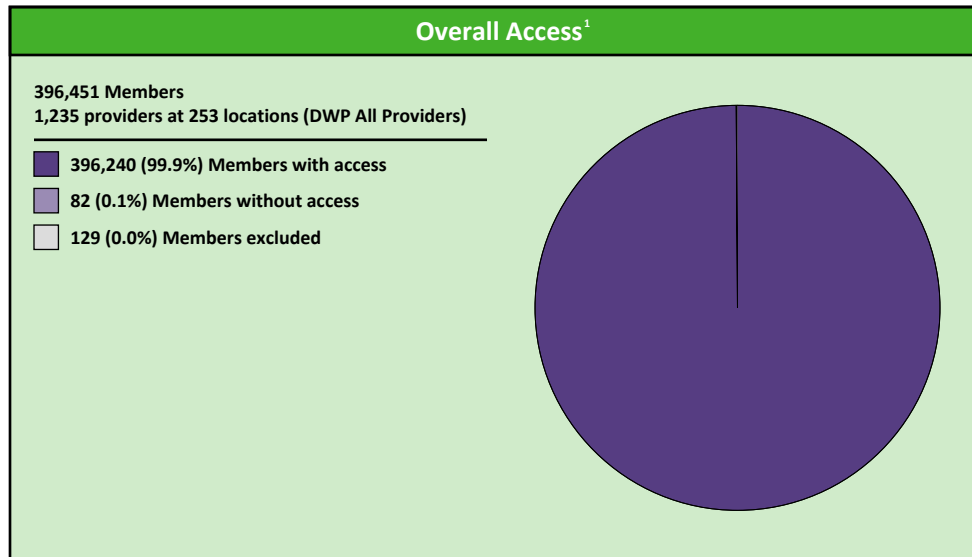
Comparison Graph

Percent of members with access to a choice of providers over miles

- 1st closest
- 2nd closest

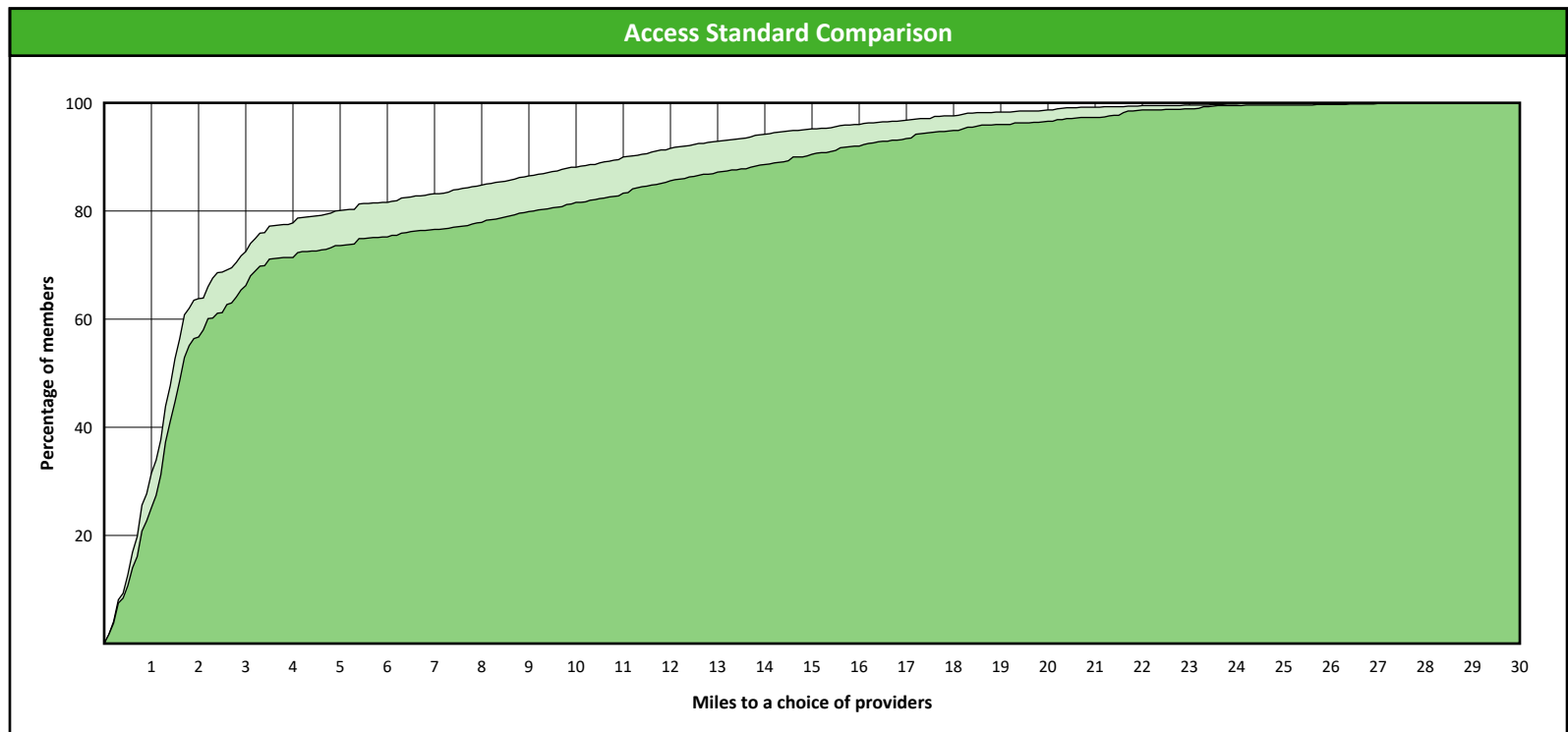
¹ The Access Standard is defined as (DWP Members) members accessing:

1 (DWP All Providers) provider in 30 miles and 30 minutes



Distances/Times

	Average
Distance/Time to 1st closest provider	3.6 miles 4.0 mins
Distance/Time to 2nd closest provider	4.7 miles 5.2 mins



Access Overview 30 Miles

January 26, 2024

Access Analysis

DWP Network

Member / Provider Groups

DWP Members

DWP General Dentist


Comparison Graph

Percent of members with access to a choice of providers over miles

- 1st closest
- 2nd closest

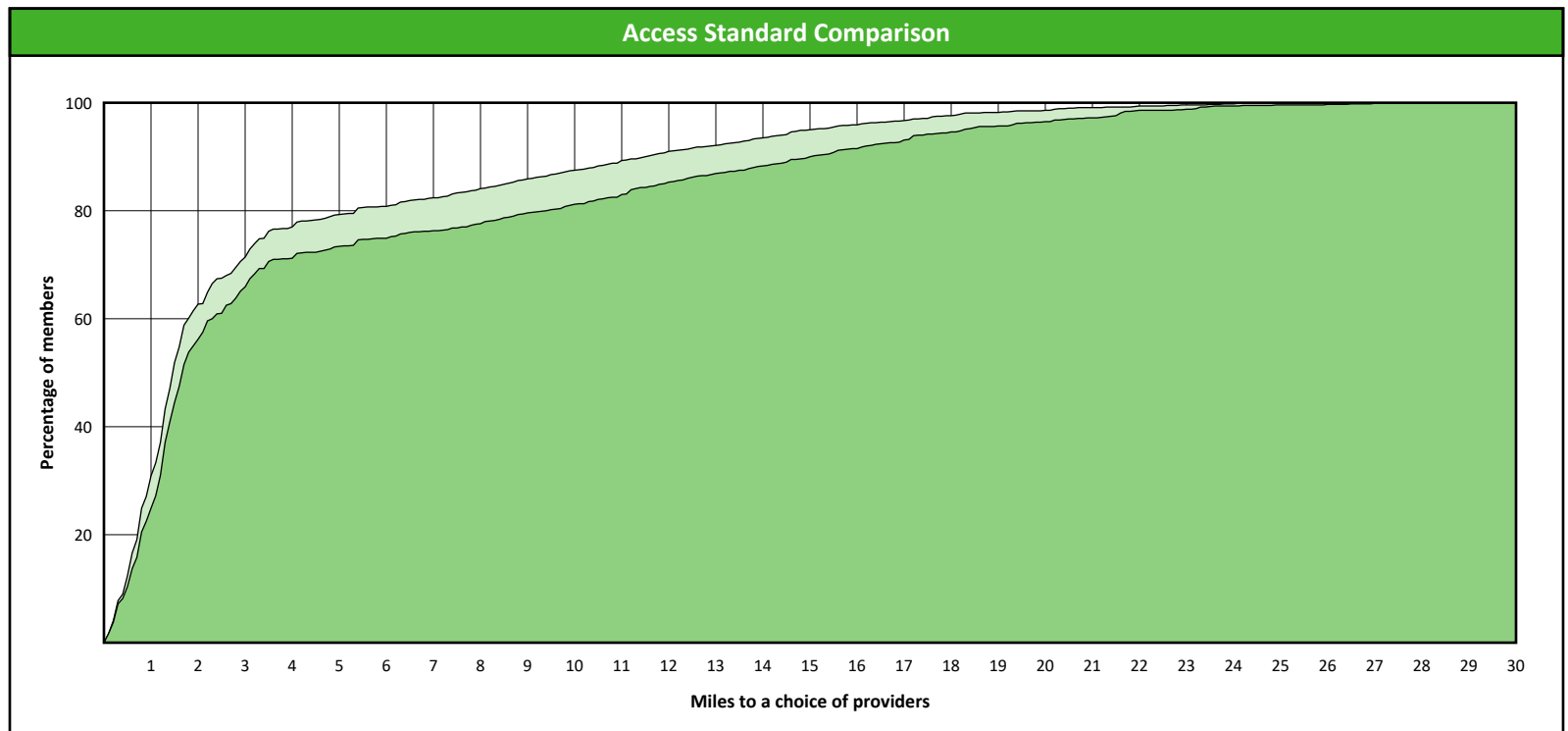
¹ The Access Standard is defined as (DWP Members) members accessing:

1 (DWP General Dentist) provider in 30 miles and 30 minutes



Distances/Times

	Average
Distance/Time to 1st closest provider	3.7 miles 4.1 mins
Distance/Time to 2nd closest provider	4.8 miles 5.3 mins



Access Overview 30 Miles

January 26, 2024

Access Analysis

DWP Network

Member / Provider Groups

DWP Members

DWP Oral Surgeon


Comparison Graph

Percent of members with access to a choice of providers over miles

- 1st closest
- 2nd closest

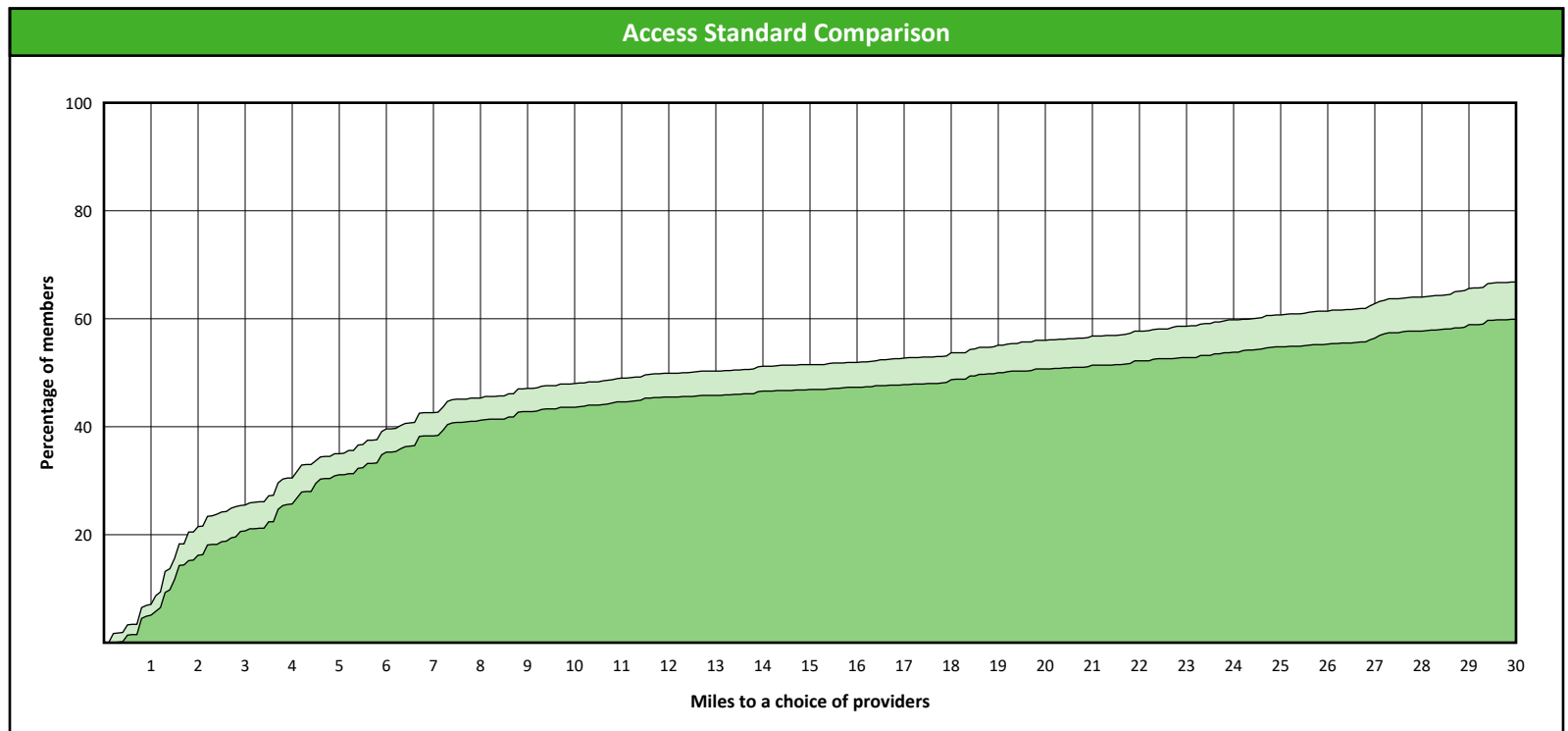
¹ The Access Standard is defined as (DWP Members) members accessing:

1 (DWP Oral Surgeon) provider in 30 miles and 30 minutes



Distances/Times

	Average
Distance/Time to 1st closest provider	21.7 miles 25.0 mins
Distance/Time to 2nd closest provider	26.2 miles 30.7 mins



Access Overview 30 Miles

January 26, 2024

Access Analysis

DWP Network

Member / Provider Groups

DWP Members

DWP Endodontist

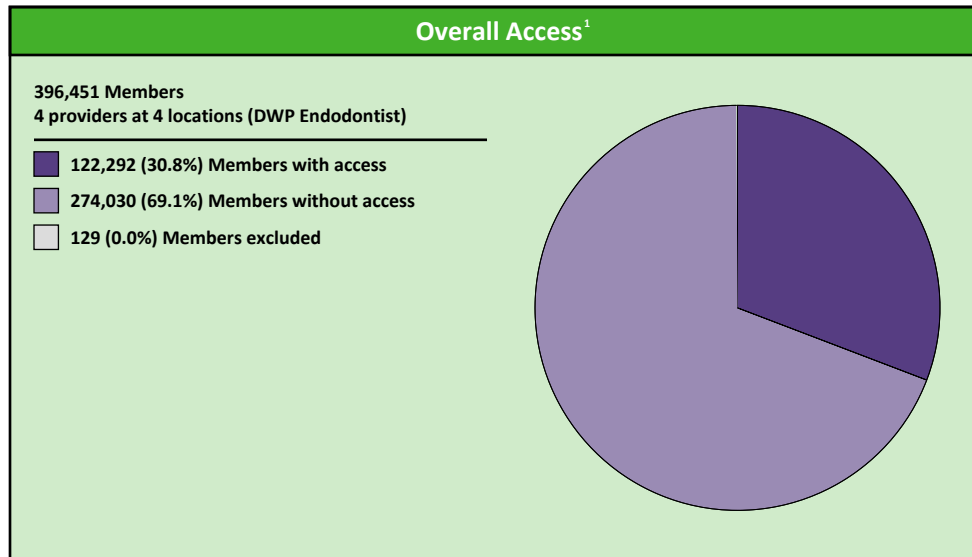
Comparison Graph

Percent of members with access to a choice of providers over miles

- 1st closest
- 2nd closest

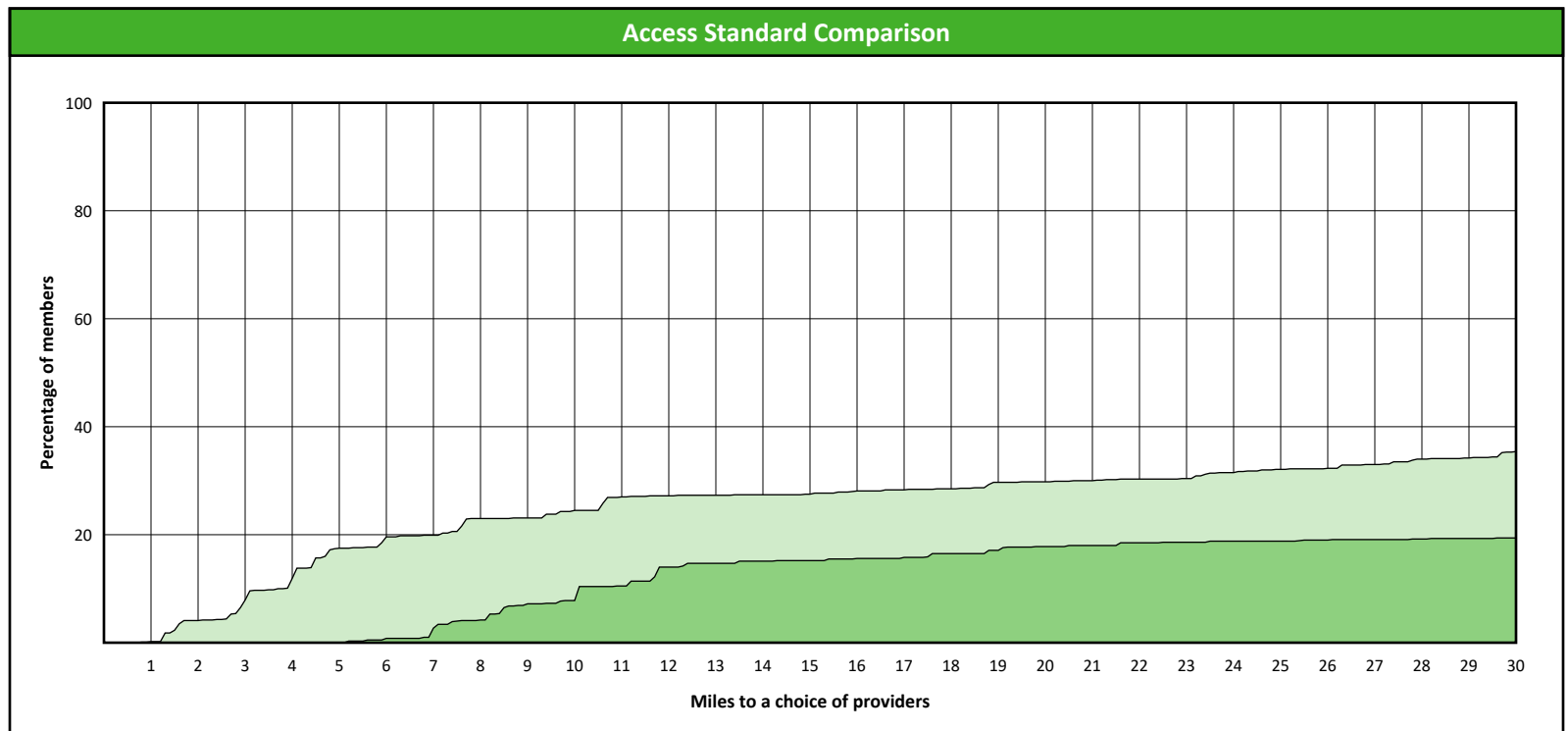
¹ The Access Standard is defined as (DWP Members) members accessing:

1 (DWP Endodontist) provider in 30 miles and 30 minutes



Distances/Times

	Average
Distance/Time to 1st closest provider	50.4 miles 65.0 mins
Distance/Time to 2nd closest provider	93.1 miles 120.8 mins



Access Overview 30 Miles

January 26, 2024

Access Analysis

DWP Network

Member / Provider Groups

DWP Members

DWP Orthodontist

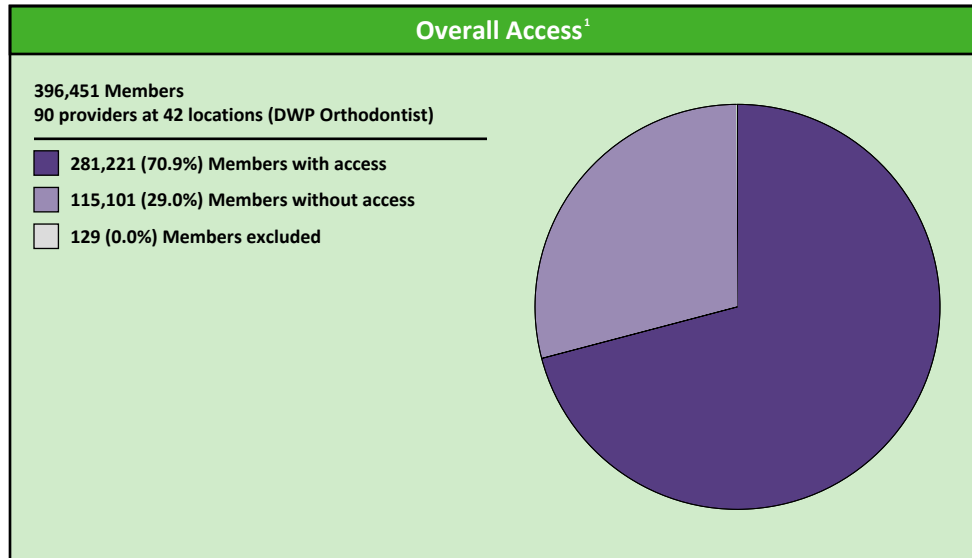
Comparison Graph

Percent of members with access to a choice of providers over miles

- 1st closest
- 2nd closest

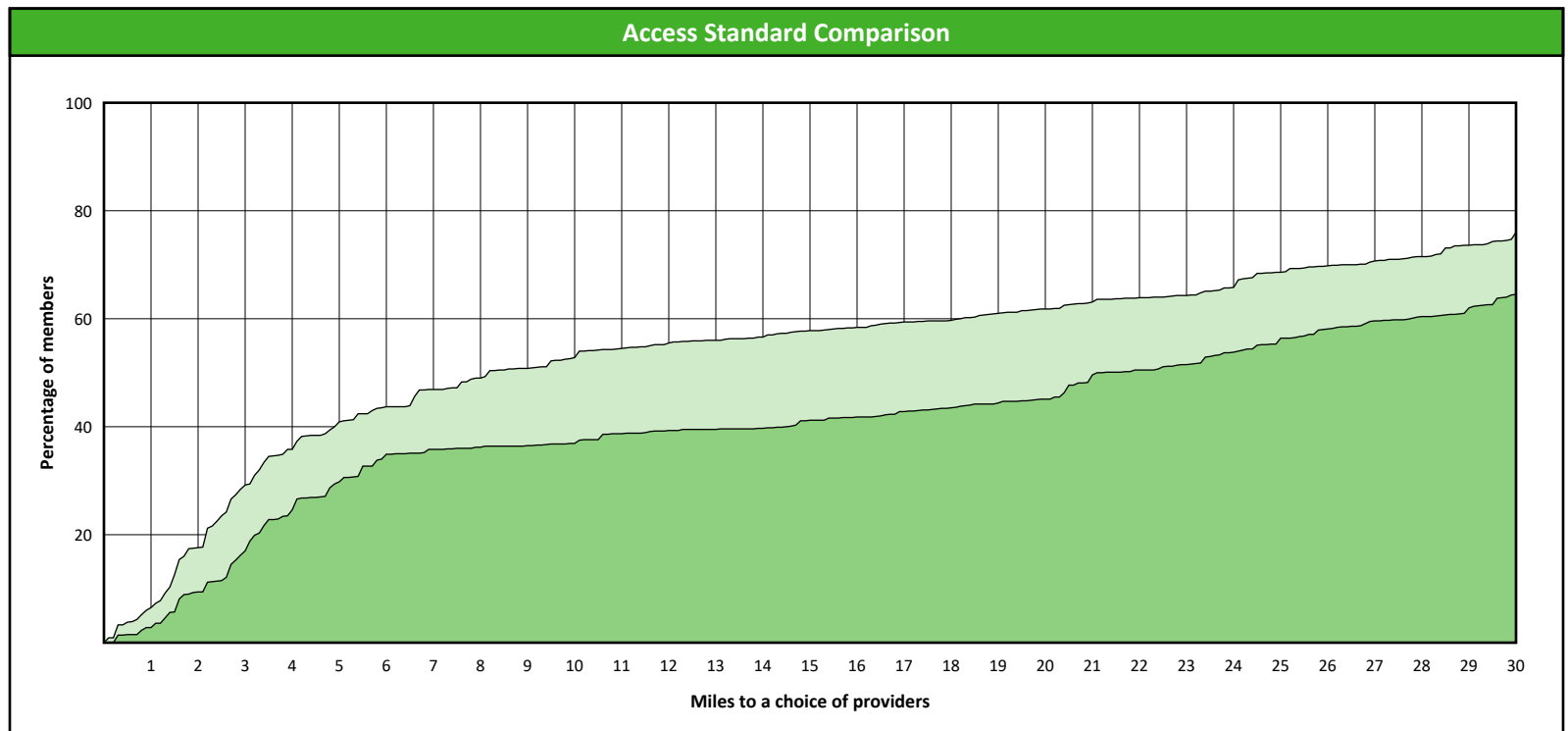
¹ The Access Standard is defined as (DWP Members) members accessing:

1 (DWP Orthodontist) provider in 30 miles and 30 minutes



Distances/Times

	Average
Distance/Time to 1st closest provider	18.1 miles 20.3 mins
Distance/Time to 2nd closest provider	24.3 miles 27.5 mins



Access Overview 30 Miles

January 26, 2024

Access Analysis

DWP Network

Member / Provider Groups

DWP Members

DWP Periodontist


Comparison Graph

Percent of members with access to a choice of providers over miles

- 1st closest
- 2nd closest

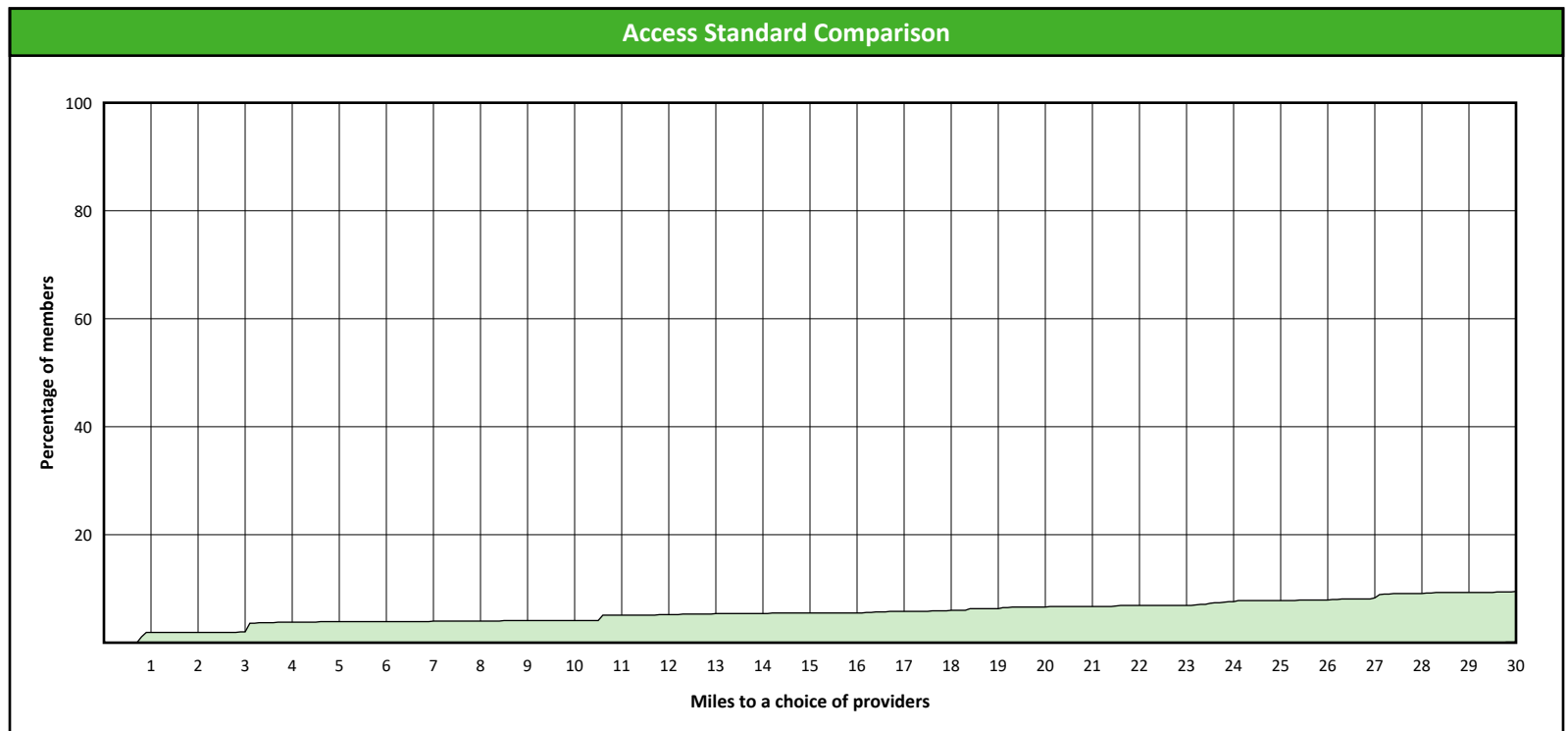
¹ The Access Standard is defined as (DWP Members) members accessing:

1 (DWP Periodontist) provider in 30 miles and 30 minutes



Distances/Times

	Average
Distance/Time to 1st closest provider	102.8 miles 117.0 mins
Distance/Time to 2nd closest provider	126.4 miles 143.4 mins



Access Overview 30 Miles

January 26, 2024

Access Analysis

DWP Network

Member / Provider Groups

DWP Members

DWP Prosthodontist


Comparison Graph

Percent of members with access to a choice of providers over miles

- 1st closest
- 2nd closest

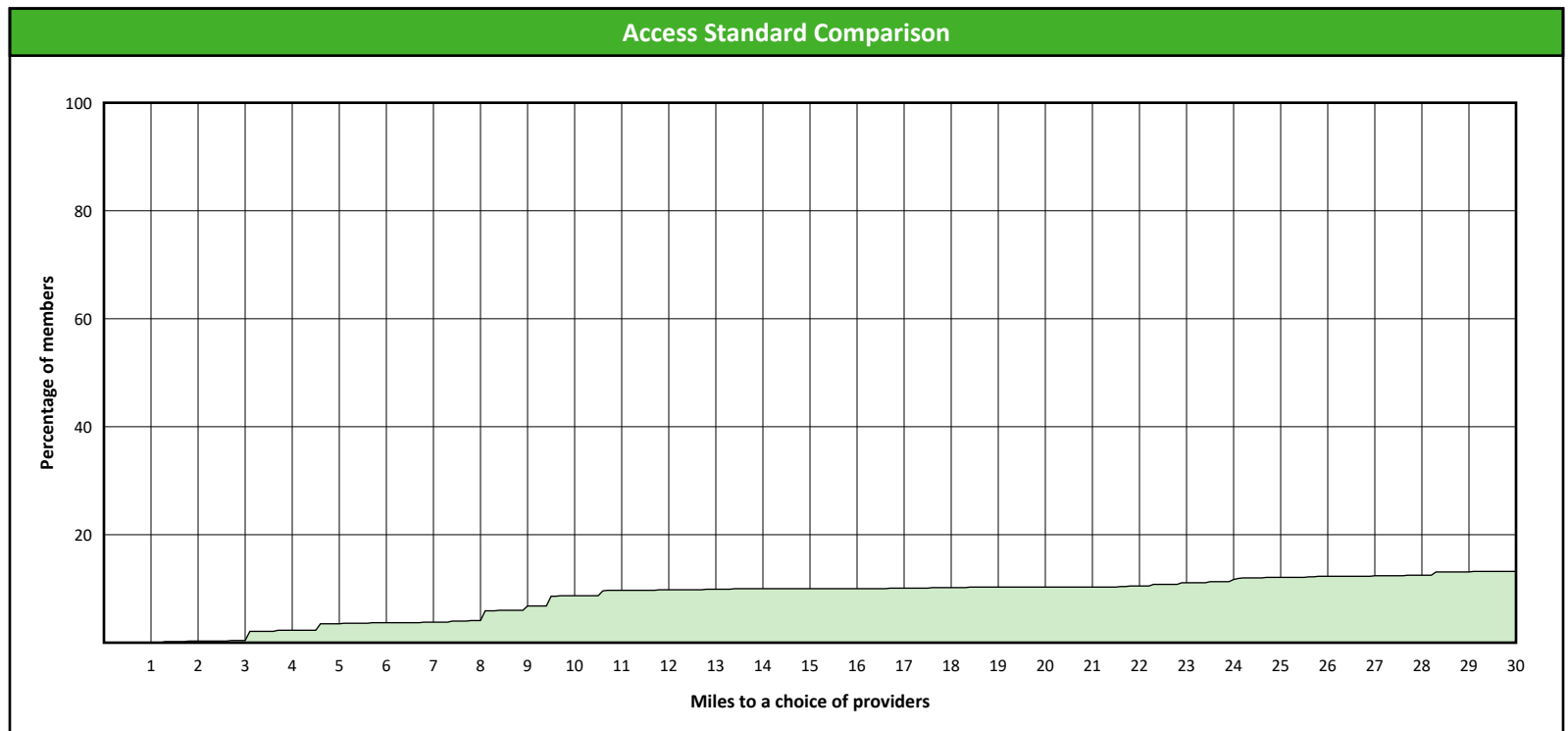
¹ The Access Standard is defined as (DWP Members) members accessing:

1 (DWP Prosthodontist) provider in 30 miles and 30 minutes



Distances/Times

	Average
Distance/Time to 1st closest provider	78.0 miles 102.5 mins
Distance/Time to 2nd closest provider	200.2 miles 286.4 mins



Access Overview 60 Miles

January 26, 2024

Access Analysis

DWP Network

Member / Provider Groups

DWP Members

DWP All Providers

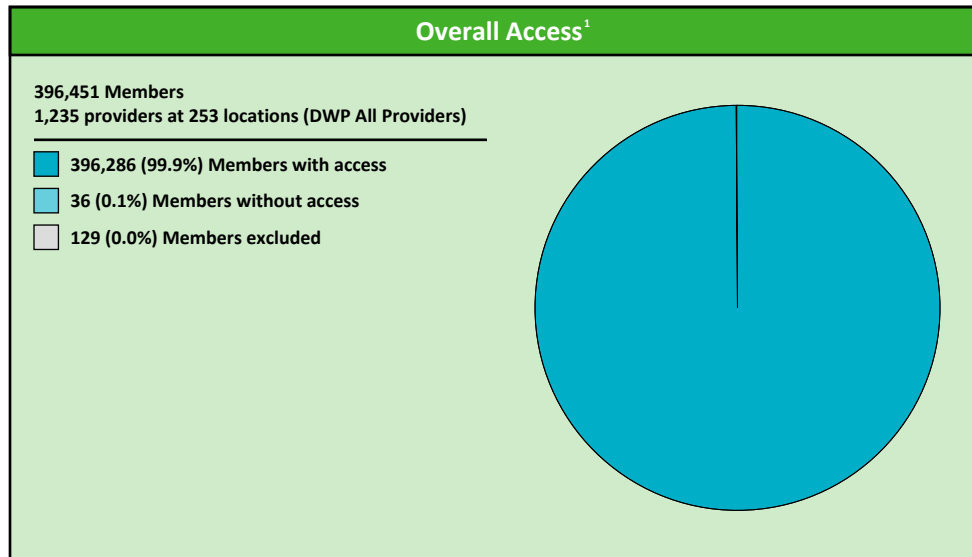
Comparison Graph

Percent of members with access to a choice of providers over miles

- 1st closest
- 2nd closest

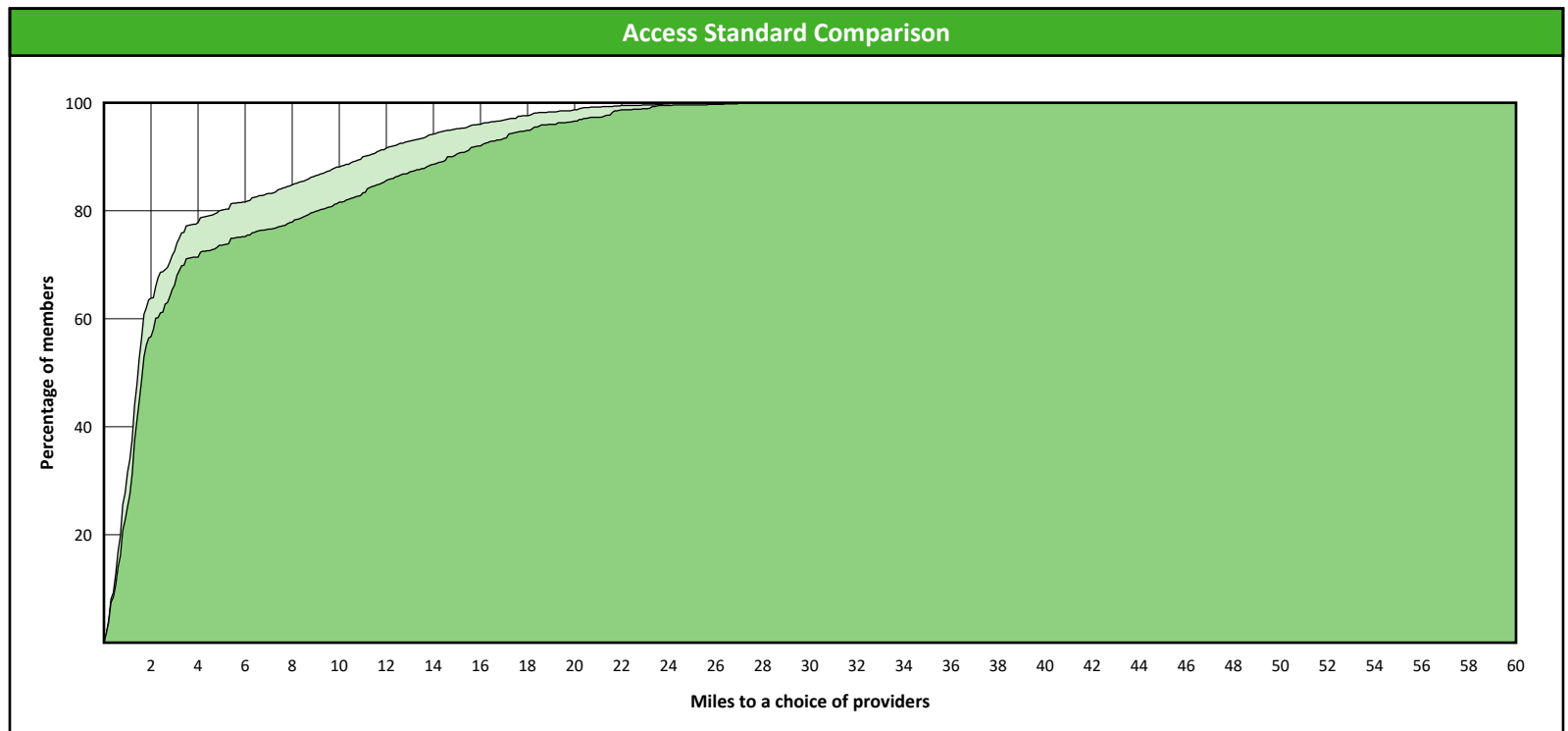
¹ The Access Standard is defined as (DWP Members) members accessing:

1 (DWP All Providers) provider in 60 miles and 60 minutes



Distances/Times

	Average
Distance/Time to 1st closest provider	3.6 miles 4.0 mins
Distance/Time to 2nd closest provider	4.7 miles 5.2 mins



Access Overview 60 Miles

January 26, 2024

Access Analysis

DWP Network

Member / Provider Groups

DWP Members

DWP General Dentist


Comparison Graph

Percent of members with access to a choice of providers over miles

- 1st closest
- 2nd closest

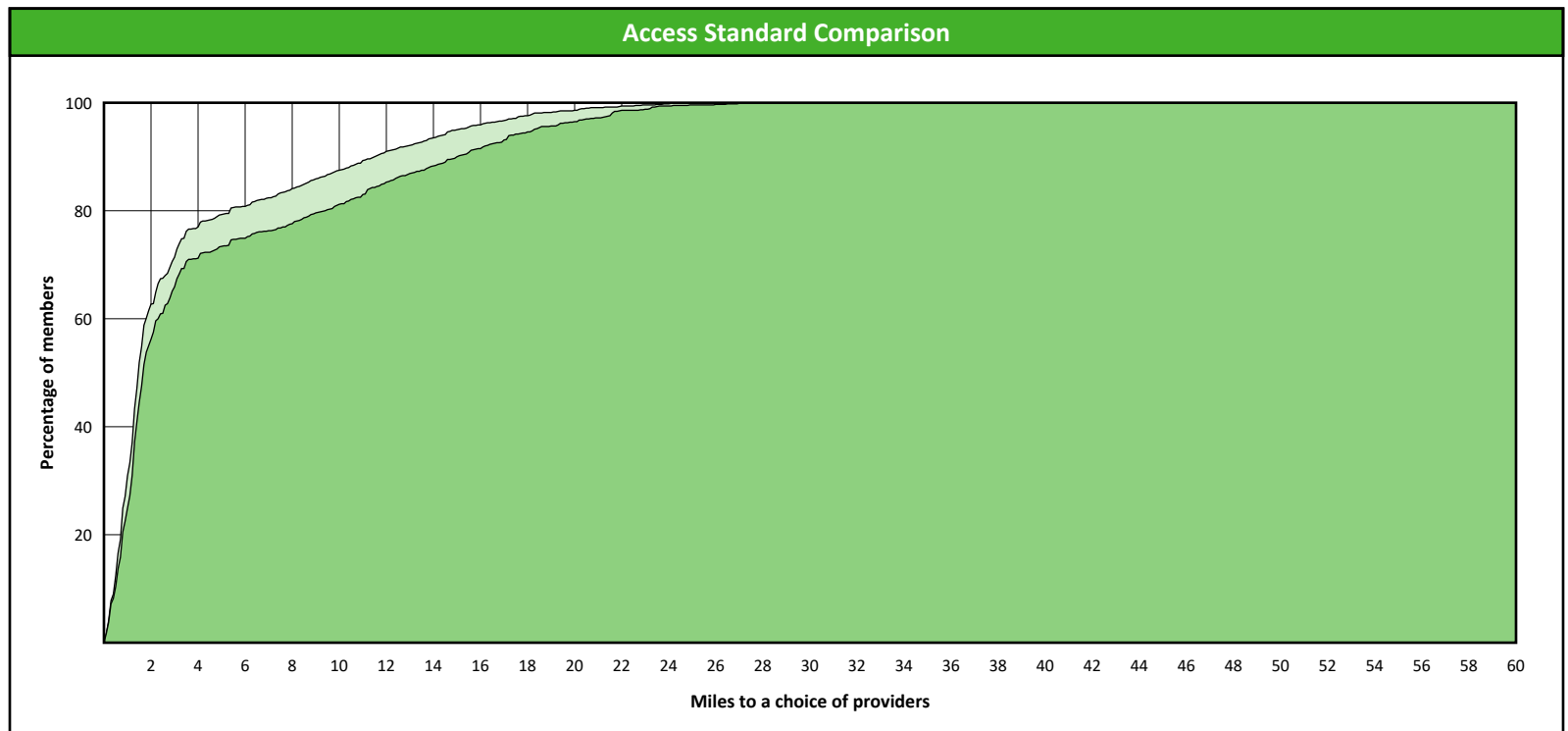
¹ The Access Standard is defined as (DWP Members) members accessing:

1 (DWP General Dentist) provider in 60 miles and 60 minutes



Distances/Times

		Average
Distance/Time to 1st closest provider		3.7 miles 4.1 mins
Distance/Time to 2nd closest provider		4.8 miles 5.3 mins



Access Overview 60 Miles

January 26, 2024

Access Analysis

DWP Network

Member / Provider Groups

DWP Members

DWP Oral Surgeon


Comparison Graph

Percent of members with access to a choice of providers over miles

- 1st closest
- 2nd closest

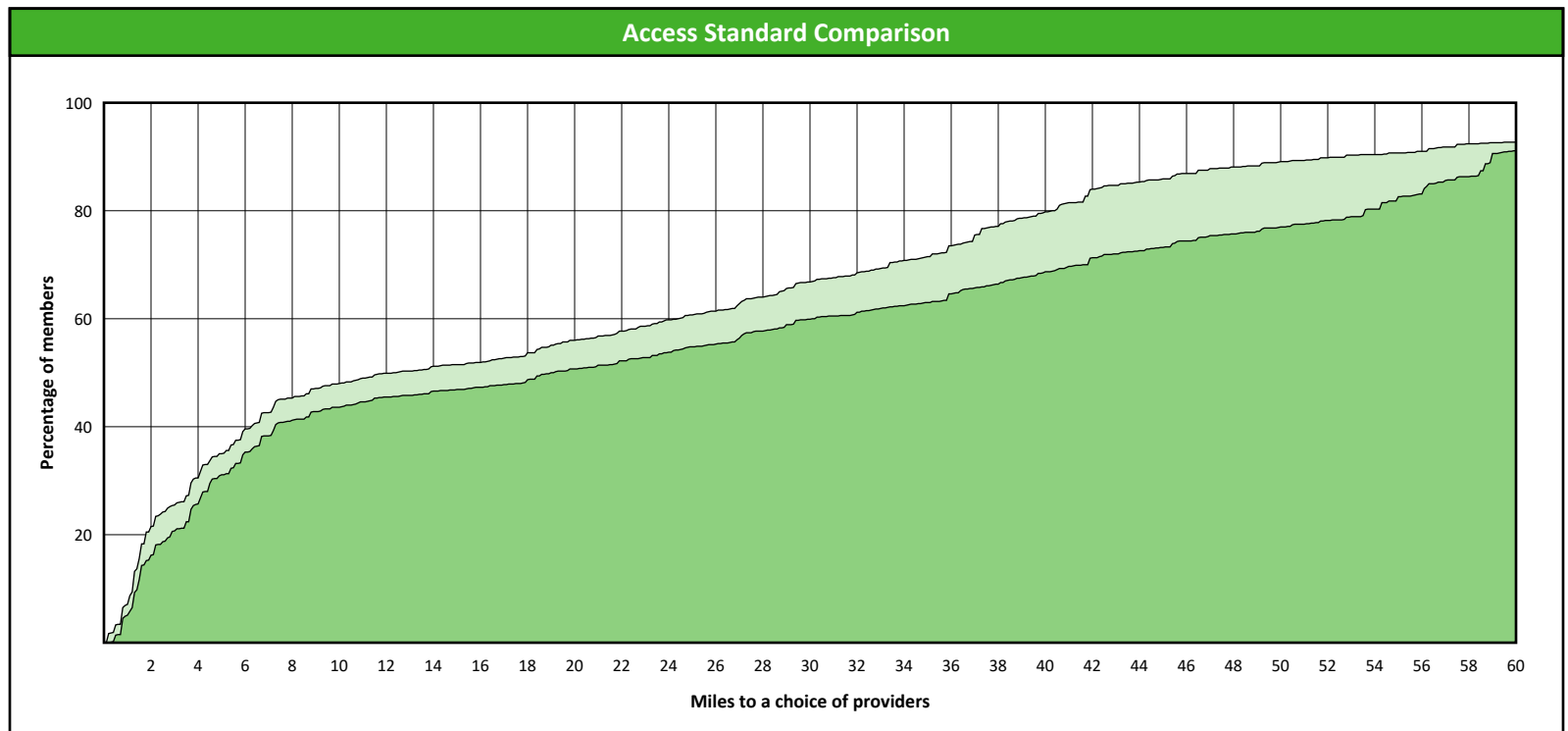
¹ The Access Standard is defined as (DWP Members) members accessing:

1 (DWP Oral Surgeon) provider in 60 miles and 60 minutes



Distances/Times

	Average
Distance/Time to 1st closest provider	21.7 miles 25.0 mins
Distance/Time to 2nd closest provider	26.2 miles 30.7 mins



Access Overview 60 Miles

January 26, 2024

Access Analysis

DWP Network

Member / Provider Groups

DWP Members

DWP Endodontist


Comparison Graph

Percent of members with access to a choice of providers over miles

- 1st closest
- 2nd closest

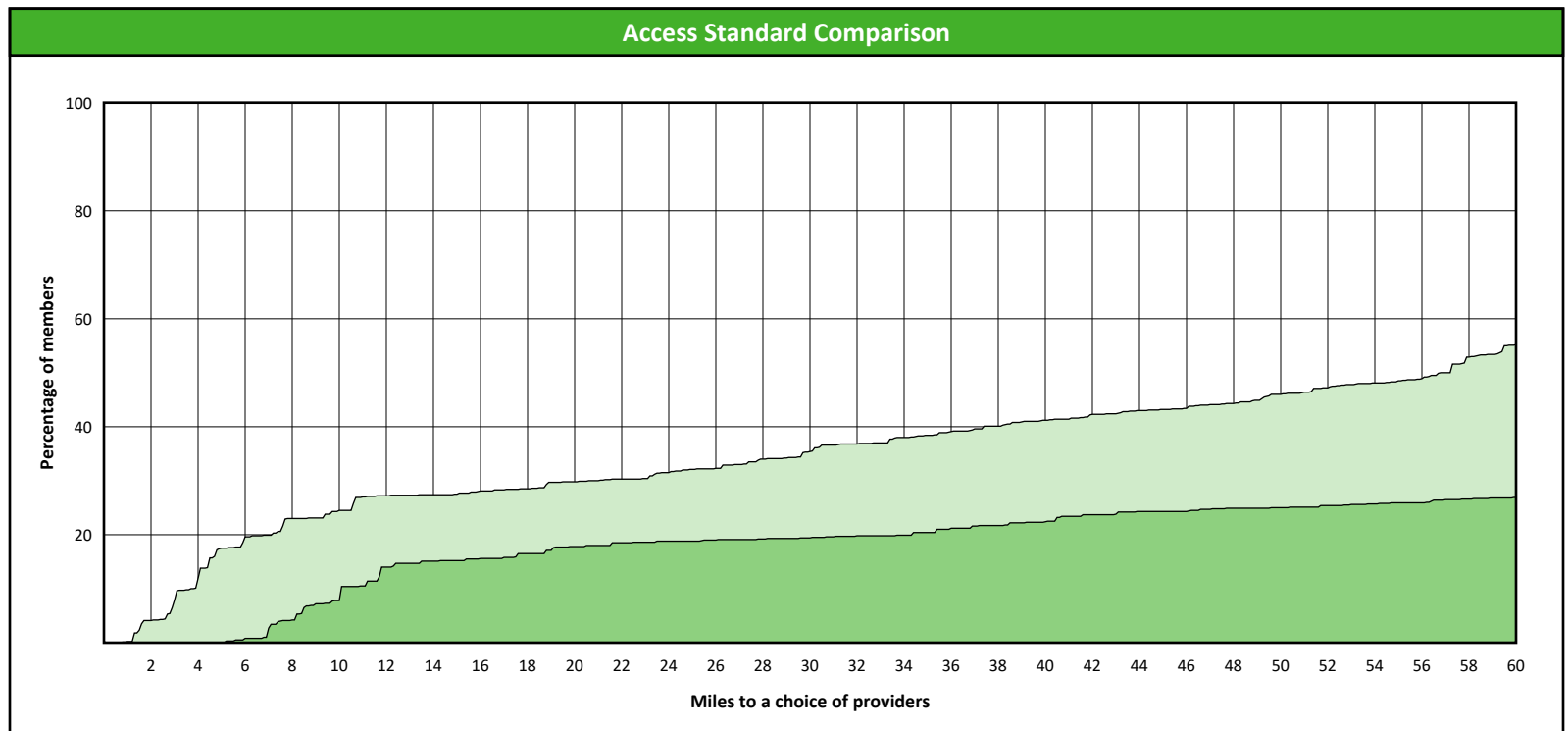
¹ The Access Standard is defined as (DWP Members) members accessing:

1 (DWP Endodontist) provider in 60 miles and 60 minutes



Distances/Times

	Average
Distance/Time to 1st closest provider	50.4 miles 65.0 mins
Distance/Time to 2nd closest provider	93.1 miles 120.8 mins



Access Overview 60 Miles

January 26, 2024

Access Analysis

DWP Network

Member / Provider Groups

DWP Members

DWP Orthodontist

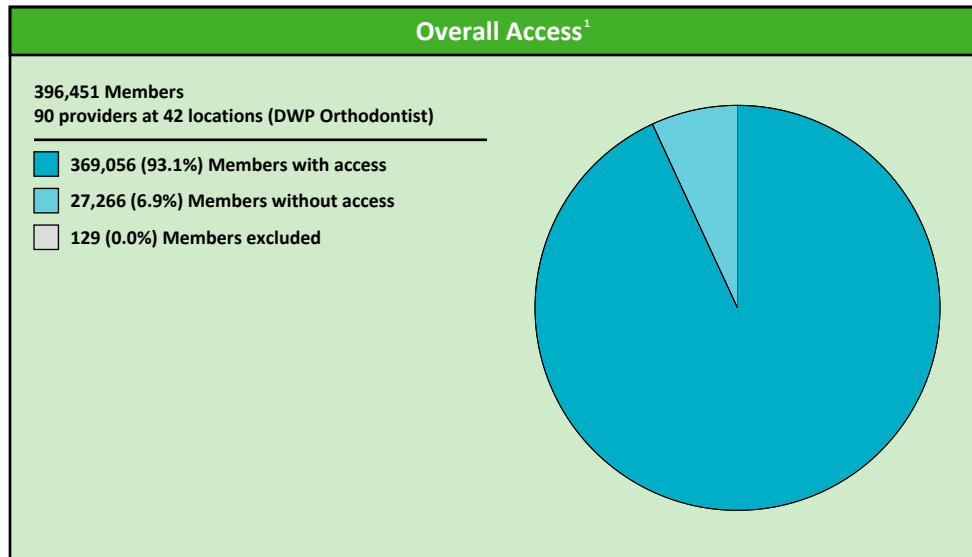
Comparison Graph

Percent of members with access to a choice of providers over miles

- 1st closest
- 2nd closest

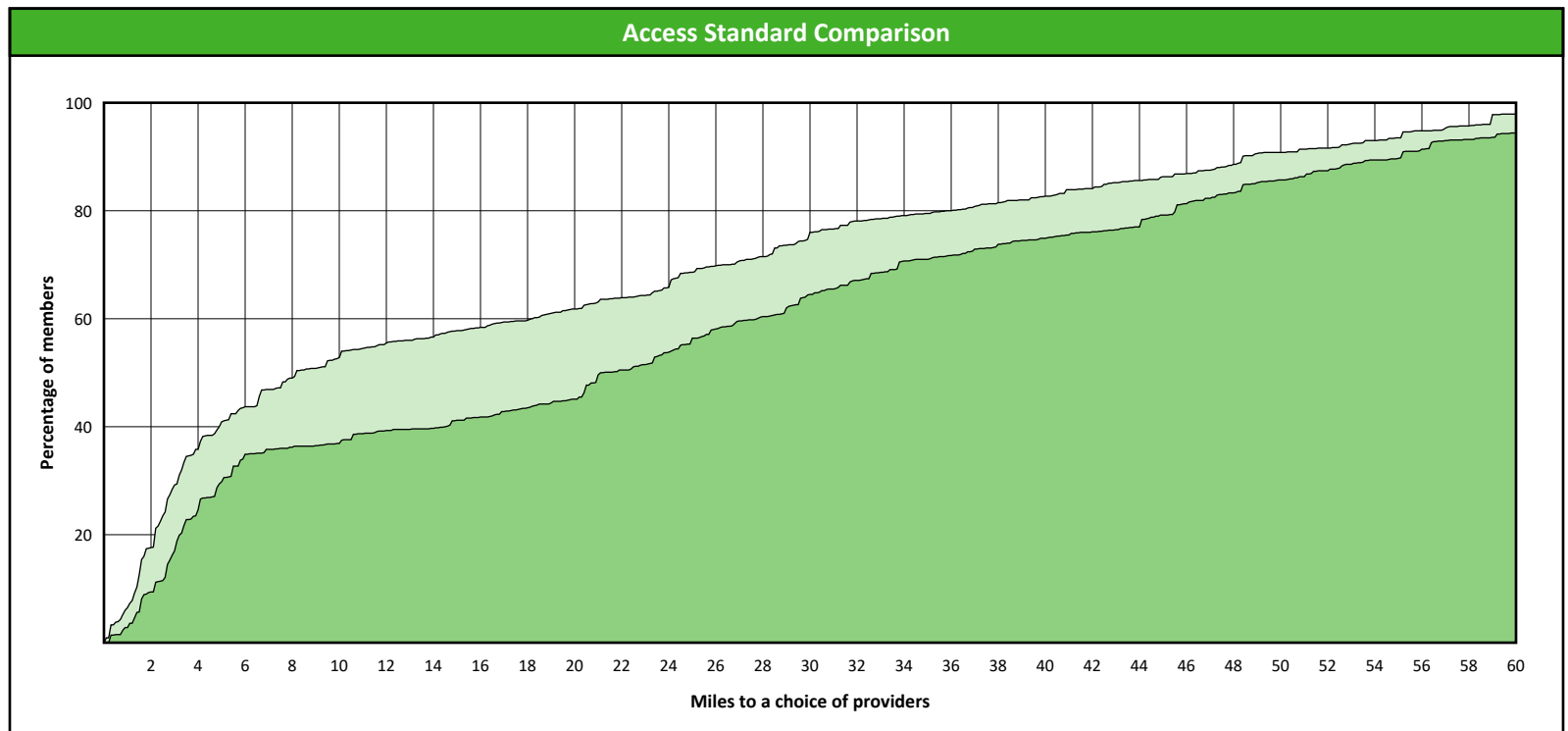
¹ The Access Standard is defined as (DWP Members) members accessing:

1 (DWP Orthodontist) provider in 60 miles and 60 minutes



Distances/Times

	Average
Distance/Time to 1st closest provider	18.1 miles 20.3 mins
Distance/Time to 2nd closest provider	24.3 miles 27.5 mins



Access Overview 60 Miles

January 26, 2024

Access Analysis

DWP Network

Member / Provider Groups

DWP Members

DWP Periodontist


Comparison Graph

Percent of members with access to a choice of providers over miles

- 1st closest
- 2nd closest

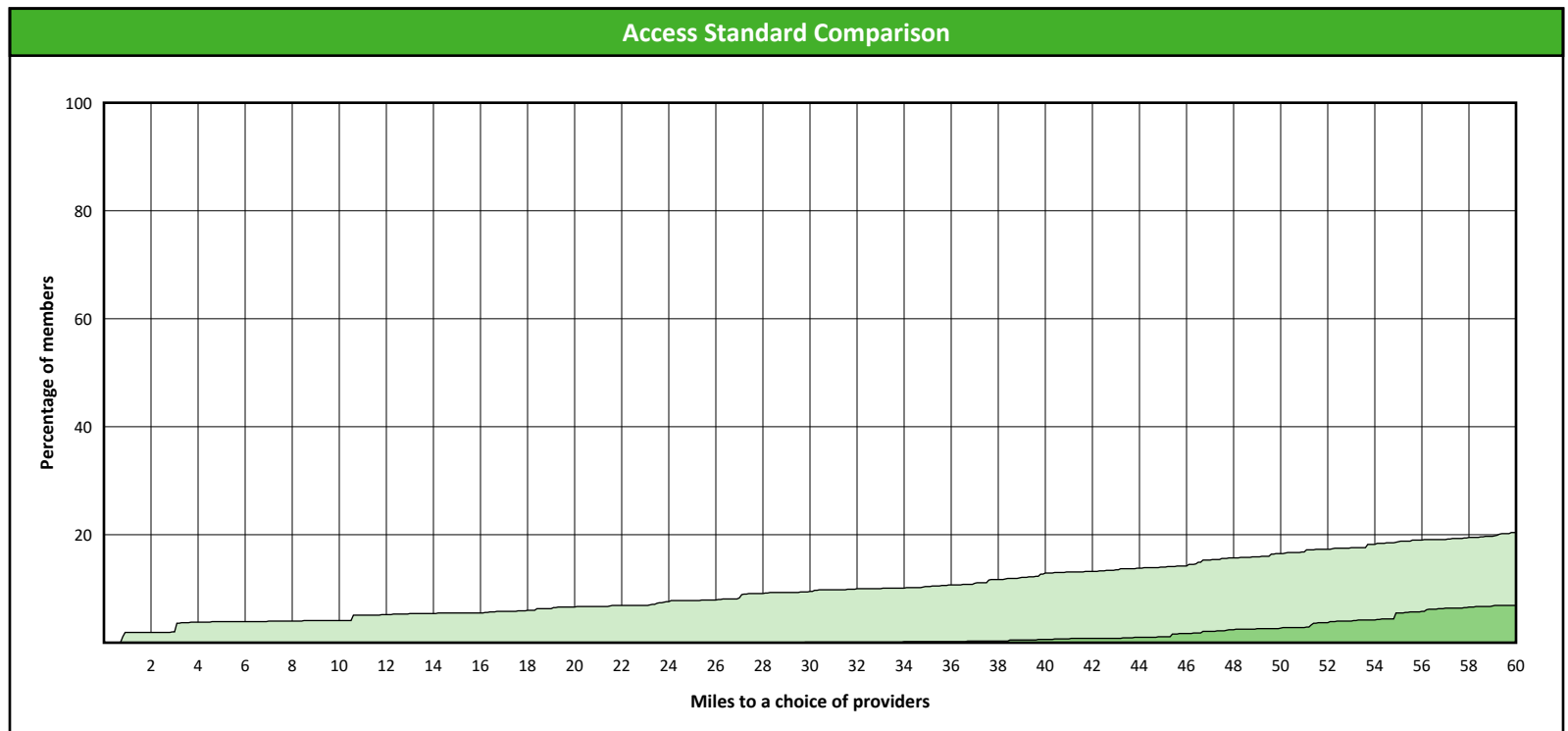
¹ The Access Standard is defined as (DWP Members) members accessing:

1 (DWP Periodontist) provider in 60 miles and 60 minutes



Distances/Times

	Average
Distance/Time to 1st closest provider	102.8 miles 117.0 mins
Distance/Time to 2nd closest provider	126.4 miles 143.4 mins



Access Overview 60 Miles

January 26, 2024

Access Analysis

DWP Network

Member / Provider Groups

DWP Members

DWP Prosthodontist


Comparison Graph

Percent of members with access to a choice of providers over miles

- 1st closest
- 2nd closest

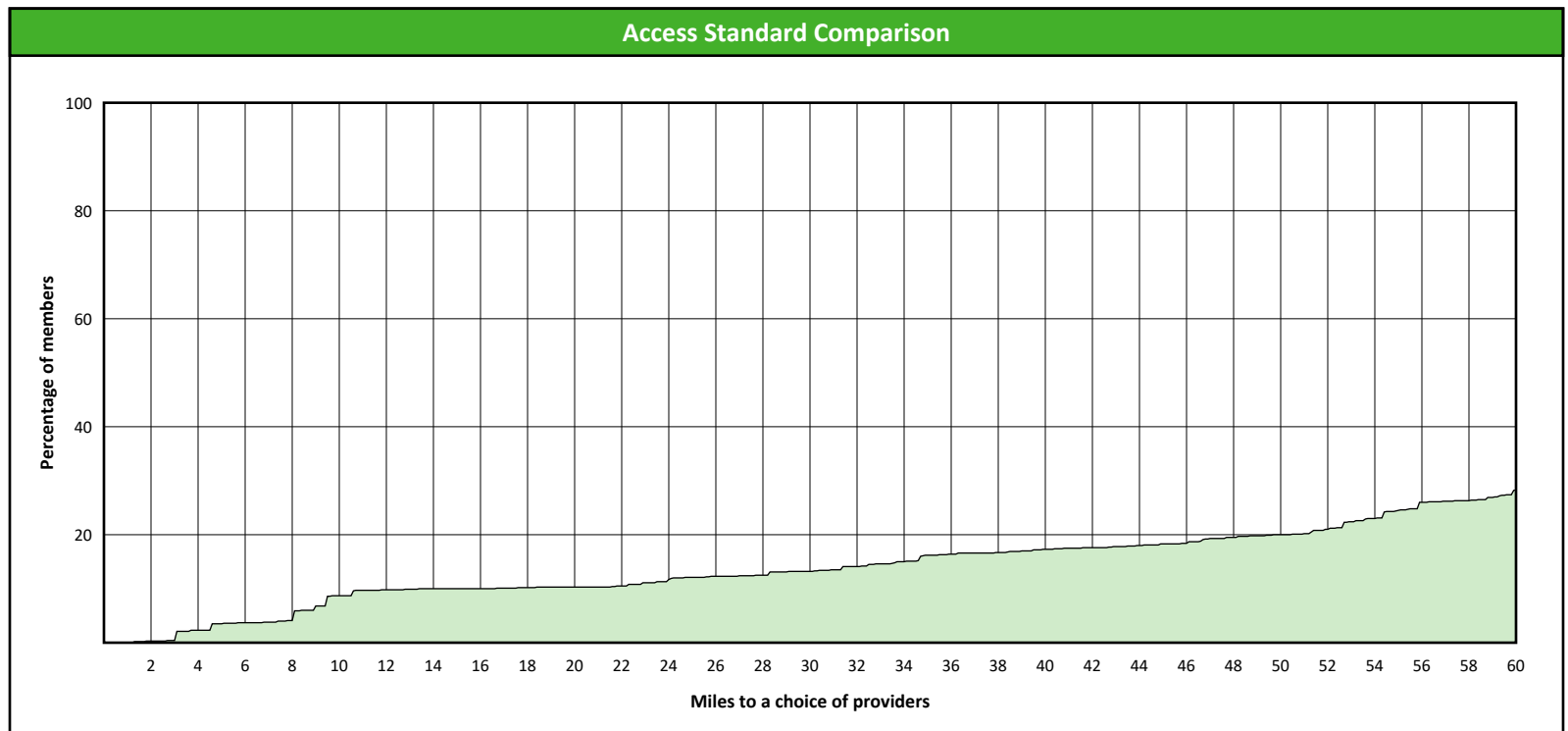
¹ The Access Standard is defined as (DWP Members) members accessing:

1 (DWP Prosthodontist) provider in 60 miles and 60 minutes



Distances/Times

	Average
Distance/Time to 1st closest provider	78.0 miles 102.5 mins
Distance/Time to 2nd closest provider	200.2 miles 286.4 mins



Access Overview 90 Miles

January 26, 2024

Access Analysis

DWP Network

Member / Provider Groups

DWP Members

DWP All Providers

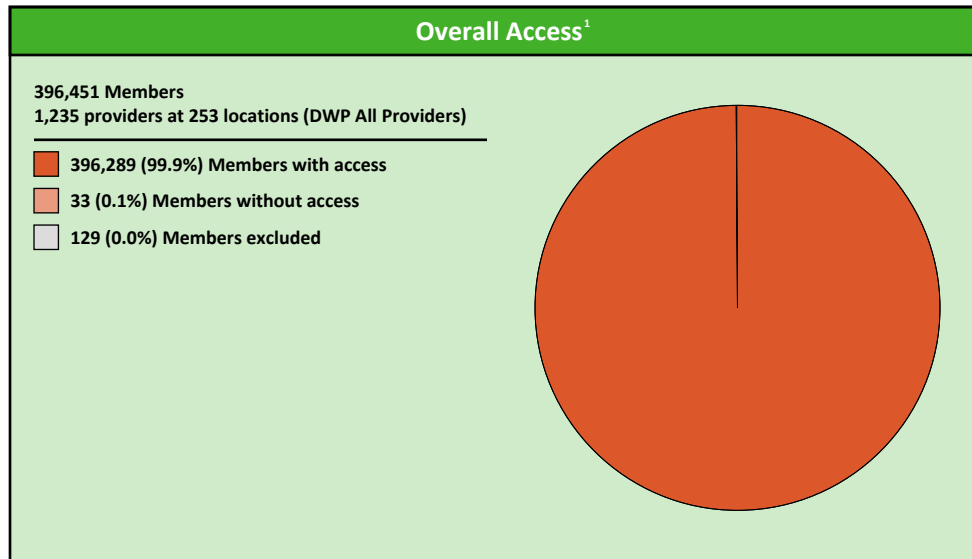
Comparison Graph

Percent of members with access to a choice of providers over miles

- 1st closest
- 2nd closest

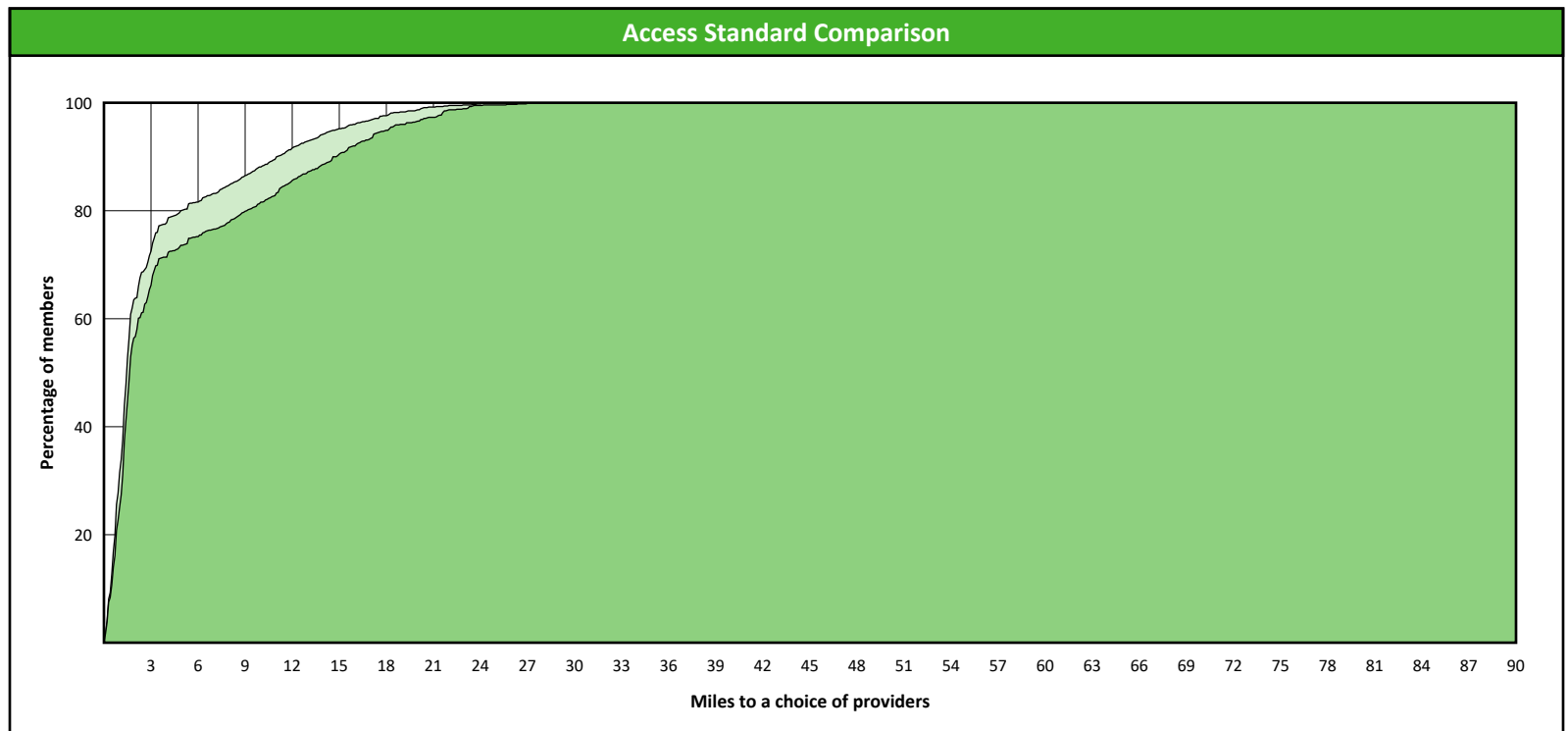
¹ The Access Standard is defined as (DWP Members) members accessing:

1 (DWP All Providers) provider in 90 miles and 90 minutes



Distances/Times

	Average
Distance/Time to 1st closest provider	3.6 miles 4.0 mins
Distance/Time to 2nd closest provider	4.7 miles 5.2 mins



Access Overview 90 Miles

January 26, 2024

Access Analysis

DWP Network

Member / Provider Groups

DWP Members

DWP General Dentist


Comparison Graph

Percent of members with access to a choice of providers over miles

- 1st closest
- 2nd closest

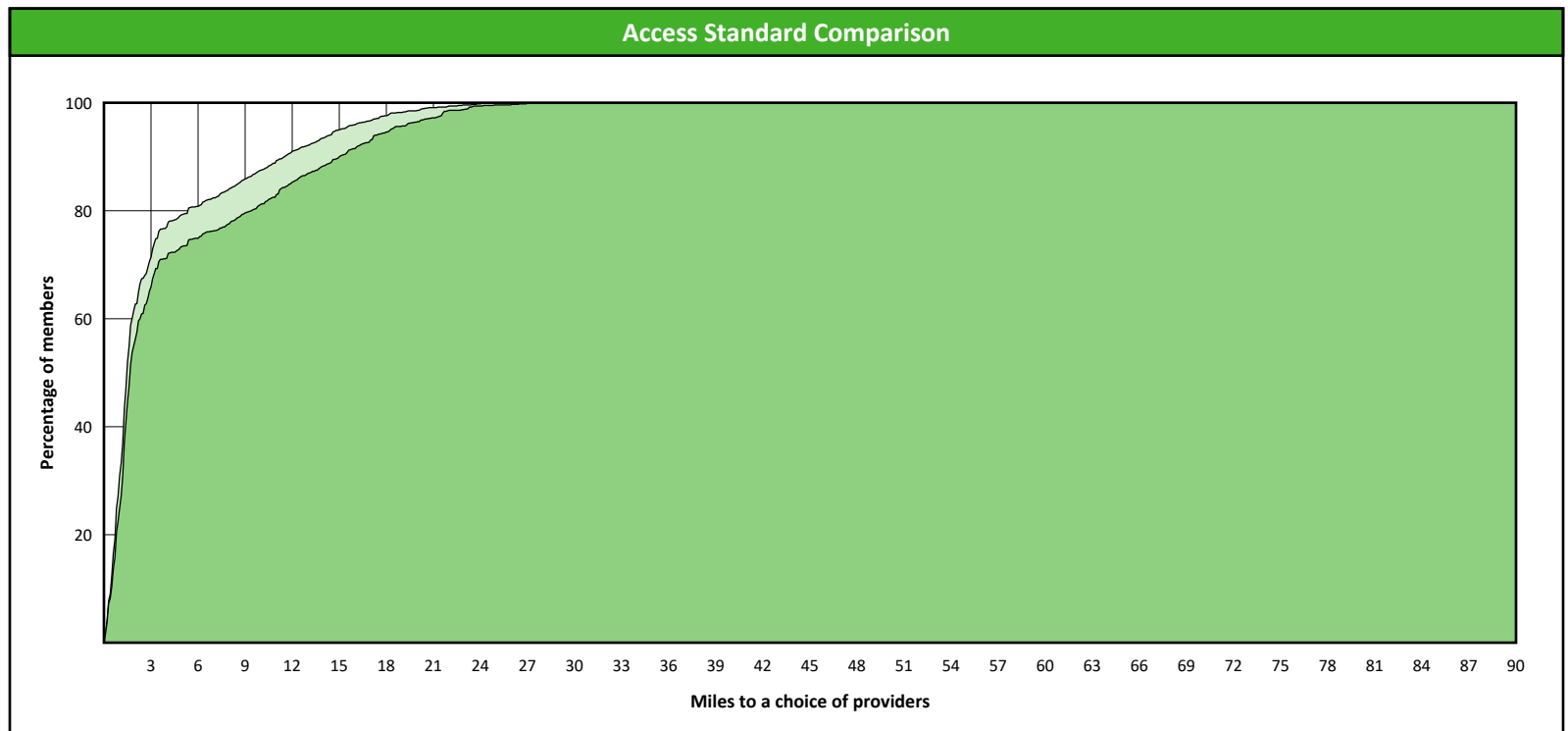
¹ The Access Standard is defined as (DWP Members) members accessing:

1 (DWP General Dentist) provider in 90 miles and 90 minutes



Distances/Times

	Average
Distance/Time to 1st closest provider	3.7 miles 4.1 mins
Distance/Time to 2nd closest provider	4.8 miles 5.3 mins



Access Overview 90 Miles

January 26, 2024

Access Analysis

DWP Network

Member / Provider Groups

DWP Members

DWP Oral Surgeon


Comparison Graph

Percent of members with access to a choice of providers over miles

- 1st closest
- 2nd closest

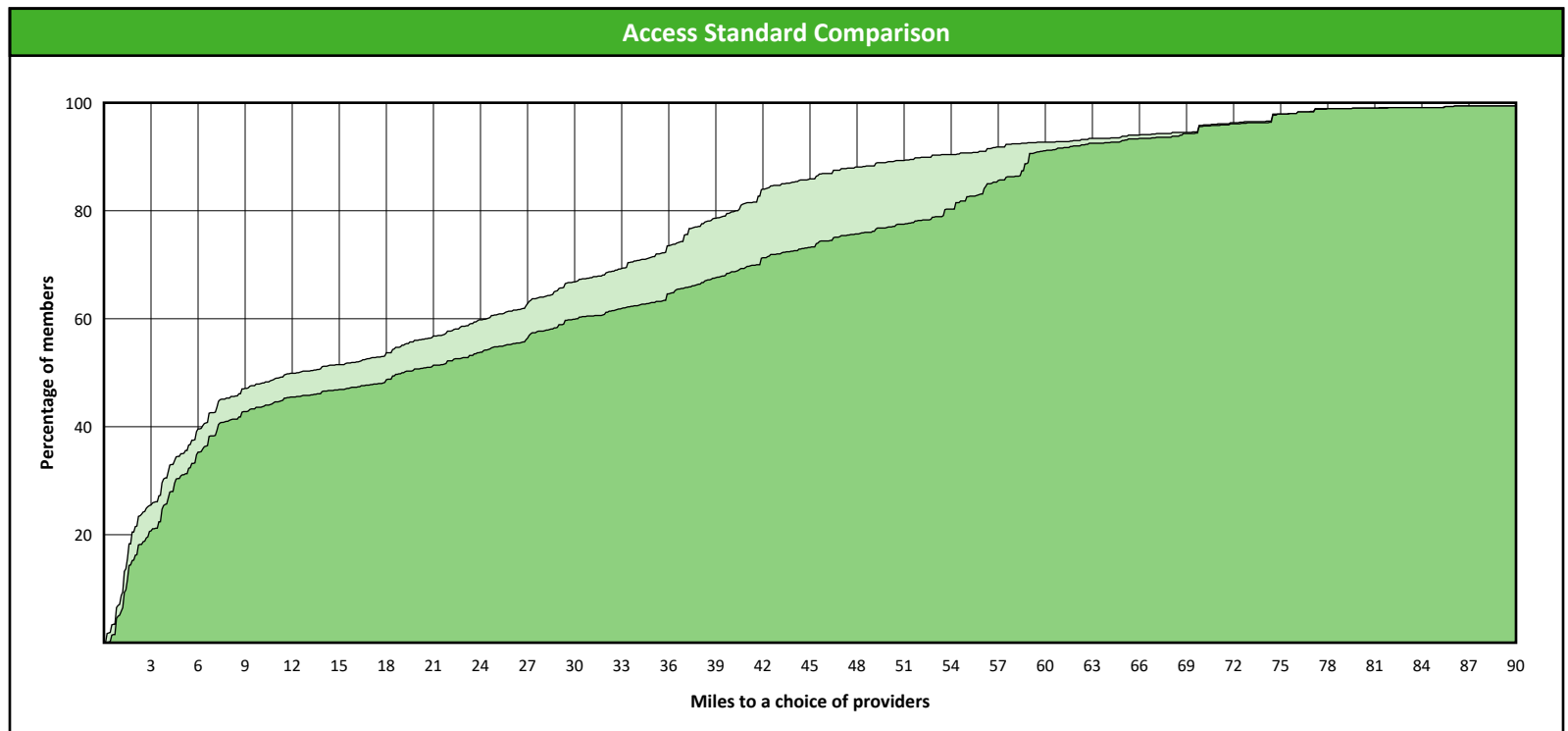
¹ The Access Standard is defined as (DWP Members) members accessing:

1 (DWP Oral Surgeon) provider in 90 miles and 90 minutes



Distances/Times

	Average
Distance/Time to 1st closest provider	21.7 miles 25.0 mins
Distance/Time to 2nd closest provider	26.2 miles 30.7 mins



Access Overview 90 Miles

January 26, 2024

Access Analysis

DWP Network

Member / Provider Groups

DWP Members

DWP Endodontist

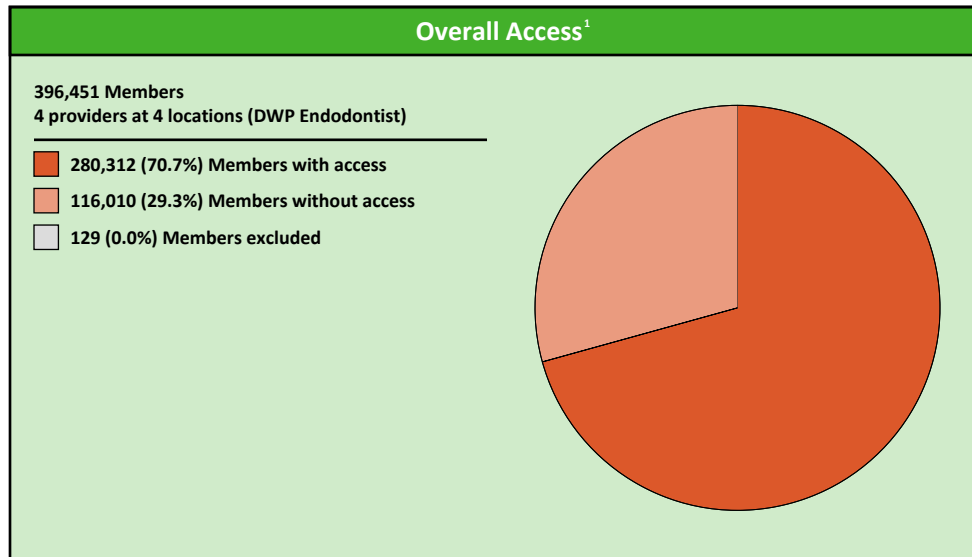
Comparison Graph

Percent of members with access to a choice of providers over miles

- 1st closest
- 2nd closest

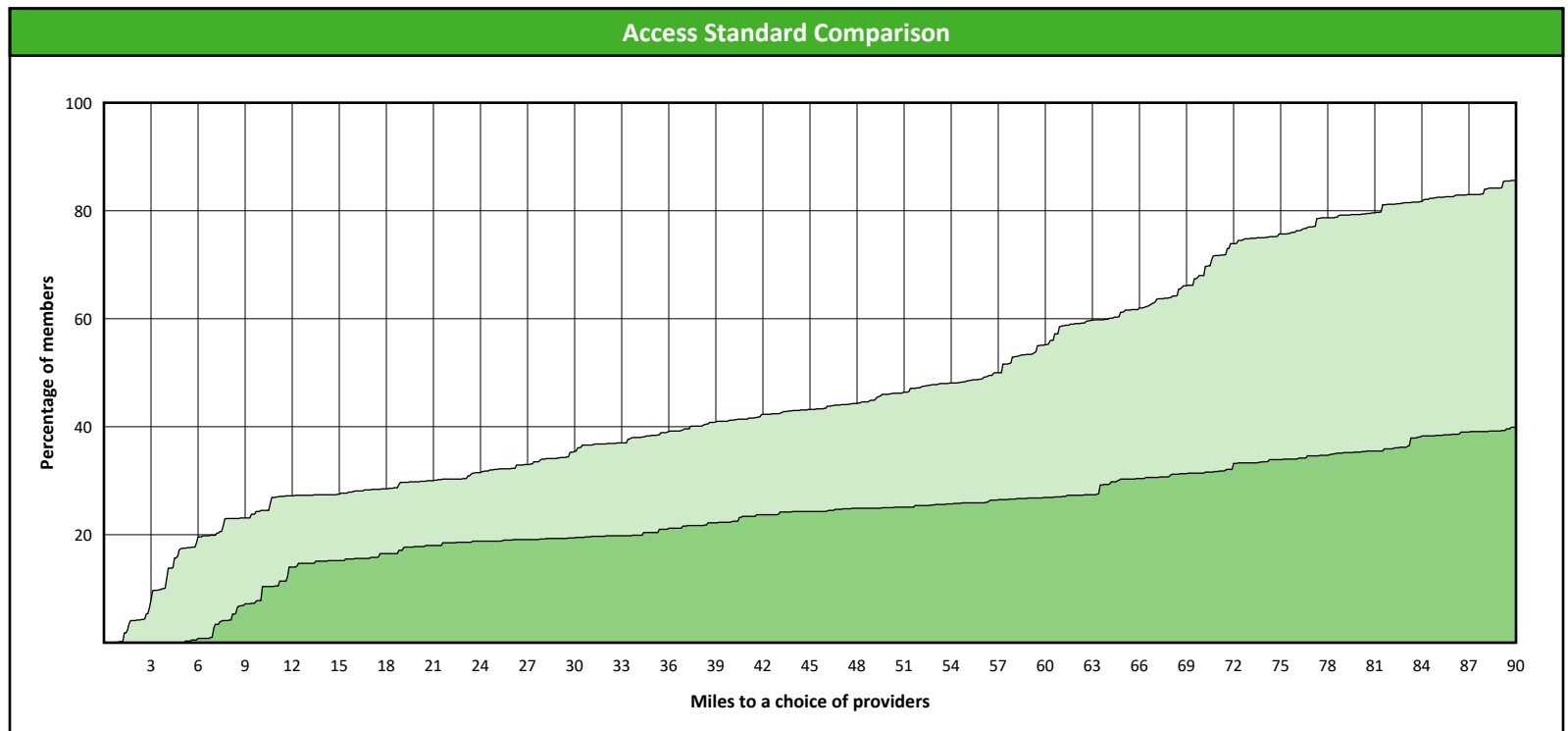
¹ The Access Standard is defined as (DWP Members) members accessing:

1 (DWP Endodontist) provider in 90 miles and 90 minutes



Distances/Times

	Average
Distance/Time to 1st closest provider	50.4 miles 65.0 mins
Distance/Time to 2nd closest provider	93.1 miles 120.8 mins



Access Overview 90 Miles

January 26, 2024

Access Analysis

DWP Network

Member / Provider Groups

DWP Members

DWP Orthodontist

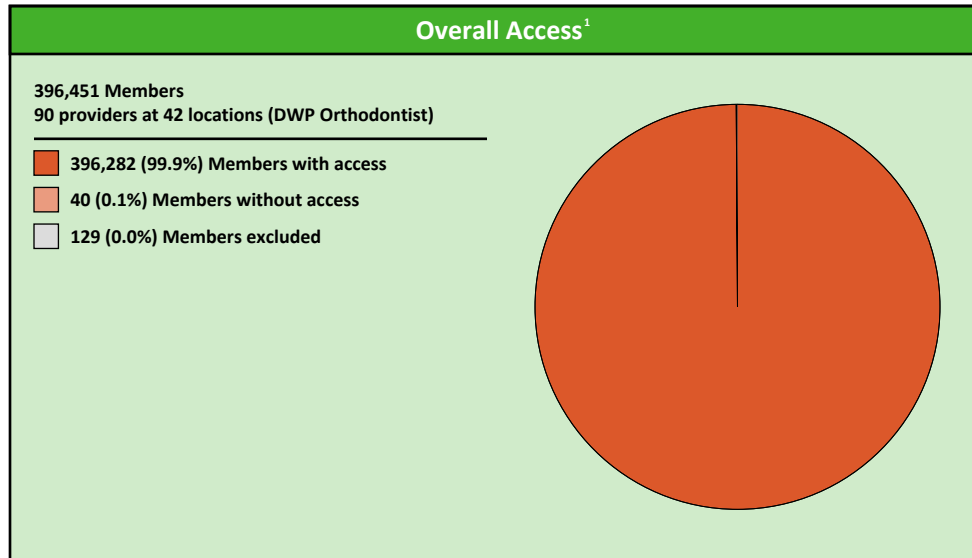
Comparison Graph

Percent of members with access to a choice of providers over miles

- 1st closest
- 2nd closest

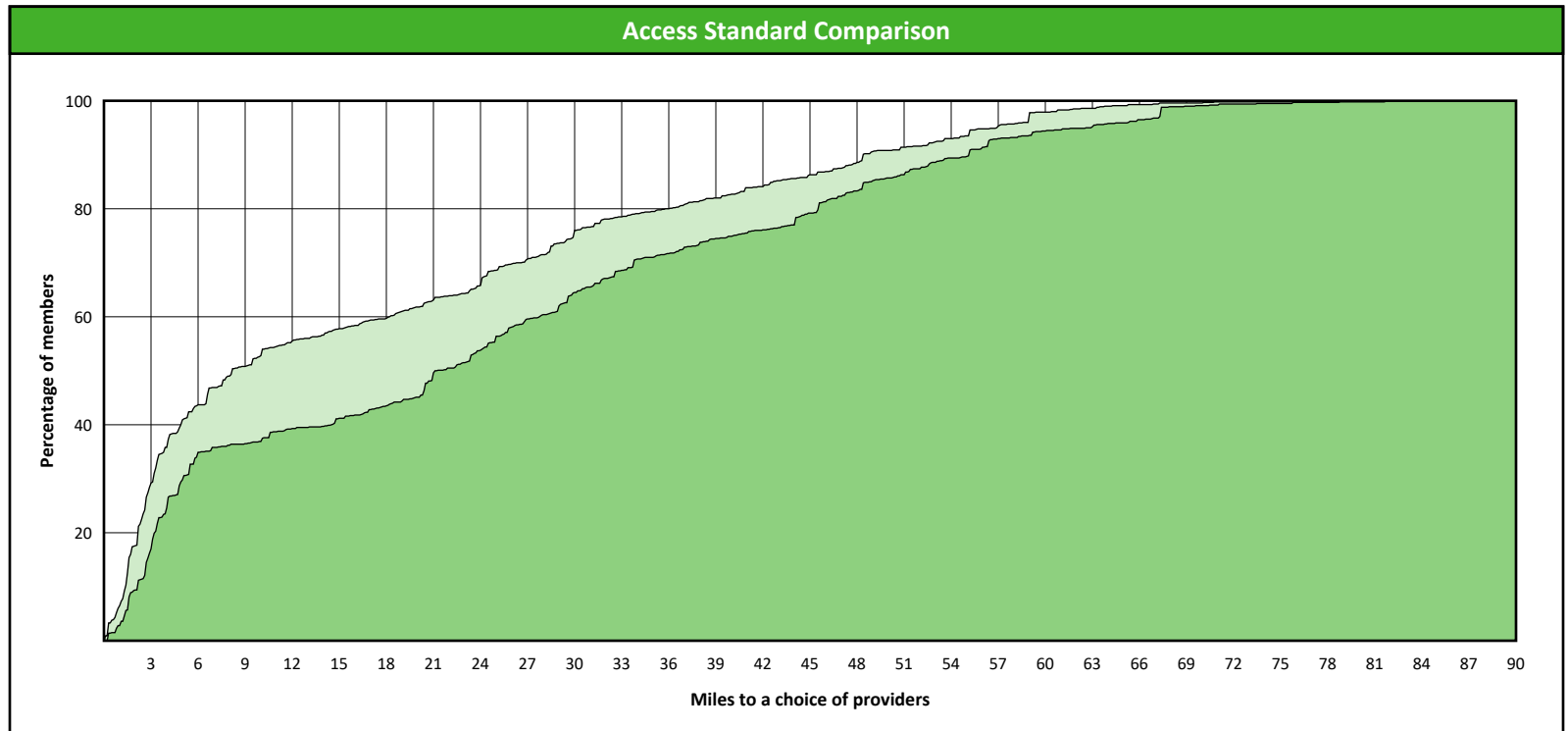
¹ The Access Standard is defined as (DWP Members) members accessing:

1 (DWP Orthodontist) provider in 90 miles and 90 minutes



Distances/Times

	Average
Distance/Time to 1st closest provider	18.1 miles 20.3 mins
Distance/Time to 2nd closest provider	24.3 miles 27.5 mins



Access Overview 90 Miles

January 26, 2024

Access Analysis

DWP Network

Member / Provider Groups

DWP Members

DWP Periodontist

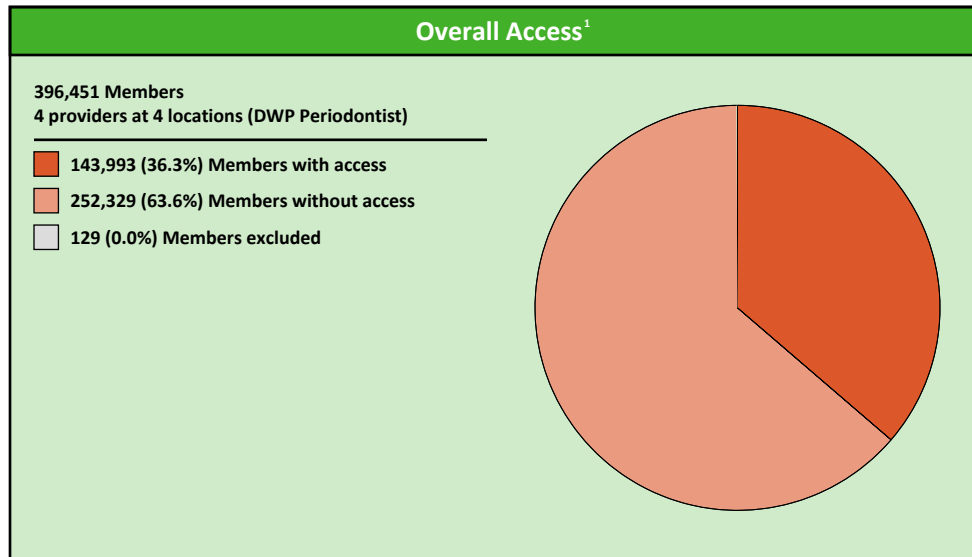
Comparison Graph

Percent of members with access to a choice of providers over miles

- 1st closest
- 2nd closest

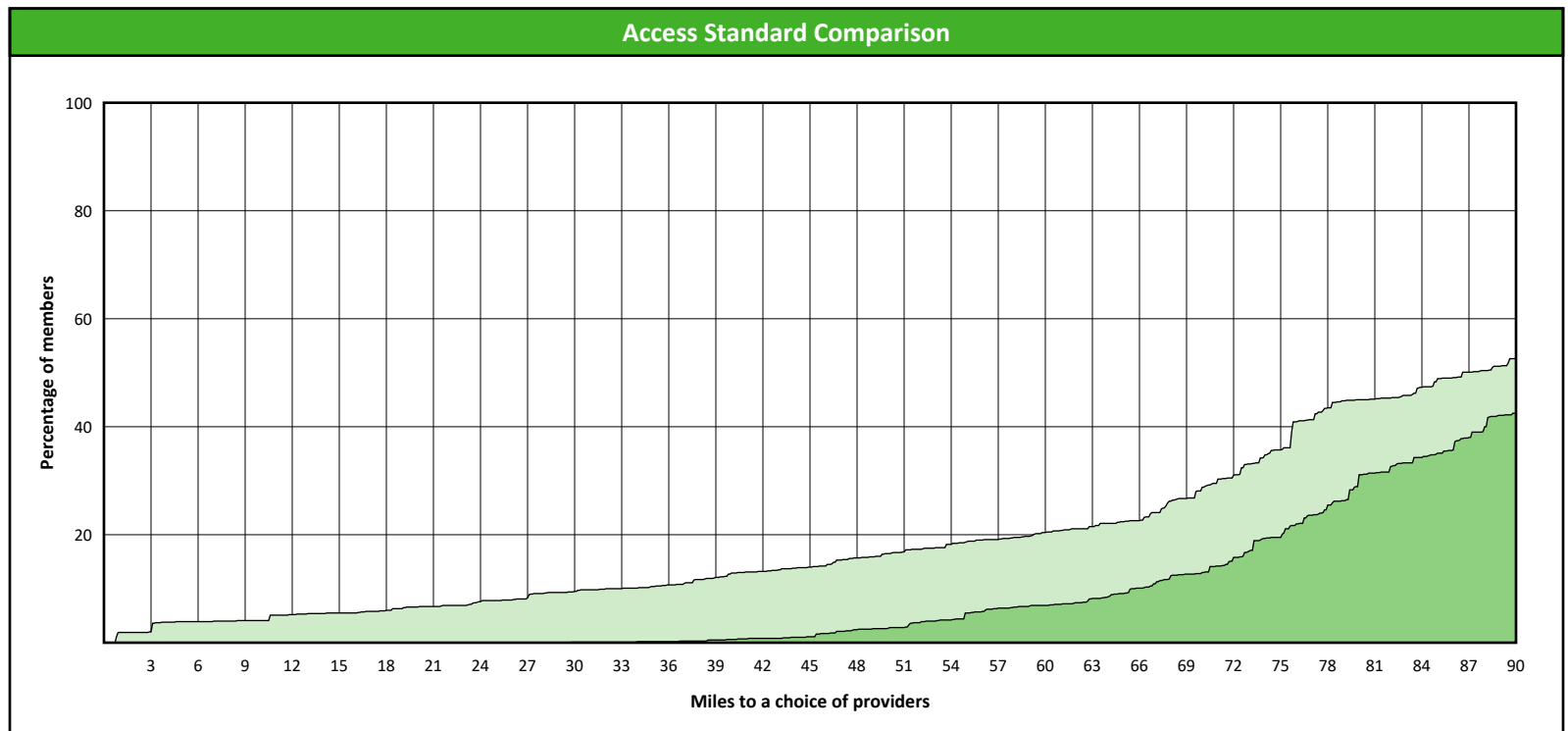
¹ The Access Standard is defined as (DWP Members) members accessing:

1 (DWP Periodontist) provider in 90 miles and 90 minutes



Distances/Times

	Average
Distance/Time to 1st closest provider	102.8 miles 117.0 mins
Distance/Time to 2nd closest provider	126.4 miles 143.4 mins



Access Overview 90 Miles

January 26, 2024

Access Analysis

DWP Network

Member / Provider Groups

DWP Members


DWP Prosthodontist

Comparison Graph

Percent of members with access to a choice of providers over miles

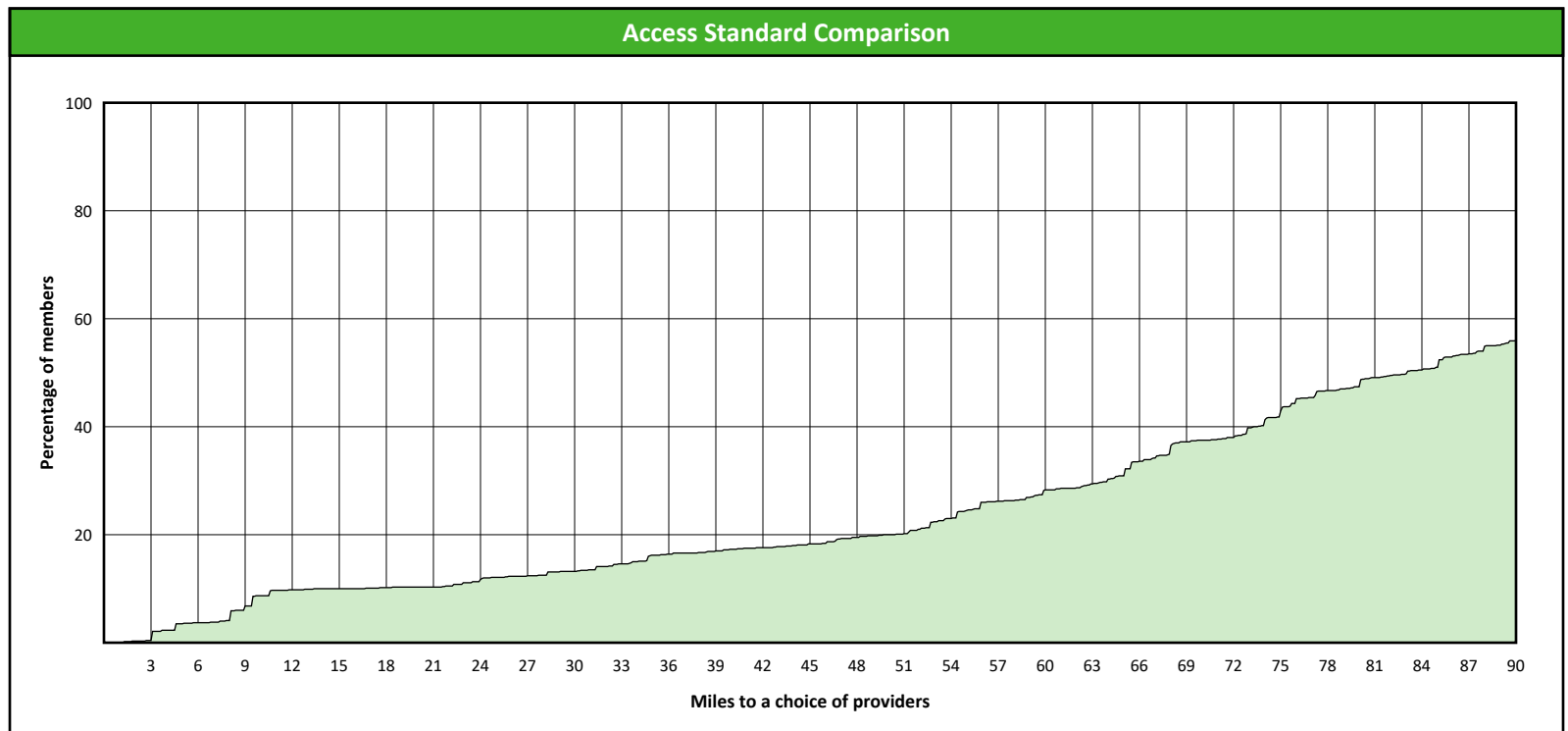
- 1st closest
- 2nd closest

¹ The Access Standard is defined as (DWP Members) members accessing:
1 (DWP Prosthodontist) provider in 90 miles and 90 minutes



Distances/Times

	Average
Distance/Time to 1st closest provider	78.0 miles 102.5 mins
Distance/Time to 2nd closest provider	200.2 miles 286.4 mins



DWP General Dentist Access Map

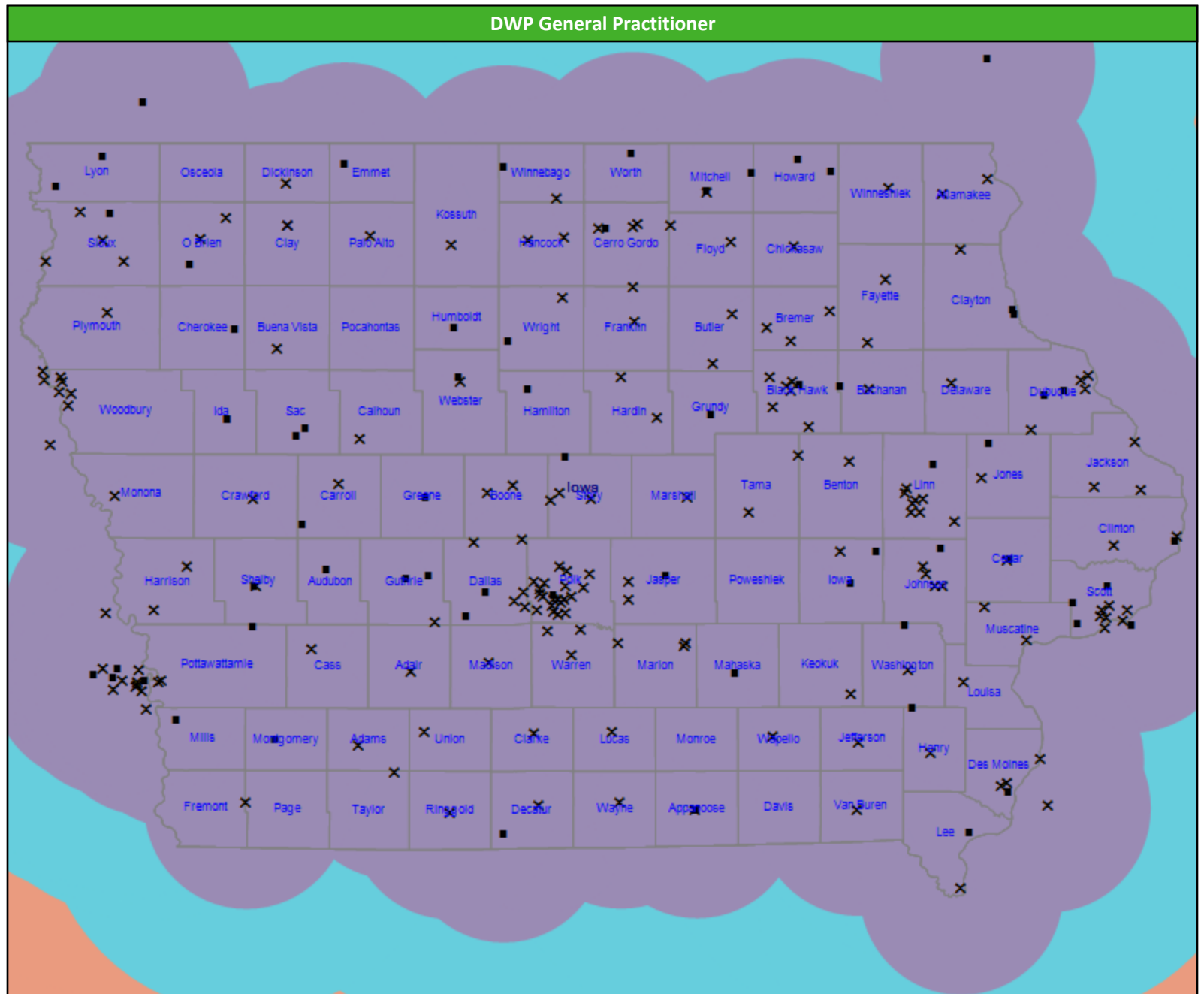
January 26, 2024

DWP General Dentist

1,010 providers at 242 locations

- Single providers (66)
- × Multiple providers (176)
- 30 mile radius
- 60 mile radius
- 90 mile radius

41.42 miles



DWP Oral Surgeon Access Map

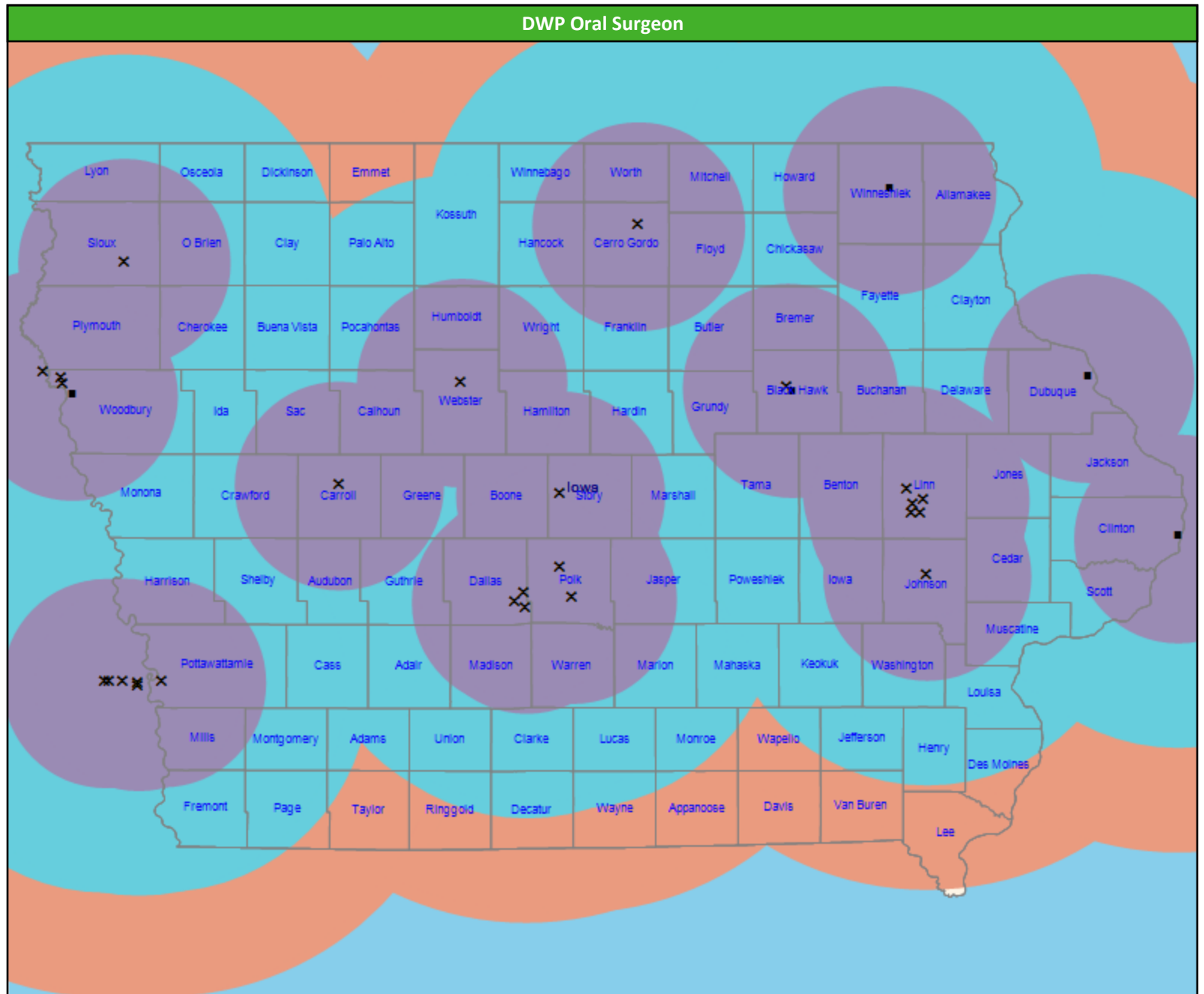
January 26, 2024

DWP Oral Surgeon

125 providers at 31 locations

- Single providers (5)
- ✕ Multiple providers (26)
- 30 mile radius
- 60 mile radius
- 90 mile radius

41.42 miles



DWP Endodontist Access Map

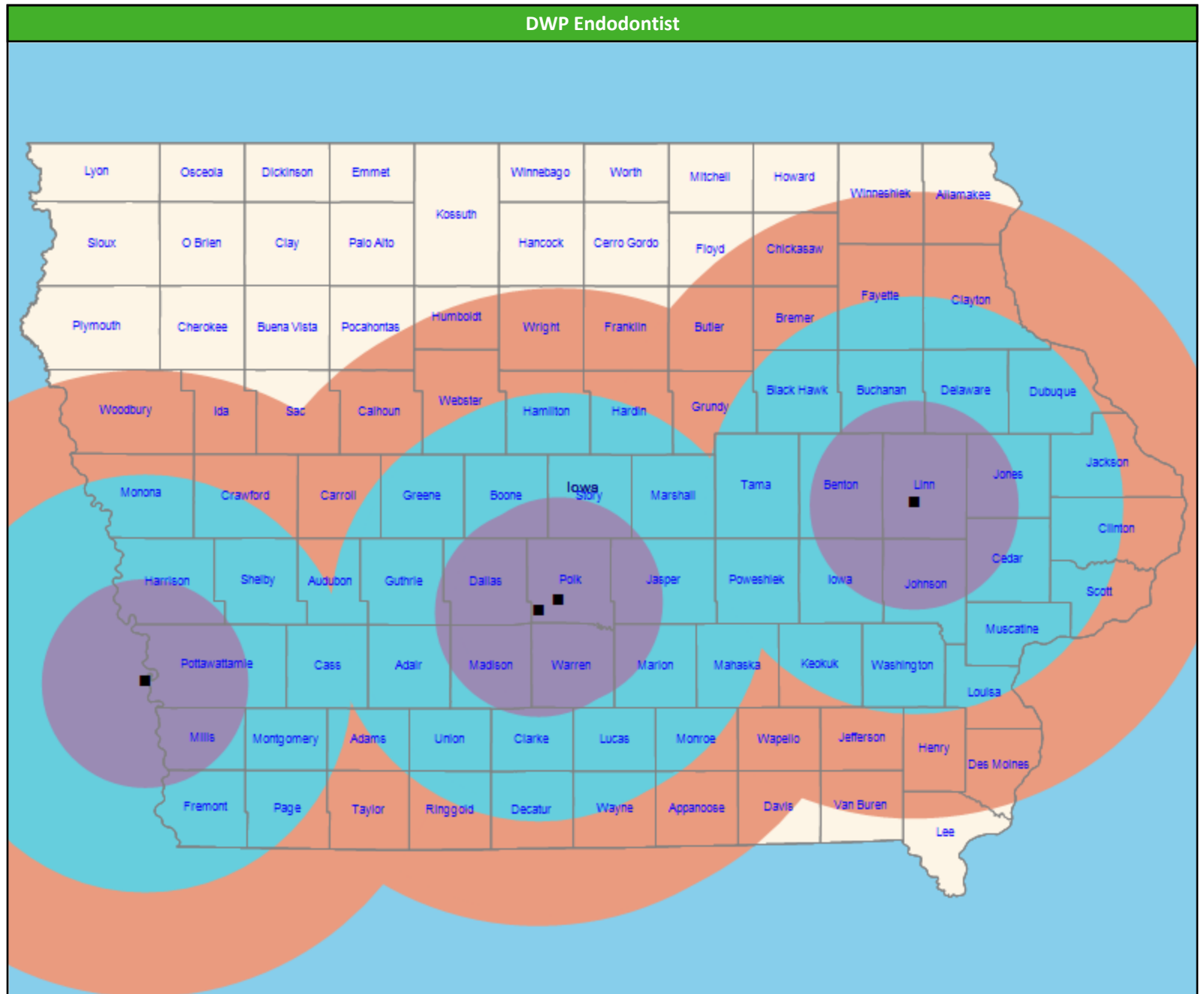
January 26, 2024

DWP Endodontist

4 providers at 4 locations

- Single providers (4)
- × Multiple providers (0)
- 30 mile radius
- 60 mile radius
- 90 mile radius

41.42 miles



DWP Periodontist Access Map

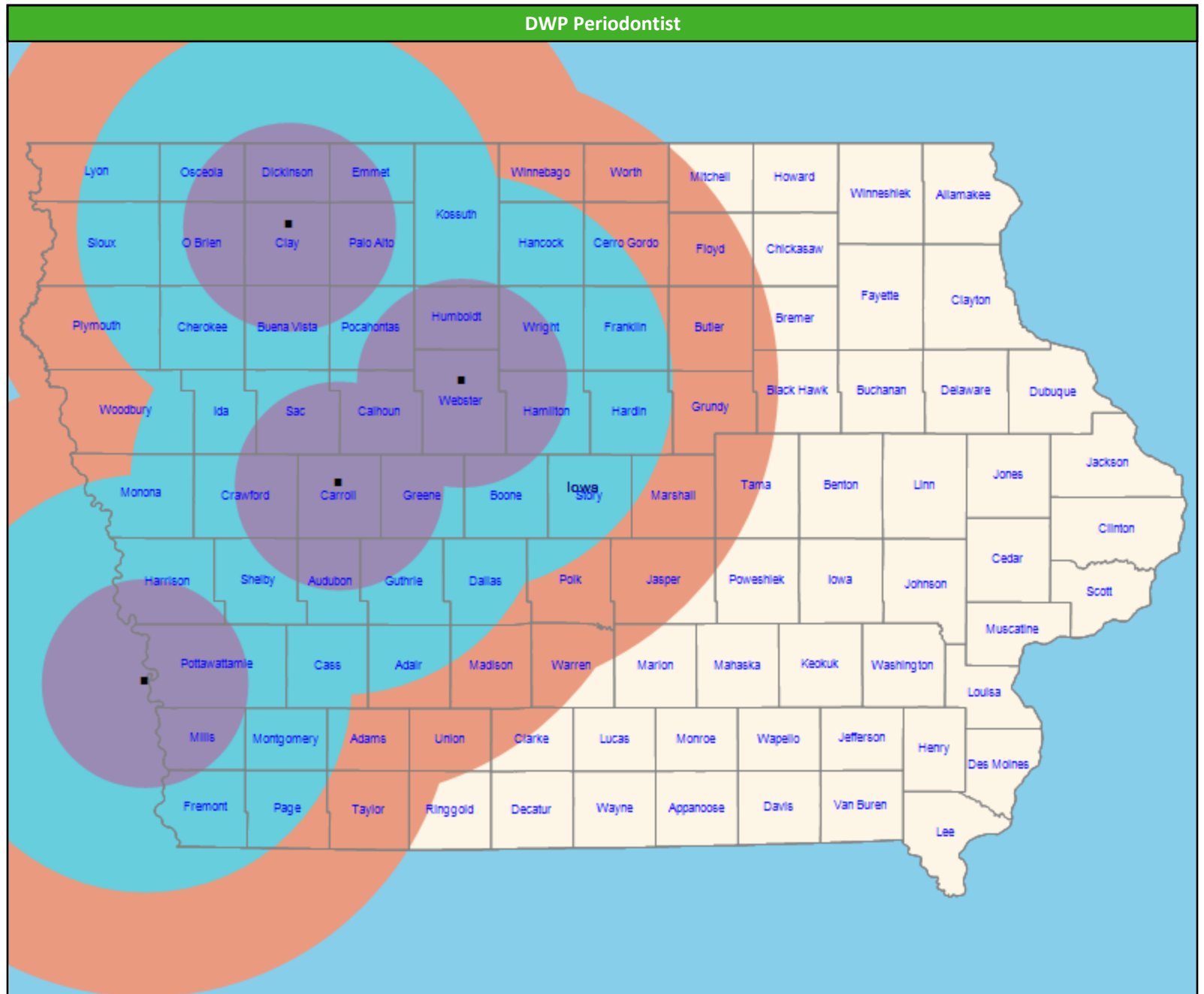
January 26, 2024

DWP Periodontist

4 providers at 4 locations

- Single providers (4)
- × Multiple providers (0)
- 30 mile radius
- 60 mile radius
- 90 mile radius

41.42 miles



DWP Prosthodontist Access Map

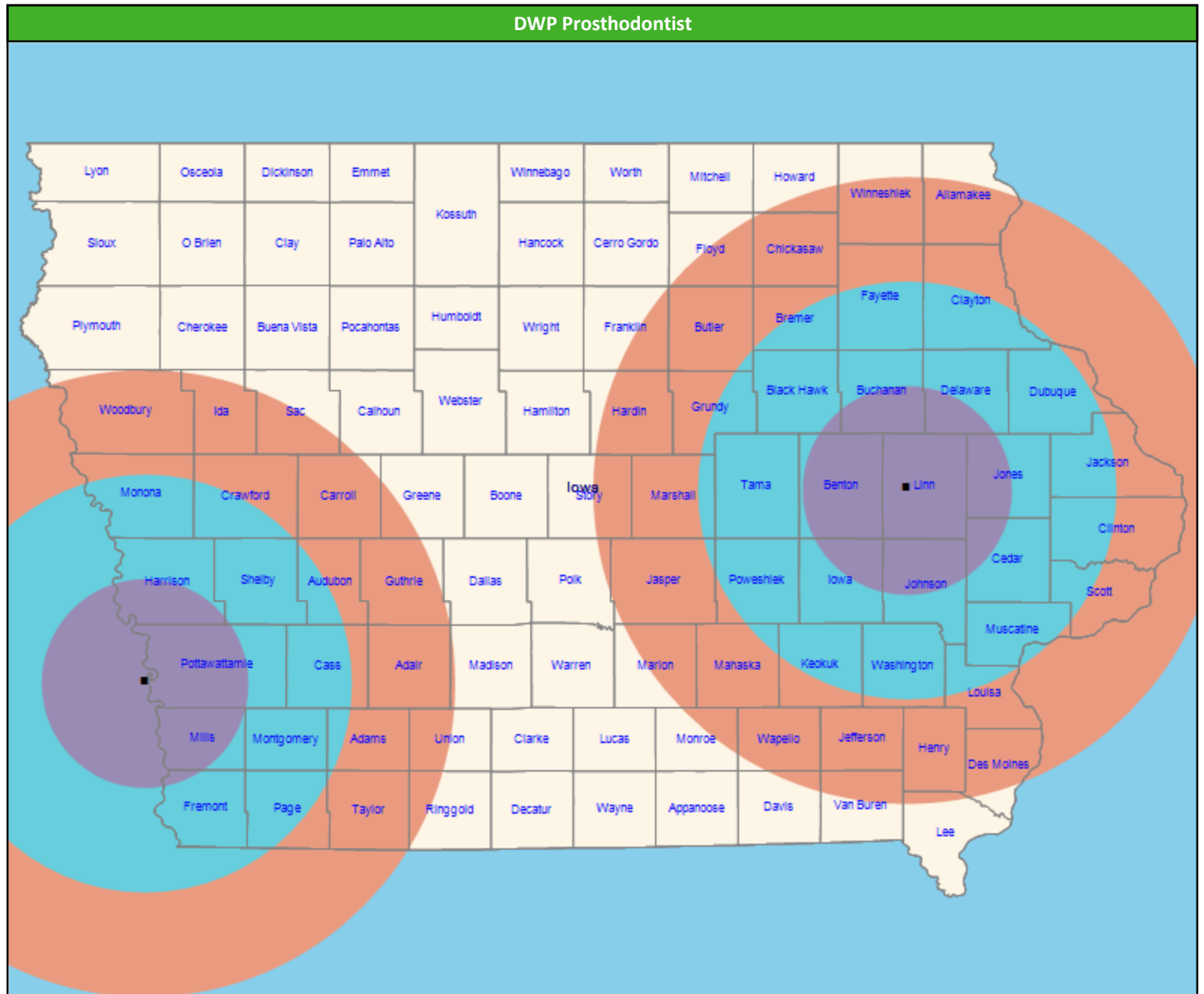
January 26, 2024

DWP Prosthodontist

2 providers at 2 locations

- Single providers (2)
- ✕ Multiple providers (0)
- 30 mile radius
- 60 mile radius
- 90 mile radius

41.42 miles



DWP Orthodontist Access Map

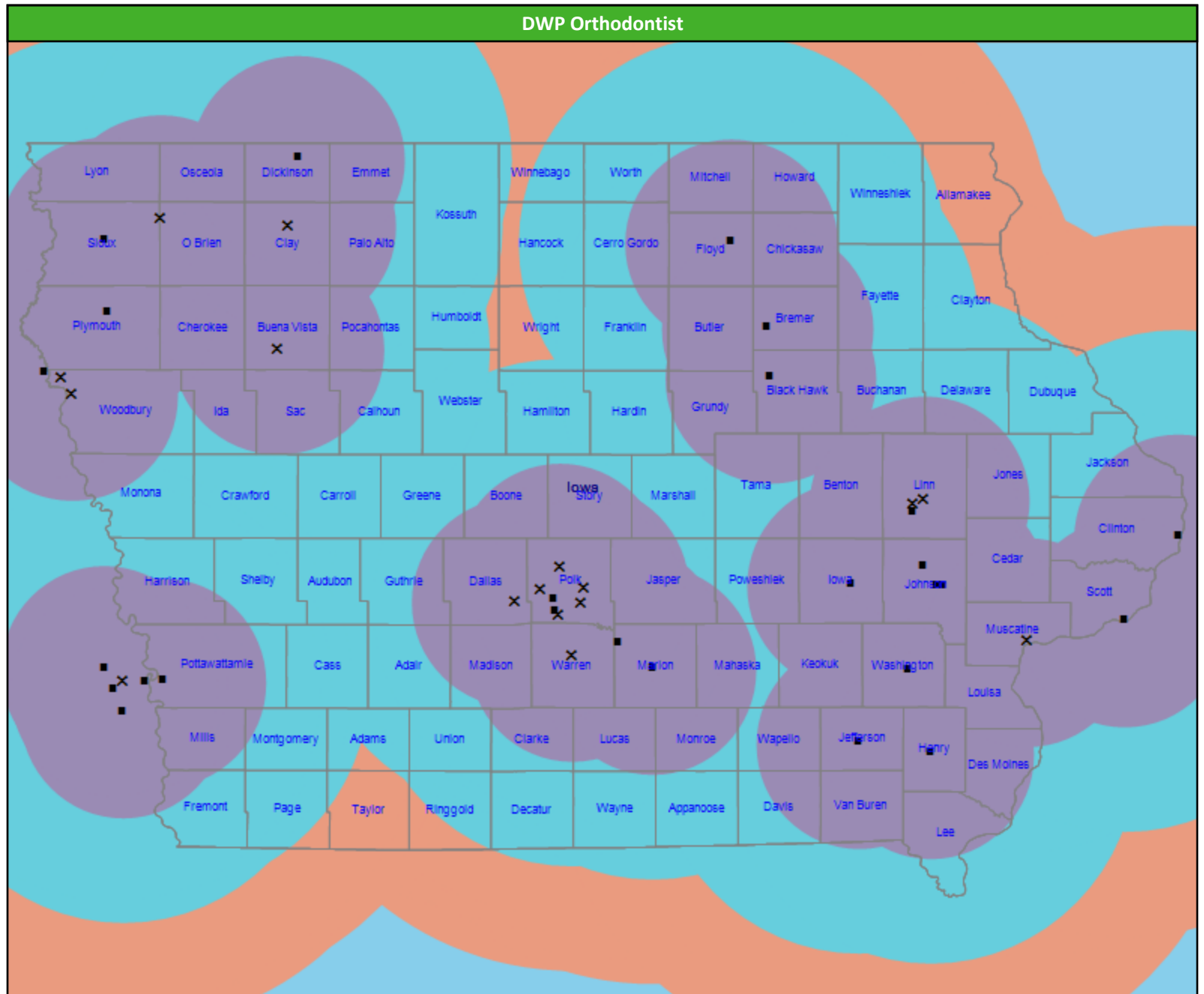
January 26, 2024

DWP Orthodontist

90 providers at 42 locations

- Single providers (26)
- ✕ Multiple providers (16)
- 30 mile radius
- 60 mile radius
- 90 mile radius

41.42 miles



Access Summary By State

January 26, 2024

Access Analysis

DWP Network

Member Group

DWP Members

Provider Group

- DWP All Providers
- DWP General Dentist
- DWP Oral Surgeon
- DWP Endodontist
- DWP Orthodontist
- DWP Periodontist
- DWP Prosthodontist

¹ Provider counts represent:

P: Unique providers

L: Unique provider locations

** These records have been excluded from the analysis because of invalid zip codes.

All Members												
Member		Provider		With Access		Without Access		Counts ¹		Average Distance		Average Time
Group	#	Group	Standard	#	%	#	%	P	L	1	2	1
DWP Members	396,322	DWP All Providers	1 in 30 miles and 3...	396,240	99.9	82	0.1	1,235	253	3.6	4.7	4.0
		DWP General De...	1 in 30 miles and 3...	396,240	99.9	82	0.1	1,010	242	3.7	4.8	4.1
		DWP General De...	1 in 60 miles and 6...	396,286	99.9	36	0.1	1,010	242	3.7	4.8	4.1
		DWP General De...	1 in 90 miles and 9...	396,289	99.9	33	0.1	1,010	242	3.7	4.8	4.1
		DWP Oral Surgeon	1 in 30 miles and 3...	250,014	63.1	146,308	36.9	125	31	21.7	26.2	25.0
		DWP Oral Surgeon	1 in 60 miles and 6...	357,059	90.1	39,263	9.9	125	31	21.7	26.2	25.0
		DWP Oral Surgeon	1 in 90 miles and 9...	388,559	98.0	7,763	2.0	125	31	21.7	26.2	25.0
		DWP Endodontist	1 in 30 miles and 3...	122,292	30.9	274,030	69.1	4	4	50.4	93.1	65.0
		DWP Endodontist	1 in 60 miles and 6...	176,881	44.6	219,441	55.4	4	4	50.4	93.1	65.0
		DWP Endodontist	1 in 90 miles and 9...	280,312	70.7	116,010	29.3	4	4	50.4	93.1	65.0
		DWP Orthodontist	1 in 30 miles and 3...	281,221	71.0	115,101	29.0	90	42	18.1	24.3	20.3
		DWP Orthodontist	1 in 60 miles and 6...	369,056	93.1	27,266	6.9	90	42	18.1	24.3	20.3
		DWP Orthodontist	1 in 90 miles and 9...	396,282	99.9	40	0.1	90	42	18.1	24.3	20.3
		DWP Periodontist	1 in 30 miles and 3...	33,900	8.6	362,422	91.4	4	4	102.8	126.4	117.0
		DWP Periodontist	1 in 60 miles and 6...	71,018	17.9	325,304	82.1	4	4	102.8	126.4	117.0
		DWP Periodontist	1 in 90 miles and 9...	143,993	36.3	252,329	63.7	4	4	102.8	126.4	117.0
		DWP Prosthodo...	1 in 30 miles and 3...	45,998	11.6	350,324	88.4	2	2	78.0	200.2	102.5
		DWP Prosthodo...	1 in 60 miles and 6...	76,682	19.3	319,640	80.7	2	2	78.0	200.2	102.5
		DWP Prosthodo...	1 in 90 miles and 9...	153,621	38.8	242,701	61.2	2	2	78.0	200.2	102.5

Key Geographic Areas										
State Name	Member	Provider		With Access		Without Access		Average Distance		Average Time
	#	Group	Standard	#	%	#	%	1	2	1
Iowa	396,273	DWP All Providers	1 in 30 miles and 30 mins	396,233	99.9	40	0.1	3.5	4.6	3.9
		DWP General Dentist	1 in 30 miles and 30 mins	396,233	99.9	40	0.1	3.6	4.7	4.1
		DWP General Dentist	1 in 60 miles and 60 mins	396,273	100.0	0	0.0	3.6	4.7	4.1
		DWP General Dentist	1 in 90 miles and 90 mins	396,273	100.0	0	0.0	3.6	4.7	4.1
		DWP Oral Surgeon	1 in 30 miles and 30 mins	250,010	63.1	146,263	36.9	21.6	26.2	25.0
		DWP Oral Surgeon	1 in 60 miles and 60 mins	357,050	90.1	39,223	9.9	21.6	26.2	25.0
		DWP Oral Surgeon	1 in 90 miles and 90 mins	388,547	98.1	7,726	1.9	21.6	26.2	25.0
		DWP Endodontist	1 in 30 miles and 30 mins	122,290	30.9	273,983	69.1	50.4	93.1	64.9
		DWP Endodontist	1 in 60 miles and 60 mins	176,878	44.6	219,395	55.4	50.4	93.1	64.9
		DWP Endodontist	1 in 90 miles and 90 mins	280,309	70.7	115,964	29.3	50.4	93.1	64.9
		DWP Orthodontist	1 in 30 miles and 30 mins	281,216	71.0	115,057	29.0	18.1	24.3	20.3
		DWP Orthodontist	1 in 60 miles and 60 mins	369,049	93.1	27,224	6.9	18.1	24.3	20.3
		DWP Orthodontist	1 in 90 miles and 90 mins	396,271	99.9	2	0.1	18.1	24.3	20.3
		DWP Periodontist	1 in 30 miles and 30 mins	33,898	8.6	362,375	91.4	102.8	126.4	116.9
		DWP Periodontist	1 in 60 miles and 60 mins	71,015	17.9	325,258	82.1	102.8	126.4	116.9
		DWP Periodontist	1 in 90 miles and 90 mins	143,990	36.3	252,283	63.7	102.8	126.4	116.9

Access Summary By City

January 26, 2024

Access Analysis

DWP Network

Member Group

DWP Members

Provider Group

- DWP All Providers
- DWP General Dentist
- DWP Oral Surgeon
- DWP Endodontist
- DWP Orthodontist
- DWP Periodontist
- DWP Prosthodontist

¹ Provider counts represent:

P: Unique providers

L: Unique provider locations

** These records have been excluded from the analysis because of invalid zip codes.

All Members												
Member		Provider		With Access		Without Access		Counts ¹		Average Distance		Average Time
Group	#	Group	Standard	#	%	#	%	P	L	1	2	1
DWP Members	396,322	DWP All Providers	1 in 30 miles and 3...	396,240	99.9	82	0.1	1,235	253	3.6	4.7	4.0
		DWP General De...	1 in 30 miles and 3...	396,240	99.9	82	0.1	1,010	242	3.7	4.8	4.1
		DWP General De...	1 in 60 miles and 6...	396,286	99.9	36	0.1	1,010	242	3.7	4.8	4.1
		DWP General De...	1 in 90 miles and 9...	396,289	99.9	33	0.1	1,010	242	3.7	4.8	4.1
		DWP Oral Surgeon	1 in 30 miles and 3...	250,014	63.1	146,308	36.9	125	31	21.7	26.2	25.0
		DWP Oral Surgeon	1 in 60 miles and 6...	357,059	90.1	39,263	9.9	125	31	21.7	26.2	25.0
		DWP Oral Surgeon	1 in 90 miles and 9...	388,559	98.0	7,763	2.0	125	31	21.7	26.2	25.0
		DWP Endodontist	1 in 30 miles and 3...	122,292	30.9	274,030	69.1	4	4	50.4	93.1	65.0
		DWP Endodontist	1 in 60 miles and 6...	176,881	44.6	219,441	55.4	4	4	50.4	93.1	65.0
		DWP Endodontist	1 in 90 miles and 9...	280,312	70.7	116,010	29.3	4	4	50.4	93.1	65.0
		DWP Orthodontist	1 in 30 miles and 3...	281,221	71.0	115,101	29.0	90	42	18.1	24.3	20.3
		DWP Orthodontist	1 in 60 miles and 6...	369,056	93.1	27,266	6.9	90	42	18.1	24.3	20.3
		DWP Orthodontist	1 in 90 miles and 9...	396,282	99.9	40	0.1	90	42	18.1	24.3	20.3
		DWP Periodontist	1 in 30 miles and 3...	33,900	8.6	362,422	91.4	4	4	102.8	126.4	117.0
		DWP Periodontist	1 in 60 miles and 6...	71,018	17.9	325,304	82.1	4	4	102.8	126.4	117.0
		DWP Periodontist	1 in 90 miles and 9...	143,993	36.3	252,329	63.7	4	4	102.8	126.4	117.0
		DWP Prosthodo...	1 in 30 miles and 3...	45,998	11.6	350,324	88.4	2	2	78.0	200.2	102.5
		DWP Prosthodo...	1 in 60 miles and 6...	76,682	19.3	319,640	80.7	2	2	78.0	200.2	102.5
		DWP Prosthodo...	1 in 90 miles and 9...	153,621	38.8	242,701	61.2	2	2	78.0	200.2	102.5

Key Geographic Areas										
City	Member	Provider		With Access		Without Access		Average Distance		Average Time
	#	Group	Standard	#	%	#	%	1	2	1
Des Moines, IA	41,874	DWP All Providers	1 in 30 miles and 30 mins	41,874	100.0	0	0.0	1.5	1.5	2.2
		DWP General Dentist	1 in 30 miles and 30 mins	41,874	100.0	0	0.0	1.5	1.5	2.2
		DWP General Dentist	1 in 60 miles and 60 mins	41,874	100.0	0	0.0	1.5	1.5	2.2
		DWP General Dentist	1 in 90 miles and 90 mins	41,874	100.0	0	0.0	1.5	1.5	2.2
		DWP Oral Surgeon	1 in 30 miles and 30 mins	41,874	100.0	0	0.0	4.9	4.9	7.2
		DWP Oral Surgeon	1 in 60 miles and 60 mins	41,874	100.0	0	0.0	4.9	4.9	7.2
		DWP Oral Surgeon	1 in 90 miles and 90 mins	41,874	100.0	0	0.0	4.9	4.9	7.2
		DWP Endodontist	1 in 30 miles and 30 mins	41,874	100.0	0	0.0	3.8	9.4	6.7
		DWP Endodontist	1 in 60 miles and 60 mins	41,874	100.0	0	0.0	3.8	9.4	6.7
		DWP Endodontist	1 in 90 miles and 90 mins	41,874	100.0	0	0.0	3.8	9.4	6.7
		DWP Orthodontist	1 in 30 miles and 30 mins	41,874	100.0	0	0.0	2.8	3.7	4.3
		DWP Orthodontist	1 in 60 miles and 60 mins	41,874	100.0	0	0.0	2.8	3.7	4.3
		DWP Orthodontist	1 in 90 miles and 90 mins	41,874	100.0	0	0.0	2.8	3.7	4.3
		DWP Periodontist	1 in 30 miles and 30 mins	0	0.0	41,874	100.0	74.0	77.9	96.3
		DWP Periodontist	1 in 60 miles and 60 mins	0	0.0	41,874	100.0	74.0	77.9	96.3
		DWP Periodontist	1 in 90 miles and 90 mins	7,940	19.0	33,934	81.0	74.0	77.9	96.3