



Network Analysis

Iowa Dental Wellness Plan
MCNA Dental

January 2, 2024

Contents

Report Contents

Access Overview - All Dentists (30 miles/30 minutes)	4
Access Overview - General Dentists (30 miles/30 minutes)	5
Access Overview - Primary Care Dentist (30 miles/30 minutes)	6
Access Overview - Orthodontists (30 miles/30 minutes)	7
Access Overview - Oral Surgeons (30 miles/30 minutes)	8
Access Overview - Periodontists (30 miles/30 minutes)	9
Access Overview - Endodontists (30 miles/30 minutes)	10
Access Overview - Prosthodontists (30 miles/30 minutes)	11
Access Overview - Pedodontists (30 miles/30 minutes)	12
Access Overview - All Dentists (60 miles/60 minutes)	13
Access Overview - General Dentists (60 miles/60 minutes)	14
Access Overview - Primary Care Dentist (60 miles/60 minutes)	15
Access Overview - Orthodontists (60 miles/60 minutes)	16
Access Overview - Oral Surgeons (60 miles/60 minutes)	17
Access Overview - Endodontists (60 miles/60 minutes)	18
Access Overview - Prosthodontists (60 miles/60 minutes)	19
Access Overview - Periodontists (60 miles/60 minutes)	20
Access Overview - Pedontists (60 miles/60 minutes)	21
Access Overview - All Dentists (90 miles/90 minutes)	22
Access Overview - General Dentists (90 miles/90 minutes)	23
Access Overview - Primary Care Dentist (90 miles/90 minutes)	24
Access Overview - Orthodontists (90 miles/90 minutes)	25
Access Overview - Oral Surgeons (90 miles/90 minutes)	26
Access Overview - Endodontists (90 miles/90 minutes)	27

Contents

Report Contents

Access Overview - Prosthodontists (90 miles/90 minutes)	28
Access Overview - Periodontists (90 miles/90 minutes)	29
Access Overview - Pedodontists (90 miles/90 minutes)	30
All Dentists Access Map	31
General Dentists Access Map	32
Primary Care Dentist Access Map	33
Endodontists Access Map	34
Oral Surgeons Access Map	35
Orthodontists Access Map	36
Periodontists Access Map	37
Prosthodontists Access Map	38
Prosthodontists Access Map	39
Access Summary By County	40
<small>DWP Members: General Dentists, DWP Members: General Dentists, DWP Members: General Dentists, DWP Members: Endodontists, DWP Members: Endodontists, DWP Members: Endodontists, DWP Members: Oral Surgeons, DWP Members: Oral Surgeons, DWP Members: Oral Surgeons, DWP Members: Orthodontists, DWP Members: Orthodontists, DWP Members: Orthodontists, DWP Members: Periodontists, DWP Members: Periodontists, DWP Members: Periodontists, DWP Members: Prosthodontists, DWP Members: Prosthodontists, DWP Members: Prosthodontists, DWP Members: Primary Care Dentist</small>	
Access Detail By County	41
<small>DWP Members: General Dentists, DWP Members: General Dentists, DWP Members: General Dentists, DWP Members: Endodontists, DWP Members: Endodontists, DWP Members: Endodontists, DWP Members: Oral Surgeons, DWP Members: Oral Surgeons, DWP Members: Oral Surgeons, DWP Members: Orthodontists, DWP Members: Orthodontists, DWP Members: Orthodontists, DWP Members: Periodontists, DWP Members: Periodontists, DWP Members: Periodontists, DWP Members: Prosthodontists, DWP Members: Prosthodontists, DWP Members: Prosthodontists, DWP Members: Primary Care Dentist</small>	

Access Overview - All Dentists (30 miles/30 minutes)


January 2, 2024

Access Analysis
 All Dentists (30 miles/30 minutes)
 DWP Member / Provider Access Points Groups
 DWP Members (Iowa)
 All Dentists (Iowa)

Comparison Graph
 Percent of dwp members with access to a choice of provider access points over miles

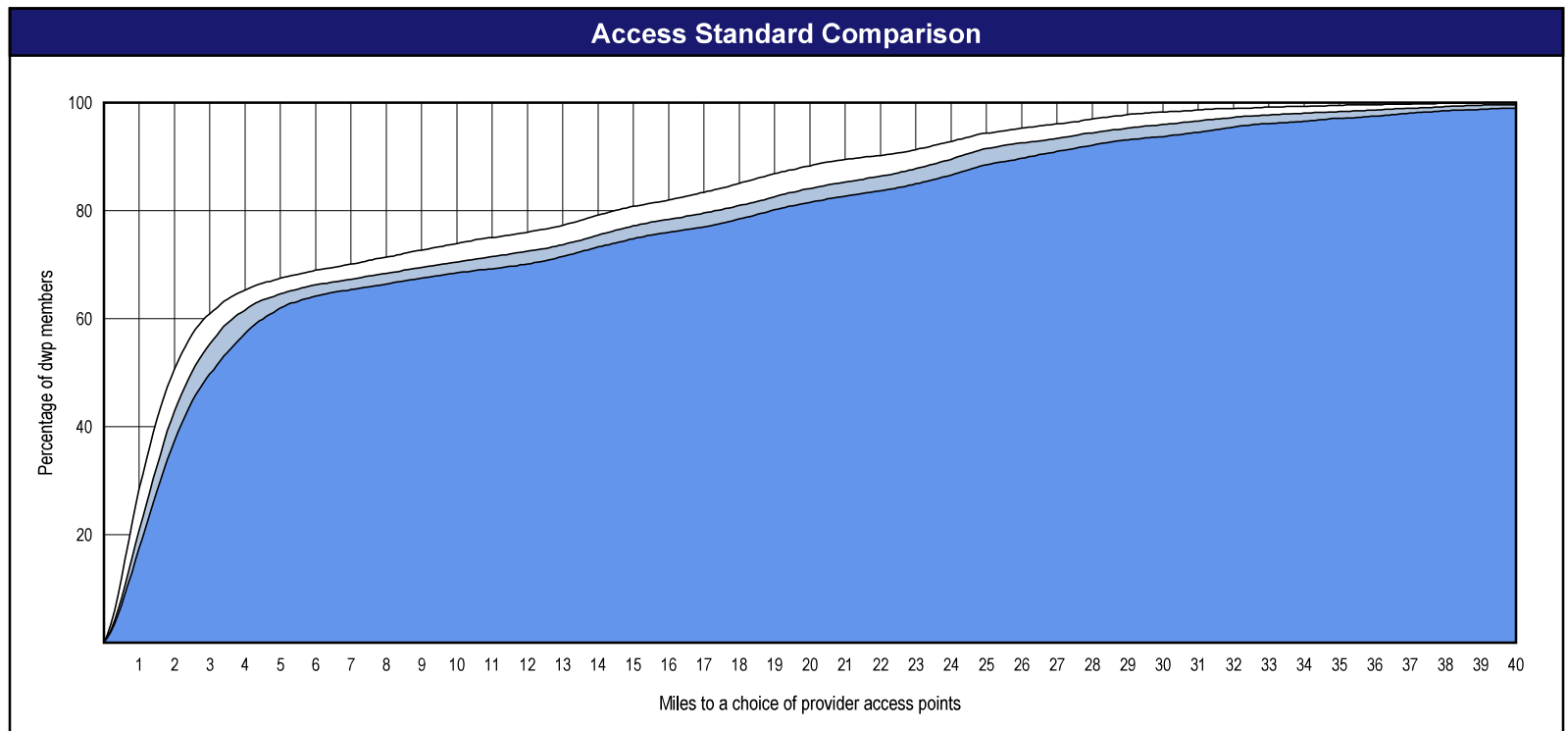
- 1st closest
- 2nd closest
- 3rd closest

¹ The Access Standard is defined as (DWP Members (Iowa)) dwp members accessing:
 1 (All Dentists (Iowa)) provider access points in 30 miles and 30 minutes



Distances/Times

	Average
Distance/Time to 1st closest provider access points	6.7 miles 7.5 mins
Distance/Time to 2nd closest provider access points	8.0 miles 8.9 mins
Distance/Time to 3rd closest provider access points	8.9 miles 10.0 mins




Access Overview - General Dentists (30 miles/30 minutes)

January 2, 2024

Access Analysis
 General Dentists (30 miles/30 minutes)
 DWP Member / Provider Access Points Groups
 DWP Members (Iowa)
 General Dentists (Iowa)

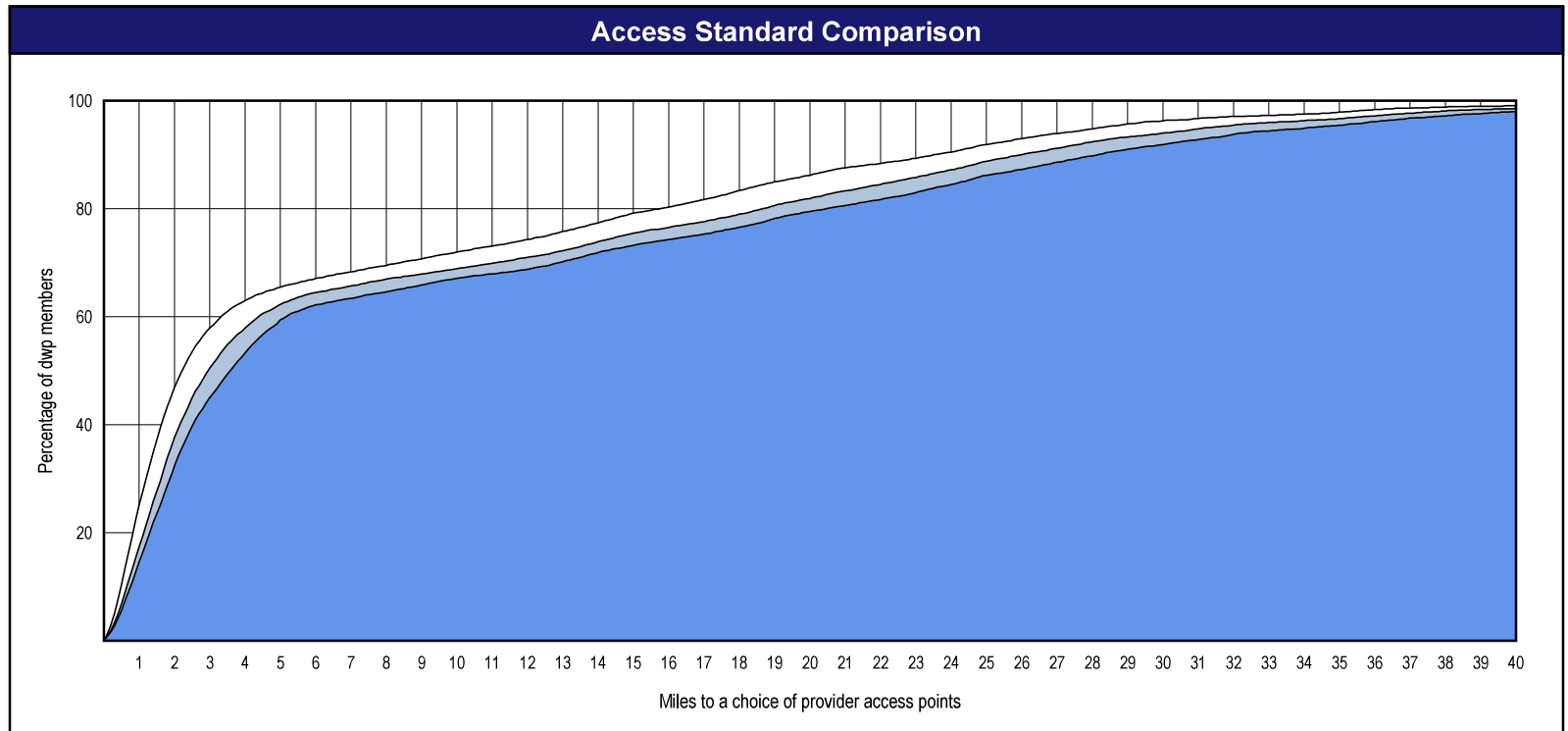
Comparison Graph
 Percent of dwp members with access to a choice of provider access points over miles
 1st closest
 2nd closest
 3rd closest

¹ The Access Standard is defined as (DWP Members (Iowa)) dwp members accessing:
 1 (General Dentists (Iowa)) provider access points in 30 miles and 30 minutes



Distances/Times

	Average
Distance/Time to 1st closest provider access points	7.6 miles 8.4 mins
Distance/Time to 2nd closest provider access points	8.9 miles 10.0 mins
Distance/Time to 3rd closest provider access points	9.9 miles 11.1 mins



Access Overview - Primary Care Dentist (30 miles/30 minutes)

January 2, 2024

Access Analysis

Primary Care Dentist (30 miles/30 minutes)

DWP Member / Provider Access Points Groups

- DWP Members (Iowa)
- Primary Care Dentist (Iowa)


Comparison Graph

Percent of dwp members with access to a choice of provider access points over miles

- 1st closest
- 2nd closest
- 3rd closest

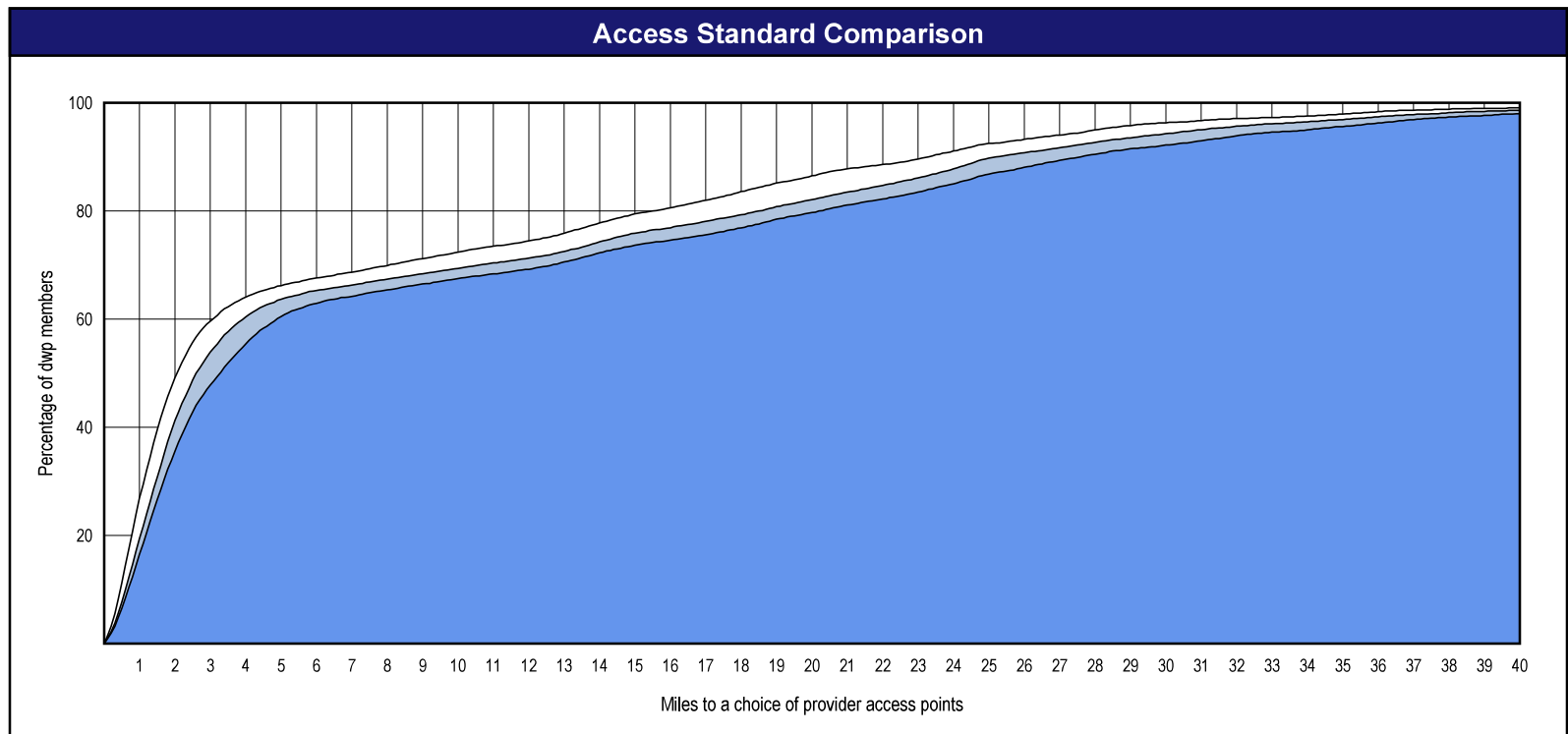
¹ The Access Standard is defined as (DWP Members (Iowa)) dwp members accessing:

1 (Primary Care Dentist (Iowa)) provider access points in 30 miles and 30 minutes



Distances/Times

	Average
Distance/Time to 1st closest provider access points	7.4 miles 8.3 mins
Distance/Time to 2nd closest provider access points	8.7 miles 9.7 mins
Distance/Time to 3rd closest provider access points	9.6 miles 10.7 mins



Access Overview - Orthodontists (30 miles/30 minutes)

January 2, 2024

Access Analysis
Orthodontists (30 miles/30 minutes)

DWP Member / Provider Access Points
Groups

- DWP Members (Iowa)
- Orthodontists (Iowa)


Comparison Graph

Percent of dwp members with access to a choice of provider access points over miles

- 1st closest
- 2nd closest
- 3rd closest

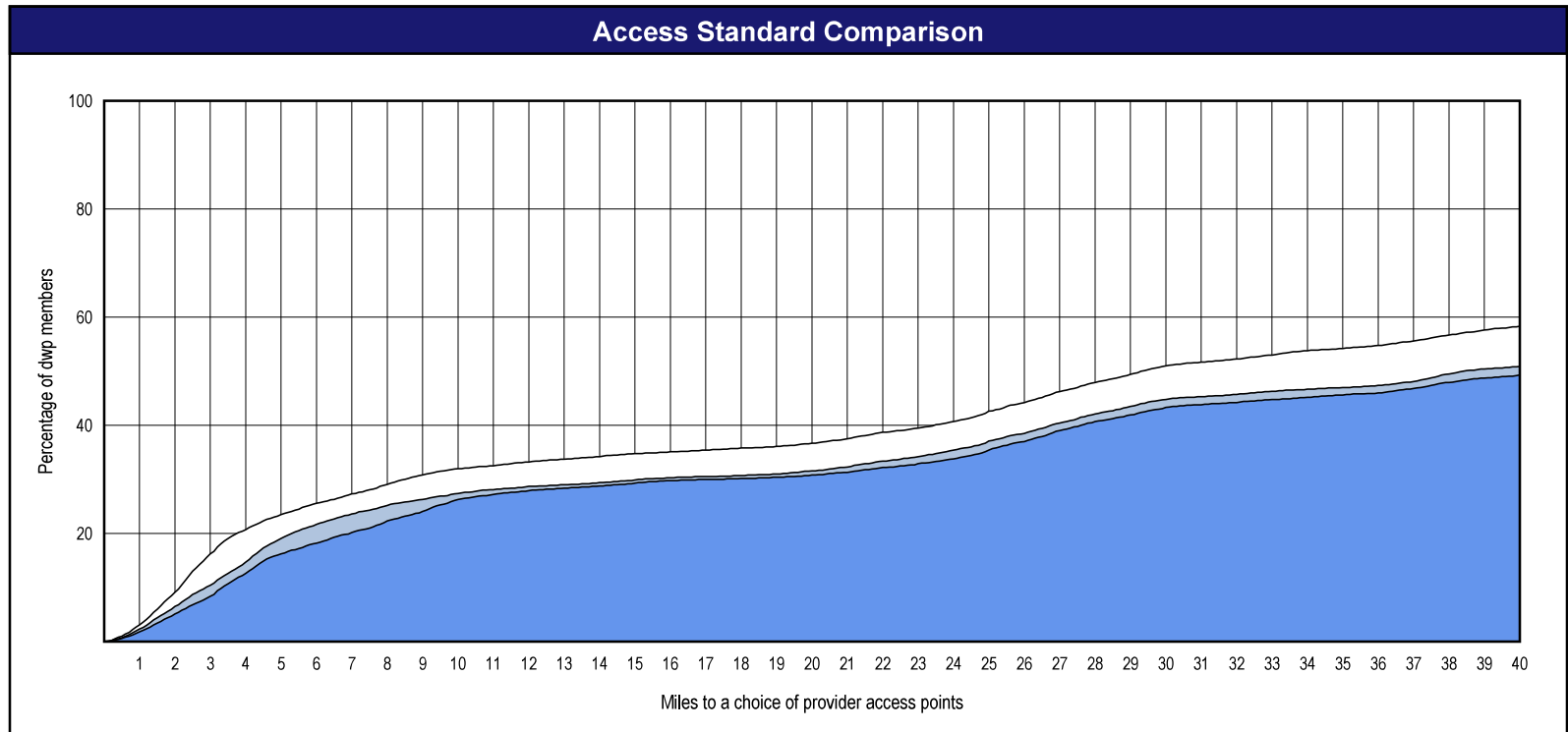
¹ The Access Standard is defined as (DWP Members (Iowa)) dwp members accessing:

1 (Orthodontists (Iowa)) provider access points in 30 miles and 30 minutes



Distances/Times

	Average
Distance/Time to 1st closest provider access points	32.9 miles 41.6 mins
Distance/Time to 2nd closest provider access points	39.5 miles 52.8 mins
Distance/Time to 3rd closest provider access points	40.6 miles 53.8 mins




Access Overview - Oral Surgeons (30 miles/30 minutes)

January 2, 2024

Access Analysis
 Oral Surgeons (30 miles/30 minutes)
 DWP Member / Provider Access Points Groups
 DWP Members (Iowa)
 Oral Surgeons (Iowa)

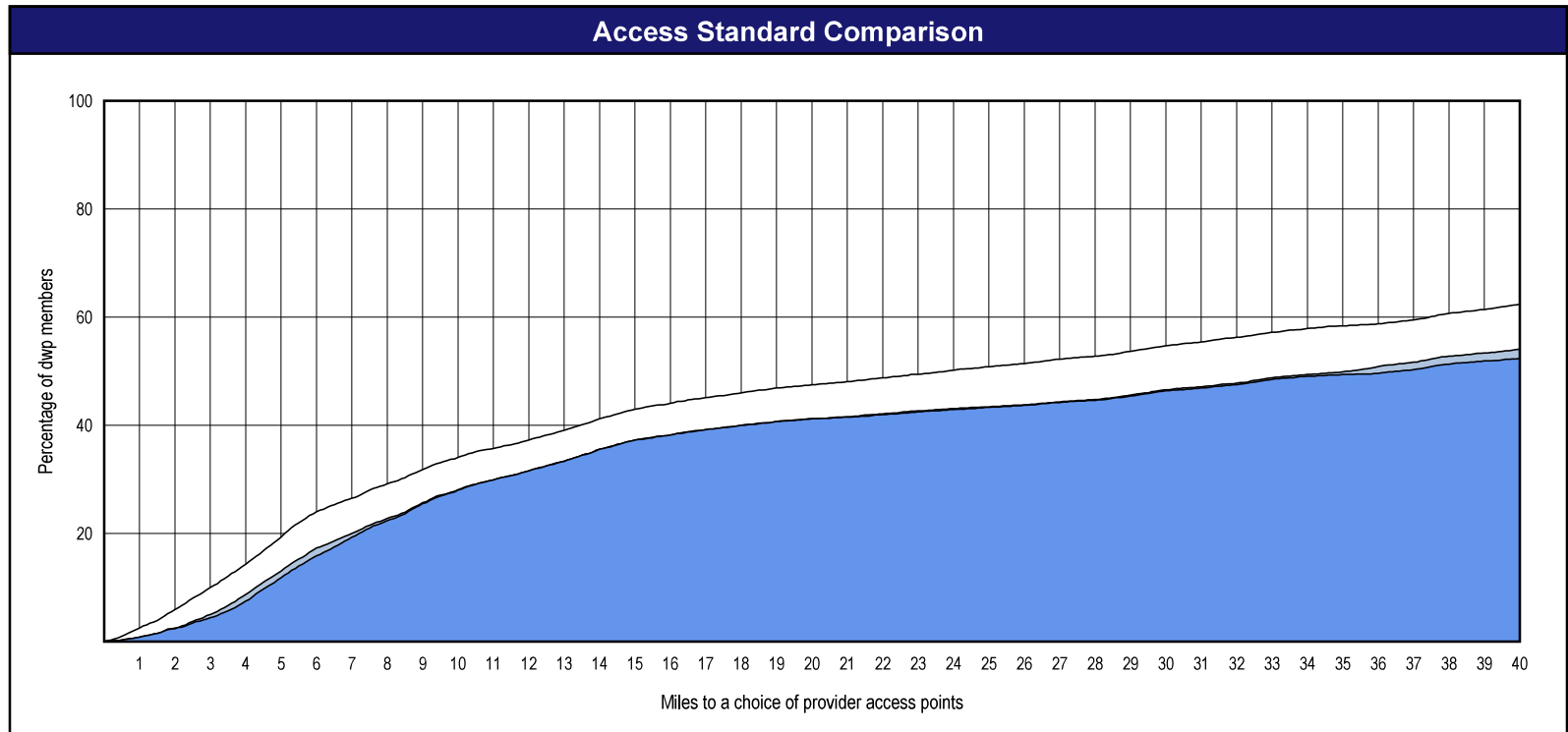
Comparison Graph
 Percent of dwp members with access to a choice of provider access points over miles
 1st closest
 2nd closest
 3rd closest

¹ The Access Standard is defined as (DWP Members (Iowa)) dwp members accessing:
 1 (Oral Surgeons (Iowa)) provider access points in 30 miles and 30 minutes



Distances/Times

	Average
Distance/Time to 1st closest provider access points	30.7 miles 37.4 mins
Distance/Time to 2nd closest provider access points	36.9 miles 44.0 mins
Distance/Time to 3rd closest provider access points	38.1 miles 45.4 mins



Access Overview - Periodontists (30 miles/30 minutes)

January 2, 2024


Access Analysis
 Periodontists (30 miles/30 minutes)

DWP Member / Provider Access Points Groups
 DWP Members (Iowa)
 Periodontists (Iowa)

Comparison Graph
 Percent of dwp members with access to a choice of provider access points over miles

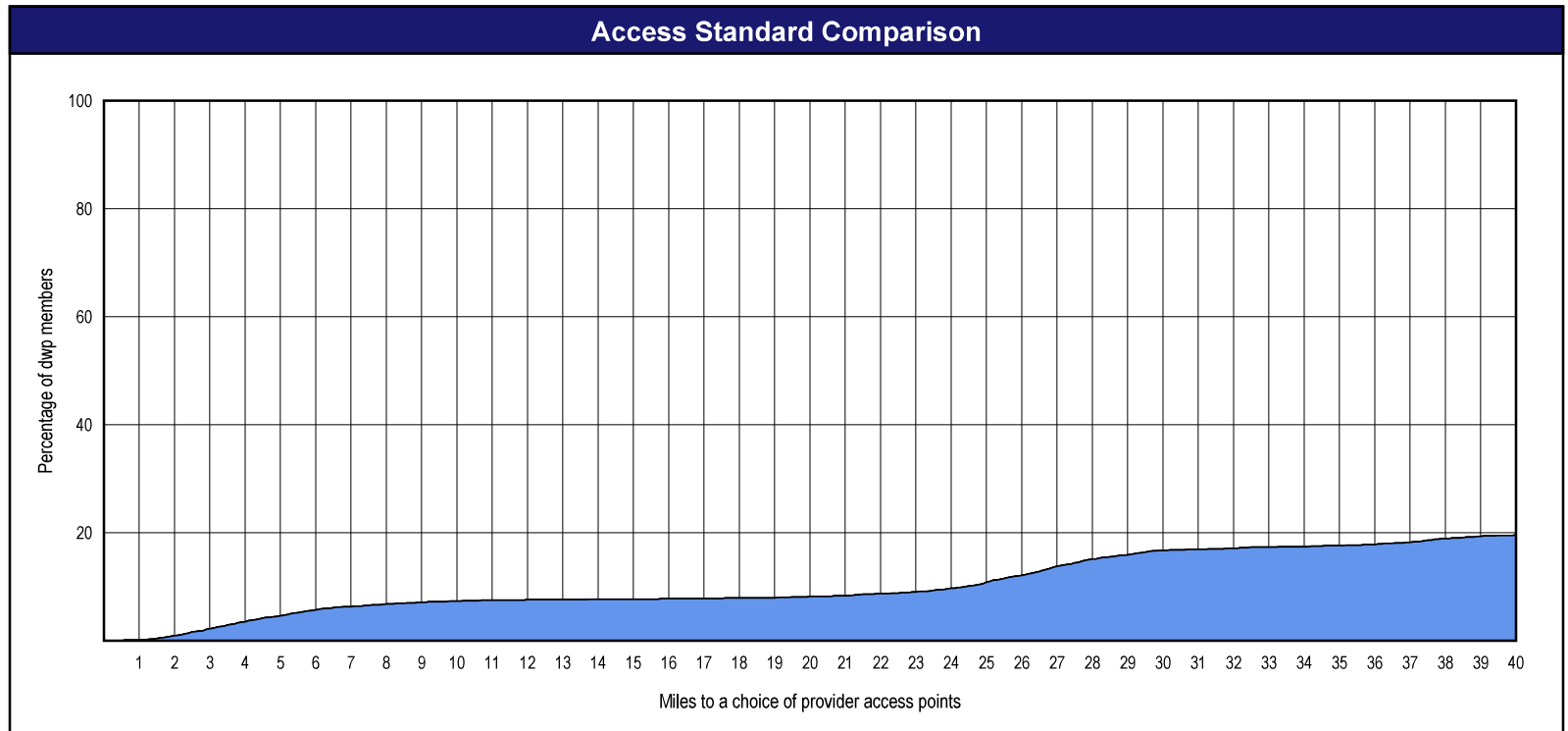
- 1st closest
- 2nd closest
- 3rd closest

¹ The Access Standard is defined as (DWP Members (Iowa)) dwp members accessing:
 1 (Periodontists (Iowa)) provider access points in 30 miles and 30 minutes



Distances/Times

	Average
Distance/Time to 1st closest provider access points	78.5 miles 118.9 mins
Distance/Time to 2nd closest provider access points	78.5 miles 118.9 mins
Distance/Time to 3rd closest provider access points	78.5 miles 118.9 mins



Access Overview - Endodontists (30 miles/30 minutes)

January 2, 2024

Access Analysis
Endodontists (30 miles/30 minutes)

DWP Member / Provider Access Points Groups

- DWP Members (Iowa)
- Endodontists (Iowa)


Comparison Graph

Percent of dwp members with access to a choice of provider access points over miles

- 1st closest
- 2nd closest
- 3rd closest

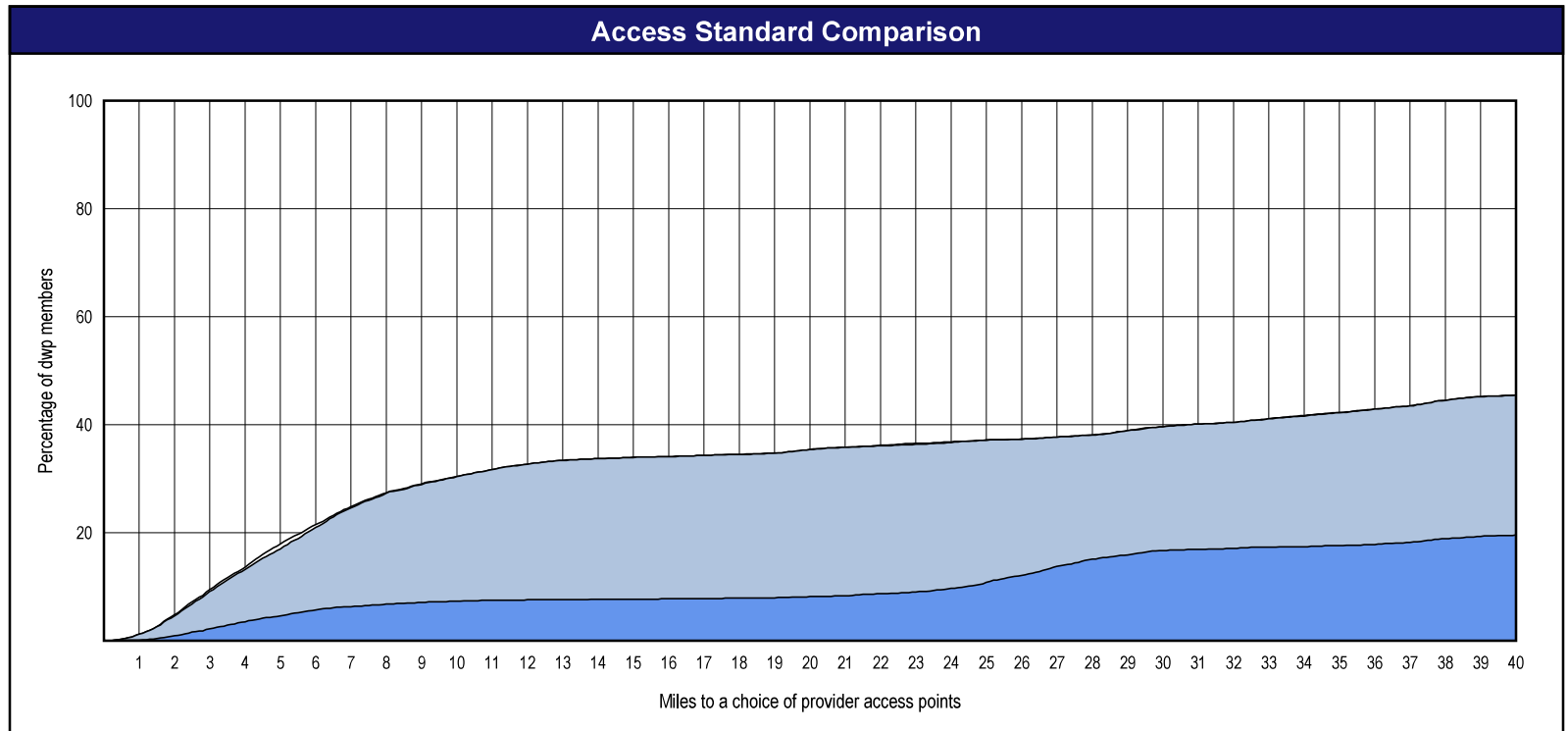
¹ The Access Standard is defined as (DWP Members (Iowa)) dwp members accessing:

1 (Endodontists (Iowa)) provider access points in 30 miles and 30 minutes



Distances/Times

	Average
Distance/Time to 1st closest provider access points	45.4 miles 63.8 mins
Distance/Time to 2nd closest provider access points	45.5 miles 63.9 mins
Distance/Time to 3rd closest provider access points	76.9 miles 107.9 mins




Access Overview - Prosthodontists (30 miles/30 minutes)

January 2, 2024

Access Analysis
 Prosthodontists (30 miles/30 minutes)
 DWP Member / Provider Access Points Groups
 DWP Members (Iowa)
 Prosthodontists (Iowa)

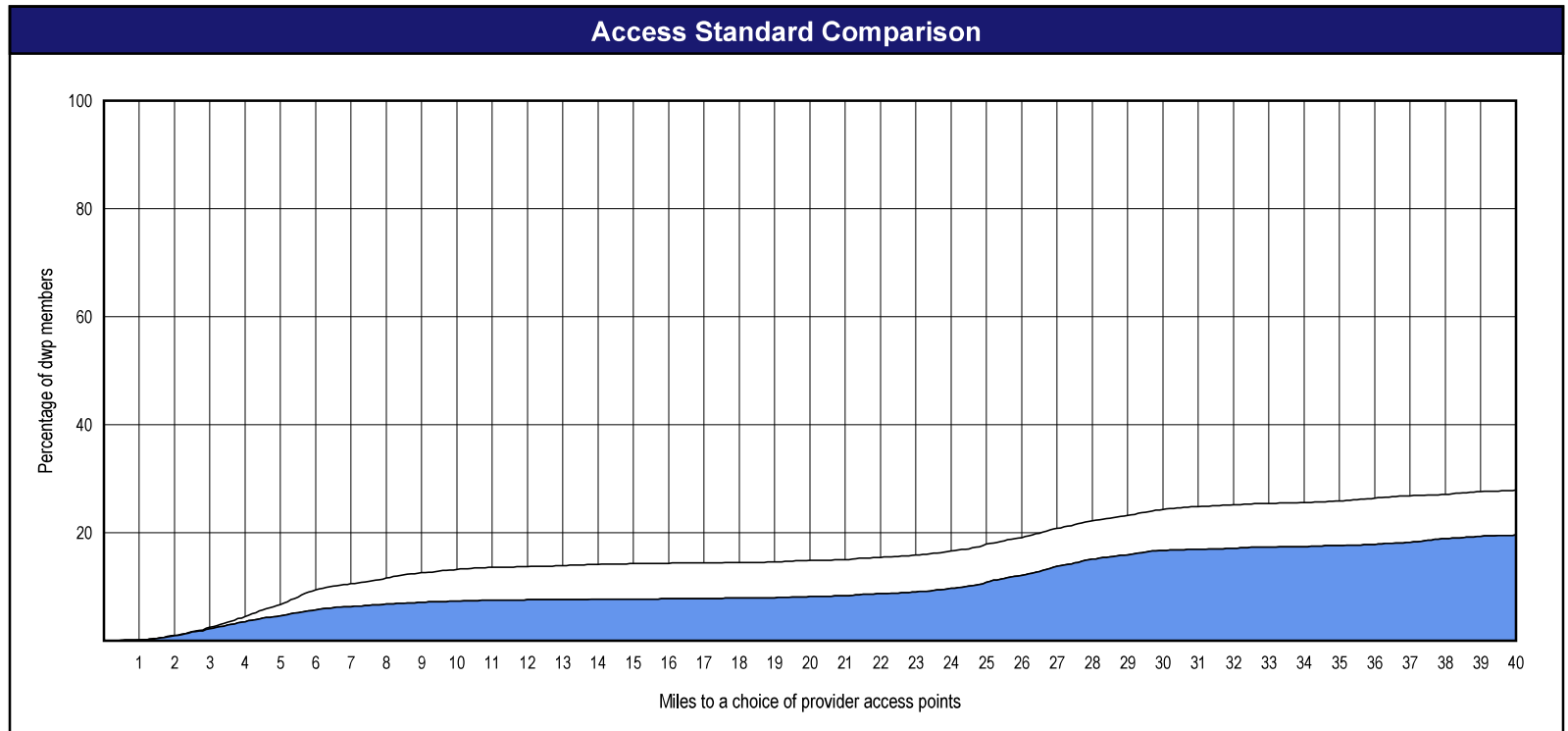
Comparison Graph
 Percent of dwp members with access to a choice of provider access points over miles
 1st closest
 2nd closest
 3rd closest

¹ The Access Standard is defined as (DWP Members (Iowa)) dwp members accessing:
 1 (Prosthodontists (Iowa)) provider access points in 30 miles and 30 minutes



Distances/Times

	Average
Distance/Time to 1st closest provider access points	74.5 miles 111.6 mins
Distance/Time to 2nd closest provider access points	78.5 miles 118.9 mins
Distance/Time to 3rd closest provider access points	78.5 miles 118.9 mins



Access Overview - Pedodontists (30 miles/30 minutes)

January 2, 2024

Access Analysis
Pedodontists (30 miles/30 minutes)

DWP Member / Provider Access Points Groups

- DWP Members (Iowa)
- Pedodontists (Iowa)

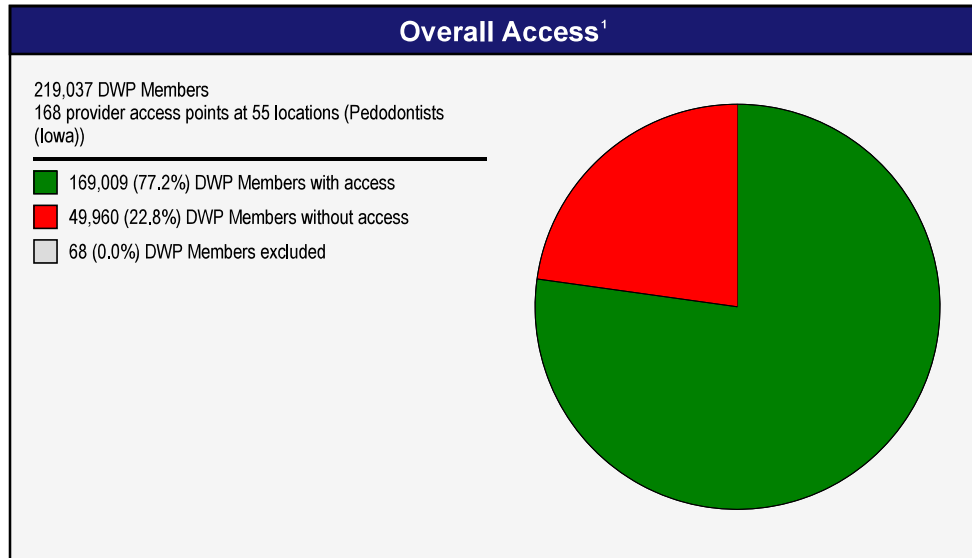
Comparison Graph

Percent of dwp members with access to a choice of provider access points over miles

- 1st closest
- 2nd closest
- 3rd closest

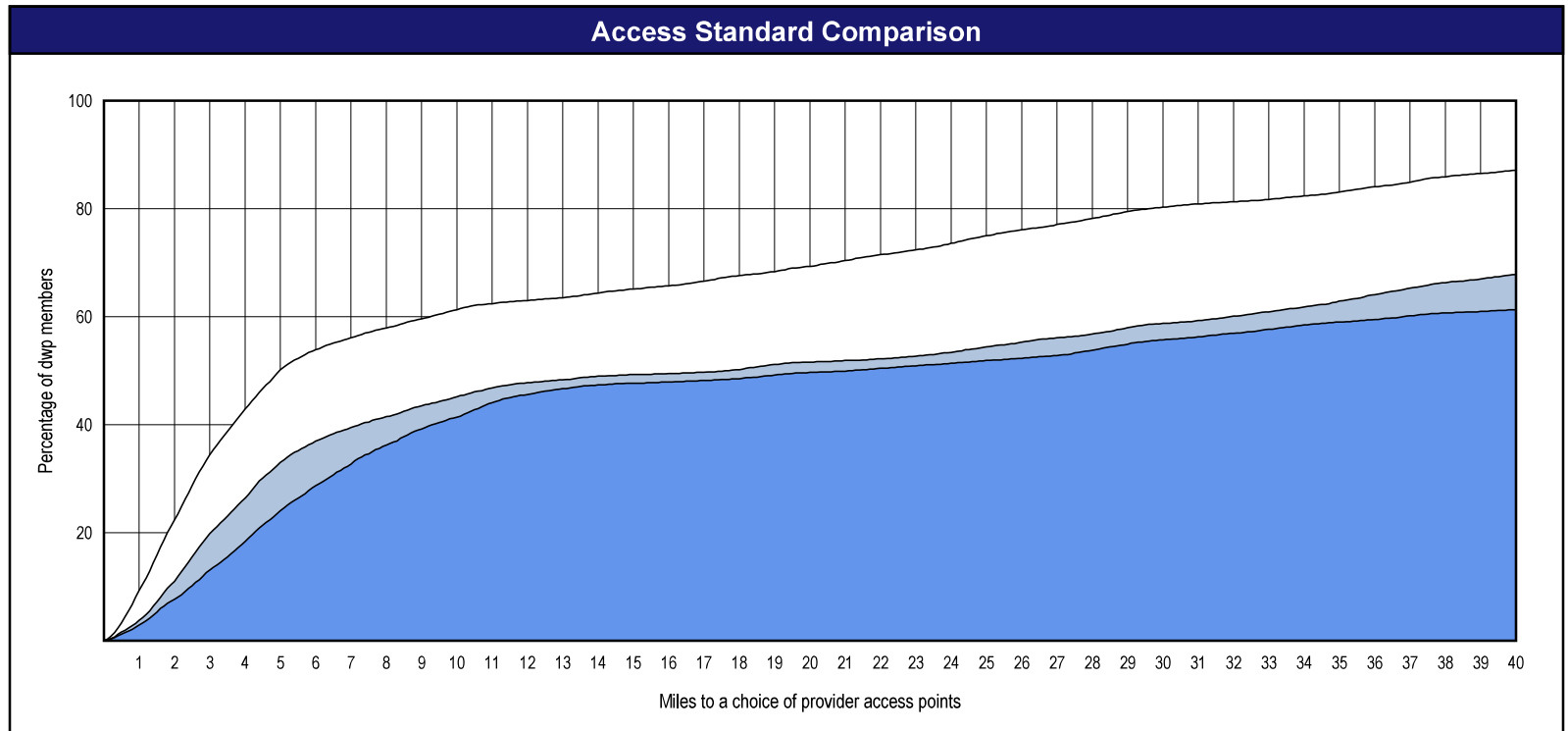
¹ The Access Standard is defined as (DWP Members (Iowa)) dwp members accessing:

1 (Pedodontists (Iowa)) provider access points in 30 miles and 30 minutes



Distances/Times

	Average
Distance/Time to 1st closest provider access points	15.6 miles 17.5 mins
Distance/Time to 2nd closest provider access points	26.5 miles 29.8 mins
Distance/Time to 3rd closest provider access points	30.3 miles 34.3 mins



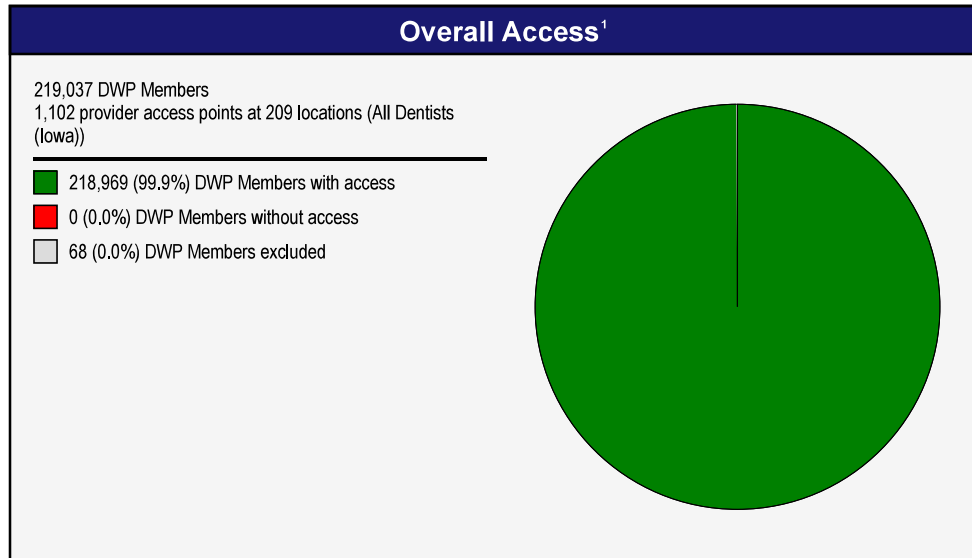
Access Overview - All Dentists (60 miles/60 minutes)

January 2, 2024

Access Analysis
 All Dentists (60 miles/60 minutes)
 DWP Member / Provider Access Points Groups
 DWP Members (Iowa)
 All Dentists (Iowa)

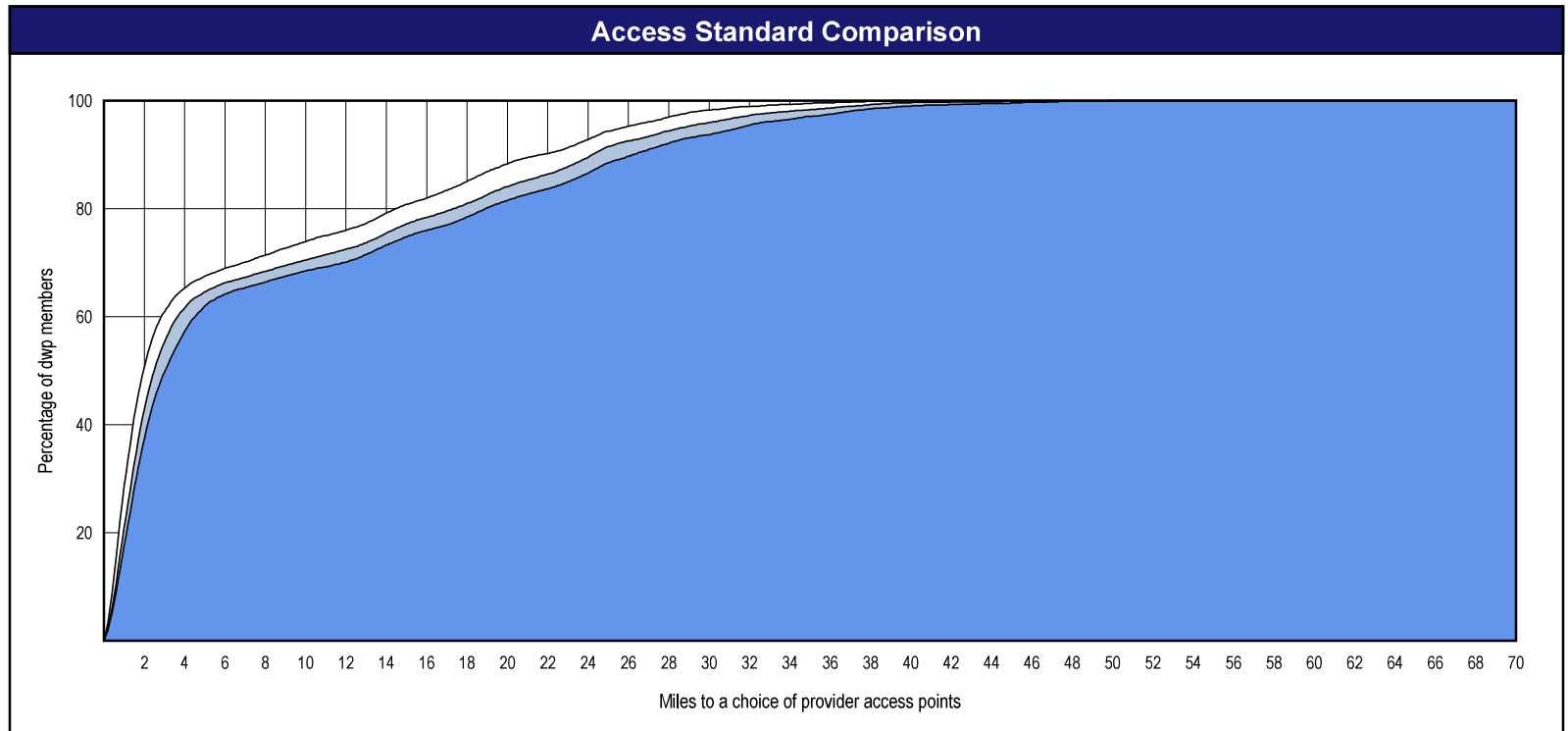
Comparison Graph
 Percent of dwp members with access to a choice of provider access points over miles
 1st closest
 2nd closest
 3rd closest

¹ The Access Standard is defined as (DWP Members (Iowa)) dwp members accessing:
 1 (All Dentists (Iowa)) provider access points in 60 miles and 60 minutes



Distances/Times

	Average
Distance/Time to 1st closest provider access points	6.7 miles 7.5 mins
Distance/Time to 2nd closest provider access points	8.0 miles 8.9 mins
Distance/Time to 3rd closest provider access points	8.9 miles 10.0 mins



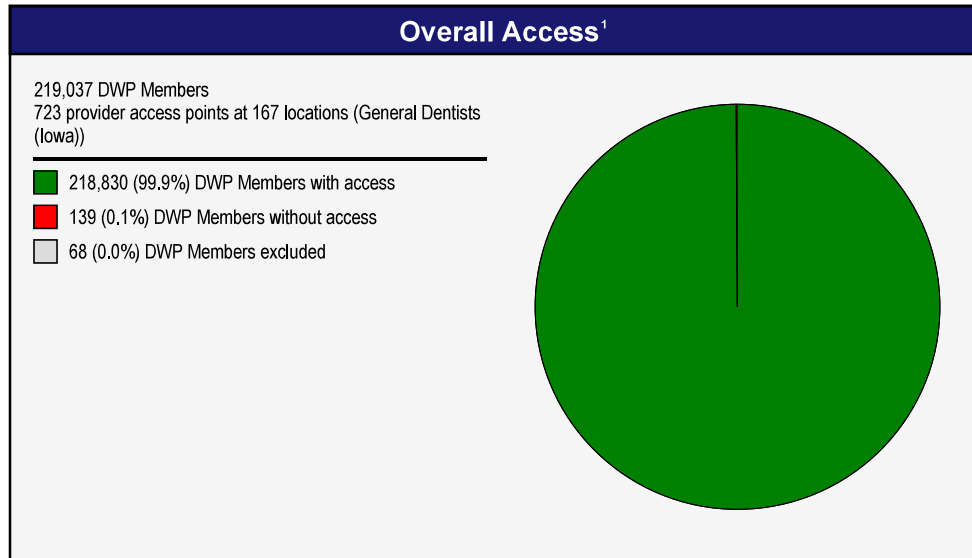
Access Overview - General Dentists (60 miles/60 minutes)

January 2, 2024

Access Analysis
 General Dentists (60 miles/60 minutes)
 DWP Member / Provider Access Points Groups
 DWP Members (Iowa)
 General Dentists (Iowa)

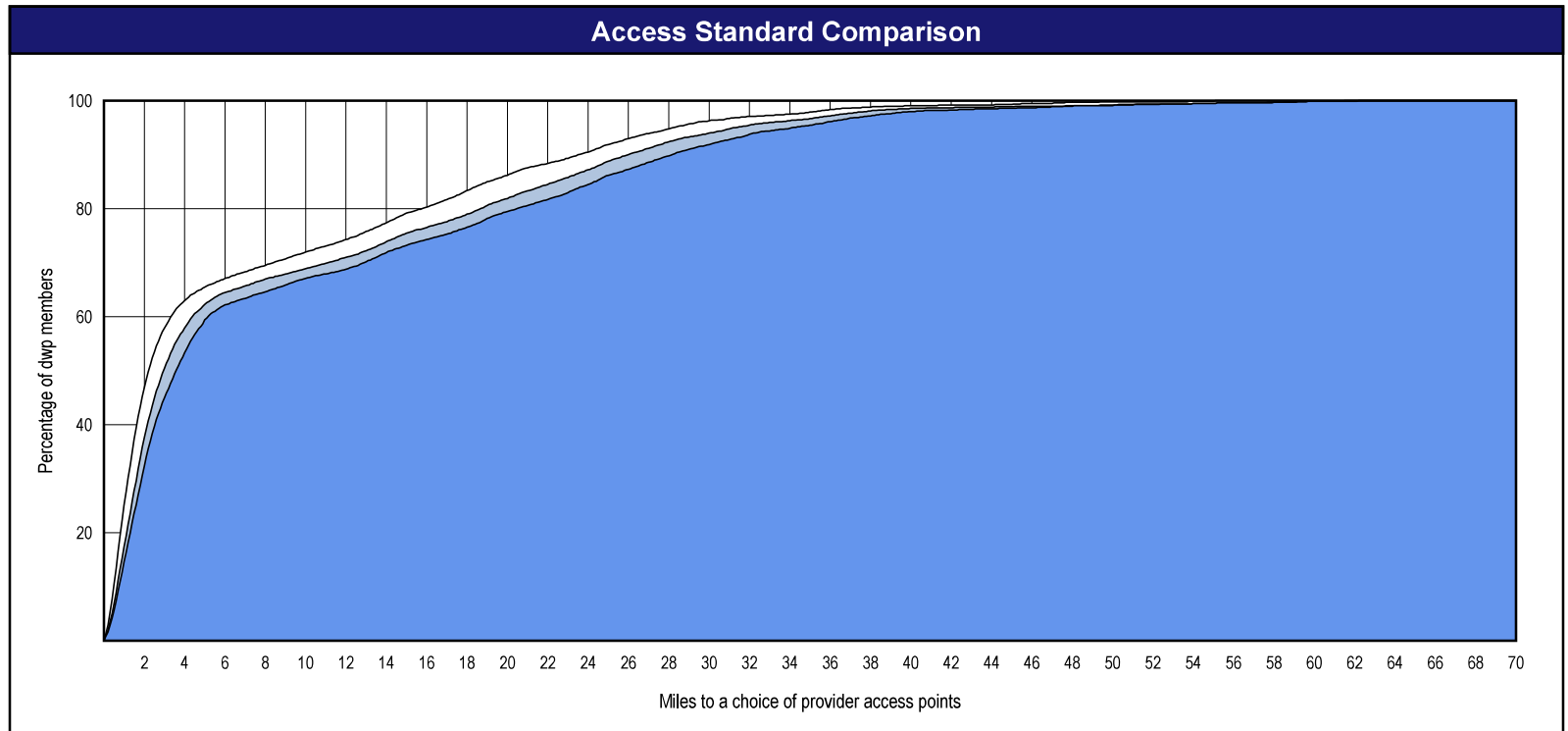
Comparison Graph
 Percent of dwp members with access to a choice of provider access points over miles
 1st closest
 2nd closest
 3rd closest

¹ The Access Standard is defined as (DWP Members (Iowa)) dwp members accessing:
 1 (General Dentists (Iowa)) provider access points in 60 miles and 60 minutes



Distances/Times

	Average
Distance/Time to 1st closest provider access points	7.6 miles 8.4 mins
Distance/Time to 2nd closest provider access points	8.9 miles 10.0 mins
Distance/Time to 3rd closest provider access points	9.9 miles 11.1 mins



Access Overview - Primary Care Dentist (60 miles/60 minutes)

January 2, 2024

Access Analysis

Primary Care Dentist (60 miles/60 minutes)

DWP Member / Provider Access Points Groups

- DWP Members (Iowa)
- Primary Care Dentist (Iowa)


Comparison Graph

Percent of dwp members with access to a choice of provider access points over miles

- 1st closest
- 2nd closest
- 3rd closest

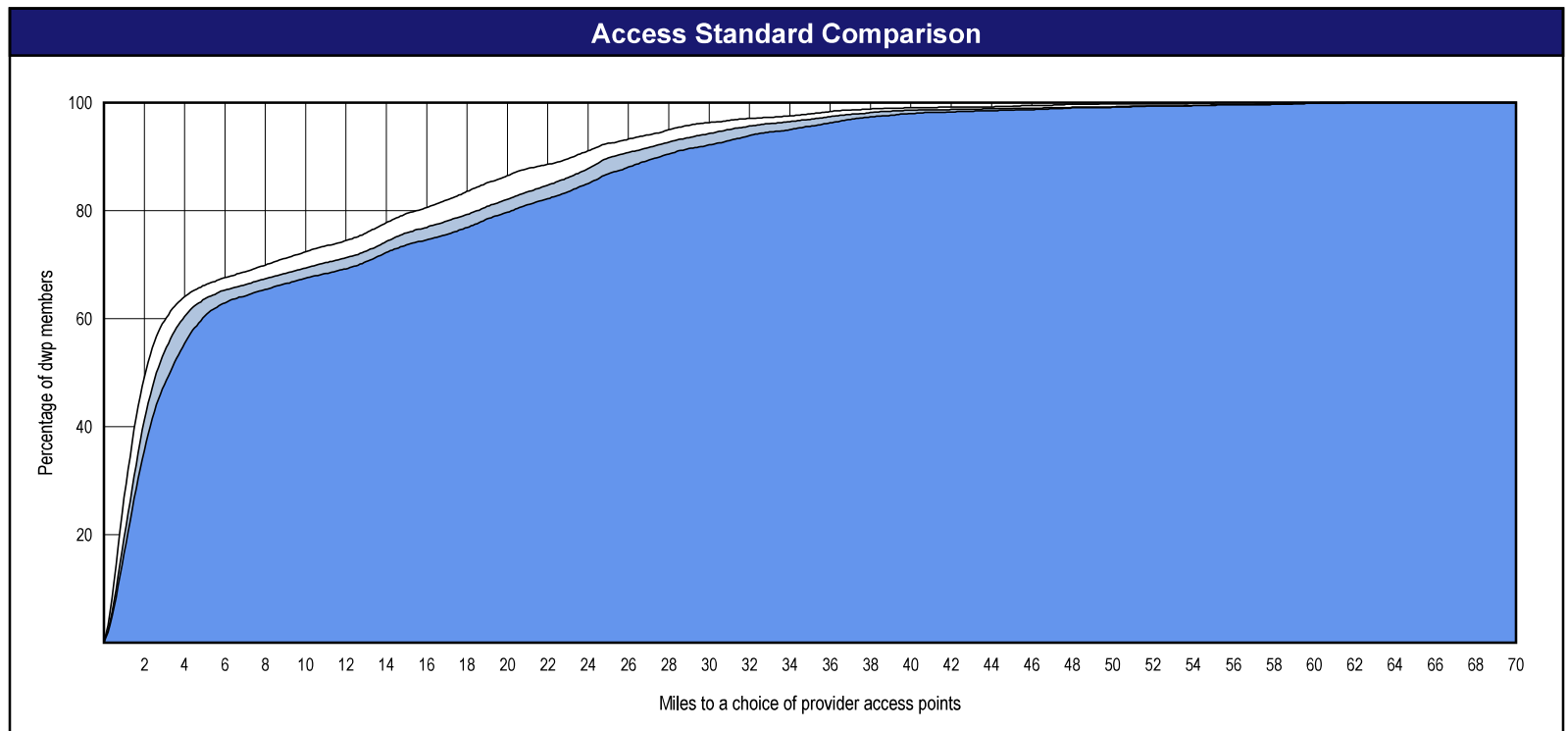
¹ The Access Standard is defined as (DWP Members (Iowa)) dwp members accessing:

1 (Primary Care Dentist (Iowa)) provider access points in 60 miles and 60 minutes



Distances/Times

	Average
Distance/Time to 1st closest provider access points	7.4 miles 8.3 mins
Distance/Time to 2nd closest provider access points	8.7 miles 9.7 mins
Distance/Time to 3rd closest provider access points	9.6 miles 10.7 mins



Access Overview - Orthodontists (60 miles/60 minutes)

January 2, 2024

Access Analysis
Orthodontists (60 miles/60 minutes)

DWP Member / Provider Access Points
Groups

- DWP Members (Iowa)
- Orthodontists (Iowa)

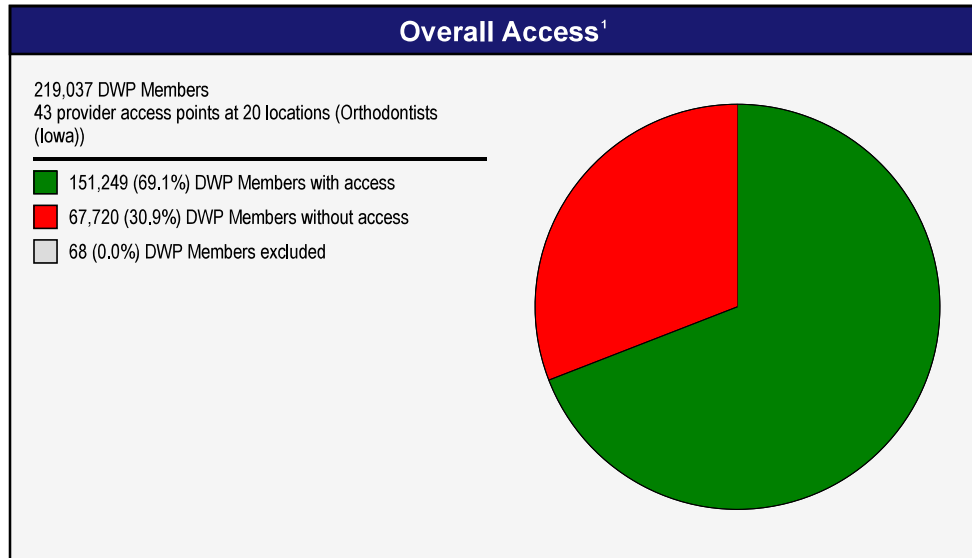
Comparison Graph

Percent of dwp members with access to a choice of provider access points over miles

- 1st closest
- 2nd closest
- 3rd closest

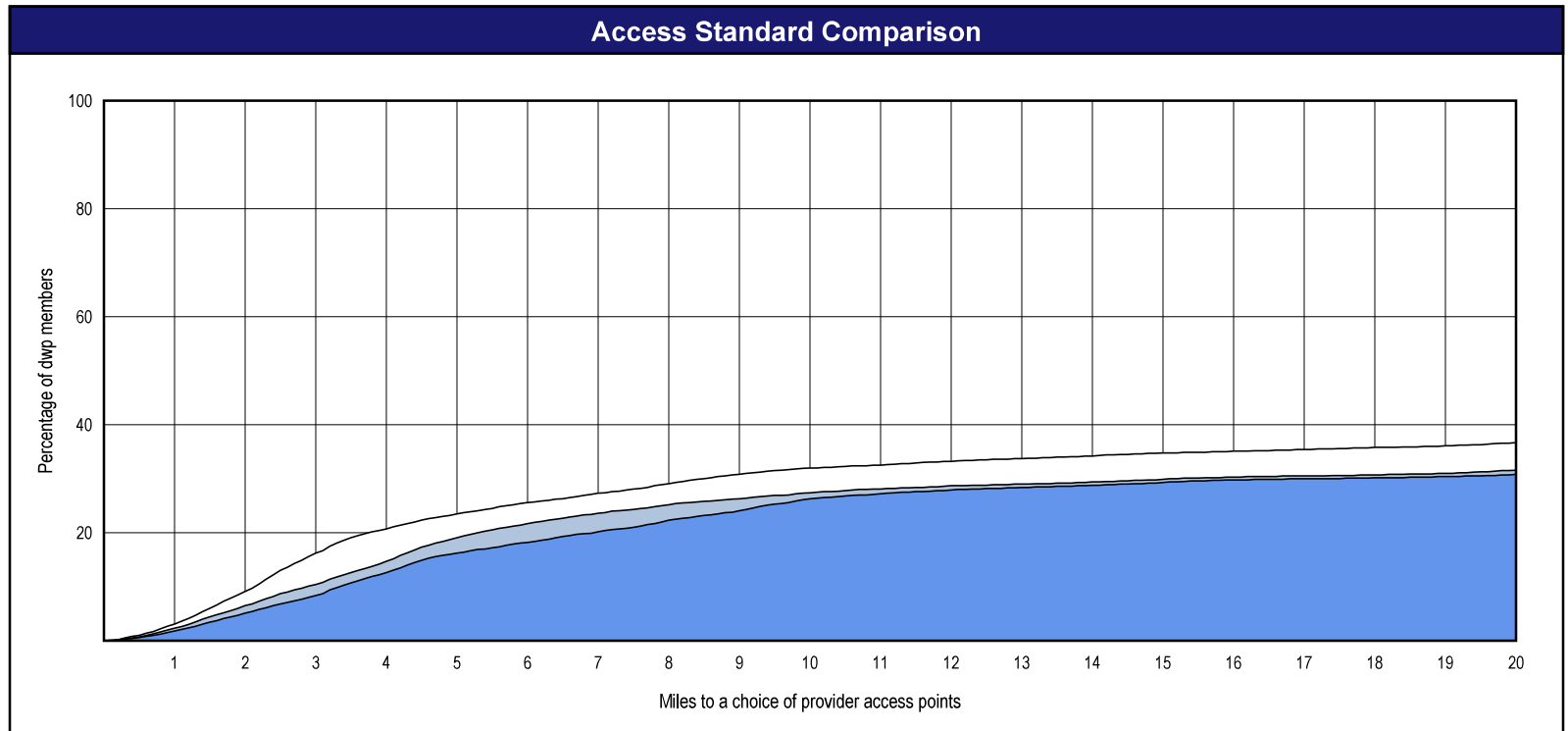
¹ The Access Standard is defined as (DWP Members (Iowa)) dwp members accessing:

1 (Orthodontists (Iowa)) provider access points in 60 miles and 60 minutes



Distances/Times

	Average
Distance/Time to 1st closest provider access points	32.9 miles 41.6 mins
Distance/Time to 2nd closest provider access points	39.5 miles 52.8 mins
Distance/Time to 3rd closest provider access points	40.6 miles 53.8 mins



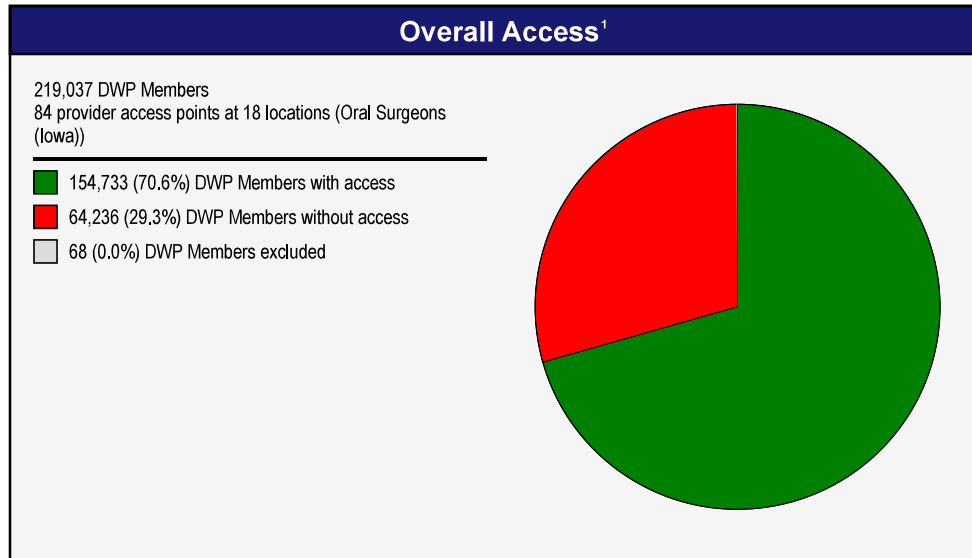
Access Overview - Oral Surgeons (60 miles/60 minutes)

January 2, 2024

Access Analysis
 Oral Surgeons (60 miles/60 minutes)
 DWP Member / Provider Access Points Groups
 DWP Members (Iowa)
 Oral Surgeons (Iowa)

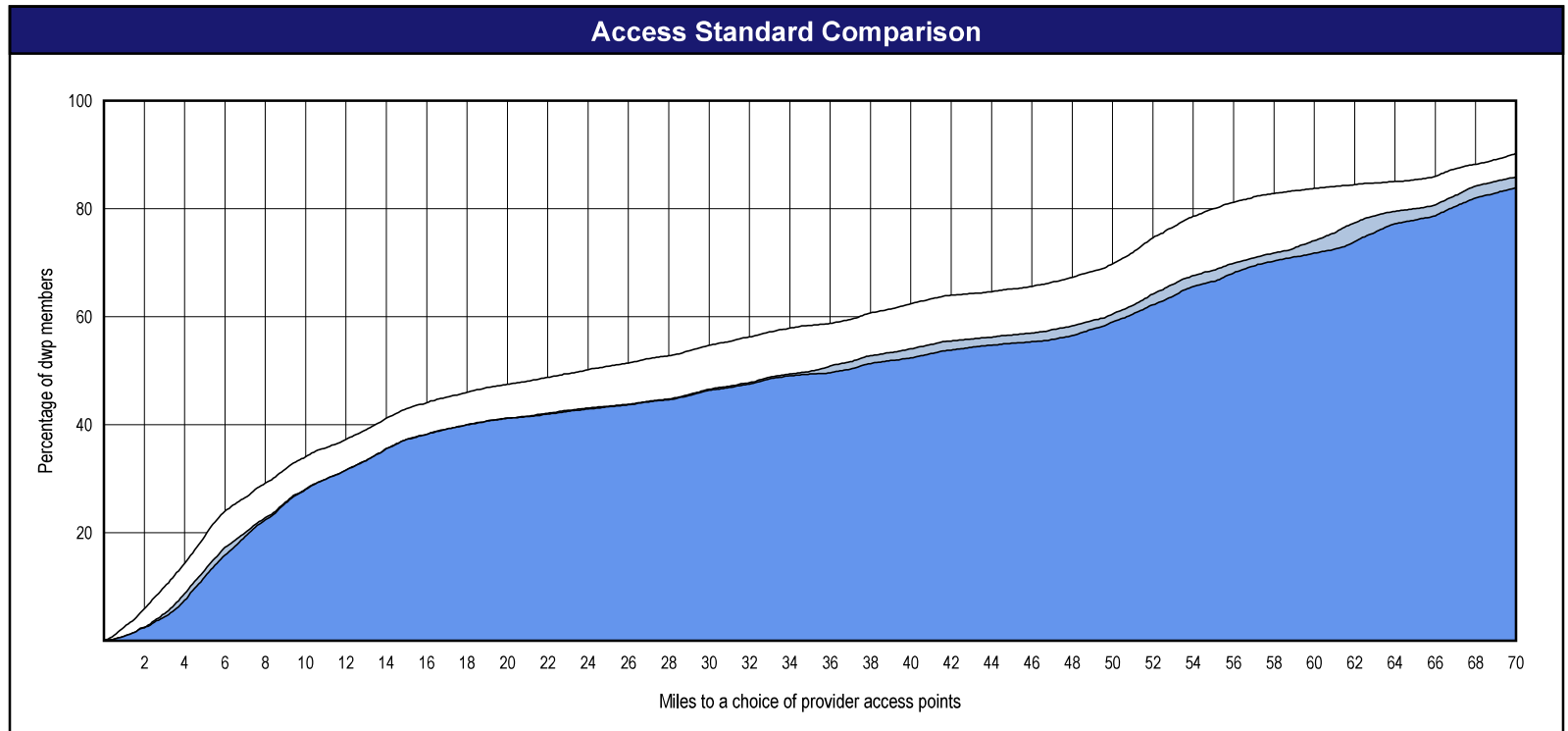
Comparison Graph
 Percent of dwp members with access to a choice of provider access points over miles
 1st closest
 2nd closest
 3rd closest

¹ The Access Standard is defined as (DWP Members (Iowa)) dwp members accessing:
 1 (Oral Surgeons (Iowa)) provider access points in 60 miles and 60 minutes



Distances/Times

	Average
Distance/Time to 1st closest provider access points	30.7 miles 37.4 mins
Distance/Time to 2nd closest provider access points	36.9 miles 44.0 mins
Distance/Time to 3rd closest provider access points	38.1 miles 45.4 mins



Access Overview - Endodontists (60 miles/60 minutes)

January 2, 2024

Access Analysis
Endodontists (60 miles/60 minutes)

DWP Member / Provider Access Points
Groups

- DWP Members (Iowa)
- Endodontists (Iowa)


Comparison Graph

Percent of dwp members with access to a choice of provider access points over miles

- 1st closest
- 2nd closest
- 3rd closest

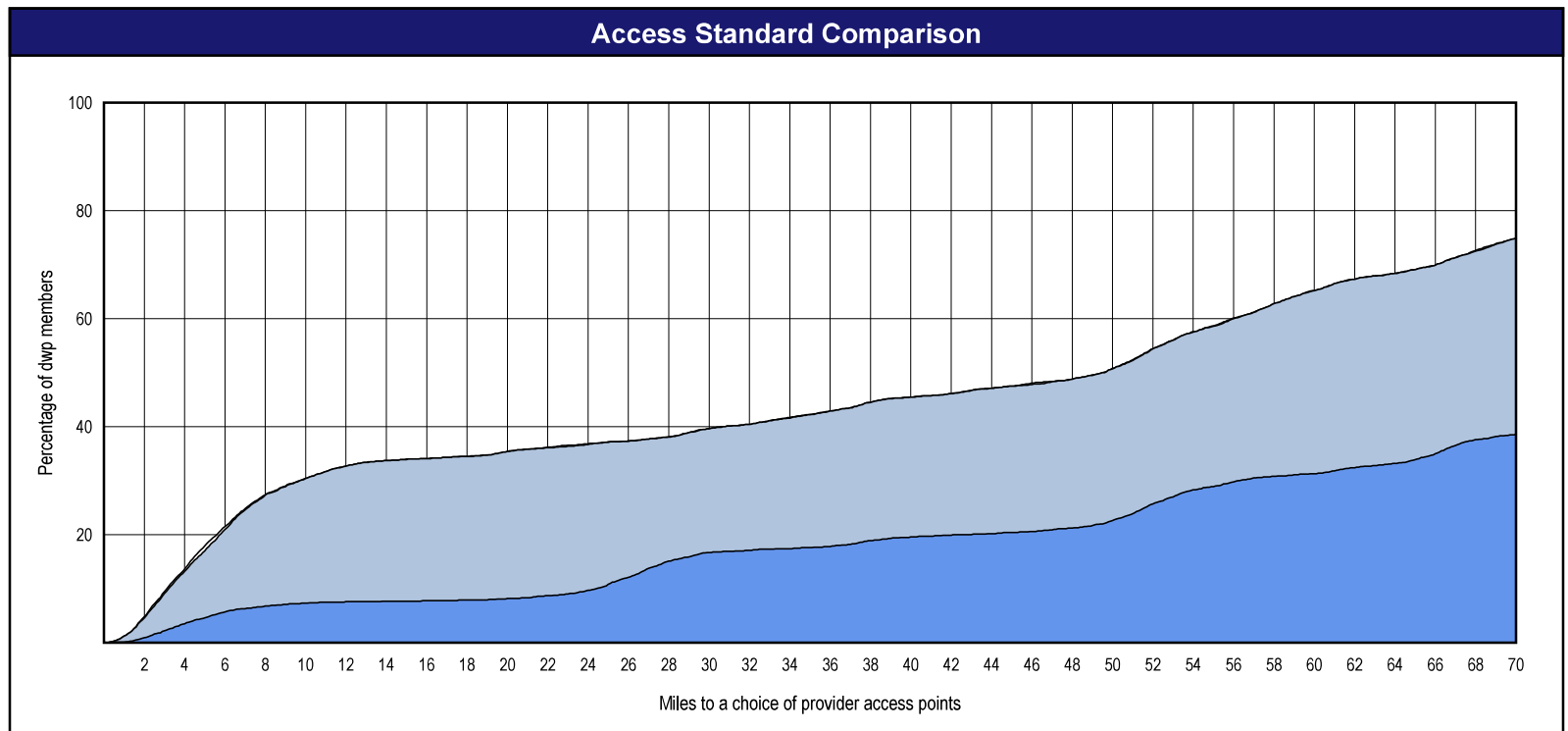
¹ The Access Standard is defined as (DWP Members (Iowa)) dwp members accessing:

1 (Endodontists (Iowa)) provider access points in 60 miles and 60 minutes



Distances/Times

	Average
Distance/Time to 1st closest provider access points	45.4 miles 63.8 mins
Distance/Time to 2nd closest provider access points	45.5 miles 63.9 mins
Distance/Time to 3rd closest provider access points	76.9 miles 107.9 mins




Access Overview - Prosthodontists (60 miles/60 minutes)

January 2, 2024

Access Analysis
 Prosthodontists (60 miles/60 minutes)
 DWP Member / Provider Access Points Groups
 DWP Members (Iowa)
 Prosthodontists (Iowa)

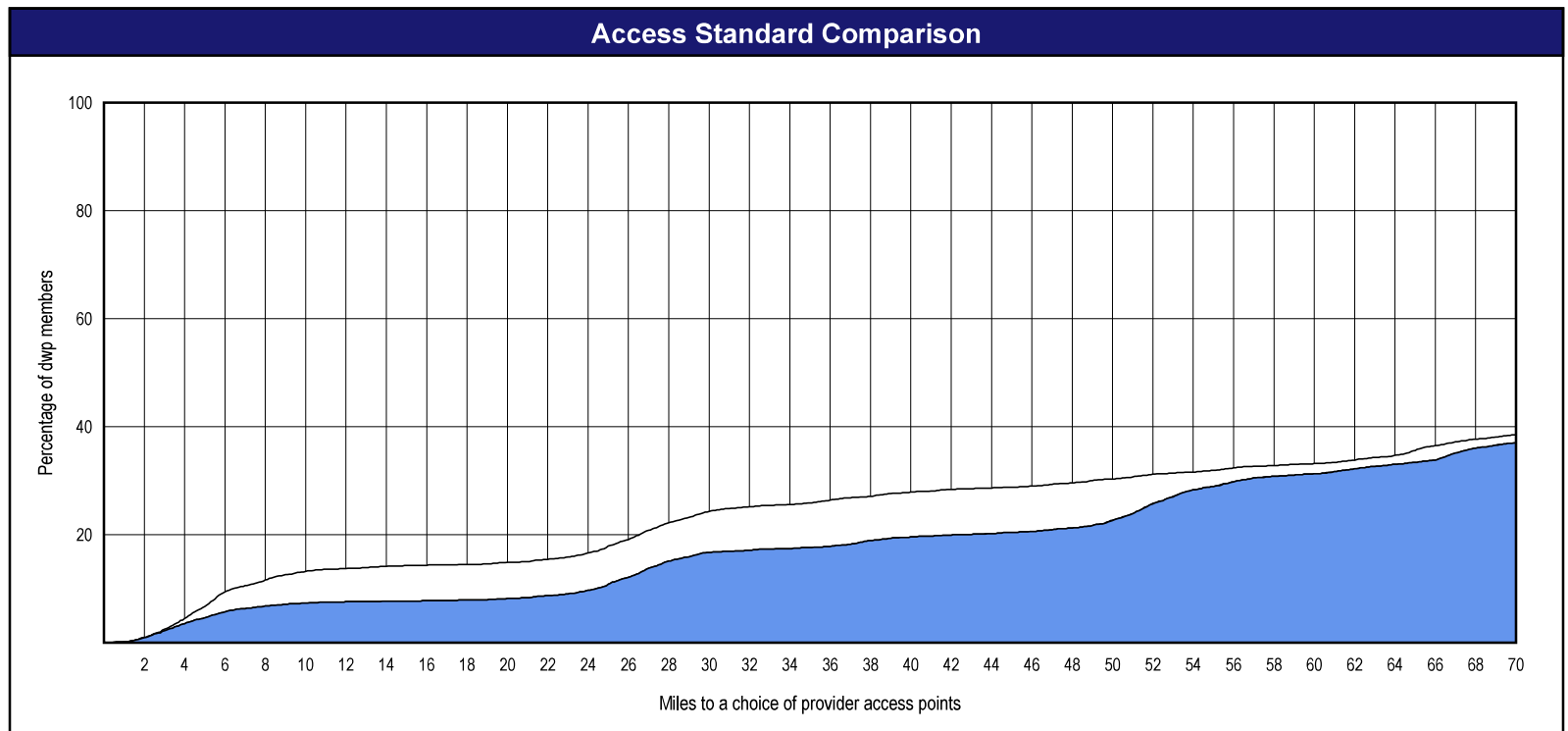
Comparison Graph
 Percent of dwp members with access to a choice of provider access points over miles
 1st closest
 2nd closest
 3rd closest

¹ The Access Standard is defined as (DWP Members (Iowa)) dwp members accessing:
 1 (Prosthodontists (Iowa)) provider access points in 60 miles and 60 minutes



Distances/Times

	Average
Distance/Time to 1st closest provider access points	74.5 miles 111.6 mins
Distance/Time to 2nd closest provider access points	78.5 miles 118.9 mins
Distance/Time to 3rd closest provider access points	78.5 miles 118.9 mins



Access Overview - Periodontists (60 miles/60 minutes)

January 2, 2024

Access Analysis
Periodontists (60 miles/60 minutes)

DWP Member / Provider Access Points
Groups

- DWP Members (Iowa)
- Periodontists (Iowa)


Comparison Graph

Percent of dwp members with access to a choice of provider access points over miles

- 1st closest
- 2nd closest
- 3rd closest

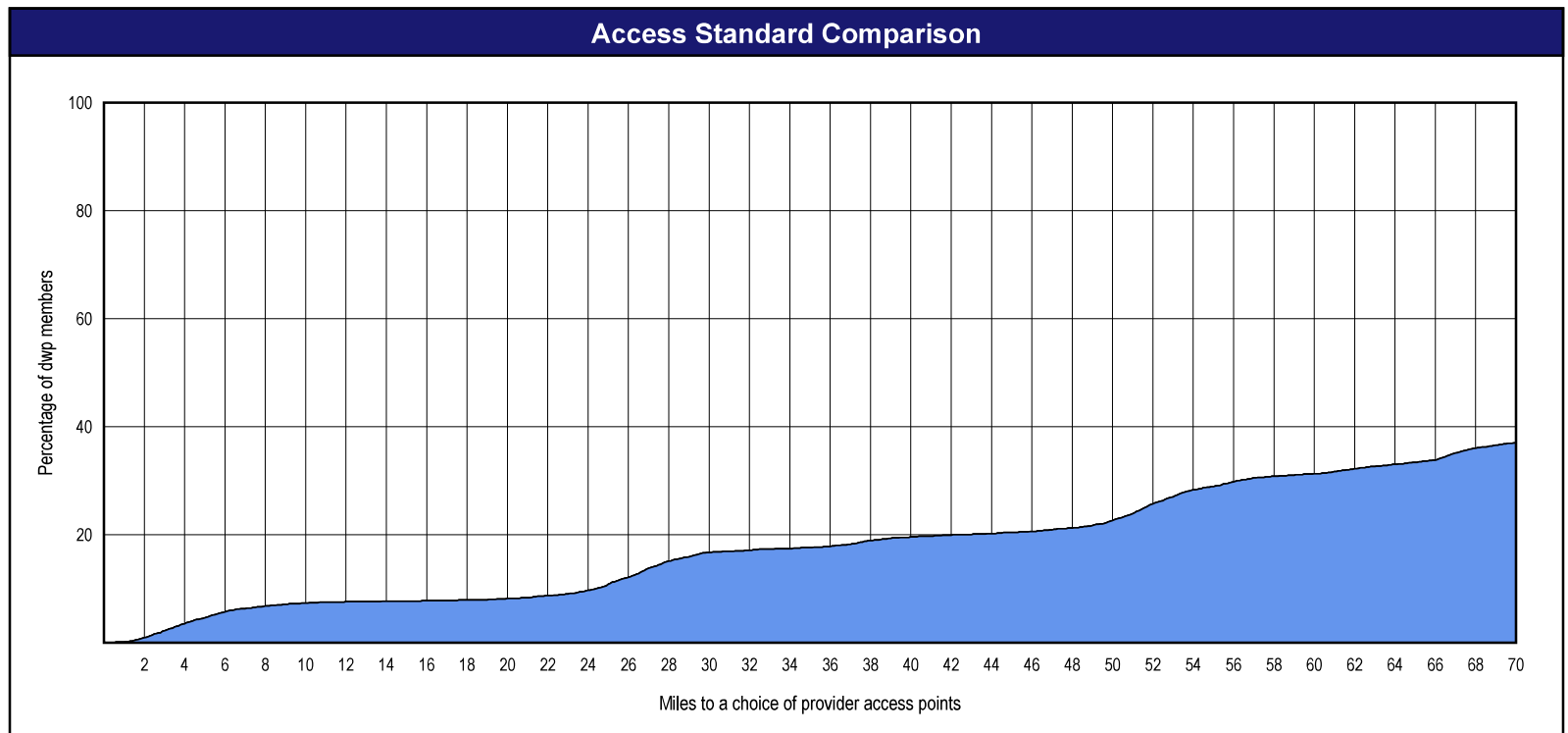
¹ The Access Standard is defined as (DWP Members (Iowa)) dwp members accessing:

1 (Periodontists (Iowa)) provider access points in 60 miles and 60 minutes



Distances/Times

	Average
Distance/Time to 1st closest provider access points	78.5 miles 118.9 mins
Distance/Time to 2nd closest provider access points	78.5 miles 118.9 mins
Distance/Time to 3rd closest provider access points	78.5 miles 118.9 mins



Access Overview - Pedontists (60 miles/60 minutes)

January 2, 2024

Access Analysis
Pedodontists (60 miles/60 minutes)

DWP Member / Provider Access Points Groups

- DWP Members (Iowa)
- Pedodontists (Iowa)

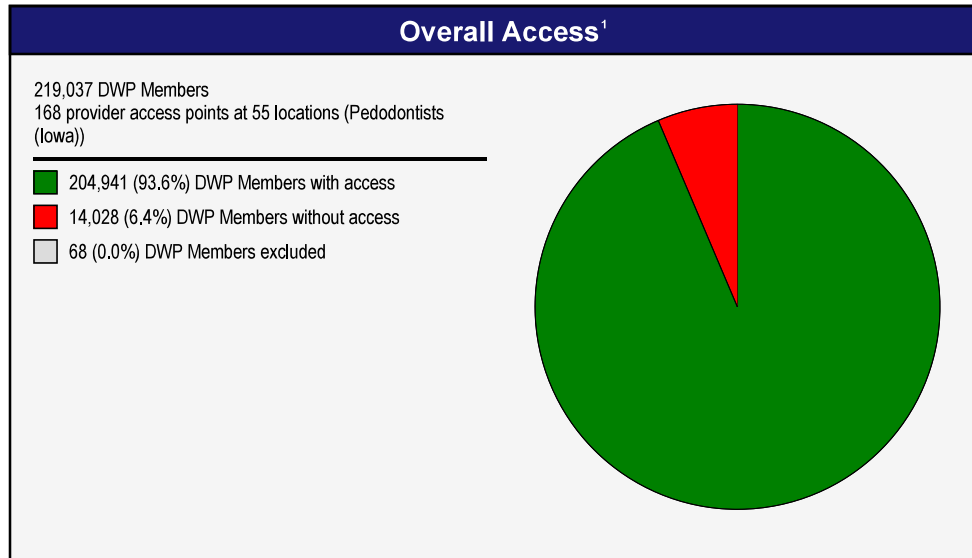
Comparison Graph

Percent of dwp members with access to a choice of provider access points over miles

- 1st closest
- 2nd closest
- 3rd closest

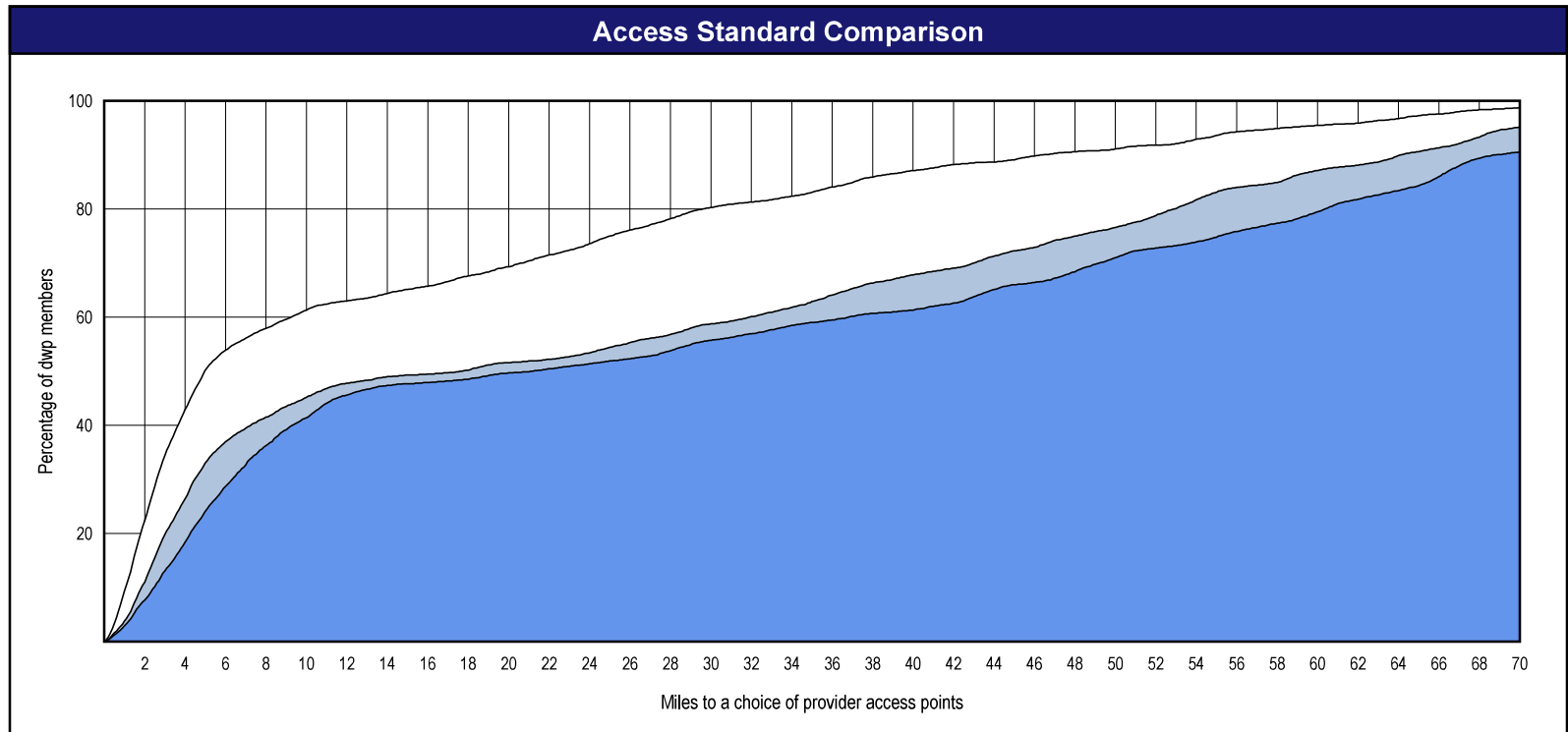
¹ The Access Standard is defined as (DWP Members (Iowa)) dwp members accessing:

1 (Pedodontists (Iowa)) provider access points in 60 miles and 60 minutes



Distances/Times

	Average
Distance/Time to 1st closest provider access points	15.6 miles 17.5 mins
Distance/Time to 2nd closest provider access points	26.5 miles 29.8 mins
Distance/Time to 3rd closest provider access points	30.3 miles 34.3 mins



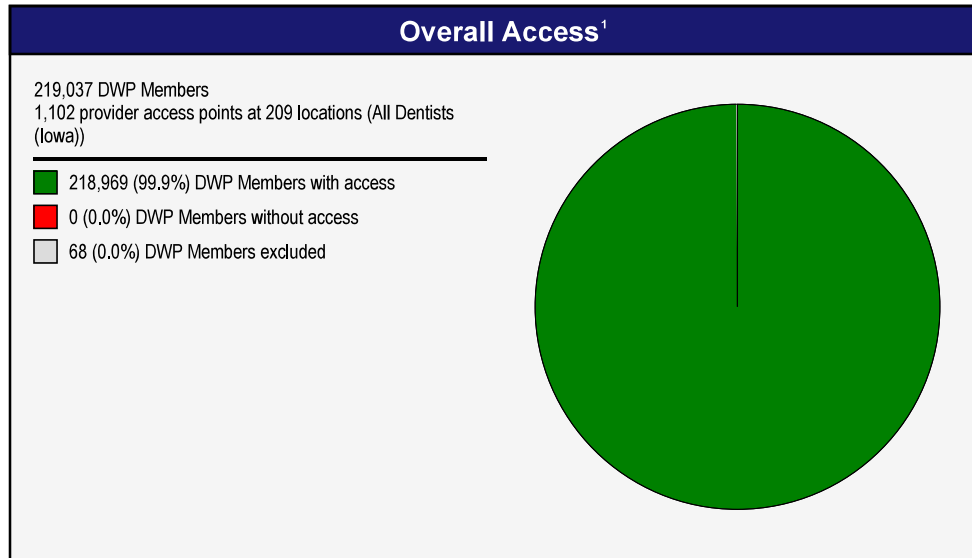
Access Overview - All Dentists (90 miles/90 minutes)

January 2, 2024

Access Analysis
 All Dentists (90 miles/90 minutes)
 DWP Member / Provider Access Points Groups
 DWP Members (Iowa)
 All Dentists (Iowa)

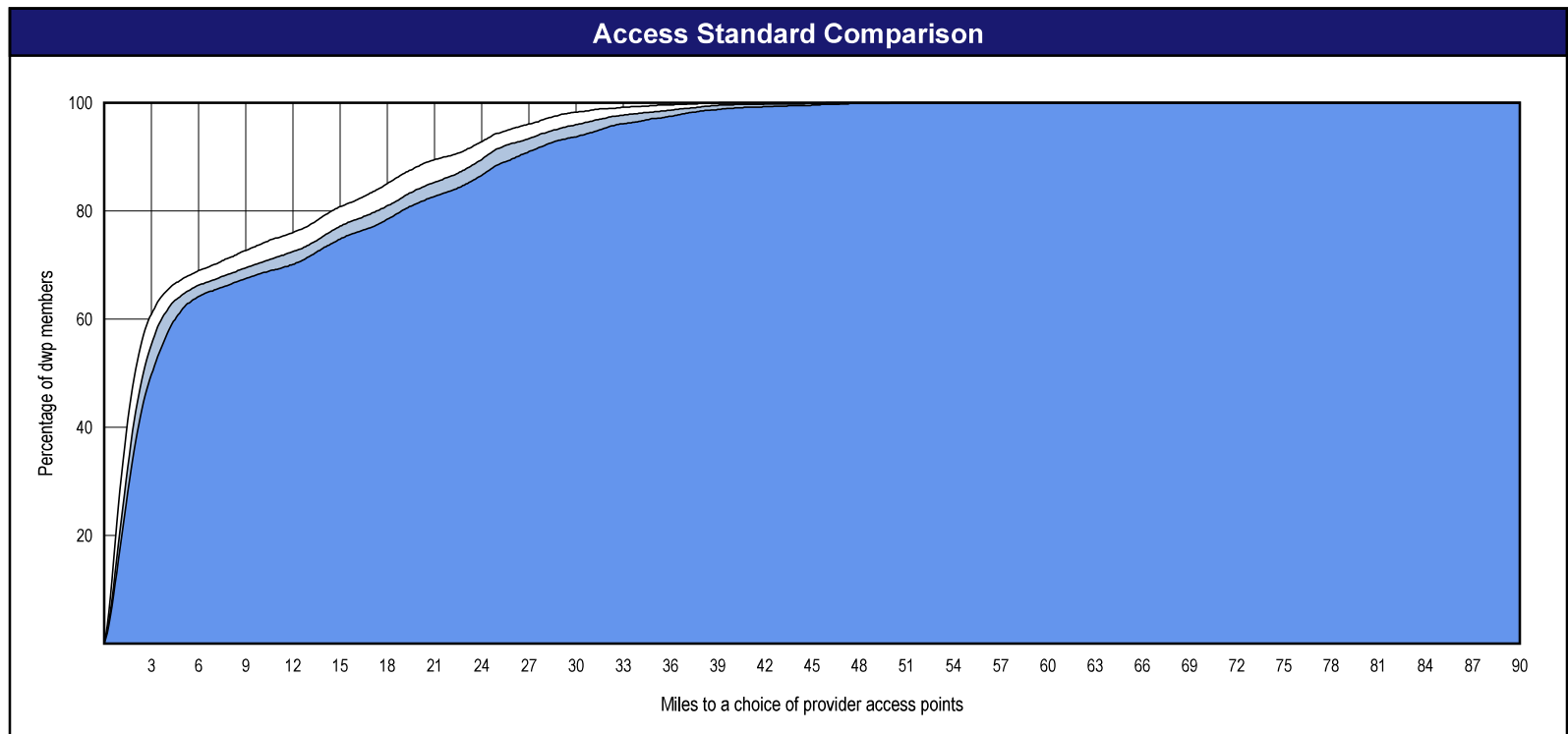
Comparison Graph
 Percent of dwp members with access to a choice of provider access points over miles
 1st closest
 2nd closest
 3rd closest

¹ The Access Standard is defined as (DWP Members (Iowa)) dwp members accessing:
 1 (All Dentists (Iowa)) provider access points in 90 miles and 90 minutes



Distances/Times

	Average
Distance/Time to 1st closest provider access points	6.7 miles 7.5 mins
Distance/Time to 2nd closest provider access points	8.0 miles 8.9 mins
Distance/Time to 3rd closest provider access points	8.9 miles 10.0 mins



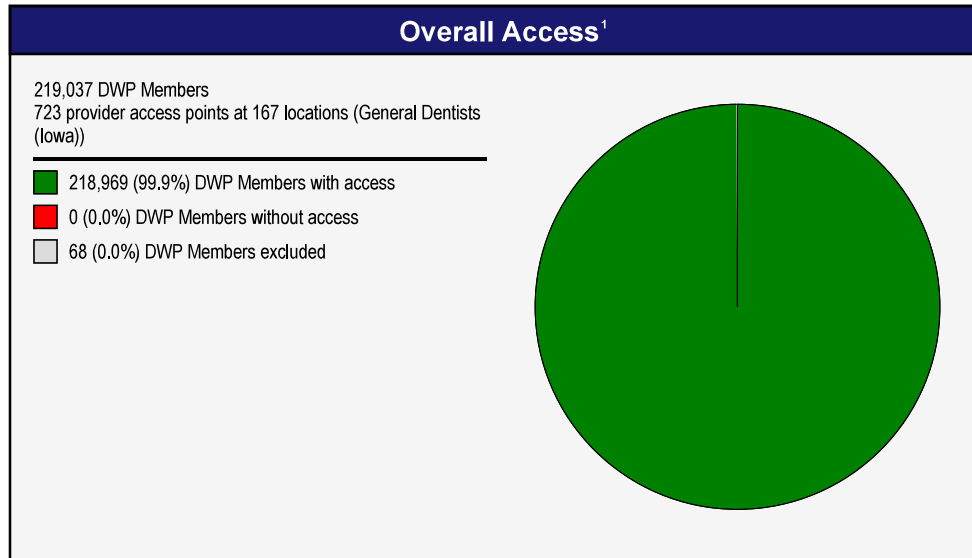
Access Overview - General Dentists (90 miles/90 minutes)

January 2, 2024

Access Analysis
 General Dentists (90 miles/90 minutes)
 DWP Member / Provider Access Points Groups
 DWP Members (Iowa)
 General Dentists (Iowa)

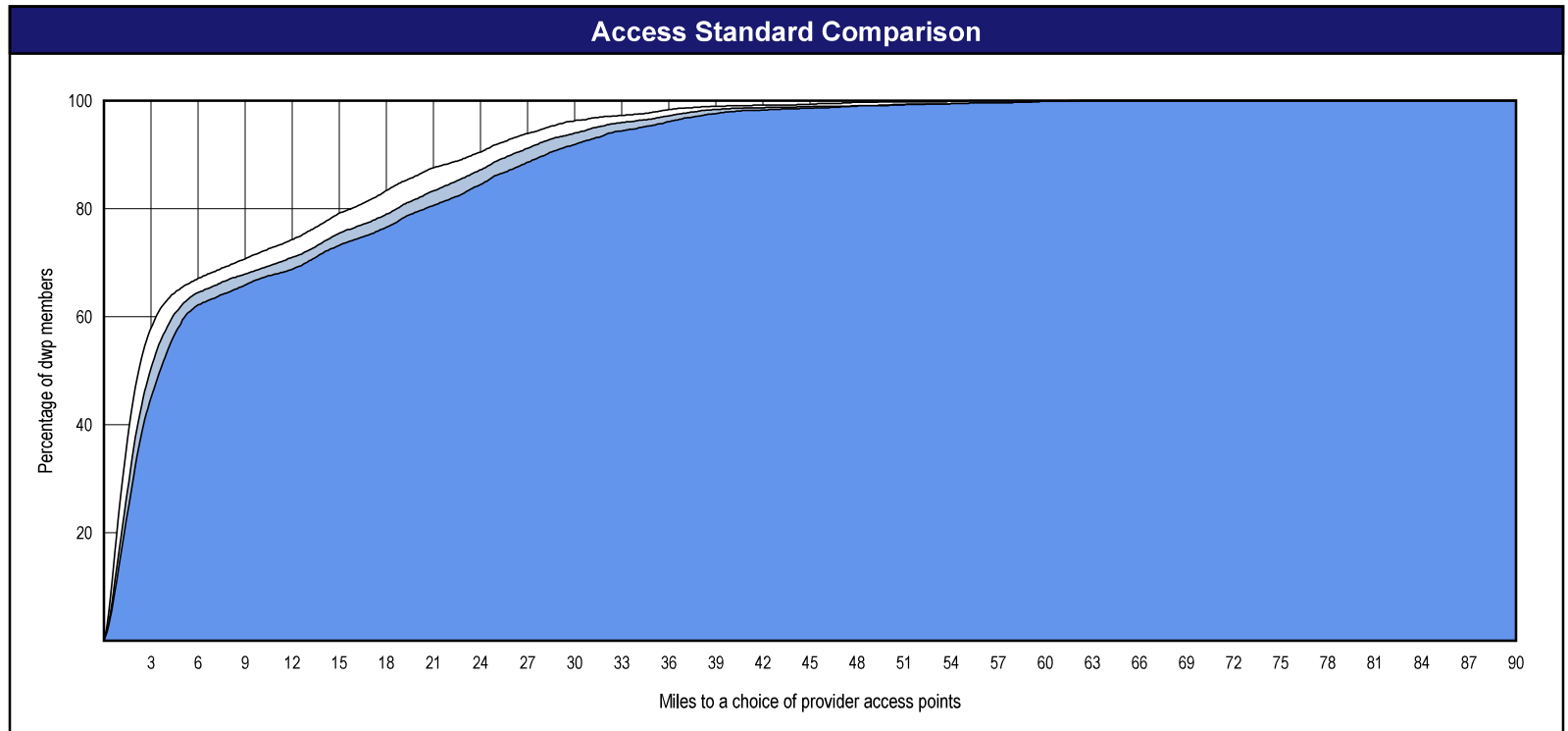
Comparison Graph
 Percent of dwp members with access to a choice of provider access points over miles
 1st closest
 2nd closest
 3rd closest

¹ The Access Standard is defined as (DWP Members (Iowa)) dwp members accessing:
 1 (General Dentists (Iowa)) provider access points in 90 miles and 90 minutes



Distances/Times

	Average
Distance/Time to 1st closest provider access points	7.6 miles 8.4 mins
Distance/Time to 2nd closest provider access points	8.9 miles 10.0 mins
Distance/Time to 3rd closest provider access points	9.9 miles 11.1 mins



Access Overview - Primary Care Dentist (90 miles/90 minutes)

January 2, 2024

Access Analysis

Primary Care Dentist (90 miles/90 minutes)

DWP Member / Provider Access Points Groups

- DWP Members (Iowa)
- Primary Care Dentist (Iowa)


Comparison Graph

Percent of dwp members with access to a choice of provider access points over miles

- 1st closest
- 2nd closest
- 3rd closest

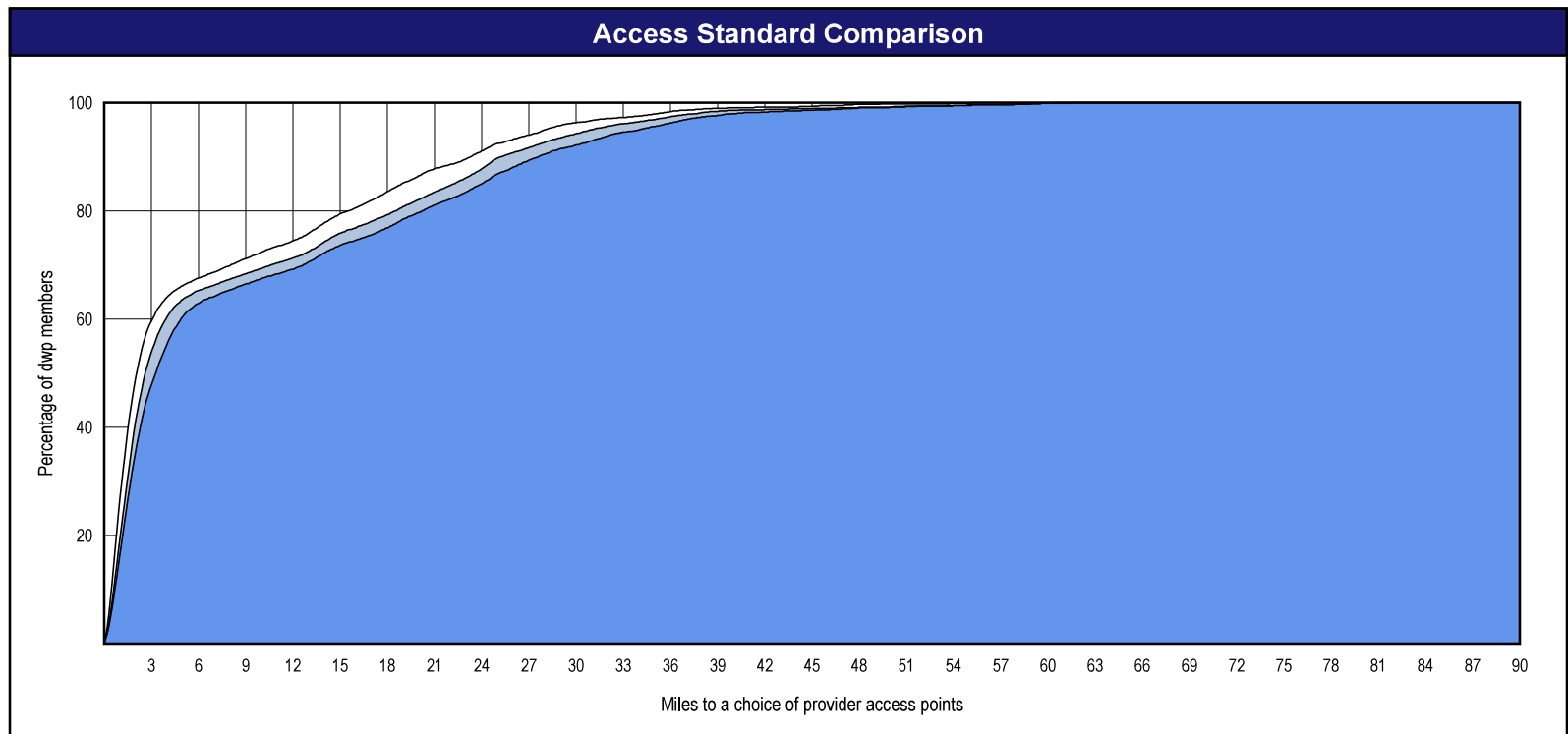
¹ The Access Standard is defined as (DWP Members (Iowa)) dwp members accessing:

1 (Primary Care Dentist (Iowa)) provider access points in 90 miles and 90 minutes



Distances/Times

	Average
Distance/Time to 1st closest provider access points	7.4 miles 8.3 mins
Distance/Time to 2nd closest provider access points	8.7 miles 9.7 mins
Distance/Time to 3rd closest provider access points	9.6 miles 10.7 mins



Access Overview - Orthodontists (90 miles/90 minutes)

January 2, 2024

Access Analysis
Orthodontists (90 miles/90 minutes)

DWP Member / Provider Access Points Groups

- DWP Members (Iowa)
- Orthodontists (Iowa)

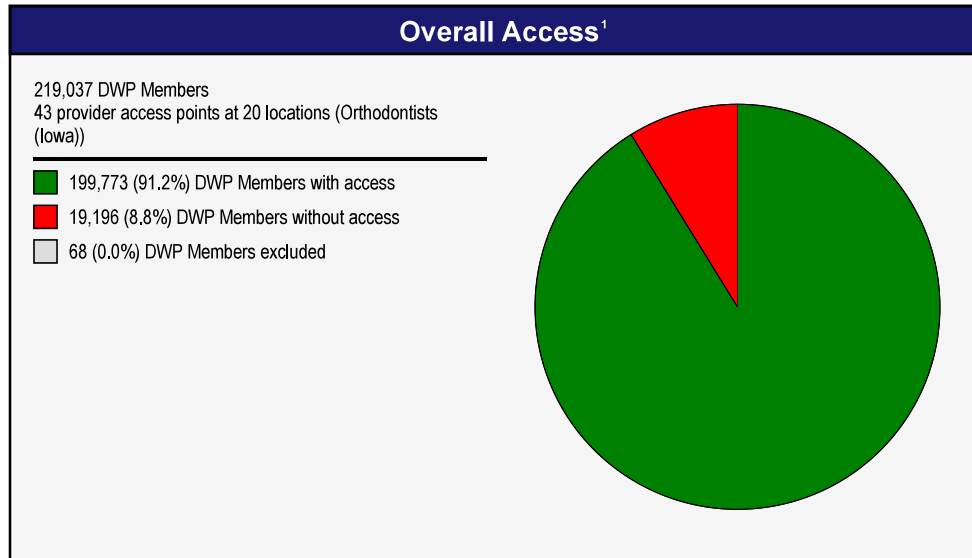
Comparison Graph

Percent of dwp members with access to a choice of provider access points over miles

- 1st closest
- 2nd closest
- 3rd closest

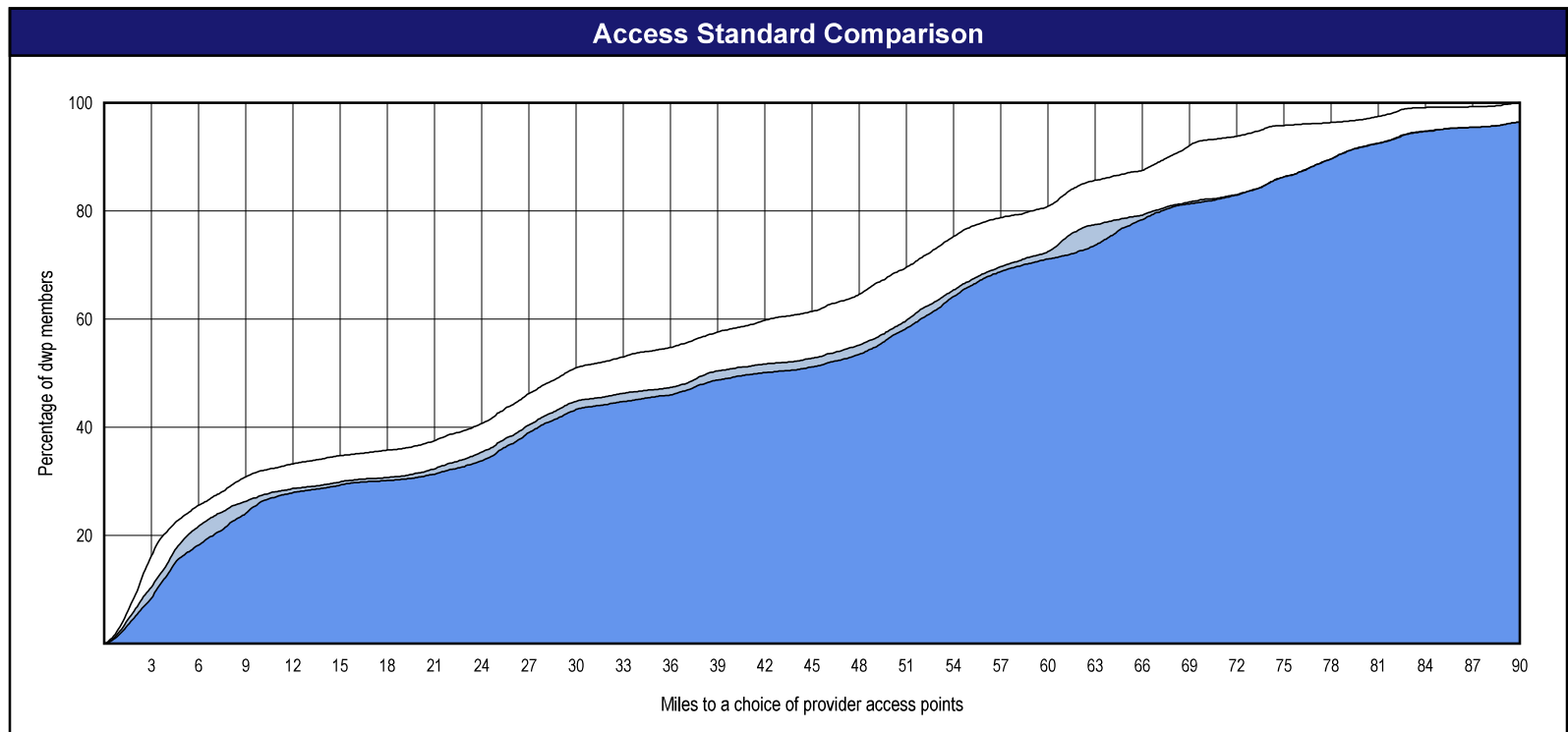
¹ The Access Standard is defined as (DWP Members (Iowa)) dwp members accessing:

1 (Orthodontists (Iowa)) provider access points in 90 miles and 90 minutes



Distances/Times

	Average
Distance/Time to 1st closest provider access points	32.9 miles 41.6 mins
Distance/Time to 2nd closest provider access points	39.5 miles 52.8 mins
Distance/Time to 3rd closest provider access points	40.6 miles 53.8 mins



Access Overview - Oral Surgeons (90 miles/90 minutes)


January 2, 2024

Access Analysis
 Oral Surgeons (90 miles/90 minutes)
 DWP Member / Provider Access Points Groups
 DWP Members (Iowa)
 Oral Surgeons (Iowa)

Comparison Graph
 Percent of dwp members with access to a choice of provider access points over miles

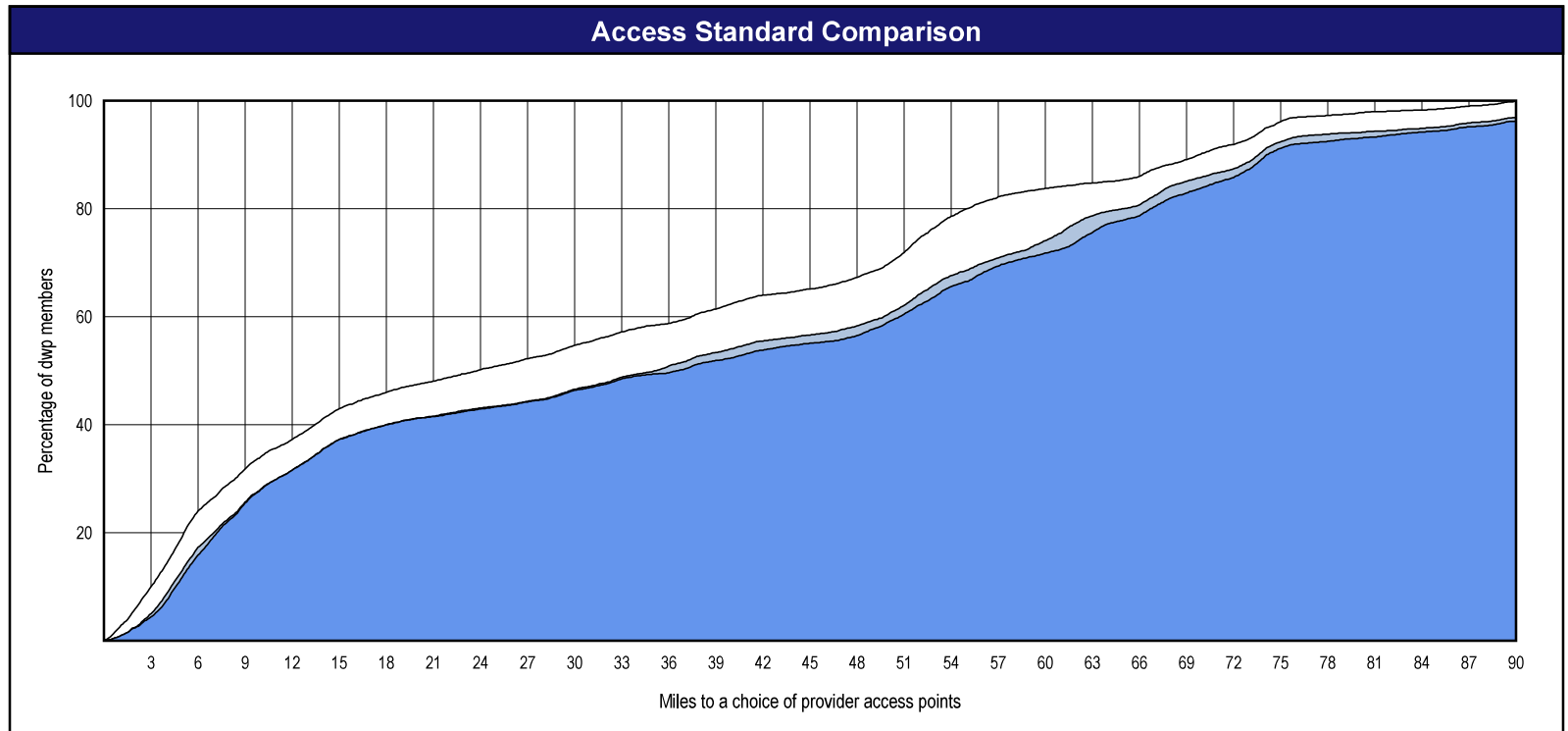
- 1st closest
- 2nd closest
- 3rd closest

¹ The Access Standard is defined as (DWP Members (Iowa)) dwp members accessing:
 1 (Oral Surgeons (Iowa)) provider access points in 90 miles and 90 minutes



Distances/Times

	Average
Distance/Time to 1st closest provider access points	30.7 miles 37.4 mins
Distance/Time to 2nd closest provider access points	36.9 miles 44.0 mins
Distance/Time to 3rd closest provider access points	38.1 miles 45.4 mins



Access Overview - Endodontists (90 miles/90 minutes)

January 2, 2024

Access Analysis
Endodontists (90 miles/90 minutes)

DWP Member / Provider Access Points
Groups

- DWP Members (Iowa)
- Endodontists (Iowa)


Comparison Graph

Percent of dwp members with access to a choice of provider access points over miles

- 1st closest
- 2nd closest
- 3rd closest

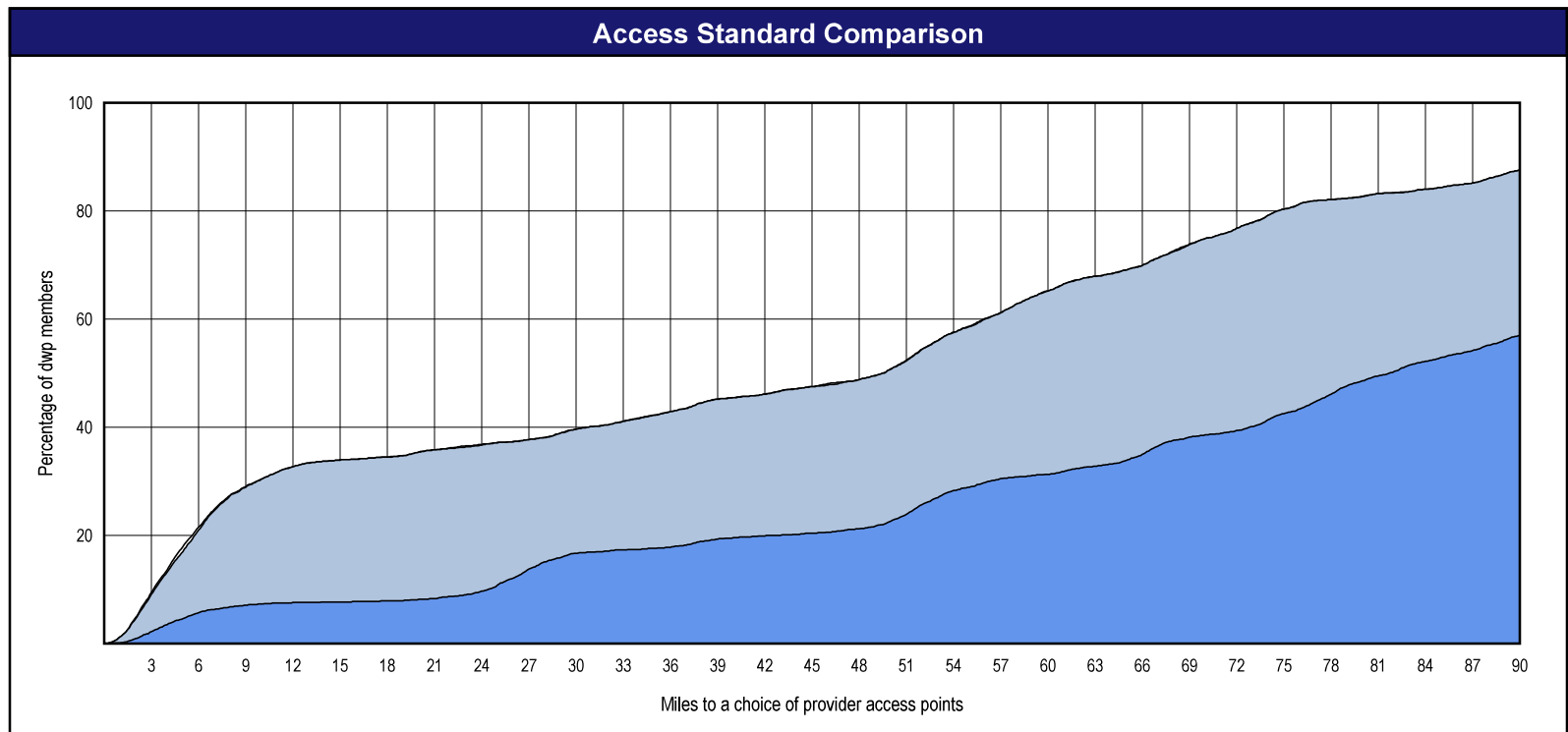
¹ The Access Standard is defined as (DWP Members (Iowa)) dwp members accessing:

1 (Endodontists (Iowa)) provider access points in 90 miles and 90 minutes



Distances/Times

	Average
Distance/Time to 1st closest provider access points	45.4 miles 63.8 mins
Distance/Time to 2nd closest provider access points	45.5 miles 63.9 mins
Distance/Time to 3rd closest provider access points	76.9 miles 107.9 mins




Access Overview - Prosthodontists (90 miles/90 minutes)

January 2, 2024

Access Analysis
 Prosthodontists (90 miles/90 minutes)
 DWP Member / Provider Access Points Groups
 DWP Members (Iowa)
 Prosthodontists (Iowa)

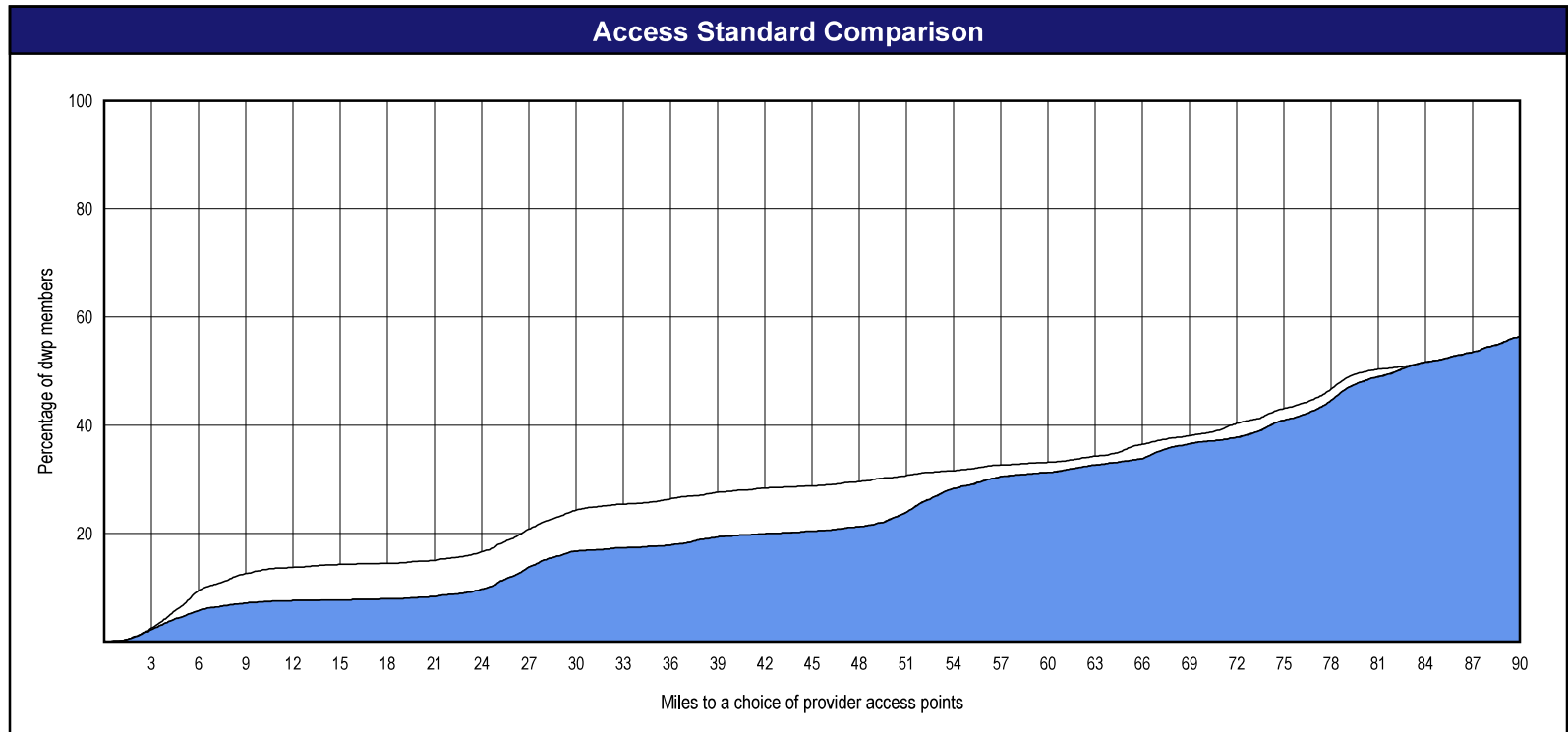
Comparison Graph
 Percent of dwp members with access to a choice of provider access points over miles
 1st closest
 2nd closest
 3rd closest

¹ The Access Standard is defined as (DWP Members (Iowa)) dwp members accessing:
 1 (Prosthodontists (Iowa)) provider access points in 90 miles and 90 minutes



Distances/Times

	Average
Distance/Time to 1st closest provider access points	74.5 miles 111.6 mins
Distance/Time to 2nd closest provider access points	78.5 miles 118.9 mins
Distance/Time to 3rd closest provider access points	78.5 miles 118.9 mins



Access Overview - Periodontists (90 miles/90 minutes)

January 2, 2024

Access Analysis
Periodontists (90 miles/90 minutes)

DWP Member / Provider Access Points
Groups

- DWP Members (Iowa)
- Periodontists (Iowa)


Comparison Graph

Percent of dwp members with access to a choice of provider access points over miles

- 1st closest
- 2nd closest
- 3rd closest

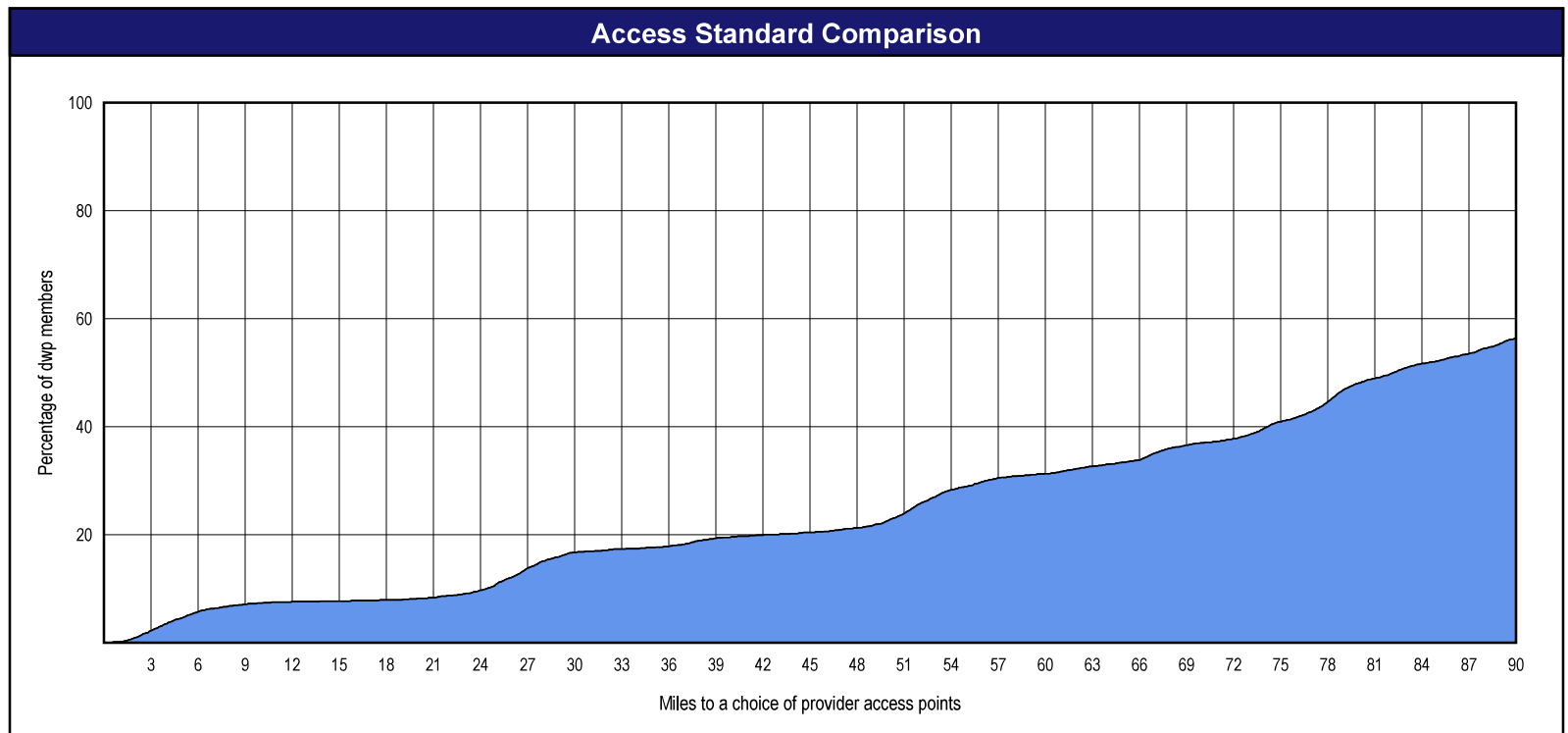
¹ The Access Standard is defined as (DWP Members (Iowa)) dwp members accessing:

1 (Periodontists (Iowa)) provider access points in 90 miles and 90 minutes



Distances/Times

	Average
Distance/Time to 1st closest provider access points	78.5 miles 118.9 mins
Distance/Time to 2nd closest provider access points	78.5 miles 118.9 mins
Distance/Time to 3rd closest provider access points	78.5 miles 118.9 mins



Access Overview - Pedodontists (90 miles/90 minutes)

January 2, 2024

Access Analysis
 Periodontists (90 miles/90 minutes)

DWP Member / Provider Access Points
 Groups

- DWP Members (Iowa)
- Periodontists (Iowa)


Comparison Graph

Percent of dwp members with access to a choice of provider access points over miles

- 1st closest
- 2nd closest
- 3rd closest

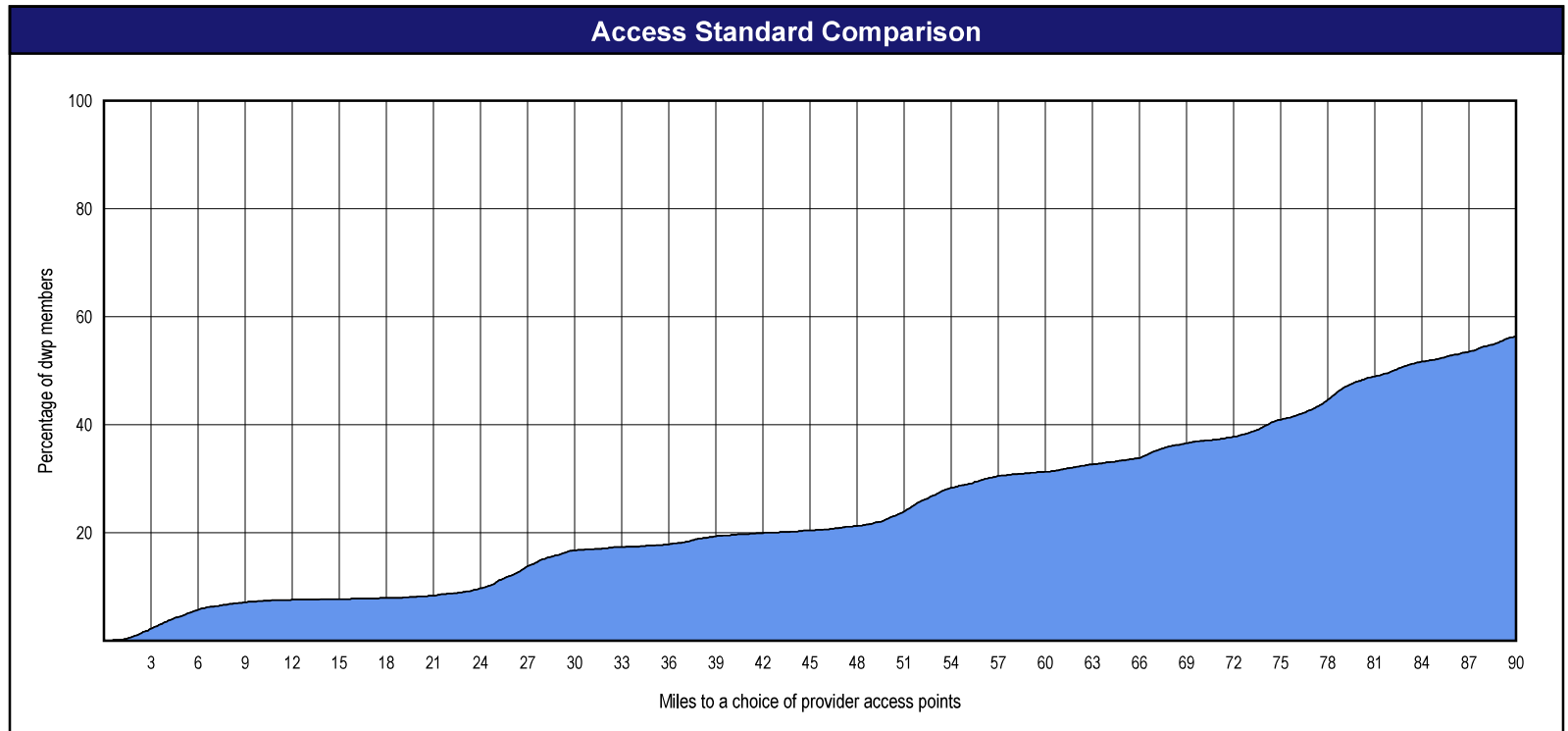
¹ The Access Standard is defined as (DWP Members (Iowa)) dwp members accessing:

1 (Periodontists (Iowa)) provider access points in 90 miles and 90 minutes



Distances/Times

	Average
Distance/Time to 1st closest provider access points	78.5 miles 118.9 mins
Distance/Time to 2nd closest provider access points	78.5 miles 118.9 mins
Distance/Time to 3rd closest provider access points	78.5 miles 118.9 mins



All Dentists Access Map

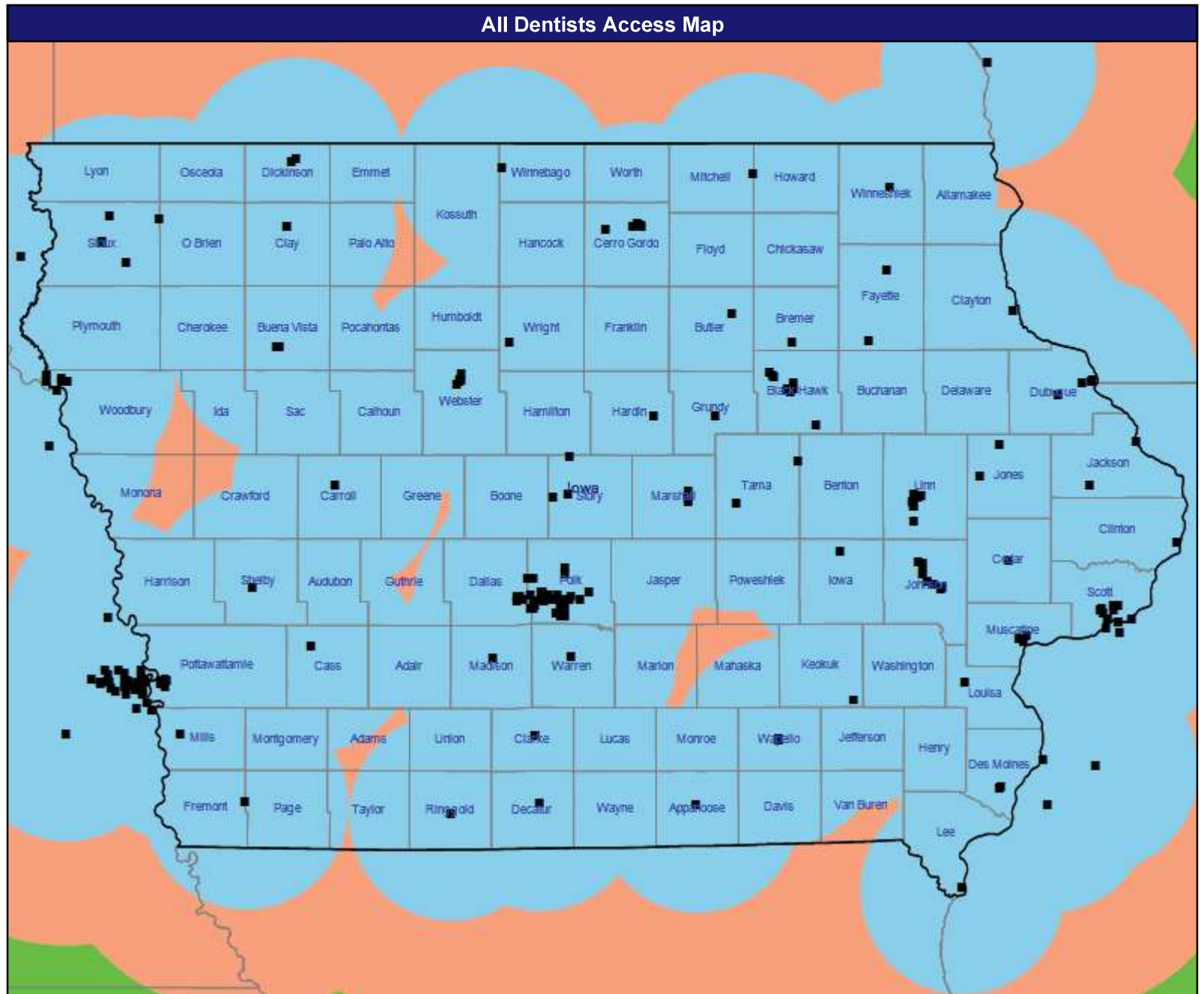
January 2, 2024

All Dentists

Total Providers: 1,139

- All provider access points
- 30 mile radius
- 60 mile radius
- 90 mile radius

41.42 miles



General Dentists Access Map

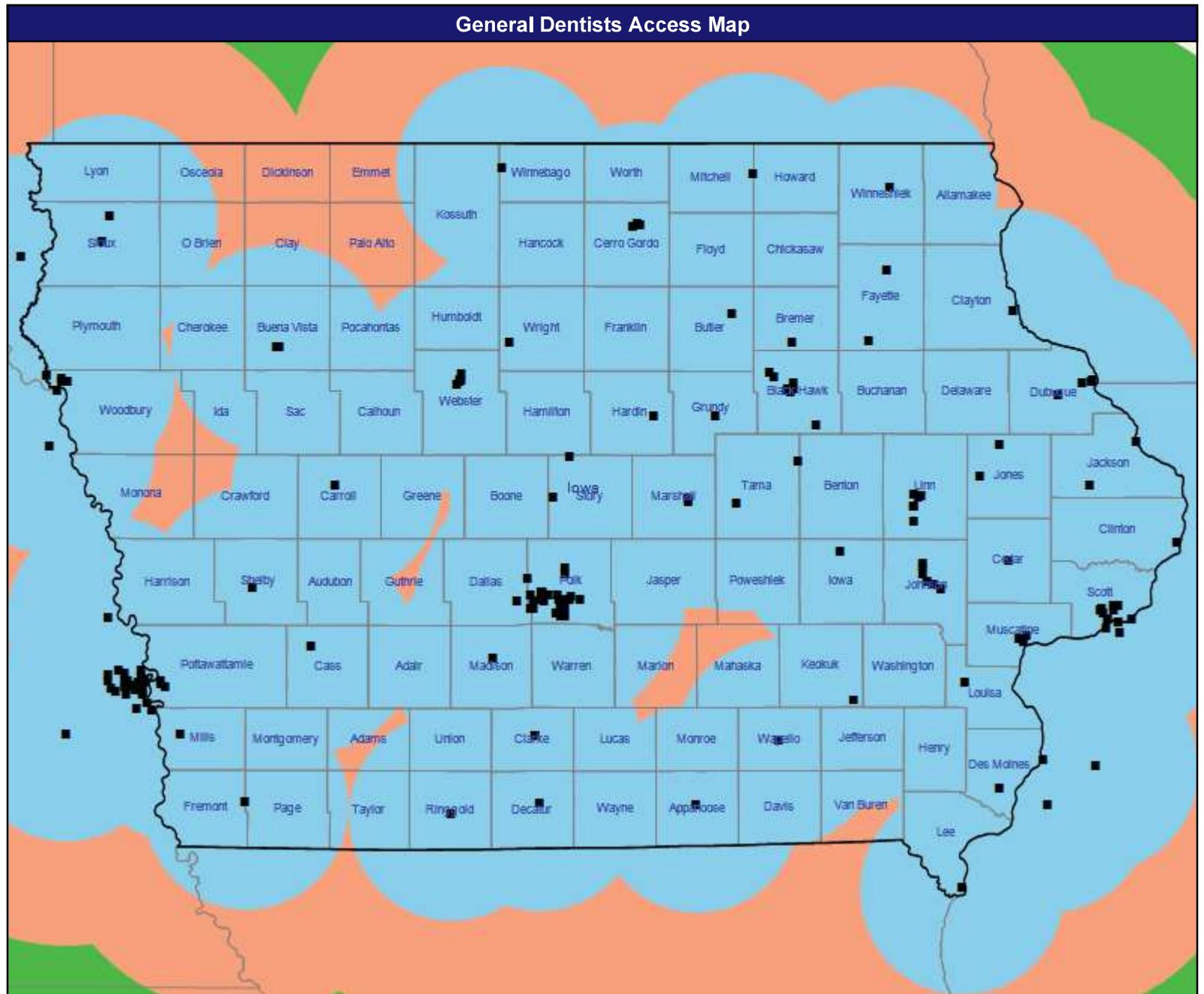
January 2, 2024

General Dentists

Total Providers: 753

- All provider access points
- 30 mile radius
- 60 mile radius
- 90 mile radius

41.42 miles



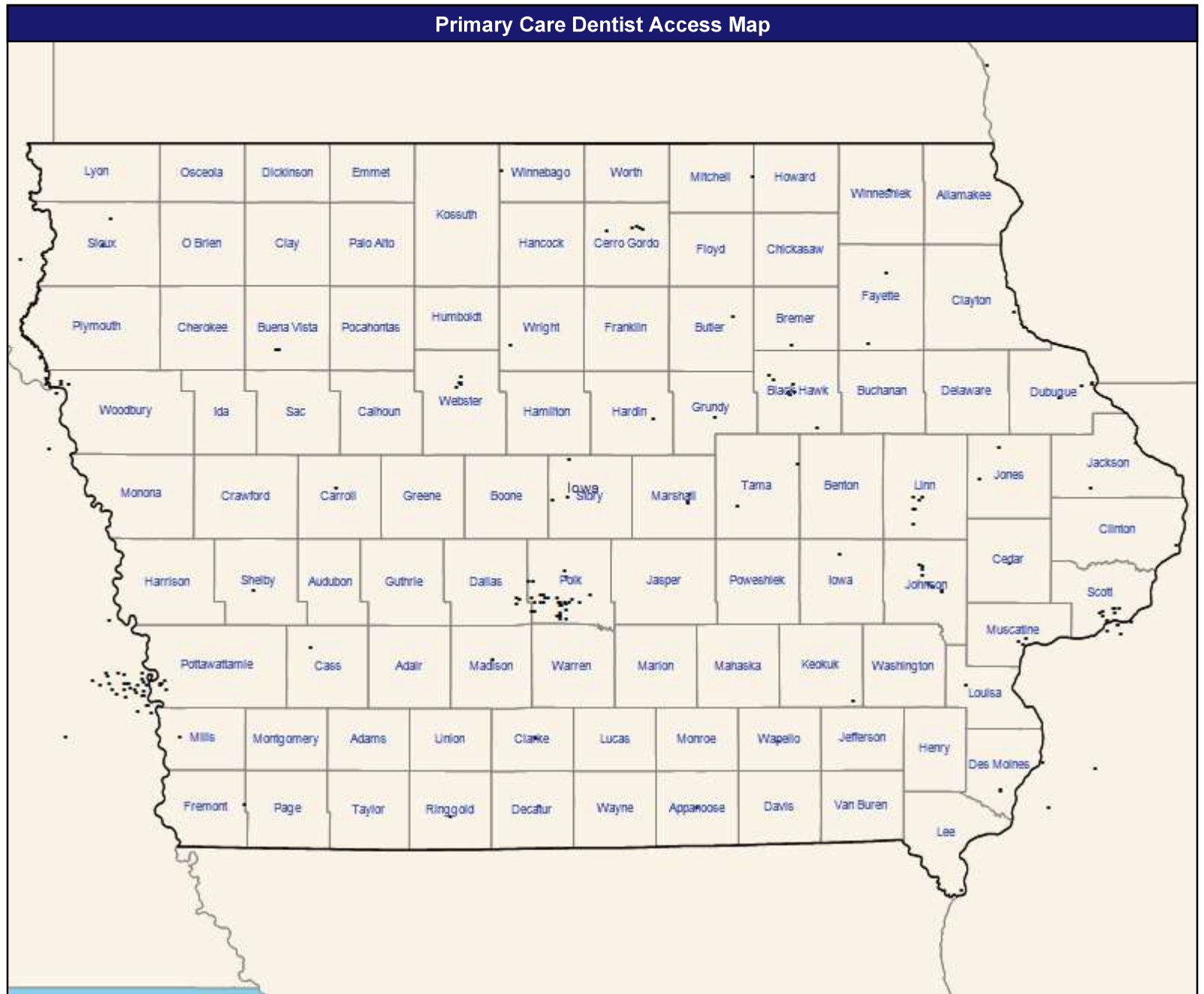
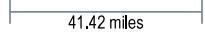
Primary Care Dentist Access Map

January 2, 2024

Primary Care Dentist

Total Providers: 923

■ All provider access points



Endodontists Access Map

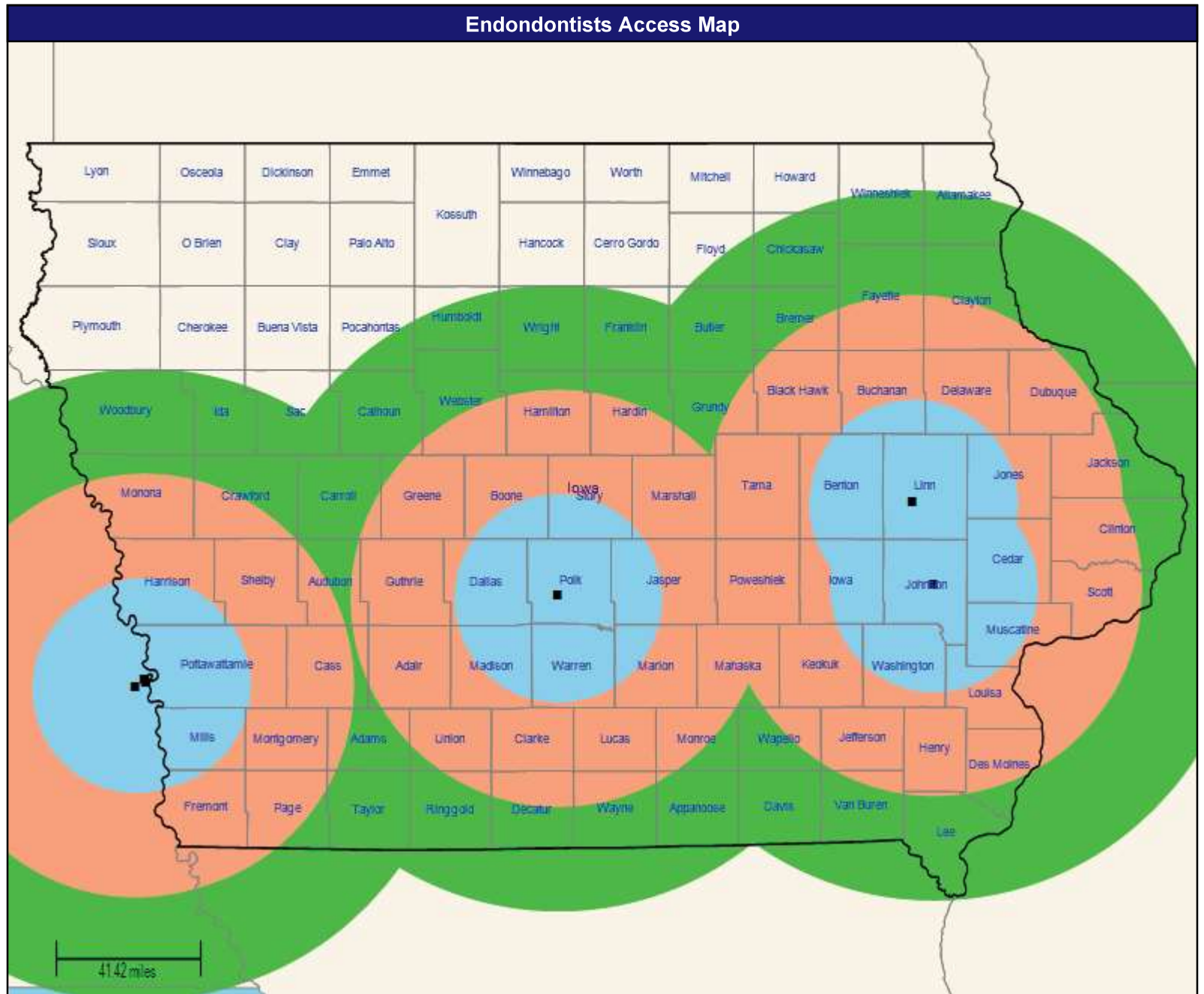
January 2, 2024

Endodontists

Total Providers: 16

- All provider access points
- 30 mile radius
- 60 mile radius
- 90 mile radius

41.42 miles



Oral Surgeons Access Map

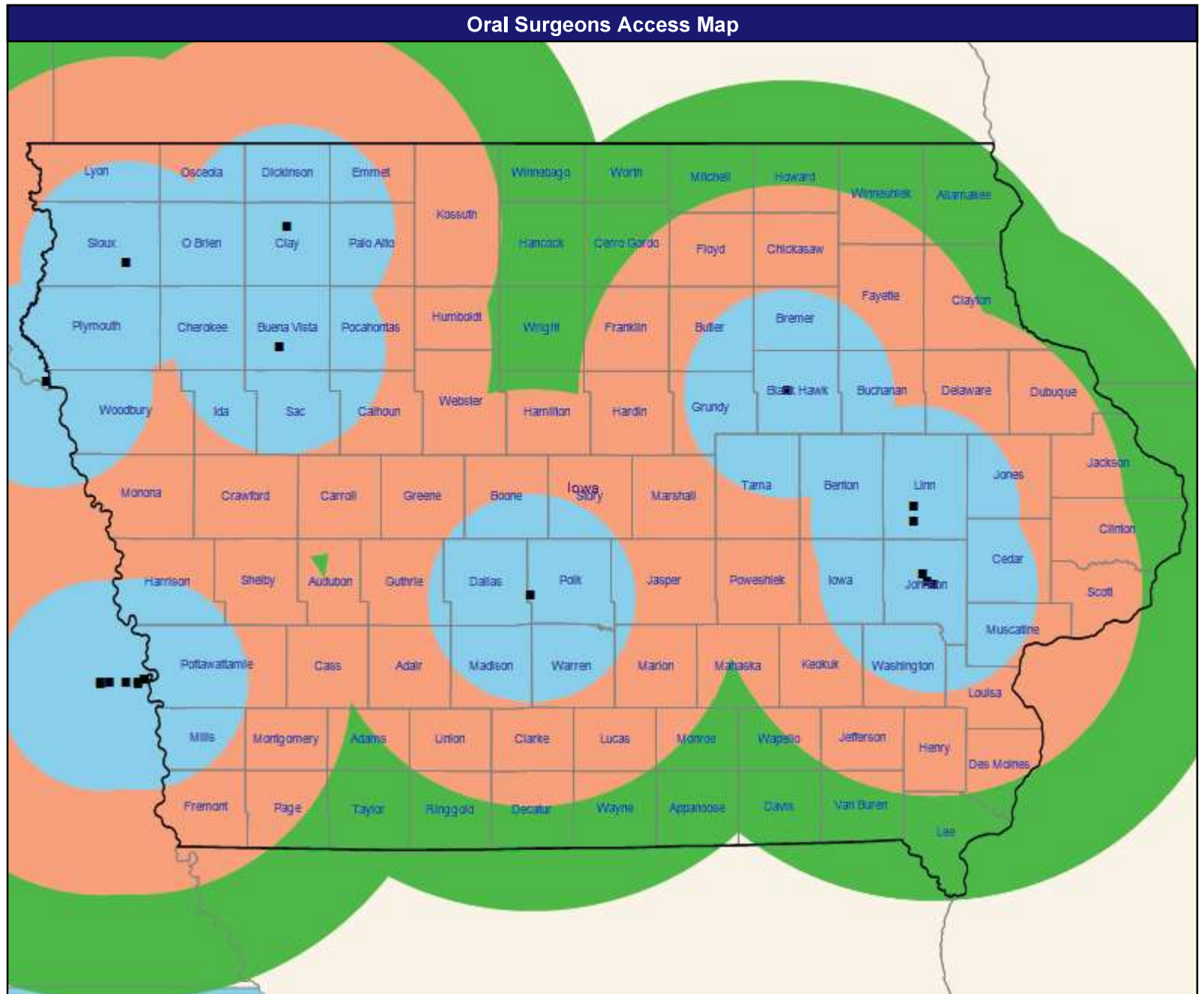
January 2, 2024

Oral Surgeons

Total Providers: 88

- All provider access points
- 30 mile radius
- 60 mile radius
- 90 mile radius

41.42 miles



Orthodontists Access Map

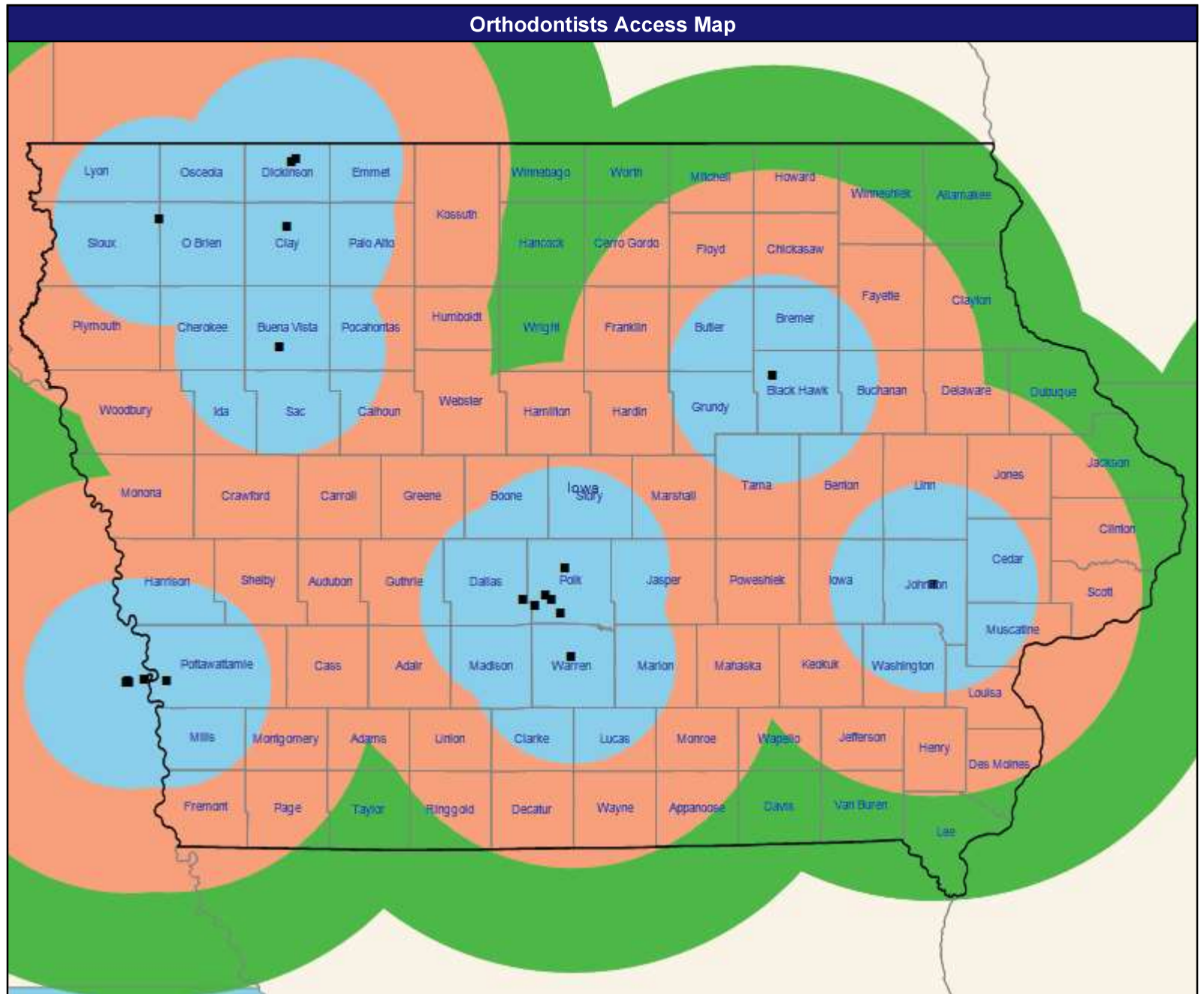
January 2, 2024

Orthodontists

Total Providers: 44

- All provider access points
- 30 mile radius
- 60 mile radius
- 90 mile radius

41.42 miles



Periodontists Access Map

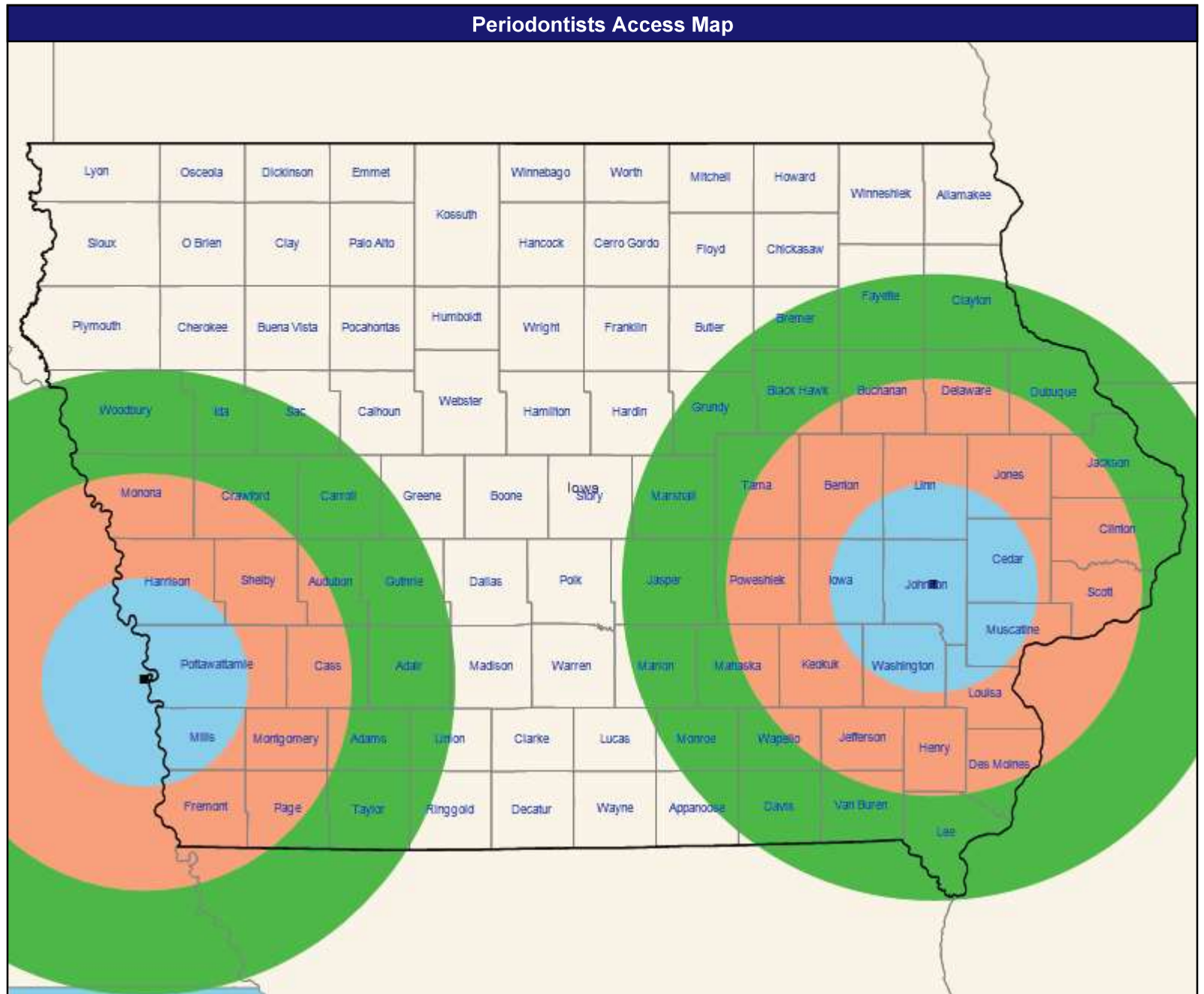
January 2, 2024

Periodontists

Total Providers: 18

- All provider access points
- 30 mile radius
- 60 mile radius
- 90 mile radius

41.42 miles



Prosthodontists Access Map

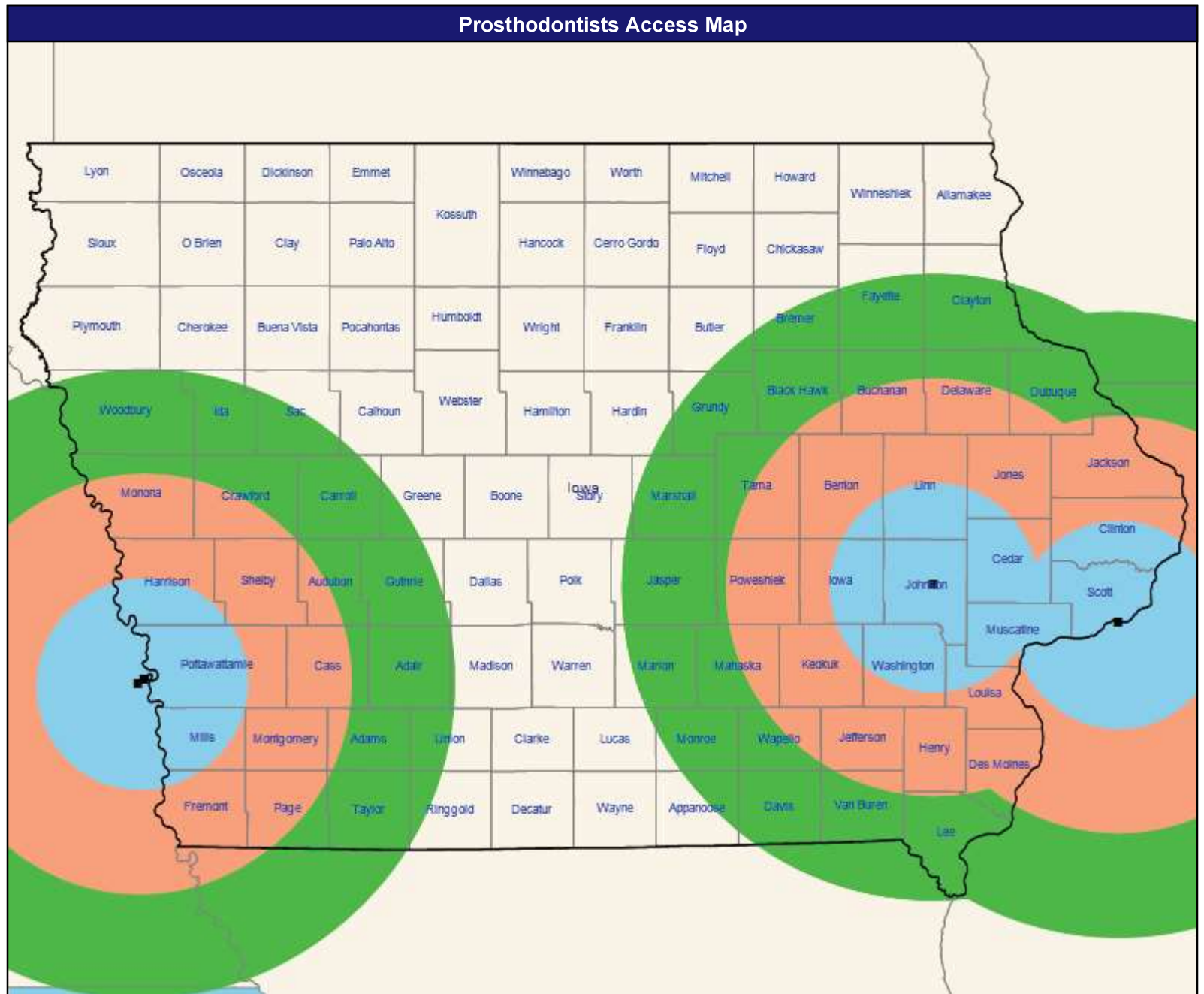
January 2, 2024

Prosthodontists

Total Providers: 24

- All provider access points
- 30 mile radius
- 60 mile radius
- 90 mile radius

41.42 miles



Prosthodontists Access Map

January 2, 2024

Prosthodontists

Total Providers: 24

- All provider access points
- 30 mile radius
- 60 mile radius
- 90 mile radius

