



Network Analysis

Iowa Dental Wellness Plan
MCNA Dental

October 2, 2023

Contents

Report Contents

Access Overview - All Dentists (30 miles/30 minutes)	4
Access Overview - General Dentists (30 miles/30 minutes)	5
Access Overview - Primary Care Dentist (30 miles/30 minutes)	6
Access Overview - Orthodontists (30 miles/30 minutes)	7
Access Overview - Oral Surgeons (30 miles/30 minutes)	8
Access Overview - Periodontists (30 miles/30 minutes)	9
Access Overview - Endodontists (30 miles/30 minutes)	10
Access Overview - Prosthodontists (30 miles/30 minutes)	11
Access Overview - Pedodontists (30 miles/30 minutes)	12
Access Overview - All Dentists (60 miles/60 minutes)	13
Access Overview - General Dentists (60 miles/60 minutes)	14
Access Overview - Primary Care Dentist (60 miles/60 minutes)	15
Access Overview - Orthodontists (60 miles/60 minutes)	16
Access Overview - Oral Surgeons (60 miles/60 minutes)	17
Access Overview - Endodontists (60 miles/60 minutes)	18
Access Overview - Prosthodontists (60 miles/60 minutes)	19
Access Overview - Periodontists (60 miles/60 minutes)	20
Access Overview - Pedontists (60 miles/60 minutes)	21
Access Overview - All Dentists (90 miles/90 minutes)	22
Access Overview - General Dentists (90 miles/90 minutes)	23
Access Overview - Primary Care Dentist (90 miles/90 minutes)	24
Access Overview - Orthodontists (90 miles/90 minutes)	25
Access Overview - Oral Surgeons (90 miles/90 minutes)	26
Access Overview - Endodontists (90 miles/90 minutes)	27

Contents

Report Contents

Access Overview - Prosthodontists (90 miles/90 minutes)	28
Access Overview - Periodontists (90 miles/90 minutes)	29
Access Overview - Pedodontists (90 miles/90 minutes)	30
All Dentists Access Map	31
General Dentists Access Map	32
Primary Care Dentist Access Map	33
Endodontists Access Map	34
Oral Surgeons Access Map	35
Orthodontists Access Map	36
Periodontists Access Map	37
Prosthodontists Access Map	38
Prosthodontists Access Map	39
Access Summary By County	40
<small>DWP Members: General Dentists, DWP Members: General Dentists, DWP Members: General Dentists, DWP Members: Endodontists, DWP Members: Endodontists, DWP Members: Endodontists, DWP Members: Oral Surgeons, DWP Members: Oral Surgeons, DWP Members: Oral Surgeons, DWP Members: Orthodontists, DWP Members: Orthodontists, DWP Members: Orthodontists, DWP Members: Periodontists, DWP Members: Periodontists, DWP Members: Periodontists, DWP Members: Prosthodontists, DWP Members: Prosthodontists, DWP Members: Prosthodontists, DWP Members: Primary Care Dentist</small>	
Access Detail By County	41
<small>DWP Members: General Dentists, DWP Members: General Dentists, DWP Members: General Dentists, DWP Members: Endodontists, DWP Members: Endodontists, DWP Members: Endodontists, DWP Members: Oral Surgeons, DWP Members: Oral Surgeons, DWP Members: Oral Surgeons, DWP Members: Orthodontists, DWP Members: Orthodontists, DWP Members: Orthodontists, DWP Members: Periodontists, DWP Members: Periodontists, DWP Members: Periodontists, DWP Members: Prosthodontists, DWP Members: Prosthodontists, DWP Members: Prosthodontists, DWP Members: Primary Care Dentist</small>	


Access Overview - All Dentists (30 miles/30 minutes)

October 2, 2023

Access Analysis
 All Dentists (30 miles/30 minutes)
 DWP Member / Provider Access Points Groups
 DWP Members (Iowa)
 All Dentists (Iowa)

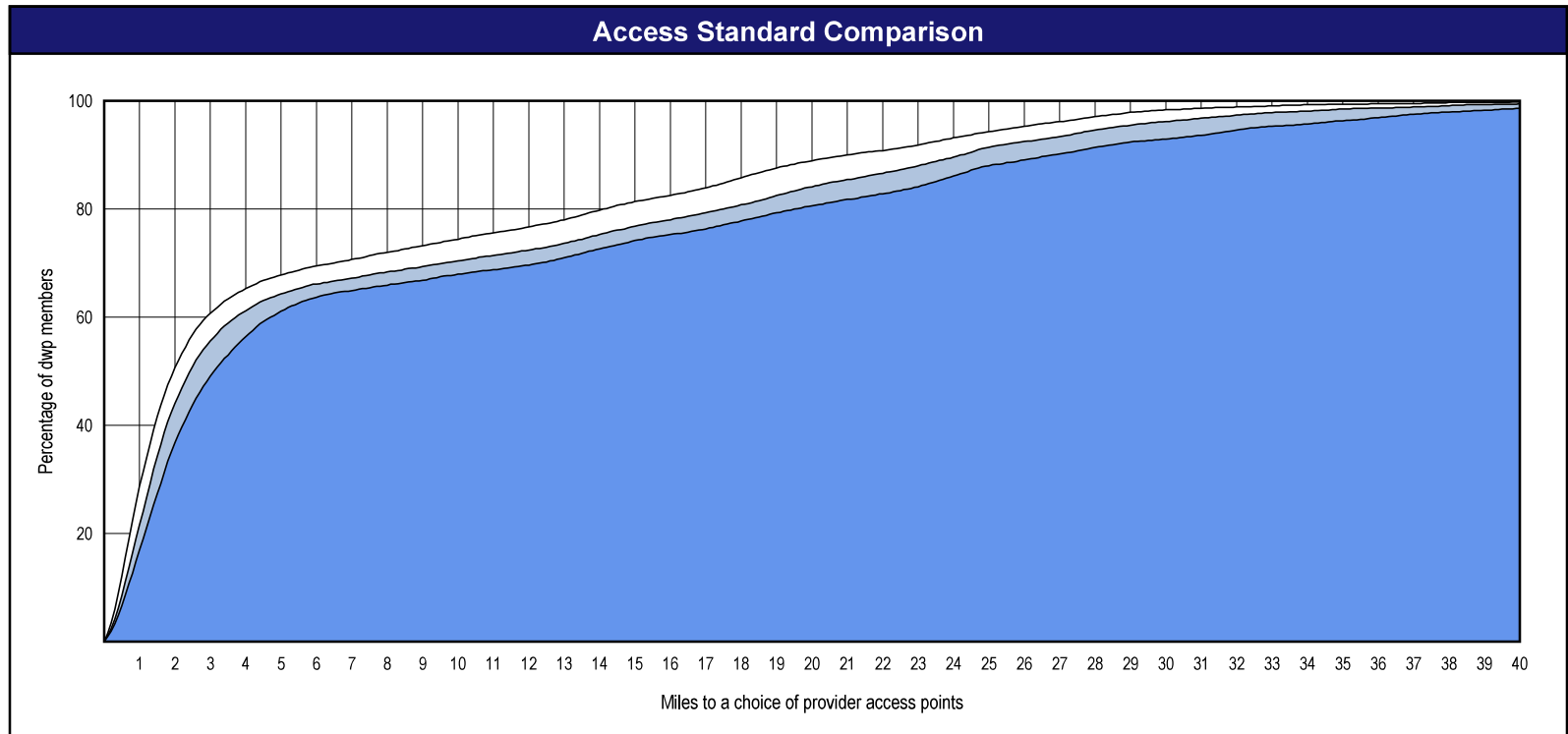
Comparison Graph
 Percent of dwp members with access to a choice of provider access points over miles
 1st closest
 2nd closest
 3rd closest

¹ The Access Standard is defined as (DWP Members (Iowa)) dwp members accessing:
 1 (All Dentists (Iowa)) provider access points in 30 miles and 30 minutes



Distances/Times

	Average
Distance/Time to 1st closest provider access points	6.6 miles 7.4 mins
Distance/Time to 2nd closest provider access points	8.0 miles 8.9 mins
Distance/Time to 3rd closest provider access points	9.2 miles 10.3 mins



Access Overview - General Dentists (30 miles/30 minutes)


October 2, 2023

Access Analysis
 General Dentists (30 miles/30 minutes)
 DWP Member / Provider Access Points Groups
 DWP Members (Iowa)
 General Dentists (Iowa)

Comparison Graph
 Percent of dwp members with access to a choice of provider access points over miles

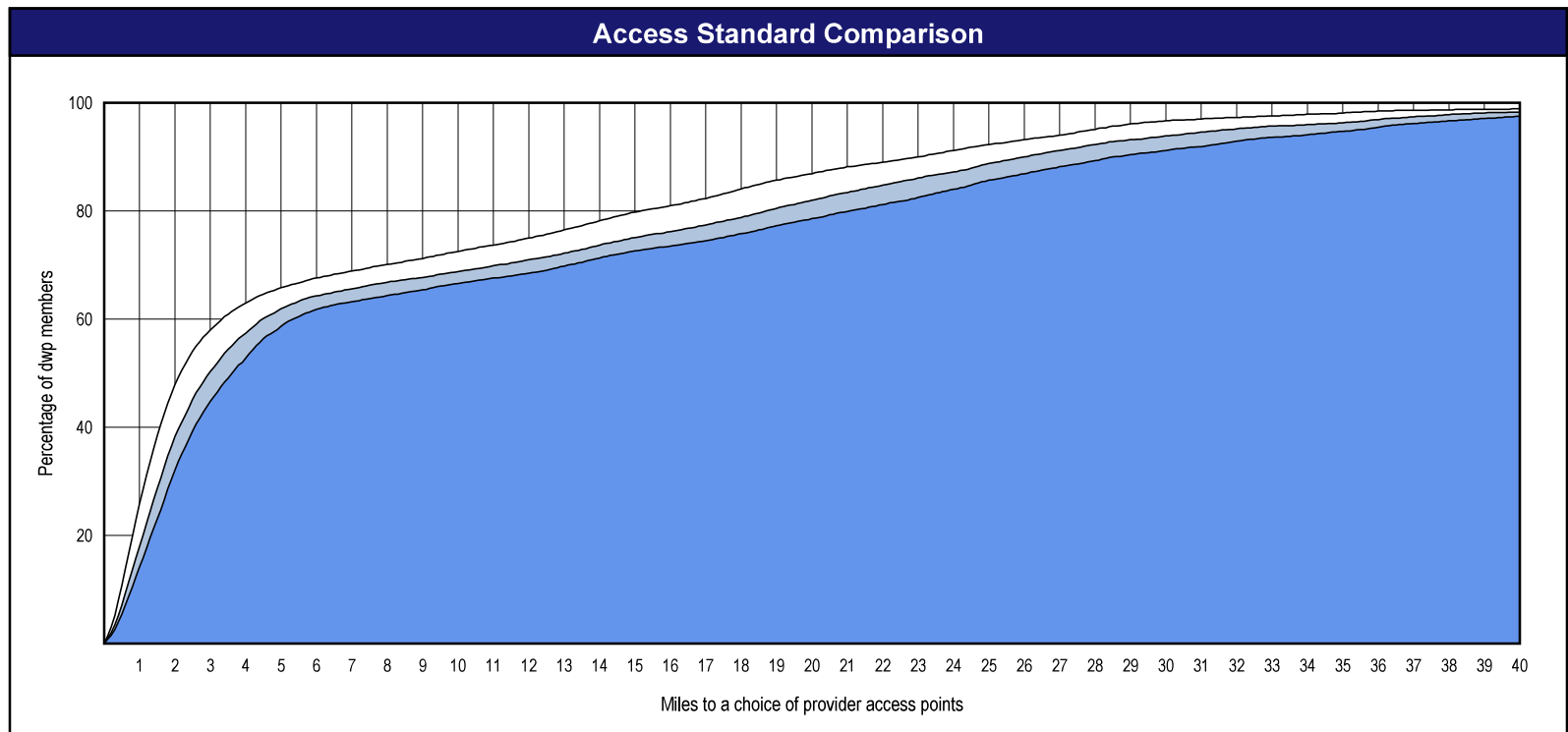
- 1st closest
- 2nd closest
- 3rd closest

¹ The Access Standard is defined as (DWP Members (Iowa)) dwp members accessing:
 1 (General Dentists (Iowa)) provider access points in 30 miles and 30 minutes



Distances/Times

	Average
Distance/Time to 1st closest provider access points	7.4 miles 8.3 mins
Distance/Time to 2nd closest provider access points	9.0 miles 10.0 mins
Distance/Time to 3rd closest provider access points	10.1 miles 11.4 mins



Access Overview - Primary Care Dentist (30 miles/30 minutes)

October 2, 2023

Access Analysis

Primary Care Dentist (30 miles/30 minutes)

DWP Member / Provider Access Points Groups

- DWP Members (Iowa)
- Primary Care Dentist (Iowa)


Comparison Graph

Percent of dwp members with access to a choice of provider access points over miles

- 1st closest
- 2nd closest
- 3rd closest

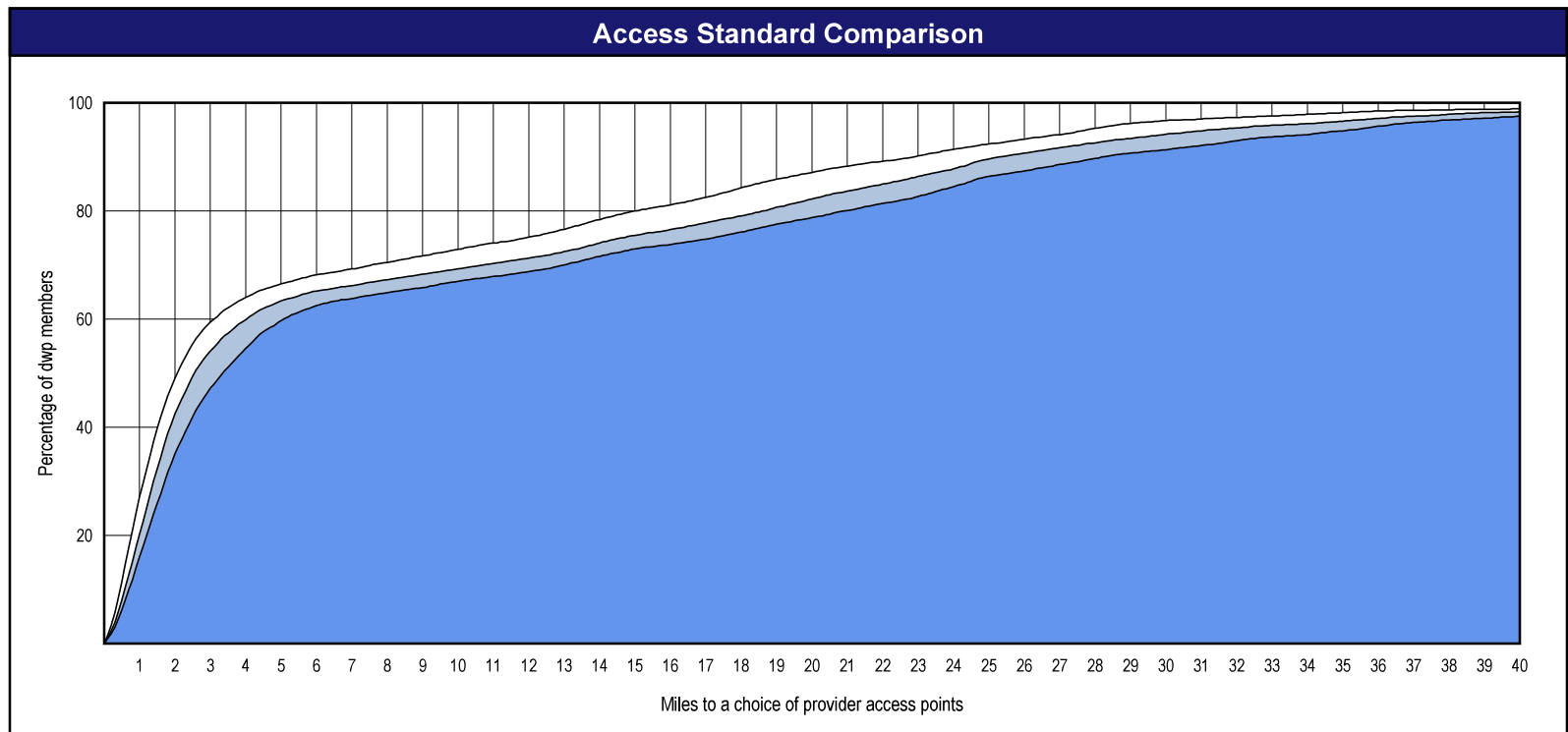
¹ The Access Standard is defined as (DWP Members (Iowa)) dwp members accessing:

1 (Primary Care Dentist (Iowa)) provider access points in 30 miles and 30 minutes



Distances/Times

	Average
Distance/Time to 1st closest provider access points	7.3 miles 8.1 mins
Distance/Time to 2nd closest provider access points	8.7 miles 9.7 mins
Distance/Time to 3rd closest provider access points	9.9 miles 11.1 mins



Access Overview - Orthodontists (30 miles/30 minutes)

October 2, 2023

Access Analysis
Orthodontists (30 miles/30 minutes)

DWP Member / Provider Access Points Groups

- DWP Members (Iowa)
- Orthodontists (Iowa)


Comparison Graph

Percent of dwp members with access to a choice of provider access points over miles

- 1st closest
- 2nd closest
- 3rd closest

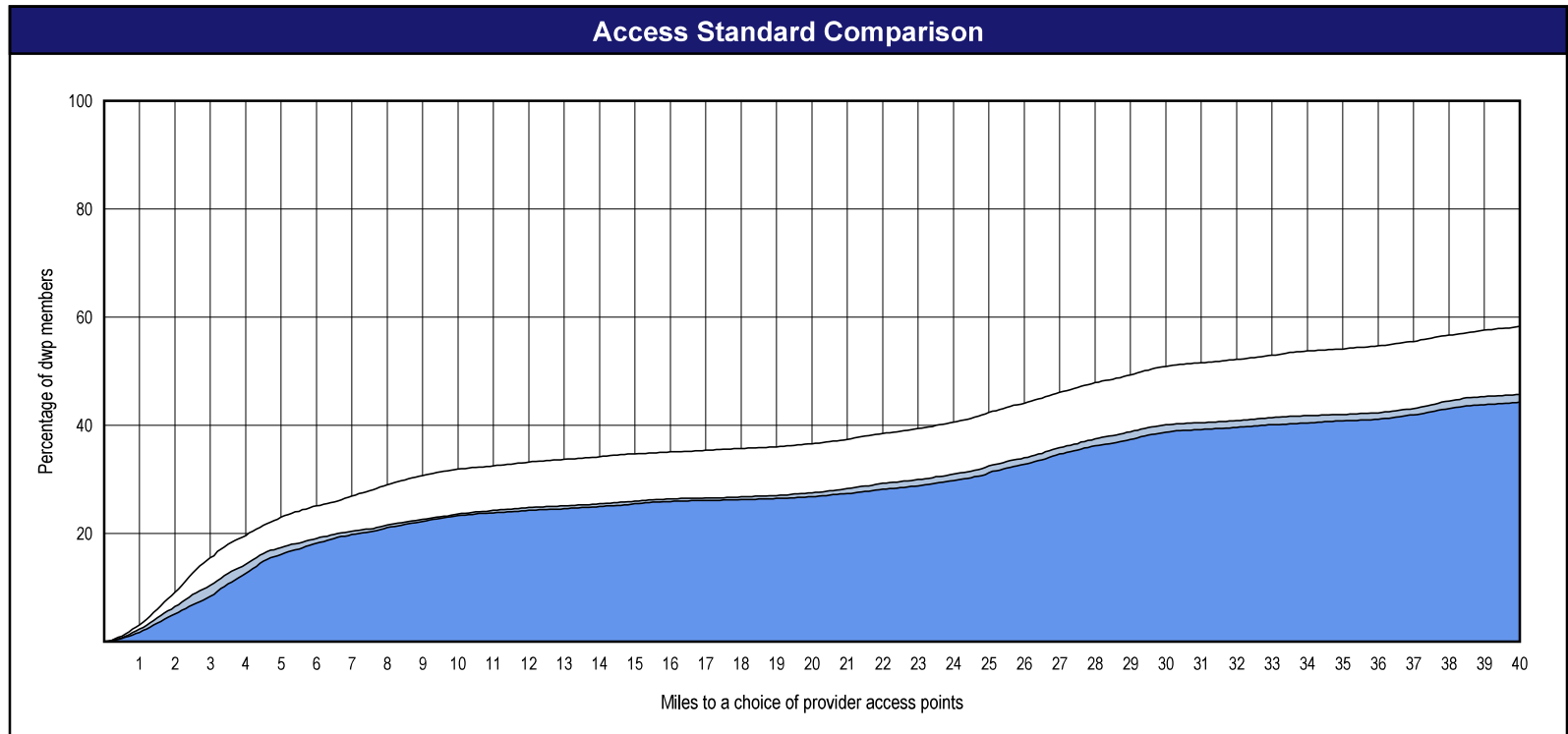
¹ The Access Standard is defined as (DWP Members (Iowa)) dwp members accessing:

1 (Orthodontists (Iowa)) provider access points in 30 miles and 30 minutes



Distances/Times

	Average
Distance/Time to 1st closest provider access points	33.0 miles 41.6 mins
Distance/Time to 2nd closest provider access points	44.8 miles 58.6 mins
Distance/Time to 3rd closest provider access points	45.6 miles 59.7 mins




Access Overview - Oral Surgeons (30 miles/30 minutes)

October 2, 2023

Access Analysis
 Oral Surgeons (30 miles/30 minutes)
 DWP Member / Provider Access Points Groups
 DWP Members (Iowa)
 Oral Surgeons (Iowa)

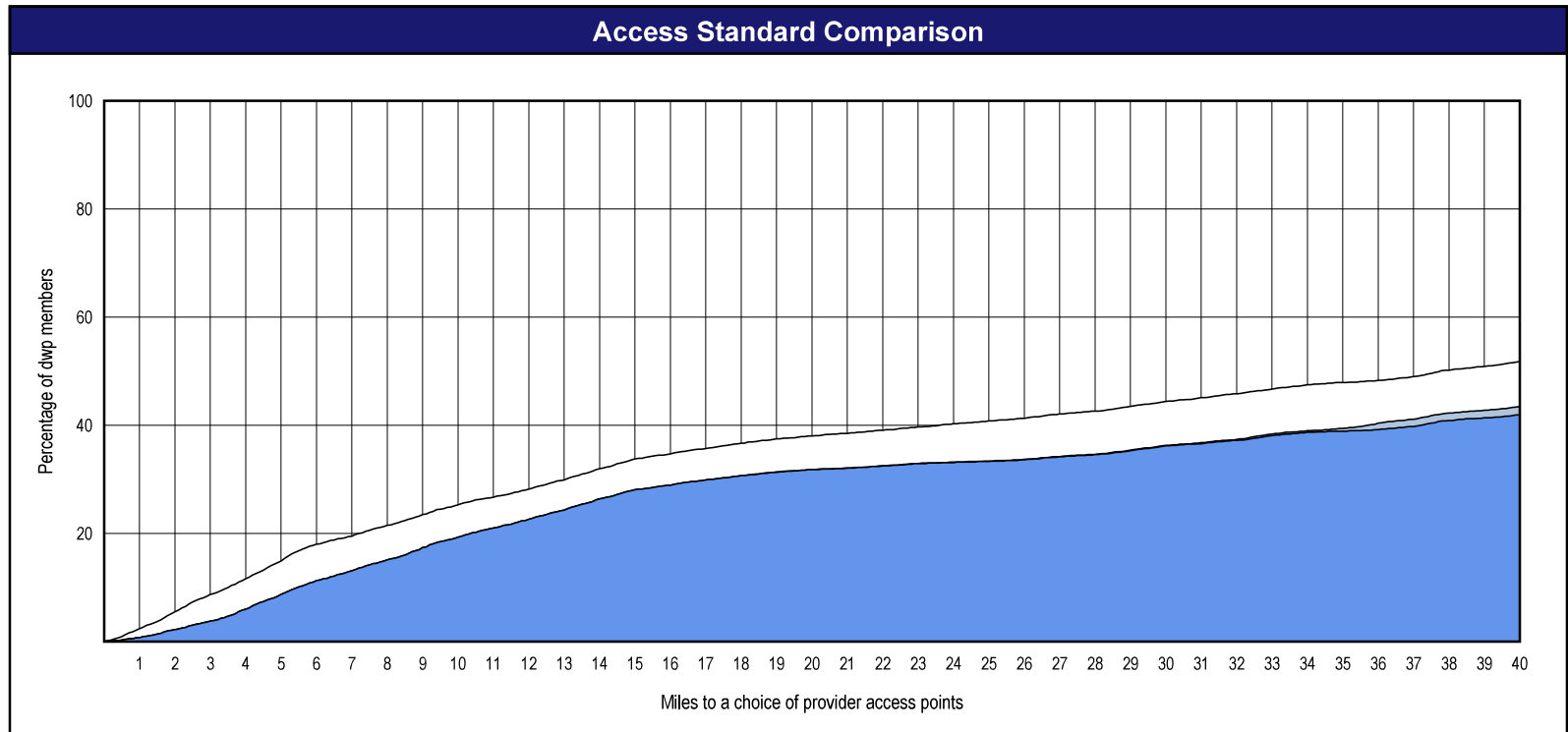
Comparison Graph
 Percent of dwp members with access to a choice of provider access points over miles
 1st closest
 2nd closest
 3rd closest

¹ The Access Standard is defined as (DWP Members (Iowa)) dwp members accessing:
 1 (Oral Surgeons (Iowa)) provider access points in 30 miles and 30 minutes



Distances/Times

	Average
Distance/Time to 1st closest provider access points	38.3 miles 46.0 mins
Distance/Time to 2nd closest provider access points	44.9 miles 53.7 mins
Distance/Time to 3rd closest provider access points	46.0 miles 55.0 mins



Access Overview - Periodontists (30 miles/30 minutes)

October 2, 2023

Access Analysis
Periodontists (30 miles/30 minutes)


DWP Member / Provider Access Points Groups
DWP Members (Iowa)
Periodontists (Iowa)

Comparison Graph
Percent of dwp members with access to a choice of provider access points over miles

- 1st closest
- 2nd closest
- 3rd closest

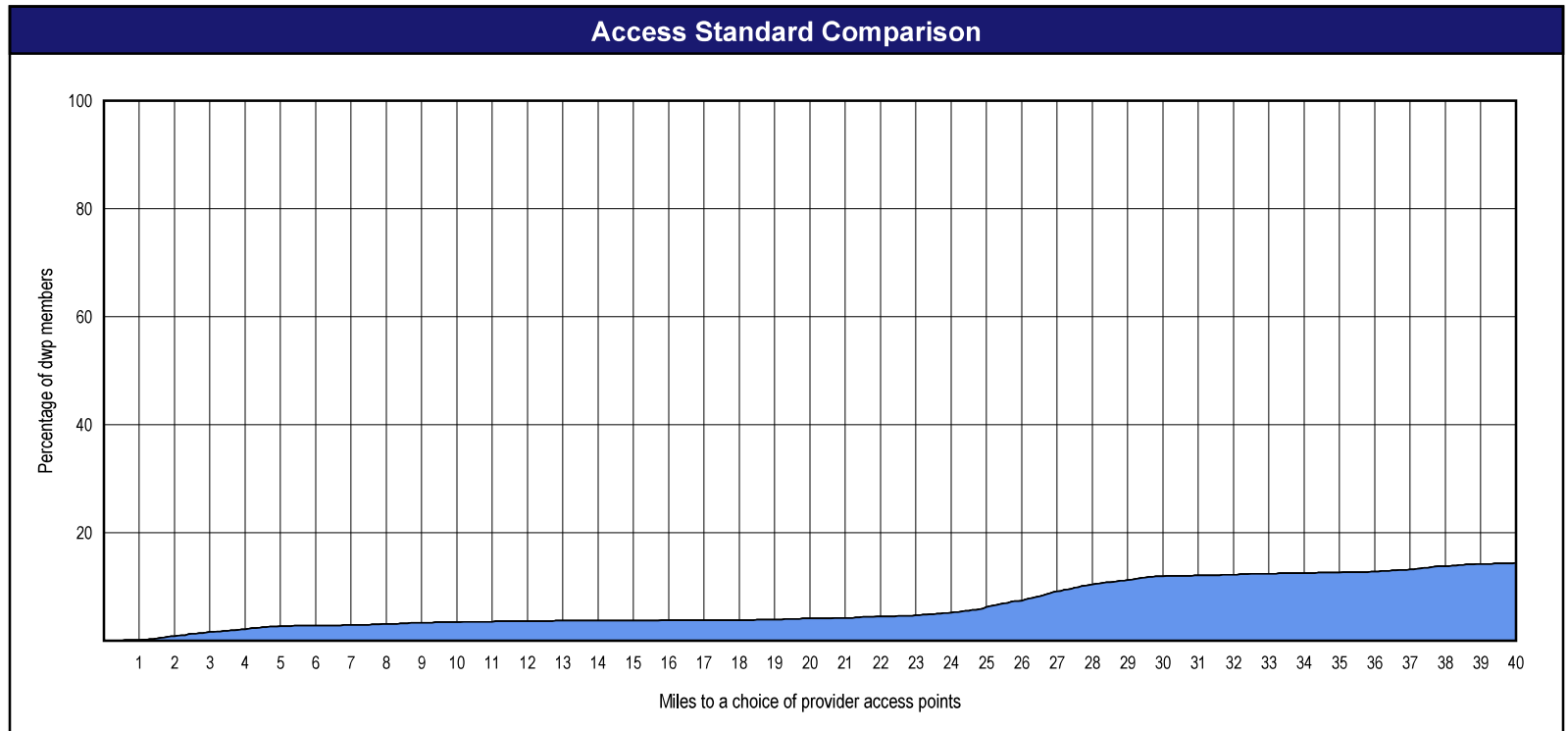
¹ The Access Standard is defined as (DWP Members (Iowa)) dwp members accessing:

1 (Periodontists (Iowa)) provider access points in 30 miles and 30 minutes



Distances/Times

	Average
Distance/Time to 1st closest provider access points	111.5 miles 168.3 mins
Distance/Time to 2nd closest provider access points	111.5 miles 168.3 mins
Distance/Time to 3rd closest provider access points	111.5 miles 168.3 mins



Access Overview - Endodontists (30 miles/30 minutes)

October 2, 2023

Access Analysis
Endodontists (30 miles/30 minutes)

DWP Member / Provider Access Points Groups

- DWP Members (Iowa)
- Endodontists (Iowa)


Comparison Graph

Percent of dwp members with access to a choice of provider access points over miles

- 1st closest
- 2nd closest
- 3rd closest

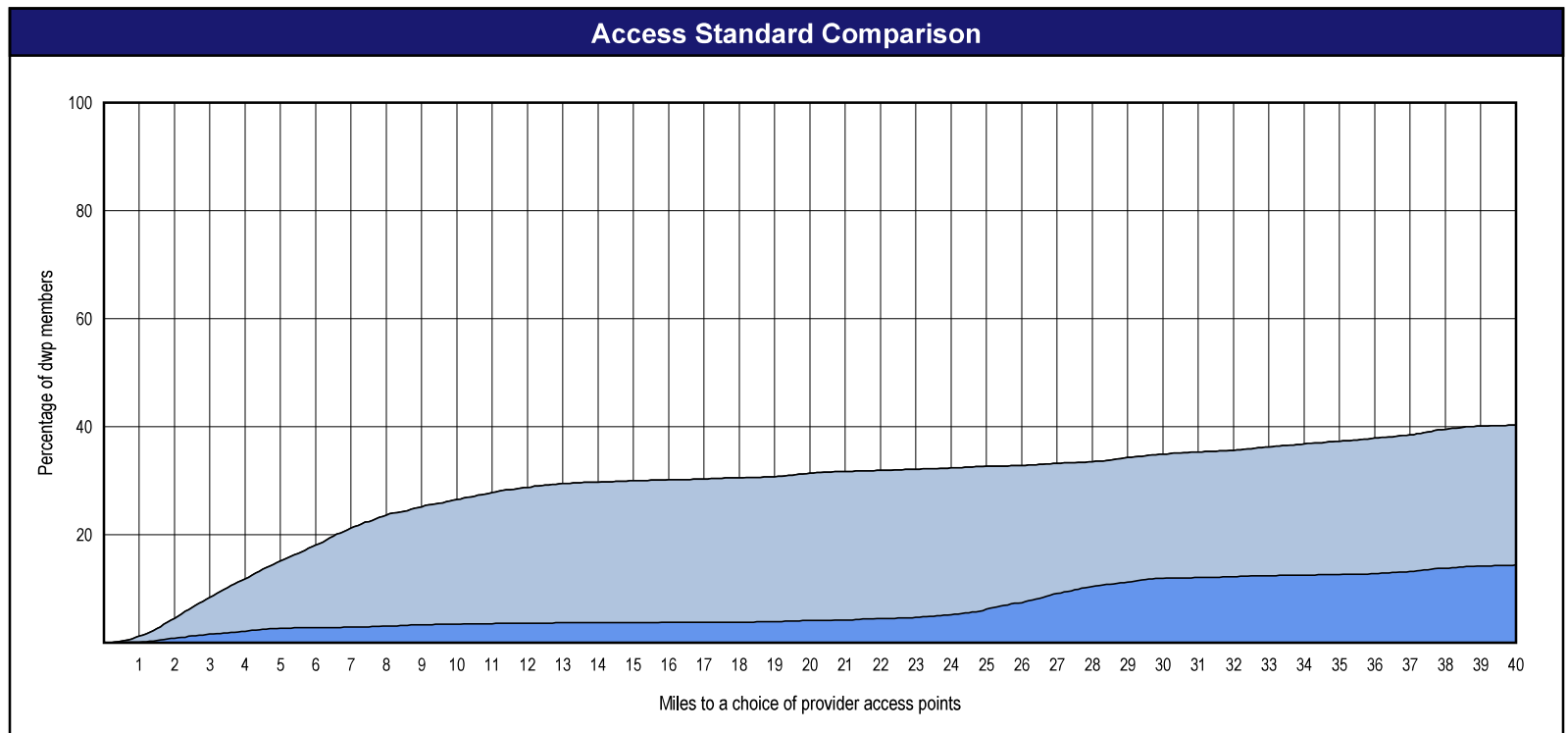
¹ The Access Standard is defined as (DWP Members (Iowa)) dwp members accessing:

1 (Endodontists (Iowa)) provider access points in 30 miles and 30 minutes



Distances/Times

	Average
Distance/Time to 1st closest provider access points	56.9 miles 81.2 mins
Distance/Time to 2nd closest provider access points	56.9 miles 81.2 mins
Distance/Time to 3rd closest provider access points	107.9 miles 142.8 mins




Access Overview - Prosthodontists (30 miles/30 minutes)

October 2, 2023

Access Analysis
 Prosthodontists (30 miles/30 minutes)
 DWP Member / Provider Access Points Groups
 DWP Members (Iowa)
 Prosthodontists (Iowa)

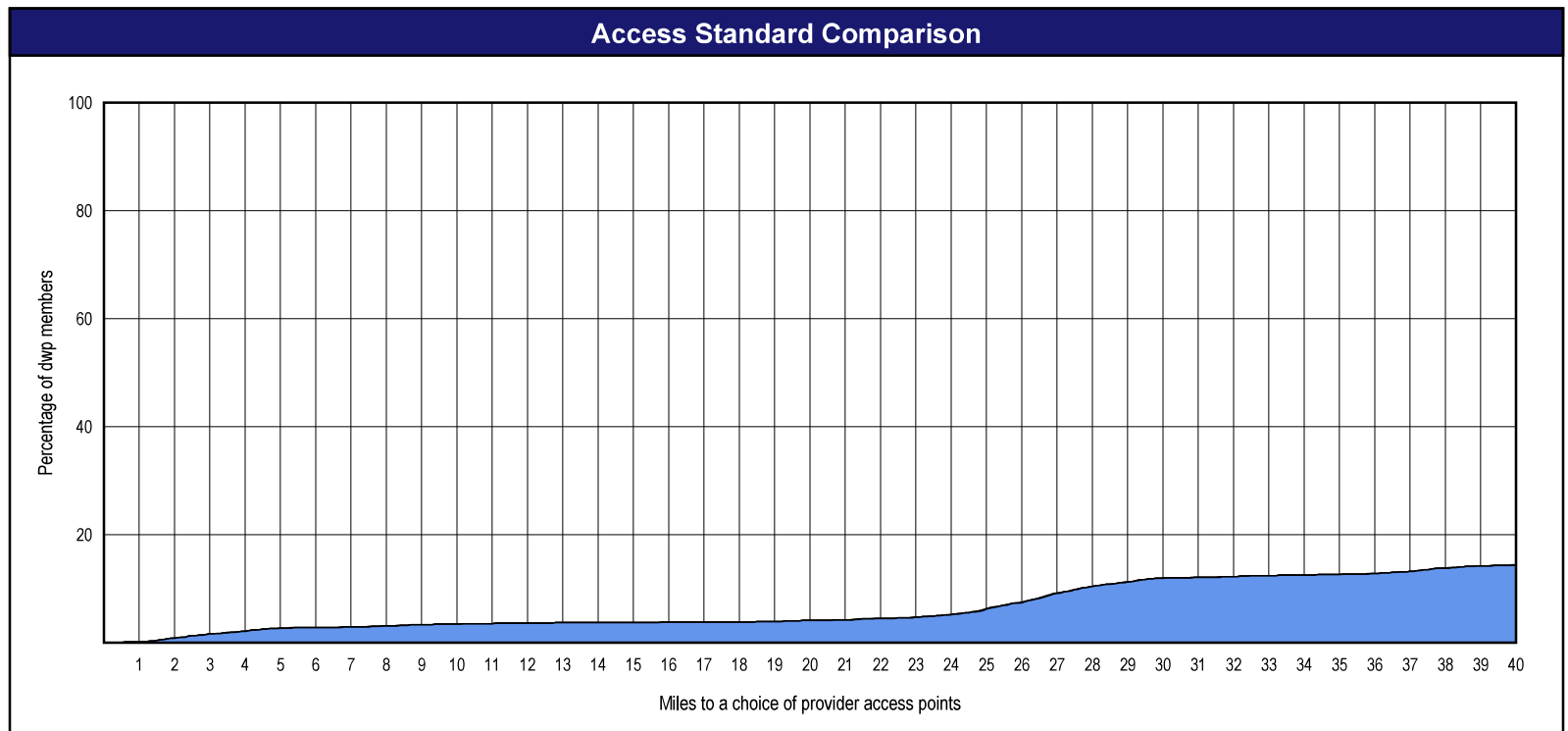
Comparison Graph
 Percent of dwp members with access to a choice of provider access points over miles
 1st closest
 2nd closest
 3rd closest

¹ The Access Standard is defined as (DWP Members (Iowa)) dwp members accessing:
 1 (Prosthodontists (Iowa)) provider access points in 30 miles and 30 minutes



Distances/Times

	Average
Distance/Time to 1st closest provider access points	111.5 miles 168.3 mins
Distance/Time to 2nd closest provider access points	111.5 miles 168.3 mins
Distance/Time to 3rd closest provider access points	111.5 miles 168.3 mins



Access Overview - Pedodontists (30 miles/30 minutes)

October 2, 2023

Access Analysis
Pedodontists (30 miles/30 minutes)

DWP Member / Provider Access Points Groups

- DWP Members (Iowa)
- Pedodontists (Iowa)

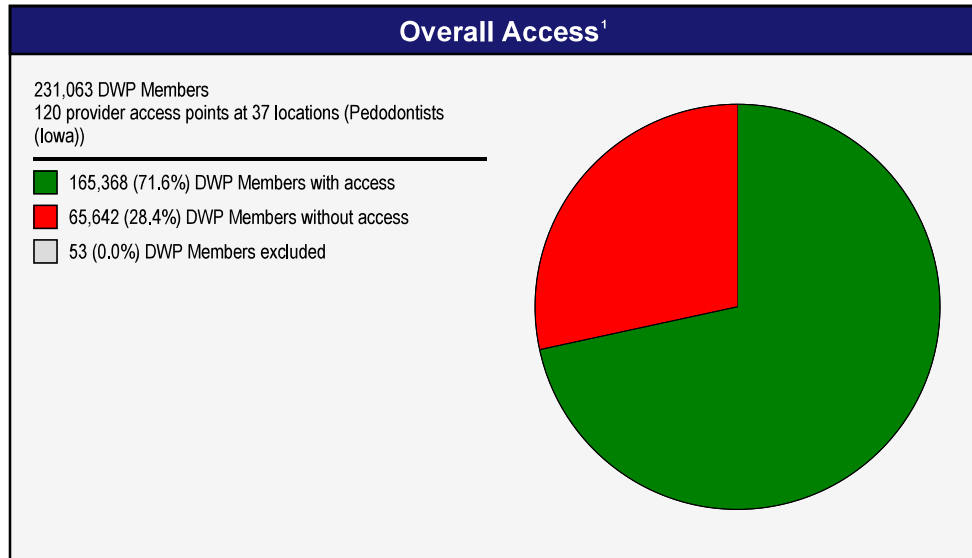
Comparison Graph

Percent of dwp members with access to a choice of provider access points over miles

- 1st closest
- 2nd closest
- 3rd closest

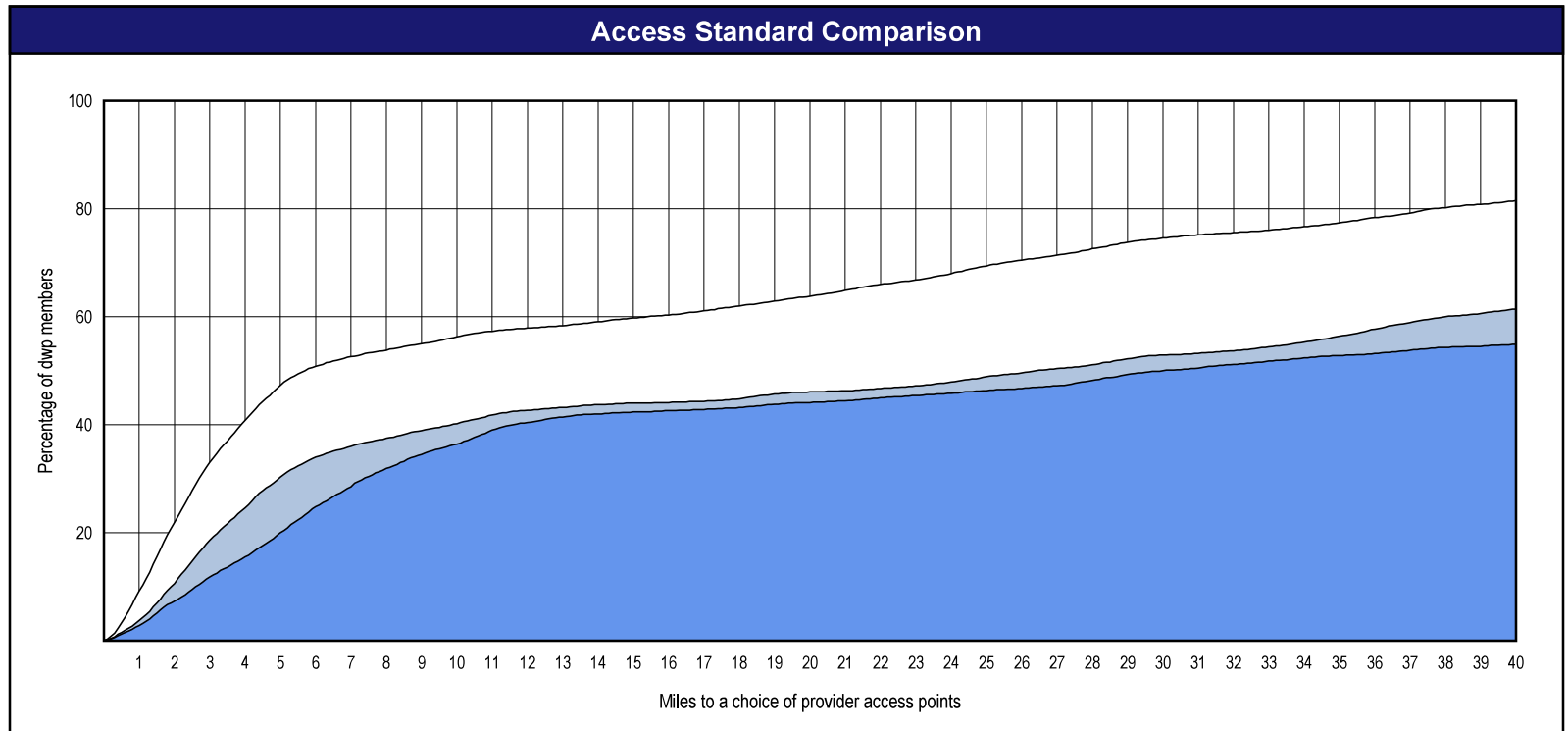
¹ The Access Standard is defined as (DWP Members (Iowa)) dwp members accessing:

1 (Pedodontists (Iowa)) provider access points in 30 miles and 30 minutes



Distances/Times

	Average
Distance/Time to 1st closest provider access points	17.9 miles 20.2 mins
Distance/Time to 2nd closest provider access points	33.0 miles 37.9 mins
Distance/Time to 3rd closest provider access points	37.4 miles 43.5 mins




Access Overview - All Dentists (60 miles/60 minutes)

October 2, 2023

Access Analysis
 All Dentists (60 miles/60 minutes)
 DWP Member / Provider Access Points Groups
 DWP Members (Iowa)
 All Dentists (Iowa)

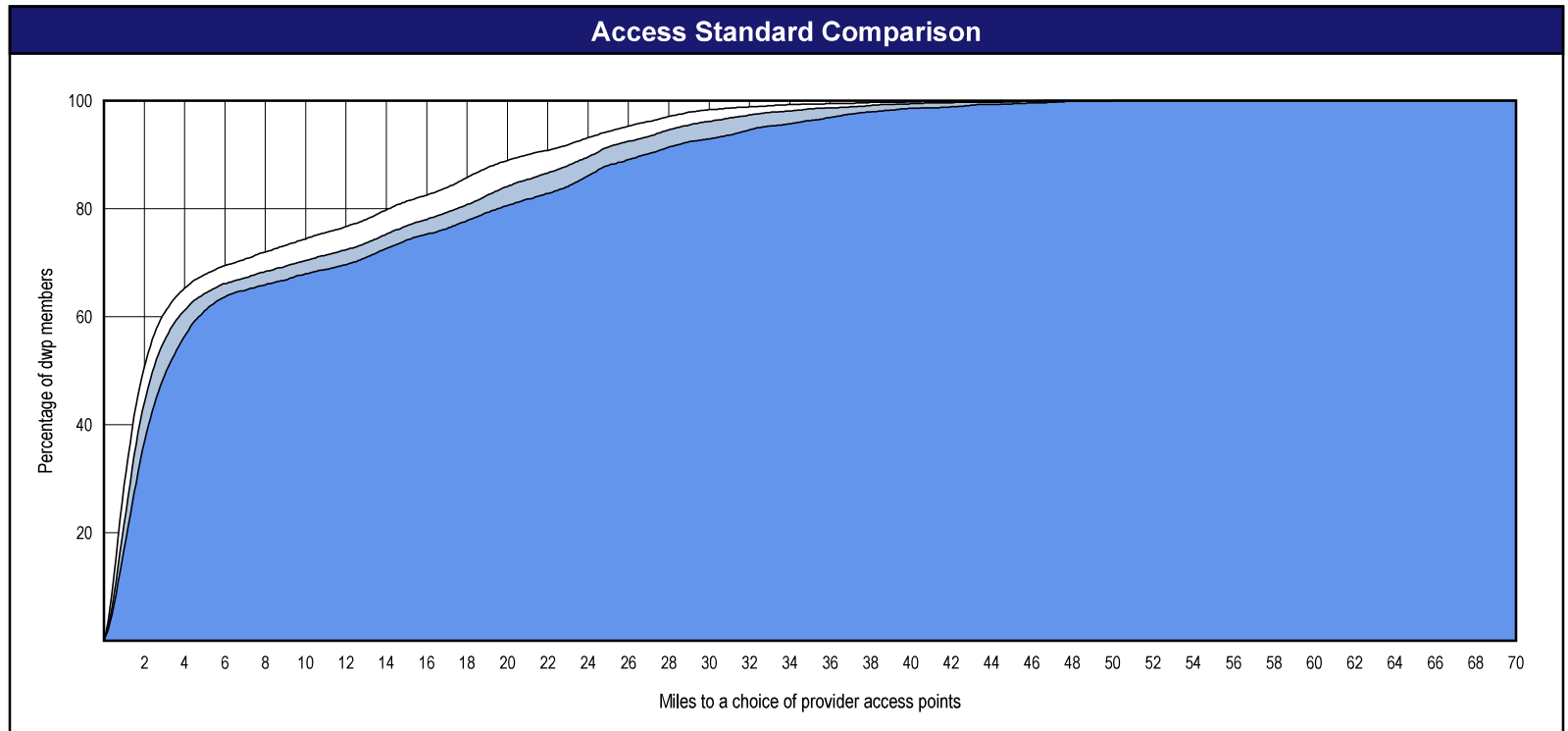
Comparison Graph
 Percent of dwp members with access to a choice of provider access points over miles
 1st closest
 2nd closest
 3rd closest

¹ The Access Standard is defined as (DWP Members (Iowa)) dwp members accessing:
 1 (All Dentists (Iowa)) provider access points in 60 miles and 60 minutes



Distances/Times

	Average
Distance/Time to 1st closest provider access points	6.6 miles 7.4 mins
Distance/Time to 2nd closest provider access points	8.0 miles 8.9 mins
Distance/Time to 3rd closest provider access points	9.2 miles 10.3 mins



Access Overview - General Dentists (60 miles/60 minutes)


October 2, 2023

Access Analysis
 General Dentists (60 miles/60 minutes)
 DWP Member / Provider Access Points Groups
 DWP Members (Iowa)
 General Dentists (Iowa)

Comparison Graph
 Percent of dwp members with access to a choice of provider access points over miles

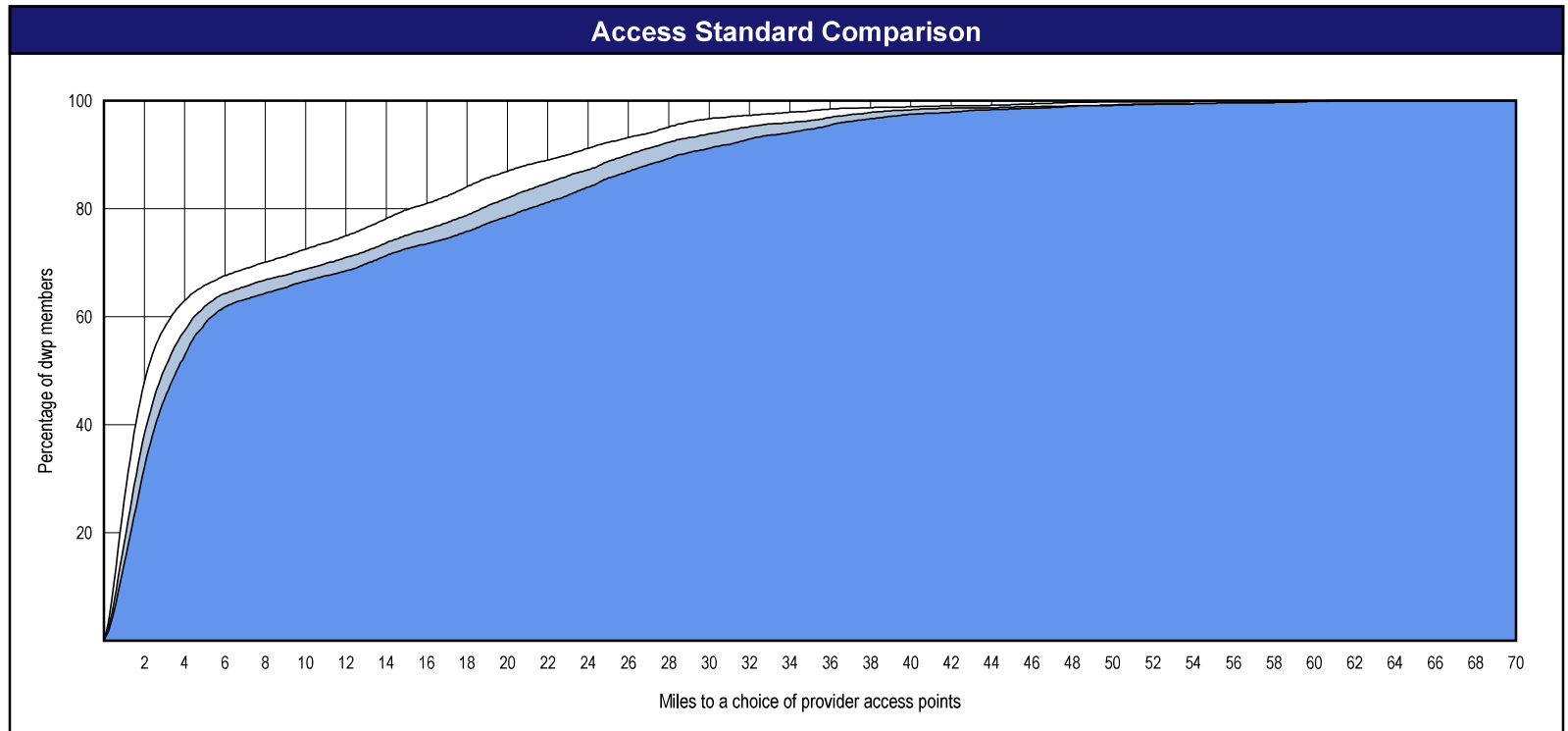
- 1st closest
- 2nd closest
- 3rd closest

¹ The Access Standard is defined as (DWP Members (Iowa)) dwp members accessing:
 1 (General Dentists (Iowa)) provider access points in 60 miles and 60 minutes



Distances/Times

	Average
Distance/Time to 1st closest provider access points	7.4 miles 8.3 mins
Distance/Time to 2nd closest provider access points	9.0 miles 10.0 mins
Distance/Time to 3rd closest provider access points	10.1 miles 11.4 mins



Access Overview - Primary Care Dentist (60 miles/60 minutes)

October 2, 2023


Access Analysis
Primary Care Dentist (60 miles/60 minutes)

DWP Member / Provider Access Points Groups
DWP Members (Iowa)
Primary Care Dentist (Iowa)

Comparison Graph
Percent of dwp members with access to a choice of provider access points over miles

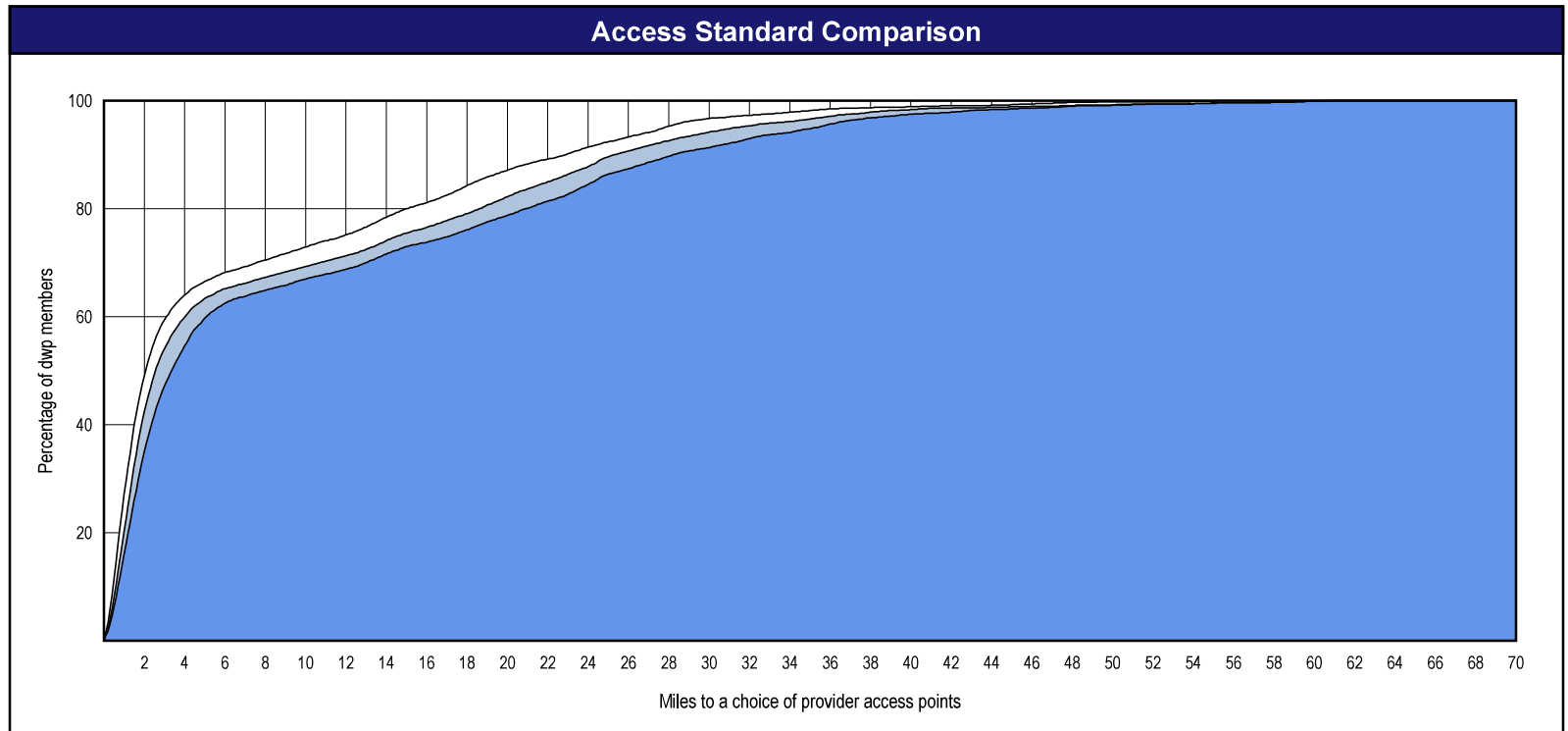
- 1st closest
- 2nd closest
- 3rd closest

¹ The Access Standard is defined as (DWP Members (Iowa)) dwp members accessing:
1 (Primary Care Dentist (Iowa)) provider access points in 60 miles and 60 minutes



Distances/Times

	Average
Distance/Time to 1st closest provider access points	7.3 miles 8.1 mins
Distance/Time to 2nd closest provider access points	8.7 miles 9.7 mins
Distance/Time to 3rd closest provider access points	9.9 miles 11.1 mins



Access Overview - Orthodontists (60 miles/60 minutes)

October 2, 2023

Access Analysis
Orthodontists (60 miles/60 minutes)

DWP Member / Provider Access Points Groups

- DWP Members (Iowa)
- Orthodontists (Iowa)

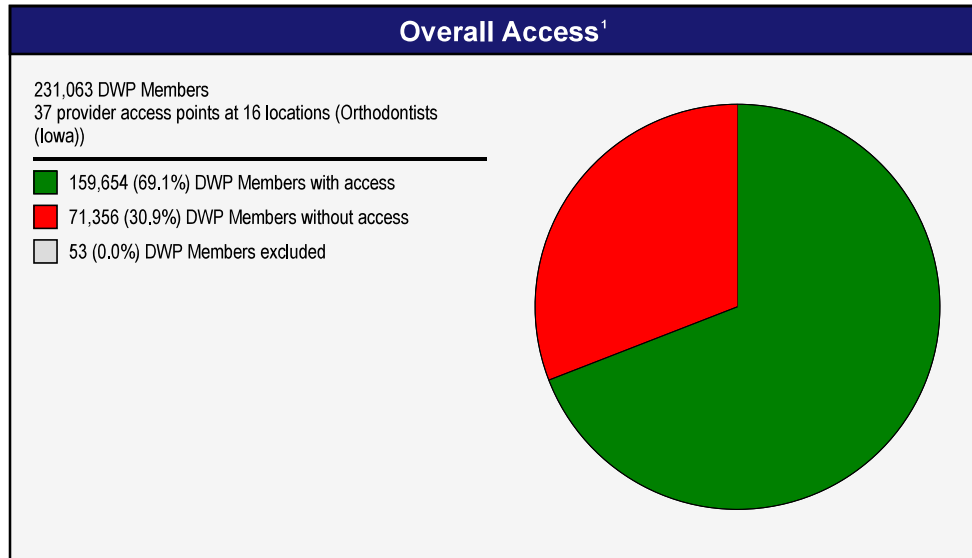
Comparison Graph

Percent of dwp members with access to a choice of provider access points over miles

- 1st closest
- 2nd closest
- 3rd closest

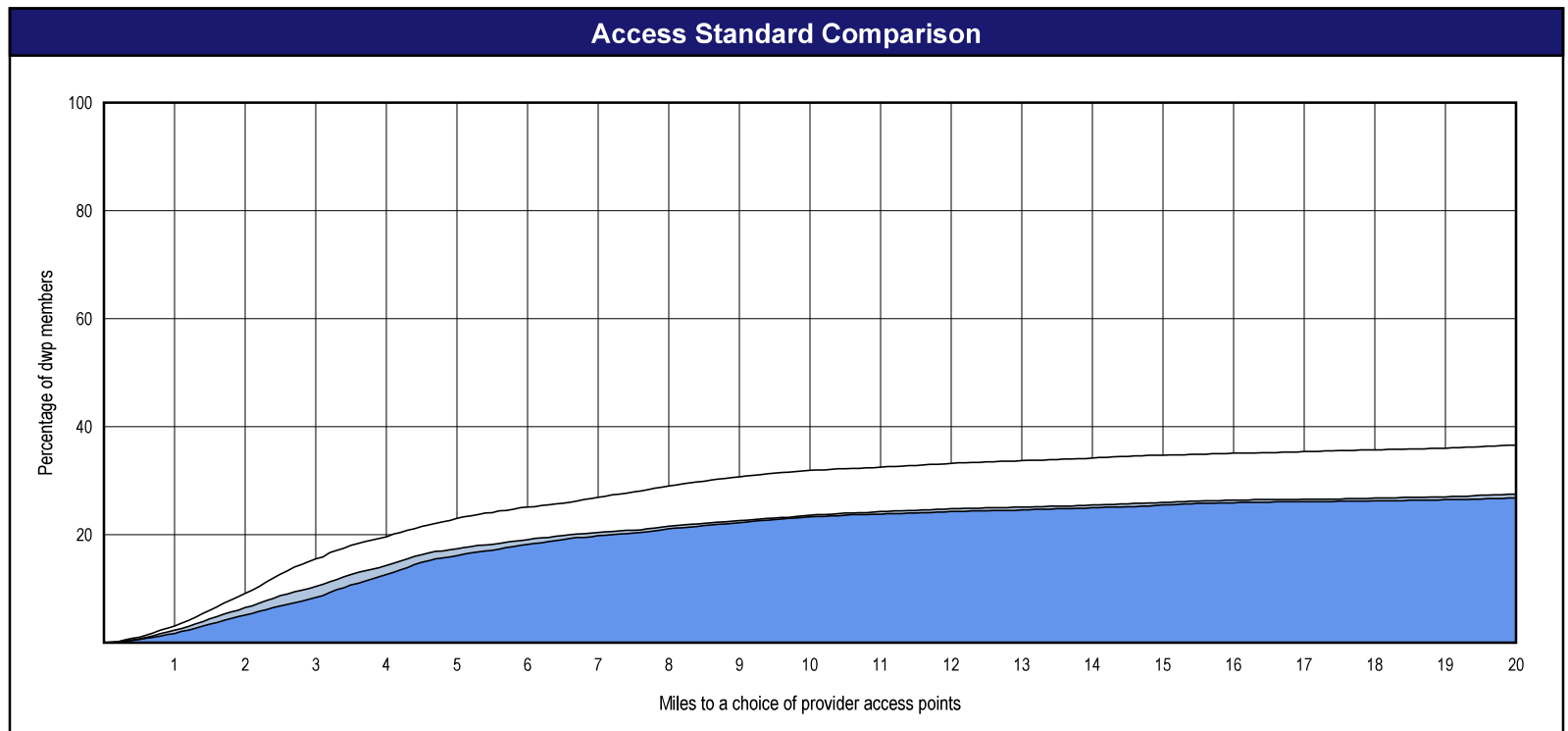
¹ The Access Standard is defined as (DWP Members (Iowa)) dwp members accessing:

1 (Orthodontists (Iowa)) provider access points in 60 miles and 60 minutes



Distances/Times

	Average
Distance/Time to 1st closest provider access points	33.0 miles 41.6 mins
Distance/Time to 2nd closest provider access points	44.8 miles 58.6 mins
Distance/Time to 3rd closest provider access points	45.6 miles 59.7 mins




Access Overview - Oral Surgeons (60 miles/60 minutes)

October 2, 2023

Access Analysis
 Oral Surgeons (60 miles/60 minutes)
 DWP Member / Provider Access Points Groups
 DWP Members (Iowa)
 Oral Surgeons (Iowa)

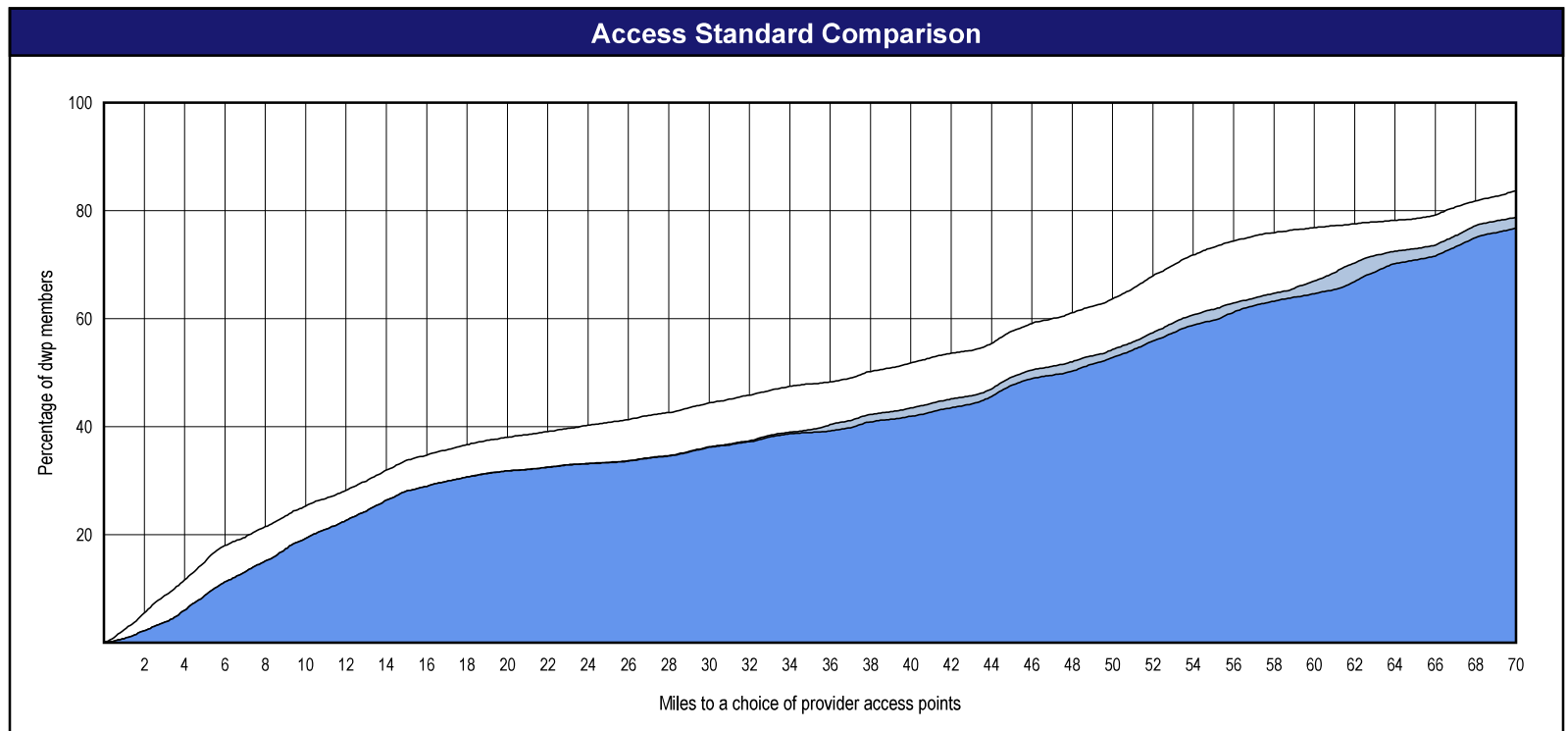
Comparison Graph
 Percent of dwp members with access to a choice of provider access points over miles
 1st closest
 2nd closest
 3rd closest

¹ The Access Standard is defined as (DWP Members (Iowa)) dwp members accessing:
 1 (Oral Surgeons (Iowa)) provider access points in 60 miles and 60 minutes



Distances/Times

	Average
Distance/Time to 1st closest provider access points	38.3 miles 46.0 mins
Distance/Time to 2nd closest provider access points	44.9 miles 53.7 mins
Distance/Time to 3rd closest provider access points	46.0 miles 55.0 mins



Access Overview - Endodontists (60 miles/60 minutes)

October 2, 2023

Access Analysis
Endodontists (60 miles/60 minutes)

DWP Member / Provider Access Points
Groups

- DWP Members (Iowa)
- Endodontists (Iowa)


Comparison Graph

Percent of dwp members with access to a choice of provider access points over miles

- 1st closest
- 2nd closest
- 3rd closest

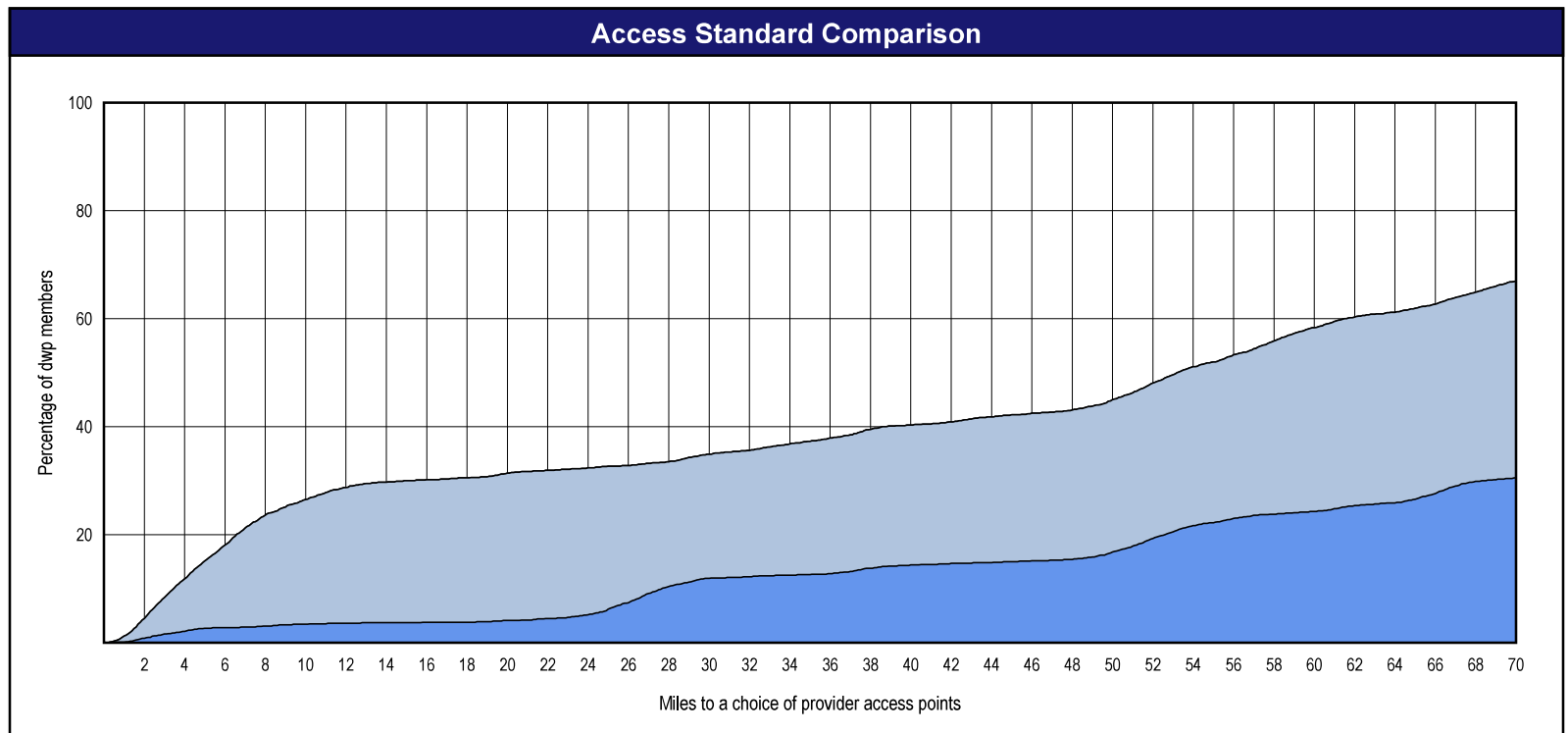
¹ The Access Standard is defined as (DWP Members (Iowa)) dwp members accessing:

1 (Endodontists (Iowa)) provider access points in 60 miles and 60 minutes



Distances/Times

	Average
Distance/Time to 1st closest provider access points	56.9 miles 81.2 mins
Distance/Time to 2nd closest provider access points	56.9 miles 81.2 mins
Distance/Time to 3rd closest provider access points	107.9 miles 142.8 mins




Access Overview - Prosthodontists (60 miles/60 minutes)

October 2, 2023

Access Analysis
 Prosthodontists (60 miles/60 minutes)
 DWP Member / Provider Access Points Groups
 DWP Members (Iowa)
 Prosthodontists (Iowa)

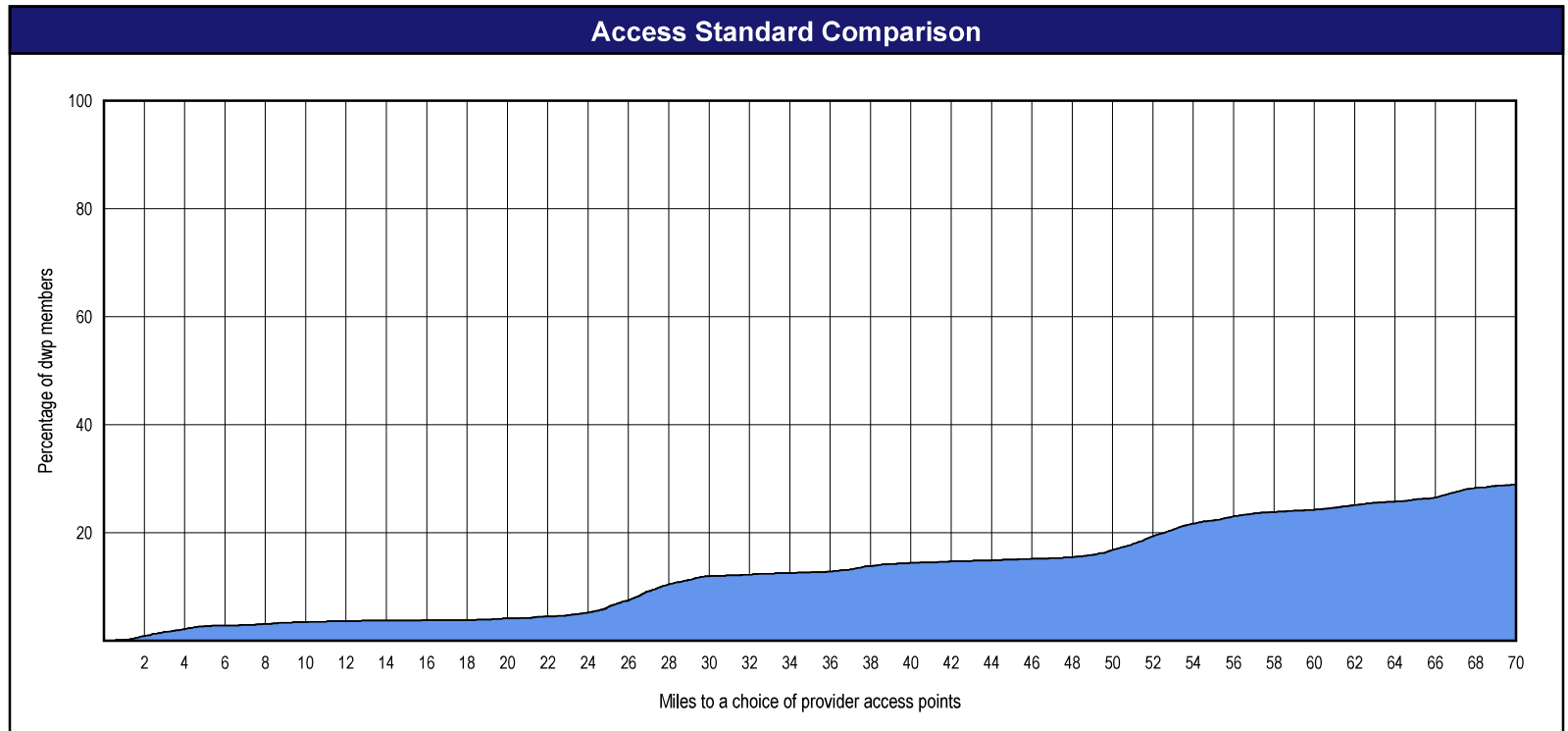
Comparison Graph
 Percent of dwp members with access to a choice of provider access points over miles
 1st closest
 2nd closest
 3rd closest

¹ The Access Standard is defined as (DWP Members (Iowa)) dwp members accessing:
 1 (Prosthodontists (Iowa)) provider access points in 60 miles and 60 minutes



Distances/Times

	Average
Distance/Time to 1st closest provider access points	111.5 miles 168.3 mins
Distance/Time to 2nd closest provider access points	111.5 miles 168.3 mins
Distance/Time to 3rd closest provider access points	111.5 miles 168.3 mins



Access Overview - Periodontists (60 miles/60 minutes)

October 2, 2023

Access Analysis
Periodontists (60 miles/60 minutes)

DWP Member / Provider Access Points Groups

- DWP Members (Iowa)
- Periodontists (Iowa)


Comparison Graph

Percent of dwp members with access to a choice of provider access points over miles

- 1st closest
- 2nd closest
- 3rd closest

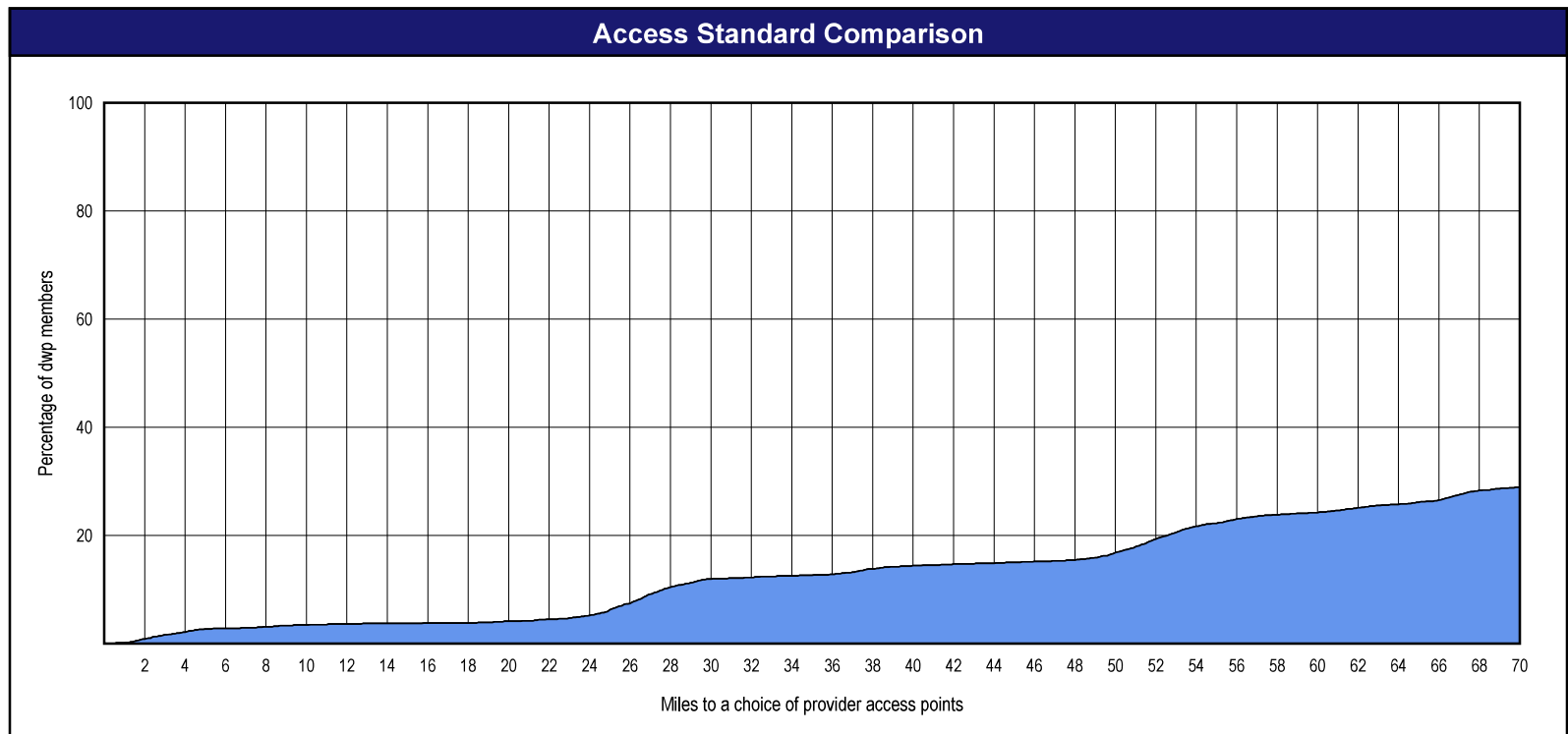
¹ The Access Standard is defined as (DWP Members (Iowa)) dwp members accessing:

1 (Periodontists (Iowa)) provider access points in 60 miles and 60 minutes



Distances/Times

	Average
Distance/Time to 1st closest provider access points	111.5 miles 168.3 mins
Distance/Time to 2nd closest provider access points	111.5 miles 168.3 mins
Distance/Time to 3rd closest provider access points	111.5 miles 168.3 mins



Access Overview - Pedontists (60 miles/60 minutes)

October 2, 2023

Access Analysis
Pedodontists (60 miles/60 minutes)

DWP Member / Provider Access Points Groups

- DWP Members (Iowa)
- Pedodontists (Iowa)

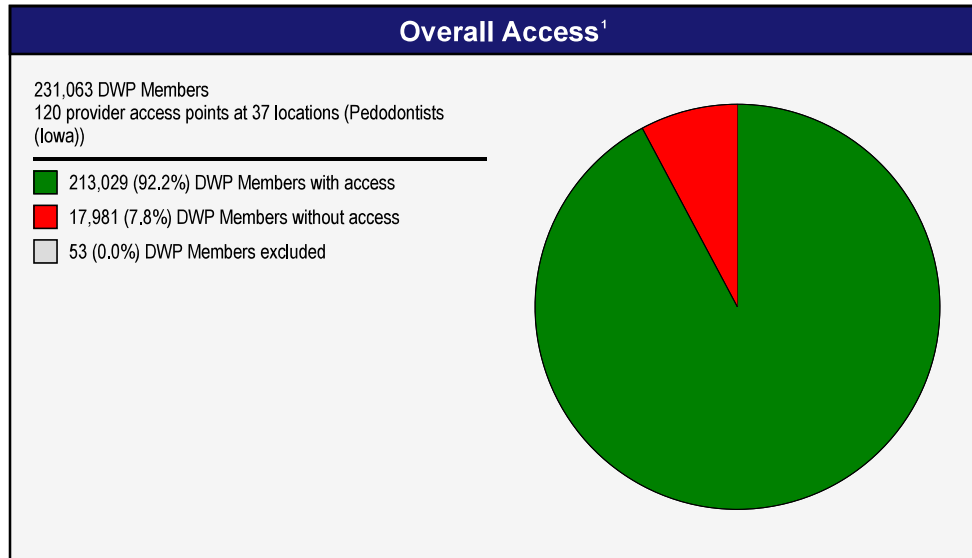
Comparison Graph

Percent of dwp members with access to a choice of provider access points over miles

- 1st closest
- 2nd closest
- 3rd closest

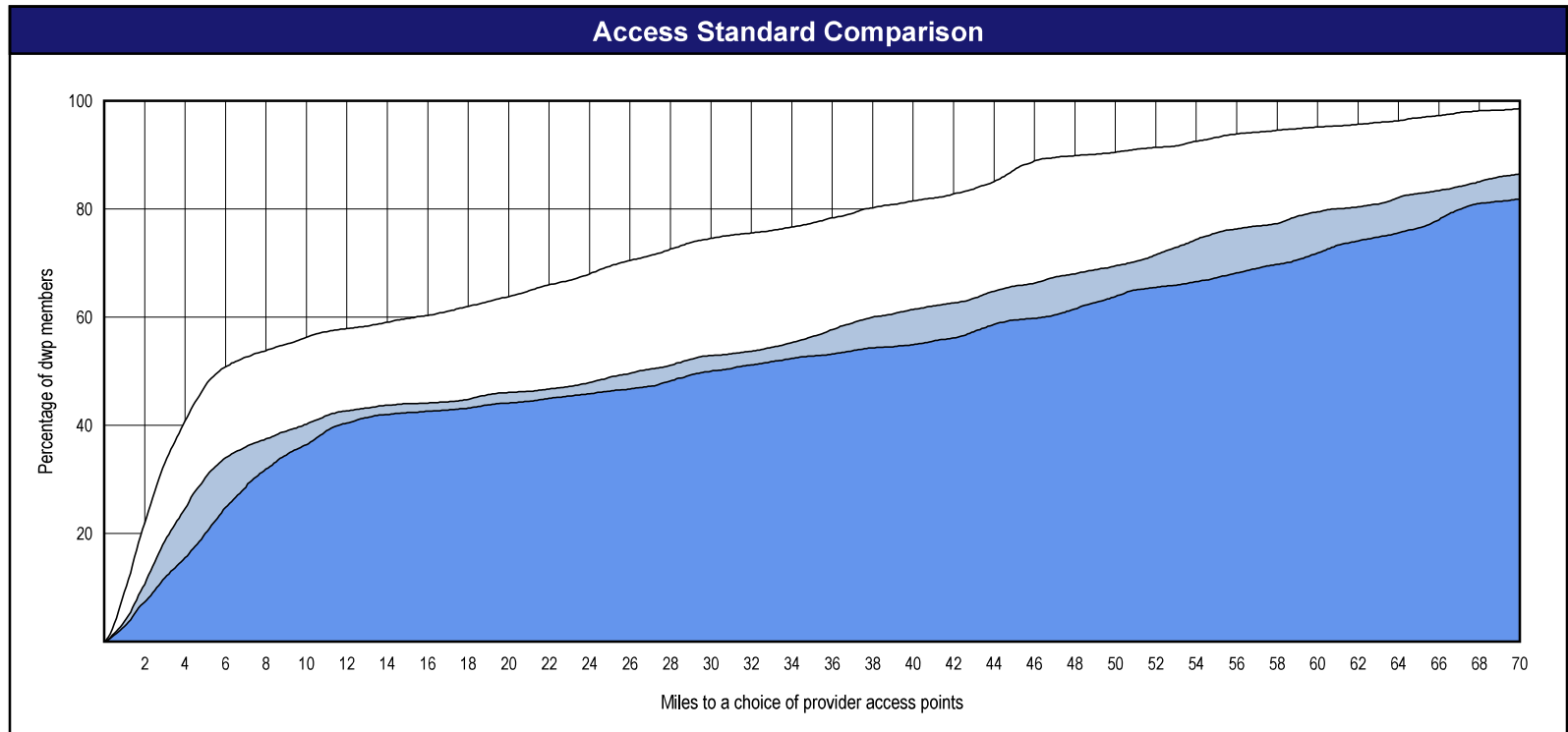
¹ The Access Standard is defined as (DWP Members (Iowa)) dwp members accessing:

1 (Pedodontists (Iowa)) provider access points in 60 miles and 60 minutes



Distances/Times

	Average
Distance/Time to 1st closest provider access points	17.9 miles 20.2 mins
Distance/Time to 2nd closest provider access points	33.0 miles 37.9 mins
Distance/Time to 3rd closest provider access points	37.4 miles 43.5 mins




Access Overview - All Dentists (90 miles/90 minutes)

October 2, 2023

Access Analysis
 All Dentists (90 miles/90 minutes)
 DWP Member / Provider Access Points Groups
 DWP Members (Iowa)
 All Dentists (Iowa)

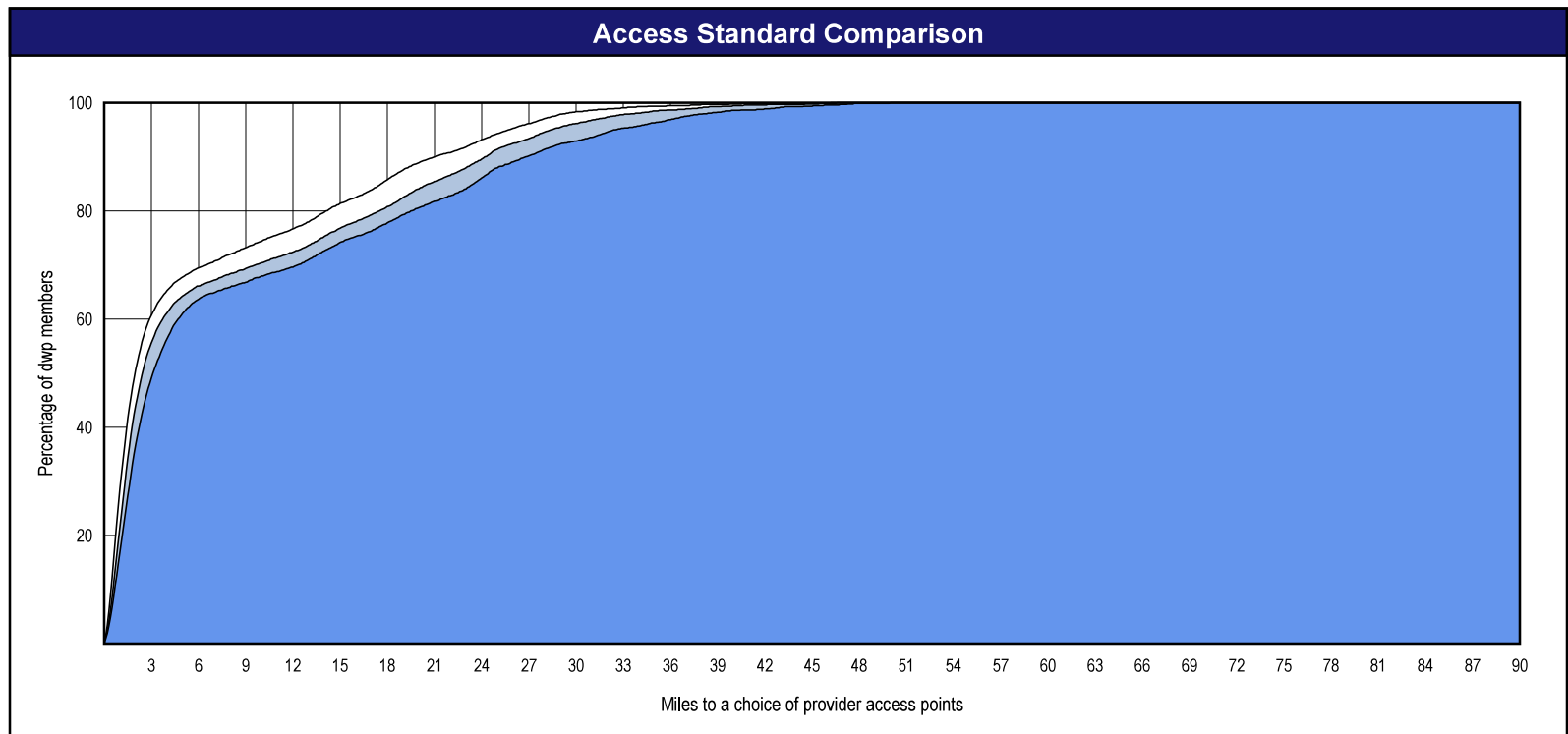
Comparison Graph
 Percent of dwp members with access to a choice of provider access points over miles
 1st closest
 2nd closest
 3rd closest

¹ The Access Standard is defined as (DWP Members (Iowa)) dwp members accessing:
 1 (All Dentists (Iowa)) provider access points in 90 miles and 90 minutes



Distances/Times

	Average
Distance/Time to 1st closest provider access points	6.6 miles 7.4 mins
Distance/Time to 2nd closest provider access points	8.0 miles 8.9 mins
Distance/Time to 3rd closest provider access points	9.2 miles 10.3 mins




Access Overview - General Dentists (90 miles/90 minutes)

October 2, 2023

Access Analysis
 General Dentists (90 miles/90 minutes)
 DWP Member / Provider Access Points Groups
 DWP Members (Iowa)
 General Dentists (Iowa)

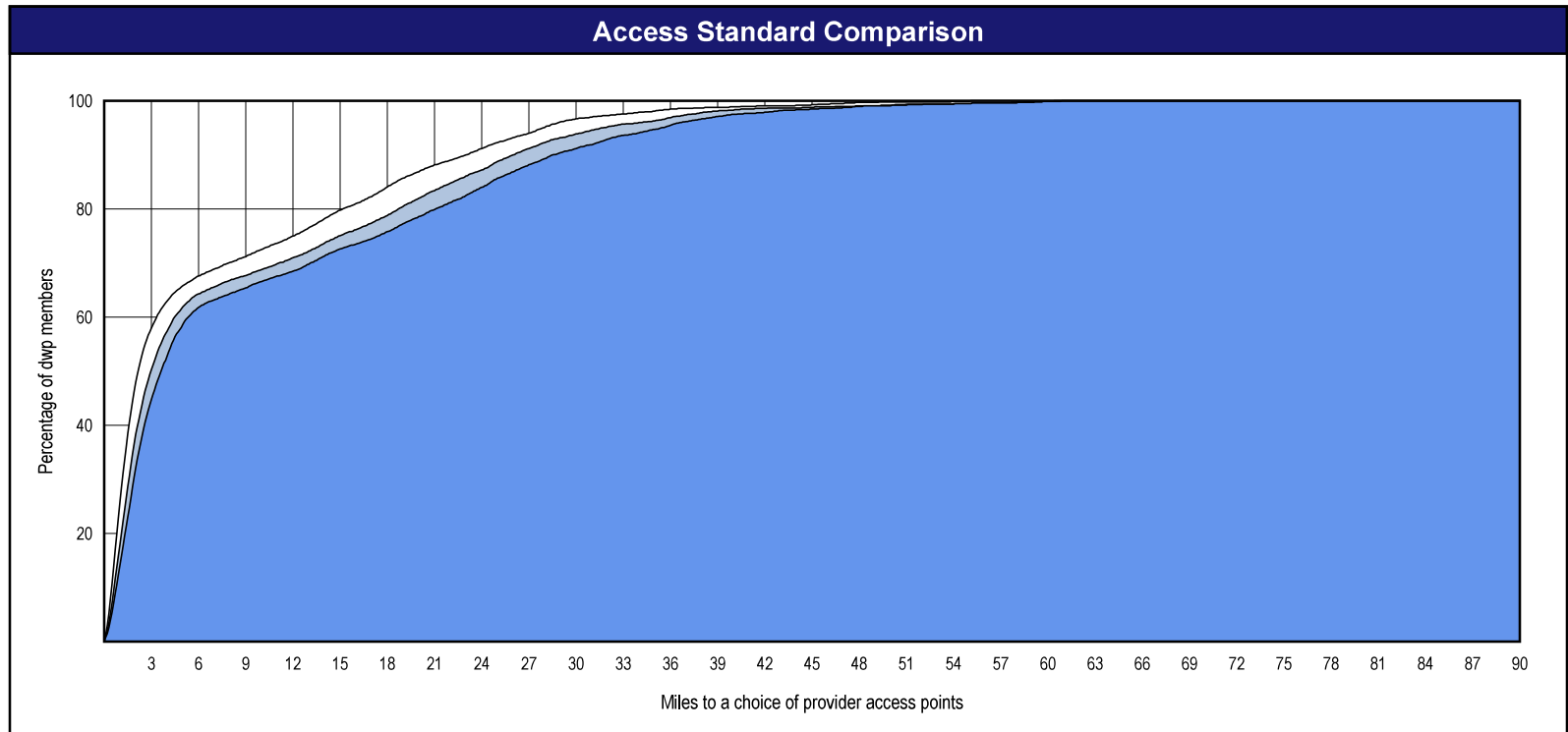
Comparison Graph
 Percent of dwp members with access to a choice of provider access points over miles
 1st closest
 2nd closest
 3rd closest

¹ The Access Standard is defined as (DWP Members (Iowa)) dwp members accessing:
 1 (General Dentists (Iowa)) provider access points in 90 miles and 90 minutes



Distances/Times

	Average
Distance/Time to 1st closest provider access points	7.4 miles 8.3 mins
Distance/Time to 2nd closest provider access points	9.0 miles 10.0 mins
Distance/Time to 3rd closest provider access points	10.1 miles 11.4 mins



Access Overview - Primary Care Dentist (90 miles/90 minutes)

October 2, 2023

Access Analysis

Primary Care Dentist (90 miles/90 minutes)

DWP Member / Provider Access Points Groups

- DWP Members (Iowa)
- Primary Care Dentist (Iowa)


Comparison Graph

Percent of dwp members with access to a choice of provider access points over miles

- 1st closest
- 2nd closest
- 3rd closest

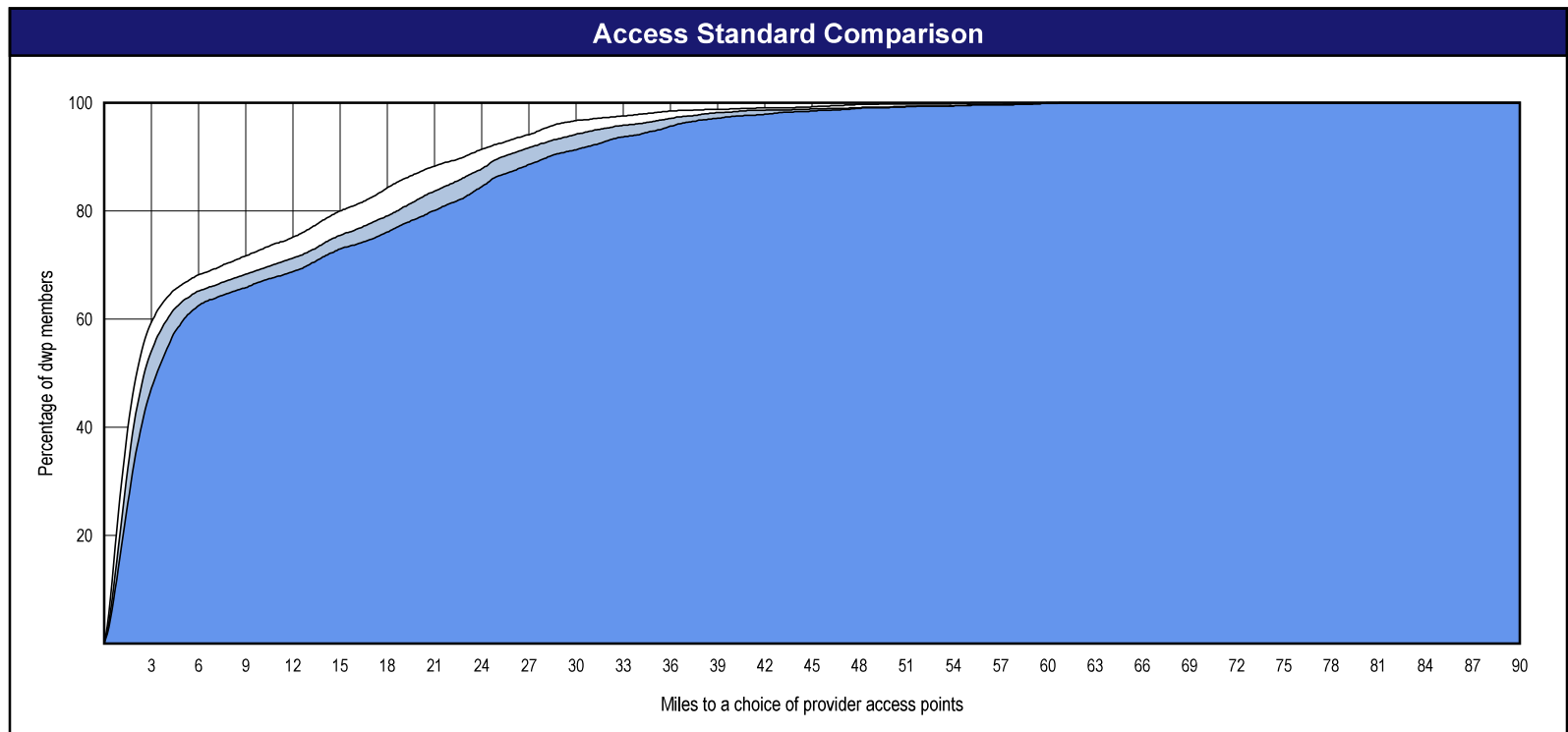
¹ The Access Standard is defined as (DWP Members (Iowa)) dwp members accessing:

1 (Primary Care Dentist (Iowa)) provider access points in 90 miles and 90 minutes



Distances/Times

	Average
Distance/Time to 1st closest provider access points	7.3 miles 8.1 mins
Distance/Time to 2nd closest provider access points	8.7 miles 9.7 mins
Distance/Time to 3rd closest provider access points	9.9 miles 11.1 mins



Access Overview - Orthodontists (90 miles/90 minutes)

October 2, 2023

Access Analysis
Orthodontists (90 miles/90 minutes)

DWP Member / Provider Access Points Groups

- DWP Members (Iowa)
- Orthodontists (Iowa)

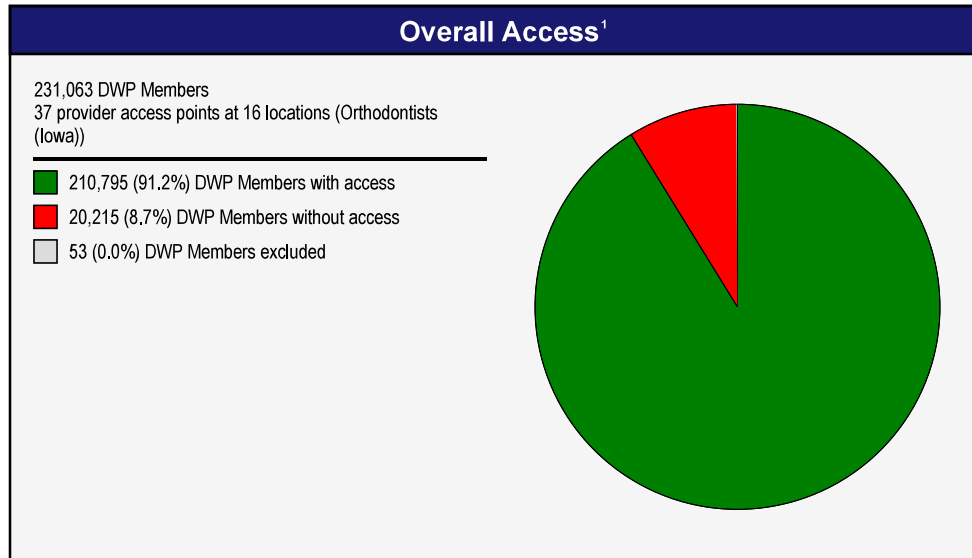
Comparison Graph

Percent of dwp members with access to a choice of provider access points over miles

- 1st closest
- 2nd closest
- 3rd closest

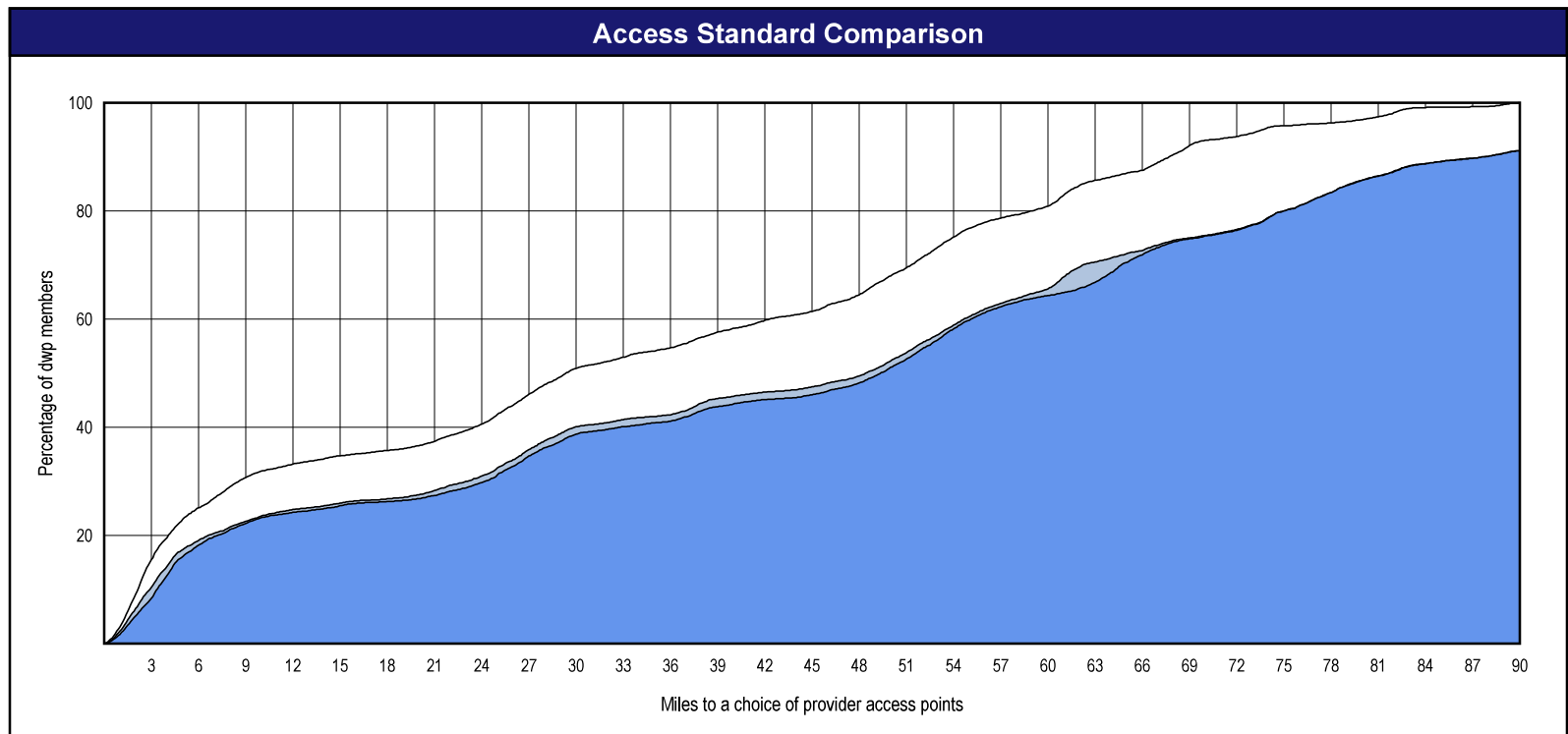
¹ The Access Standard is defined as (DWP Members (Iowa)) dwp members accessing:

1 (Orthodontists (Iowa)) provider access points in 90 miles and 90 minutes



Distances/Times

	Average
Distance/Time to 1st closest provider access points	33.0 miles 41.6 mins
Distance/Time to 2nd closest provider access points	44.8 miles 58.6 mins
Distance/Time to 3rd closest provider access points	45.6 miles 59.7 mins



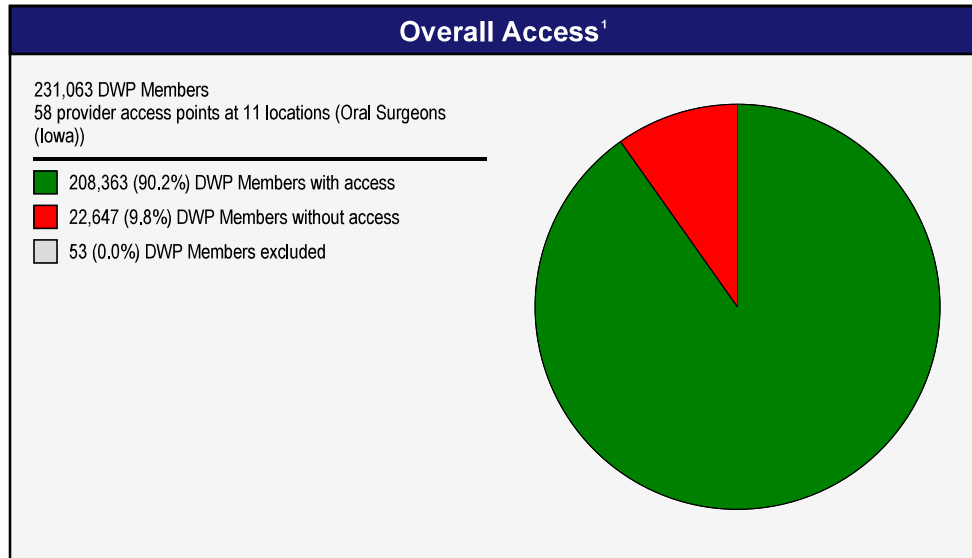
Access Overview - Oral Surgeons (90 miles/90 minutes)

October 2, 2023

Access Analysis
 Oral Surgeons (90 miles/90 minutes)
 DWP Member / Provider Access Points Groups
 DWP Members (Iowa)
 Oral Surgeons (Iowa)

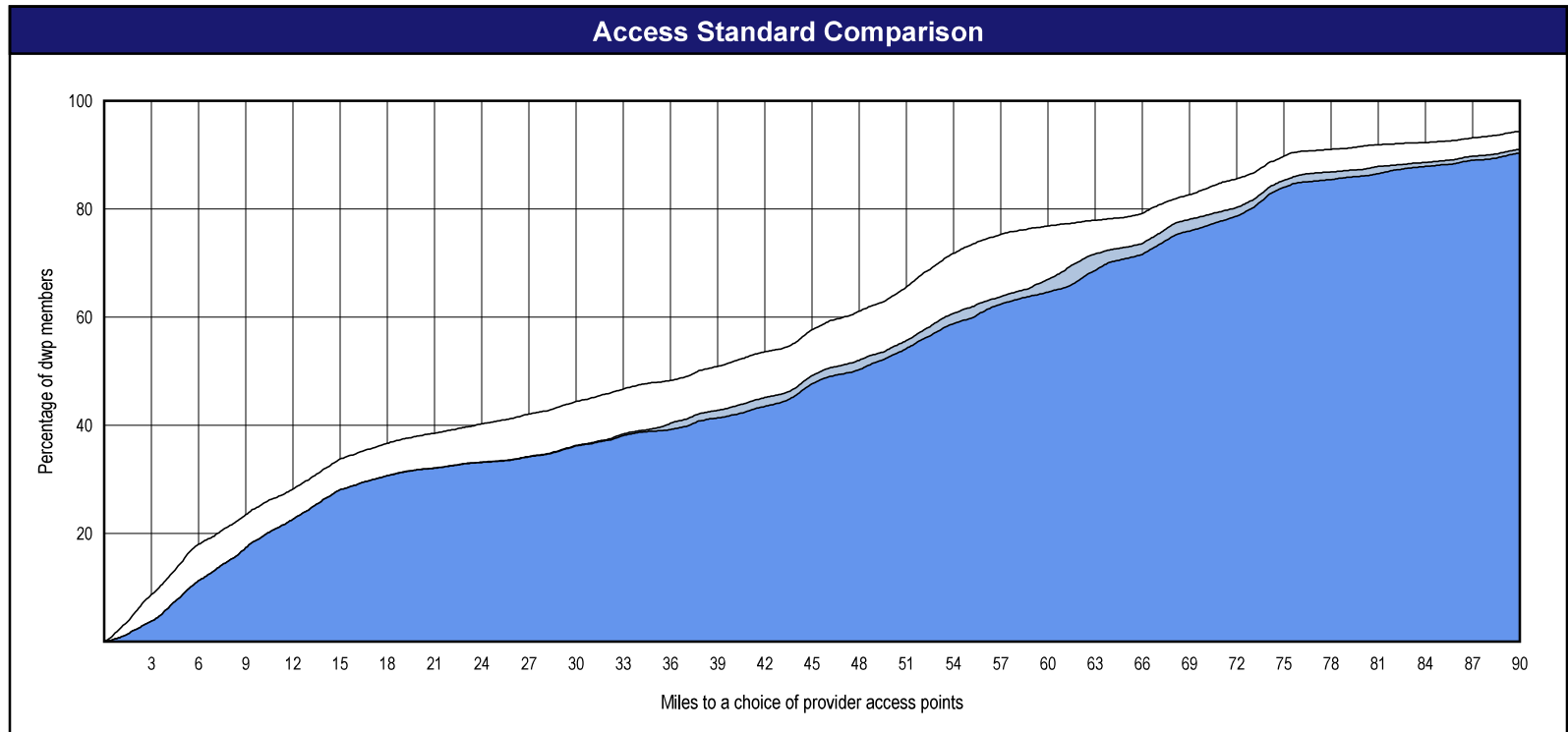
Comparison Graph
 Percent of dwp members with access to a choice of provider access points over miles
 1st closest
 2nd closest
 3rd closest

¹ The Access Standard is defined as (DWP Members (Iowa)) dwp members accessing:
 1 (Oral Surgeons (Iowa)) provider access points in 90 miles and 90 minutes



Distances/Times

	Average
Distance/Time to 1st closest provider access points	38.3 miles 46.0 mins
Distance/Time to 2nd closest provider access points	44.9 miles 53.7 mins
Distance/Time to 3rd closest provider access points	46.0 miles 55.0 mins



Access Overview - Endodontists (90 miles/90 minutes)

October 2, 2023

Access Analysis
Endodontists (90 miles/90 minutes)

DWP Member / Provider Access Points Groups

- DWP Members (Iowa)
- Endodontists (Iowa)


Comparison Graph

Percent of dwp members with access to a choice of provider access points over miles

- 1st closest
- 2nd closest
- 3rd closest

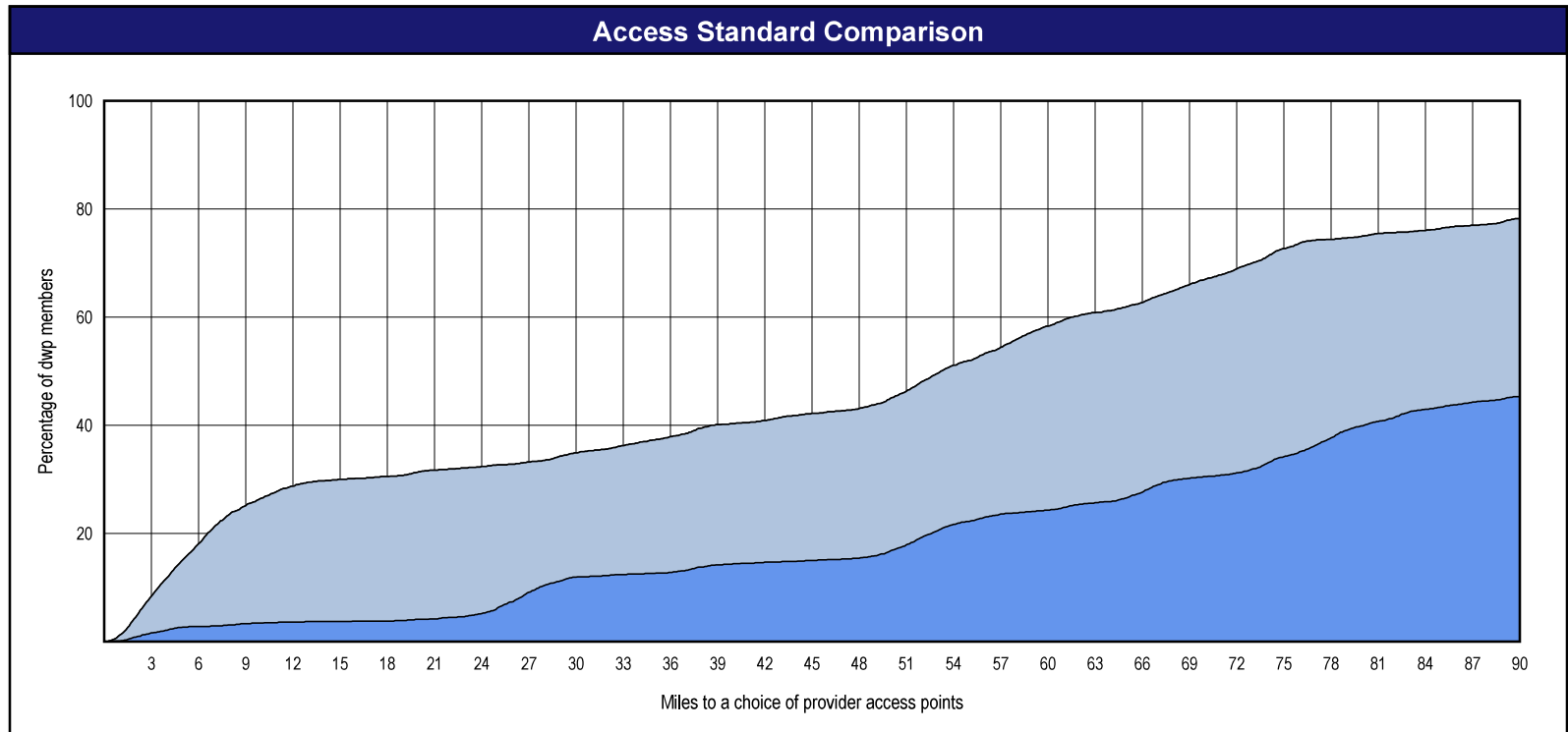
¹ The Access Standard is defined as (DWP Members (Iowa)) dwp members accessing:

1 (Endodontists (Iowa)) provider access points in 90 miles and 90 minutes



Distances/Times

	Average
Distance/Time to 1st closest provider access points	56.9 miles 81.2 mins
Distance/Time to 2nd closest provider access points	56.9 miles 81.2 mins
Distance/Time to 3rd closest provider access points	107.9 miles 142.8 mins




Access Overview - Prosthodontists (90 miles/90 minutes)

October 2, 2023

Access Analysis
 Prosthodontists (90 miles/90 minutes)
 DWP Member / Provider Access Points Groups
 DWP Members (Iowa)
 Prosthodontists (Iowa)

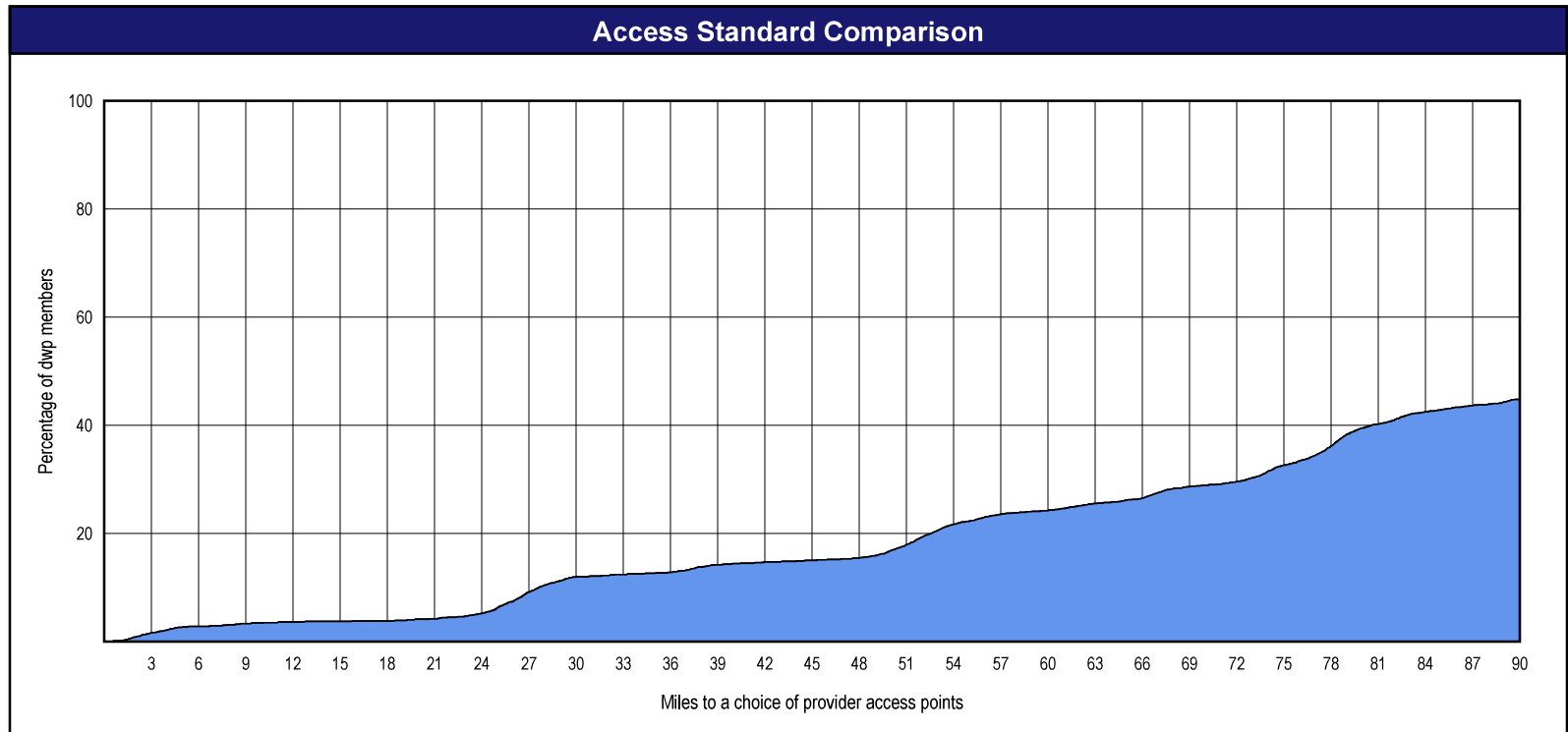
Comparison Graph
 Percent of dwp members with access to a choice of provider access points over miles
 1st closest
 2nd closest
 3rd closest

¹ The Access Standard is defined as (DWP Members (Iowa)) dwp members accessing:
 1 (Prosthodontists (Iowa)) provider access points in 90 miles and 90 minutes



Distances/Times

	Average
Distance/Time to 1st closest provider access points	111.5 miles 168.3 mins
Distance/Time to 2nd closest provider access points	111.5 miles 168.3 mins
Distance/Time to 3rd closest provider access points	111.5 miles 168.3 mins



Access Overview - Periodontists (90 miles/90 minutes)

October 2, 2023

Access Analysis
Periodontists (90 miles/90 minutes)

DWP Member / Provider Access Points
Groups

- DWP Members (Iowa)
- Periodontists (Iowa)


Comparison Graph

Percent of dwp members with access to a choice of provider access points over miles

- 1st closest
- 2nd closest
- 3rd closest

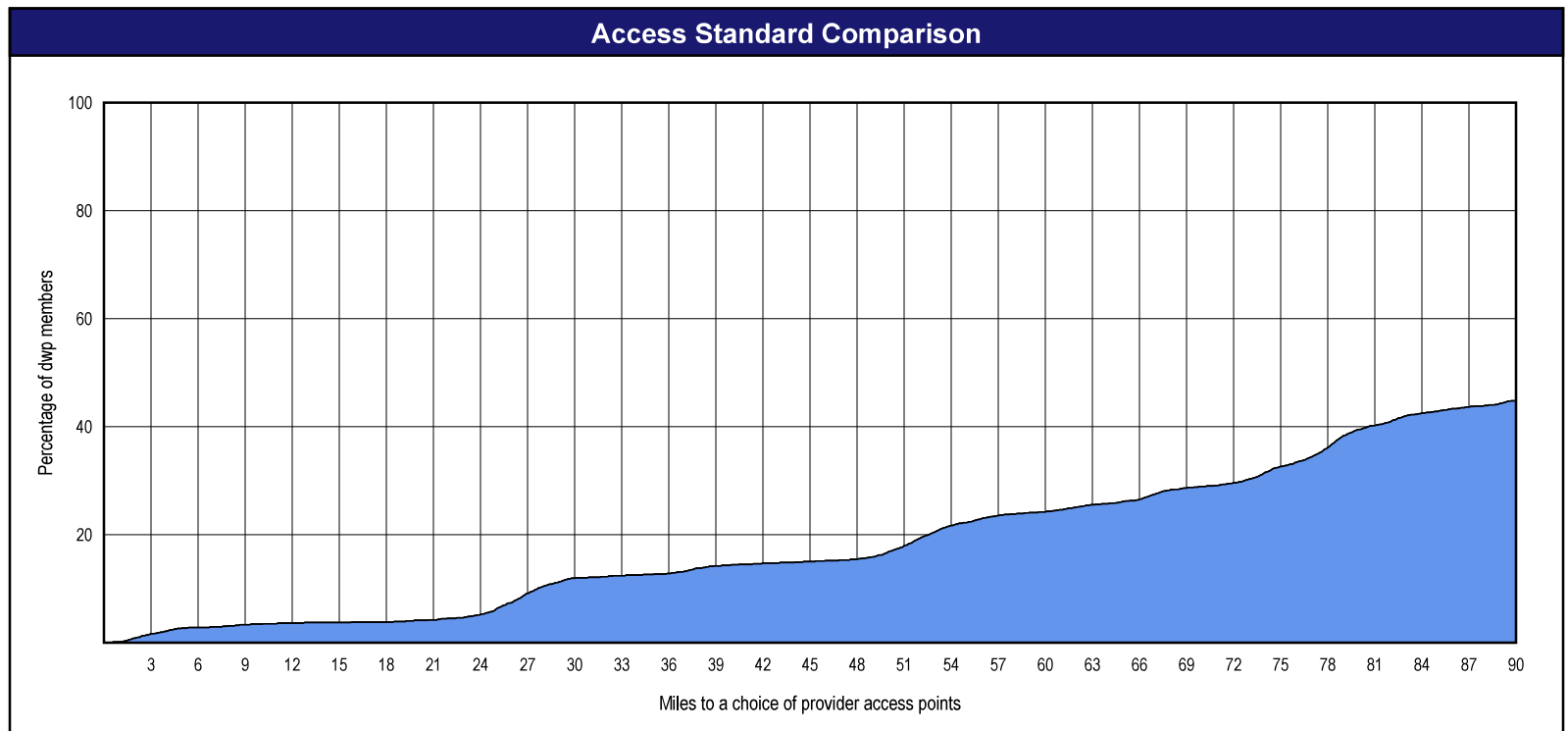
¹ The Access Standard is defined as (DWP Members (Iowa)) dwp members accessing:

1 (Periodontists (Iowa)) provider access points in 90 miles and 90 minutes



Distances/Times

	Average
Distance/Time to 1st closest provider access points	111.5 miles 168.3 mins
Distance/Time to 2nd closest provider access points	111.5 miles 168.3 mins
Distance/Time to 3rd closest provider access points	111.5 miles 168.3 mins



Access Overview - Pedodontists (90 miles/90 minutes)

October 2, 2023

Access Analysis
 Periodontists (90 miles/90 minutes)

DWP Member / Provider Access Points
 Groups

- DWP Members (Iowa)
- Periodontists (Iowa)


Comparison Graph

Percent of dwp members with access to a choice of provider access points over miles

- 1st closest
- 2nd closest
- 3rd closest

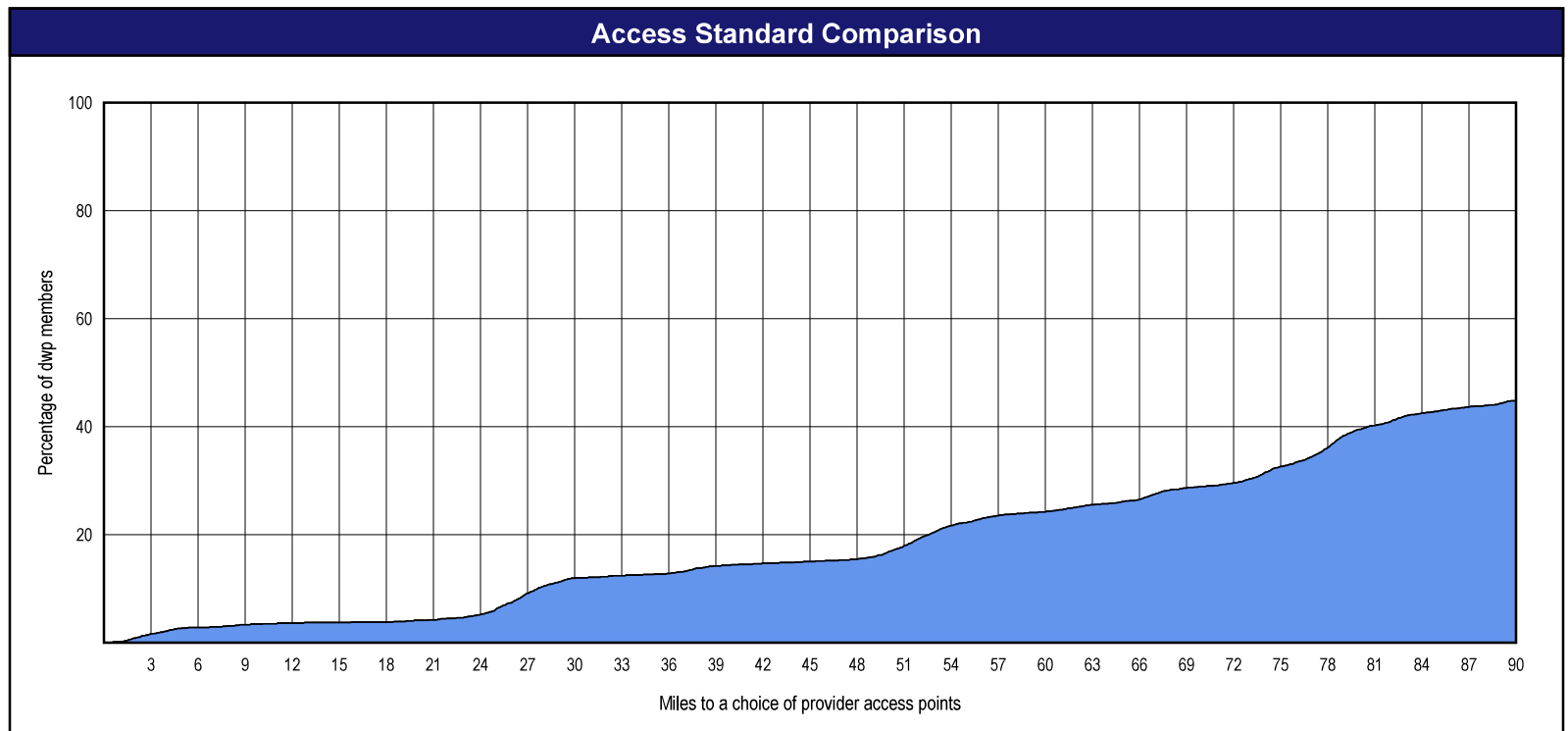
¹ The Access Standard is defined as (DWP Members (Iowa)) dwp members accessing:

1 (Periodontists (Iowa)) provider access points in 90 miles and 90 minutes



Distances/Times

	Average
Distance/Time to 1st closest provider access points	111.5 miles 168.3 mins
Distance/Time to 2nd closest provider access points	111.5 miles 168.3 mins
Distance/Time to 3rd closest provider access points	111.5 miles 168.3 mins



All Dentists Access Map

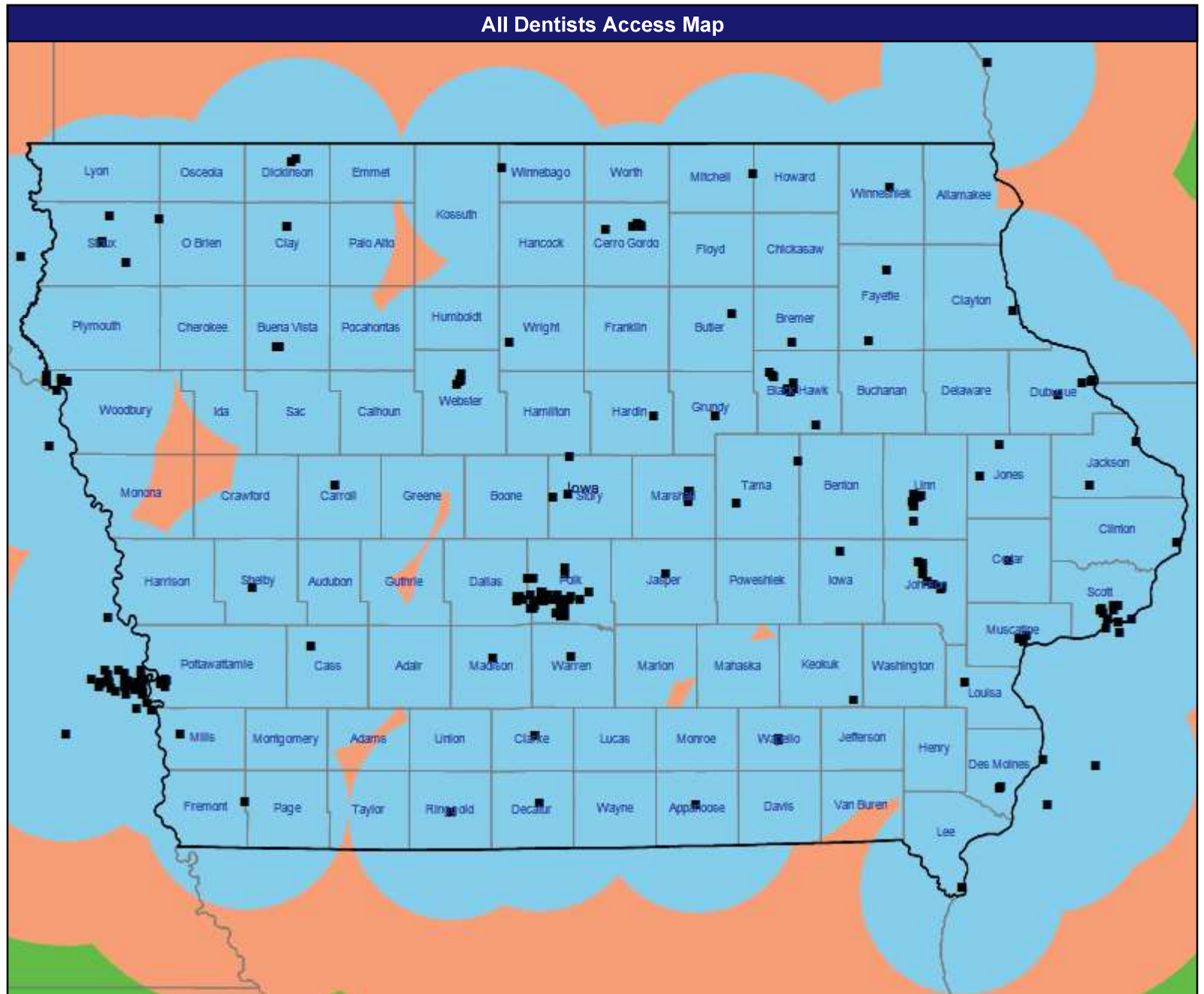
October 2, 2023

All Dentists

Total Providers: 1,137

- All provider access points
- 30 mile radius
- 60 mile radius
- 90 mile radius

41.42 miles



General Dentists Access Map

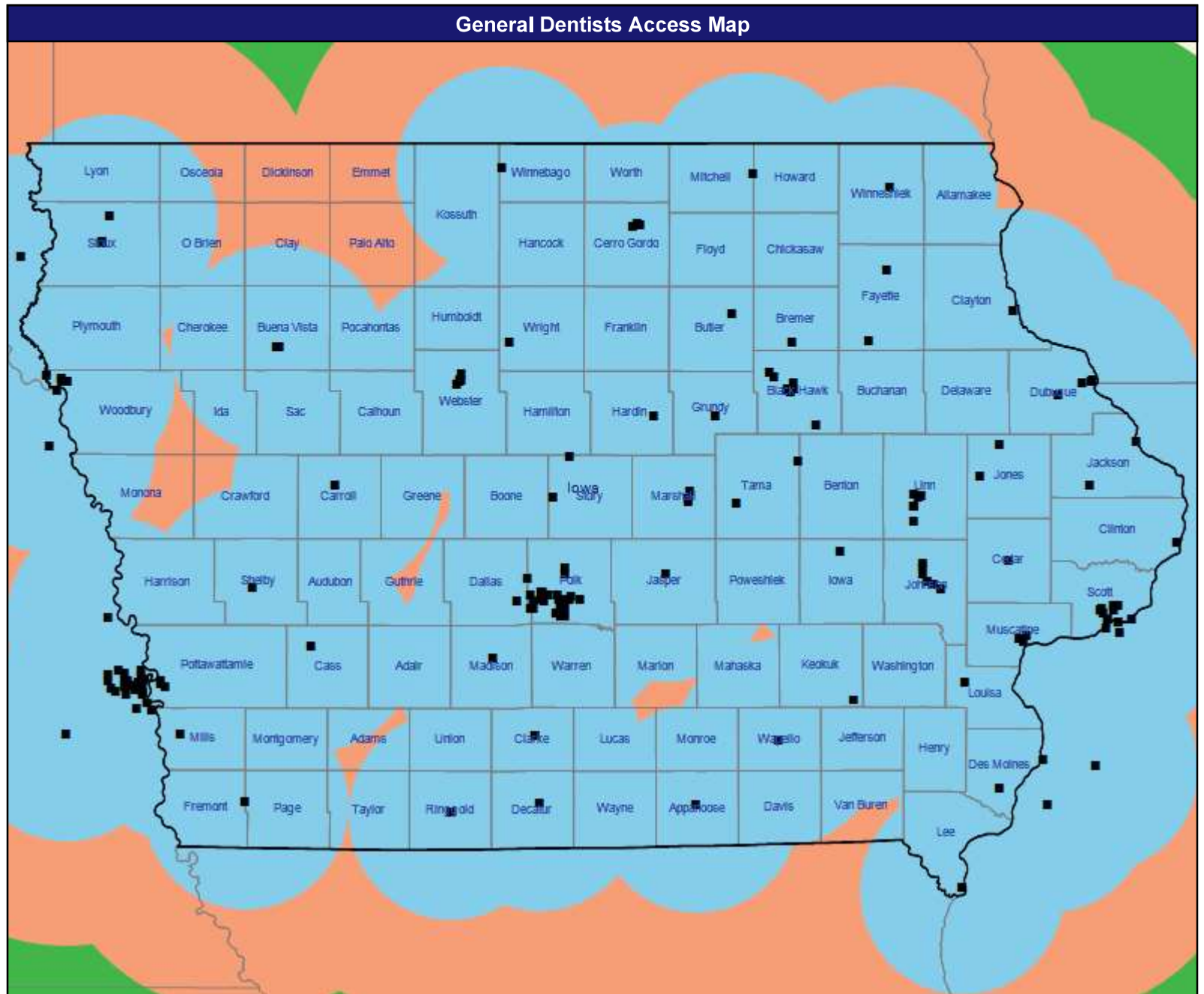
October 2, 2023

General Dentists

Total Providers: 752

- All provider access points
- 30 mile radius
- 60 mile radius
- 90 mile radius

41.42 miles



Primary Care Dentist Access Map

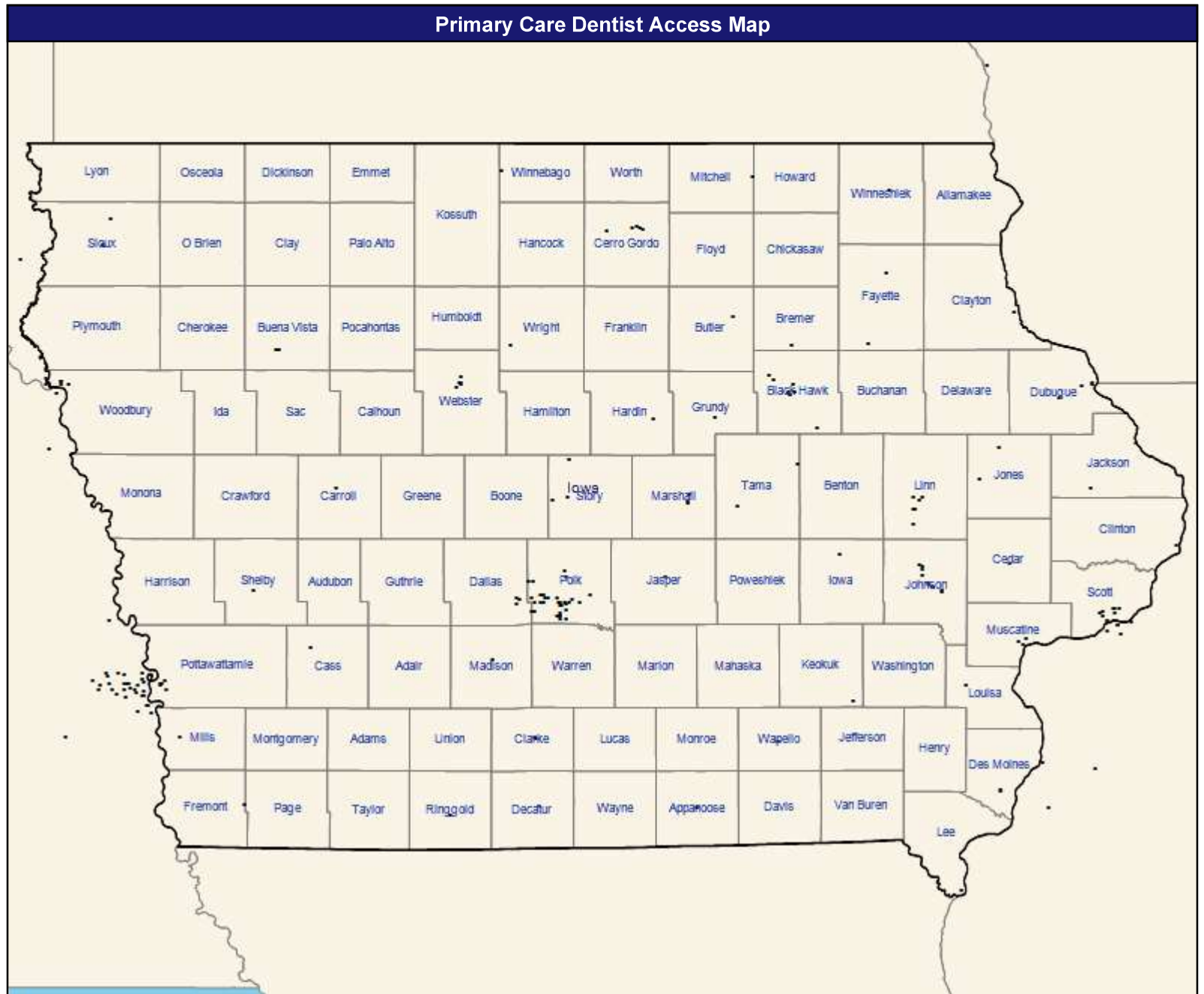
October 2, 2023

Primary Care Dentist

Total Providers: 921

■ All provider access points

41.42 miles



Endodontists Access Map

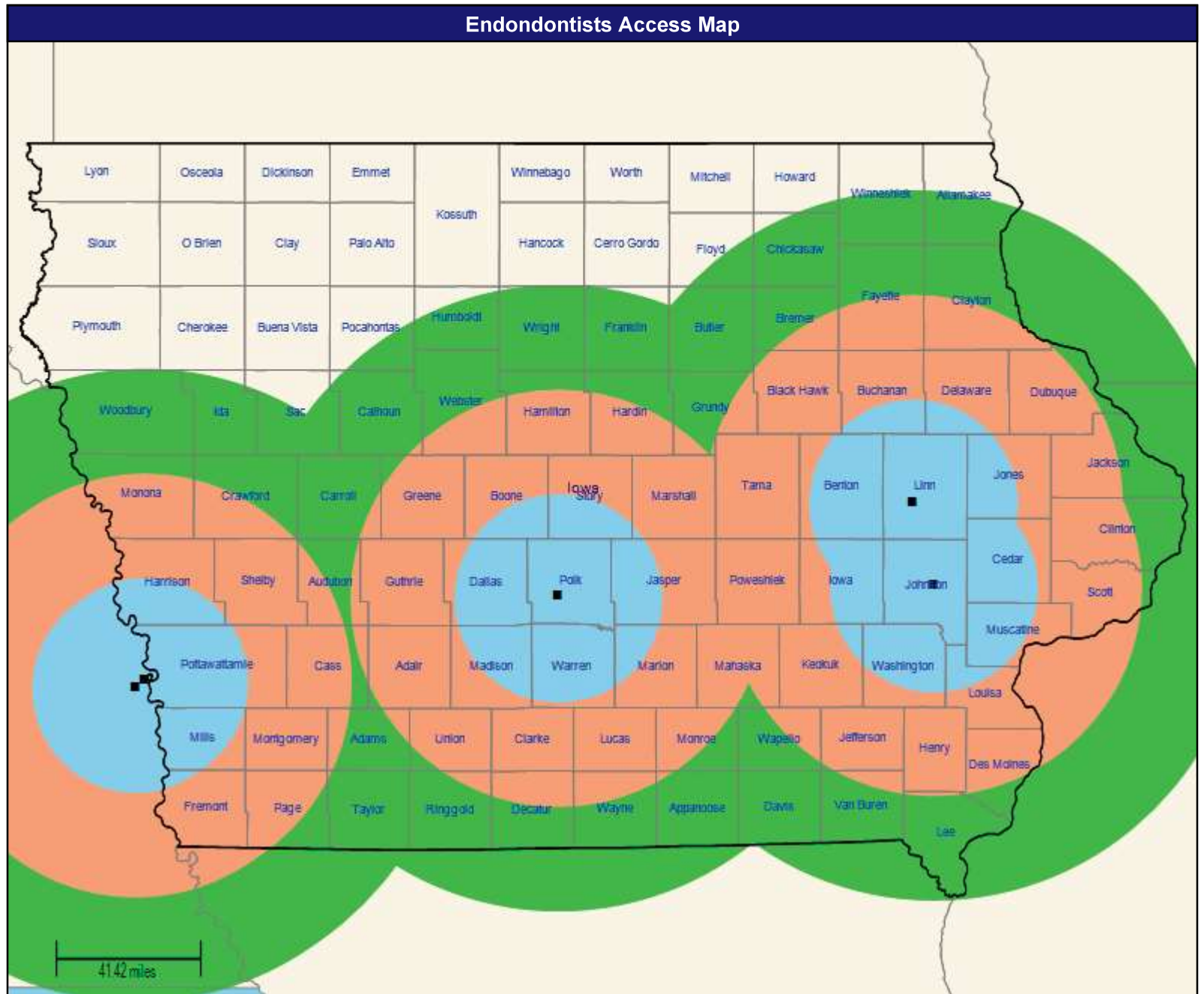
October 2, 2023

Endodontists

Total Providers: 15

- All provider access points
- 30 mile radius
- 60 mile radius
- 90 mile radius

41.42 miles



Oral Surgeons Access Map

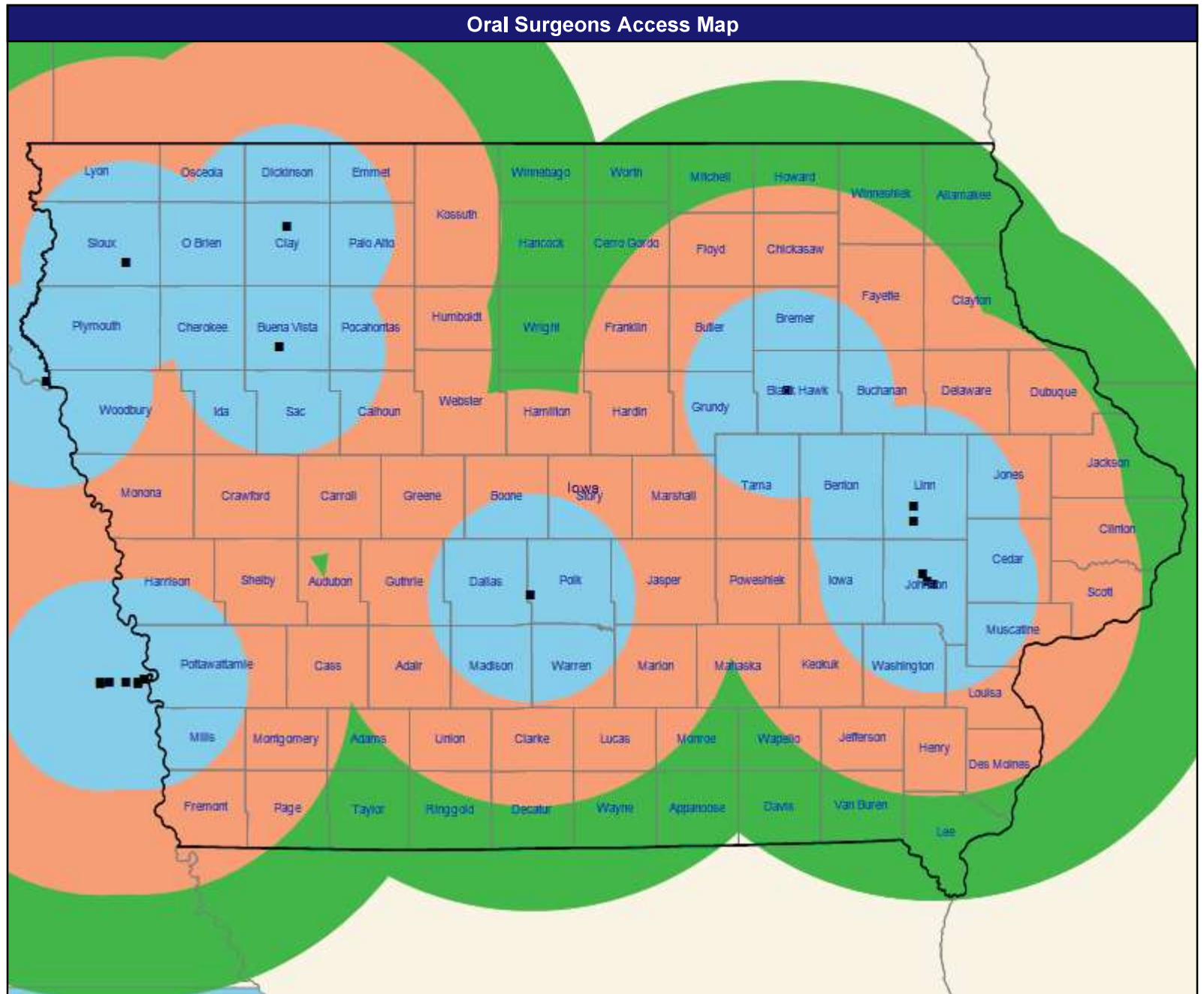
October 2, 2023

Oral Surgeons

Total Providers: 91

- All provider access points
- 30 mile radius
- 60 mile radius
- 90 mile radius

41.42 miles



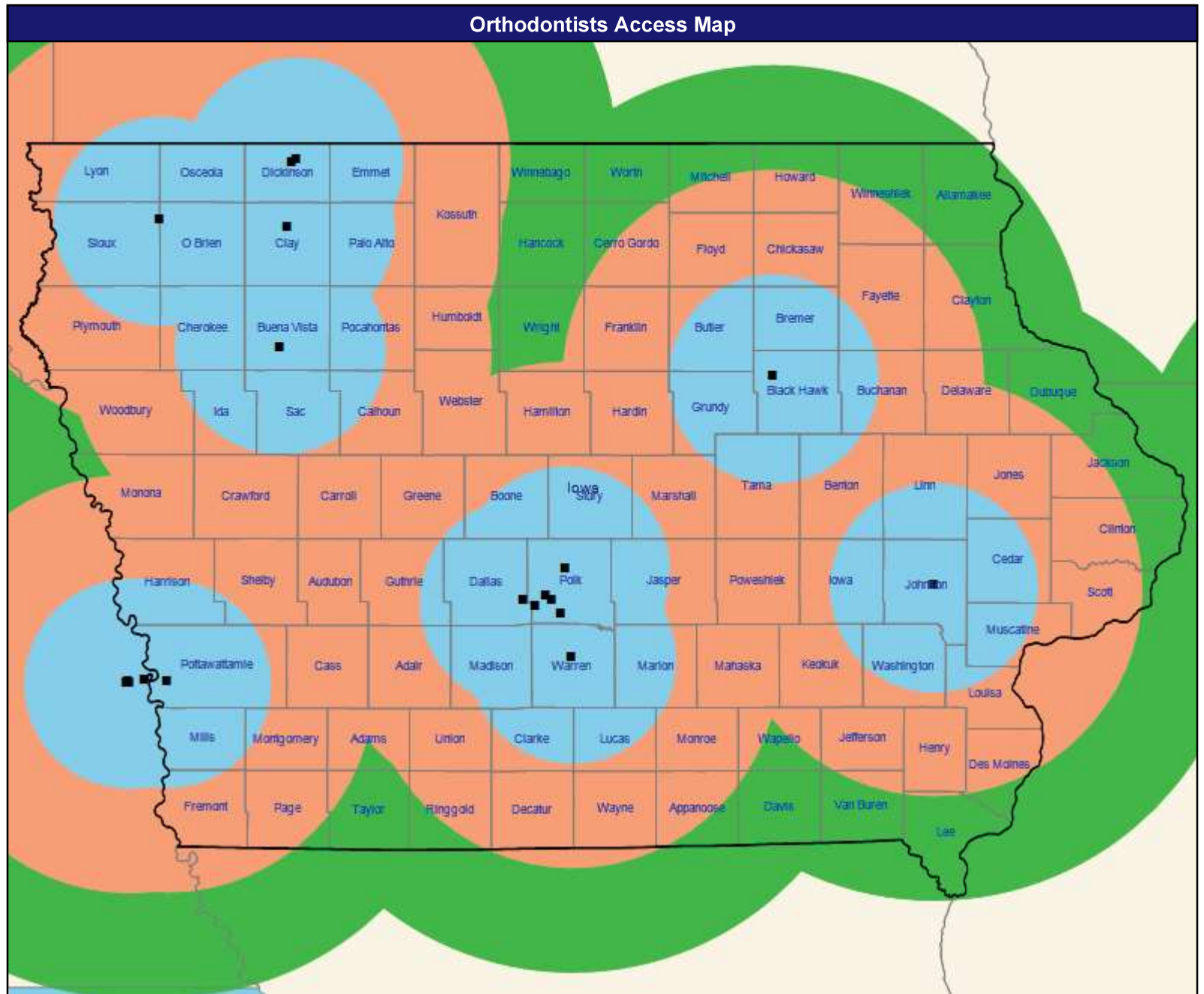
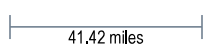
Orthodontists Access Map

October 2, 2023

Orthodontists

Total Providers: 44

- All provider access points
- 30 mile radius
- 60 mile radius
- 90 mile radius



Periodontists Access Map

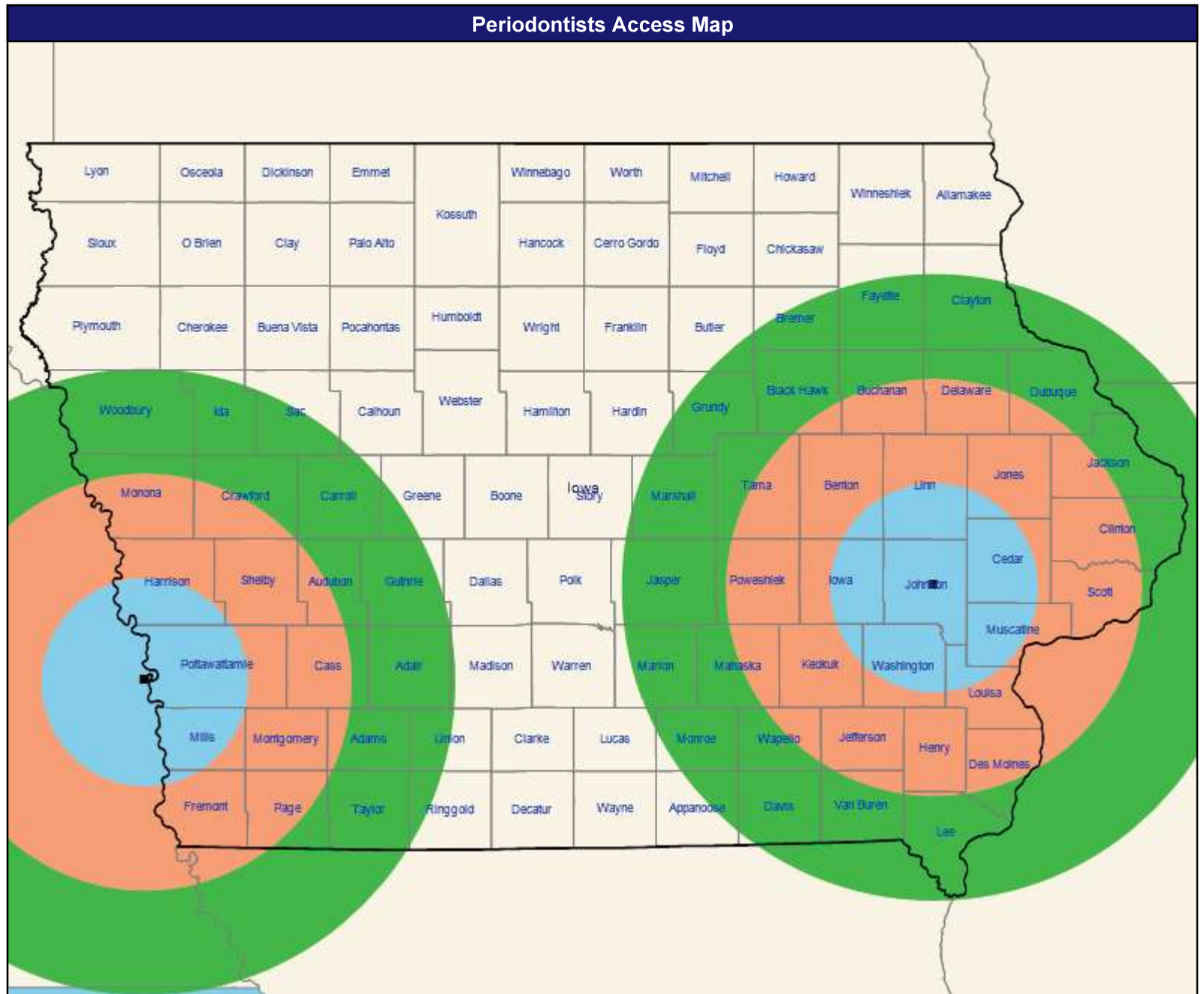
October 2, 2023

Periodontists

Total Providers: 16

- All provider access points
- 30 mile radius
- 60 mile radius
- 90 mile radius

41.42 miles



Prosthodontists Access Map

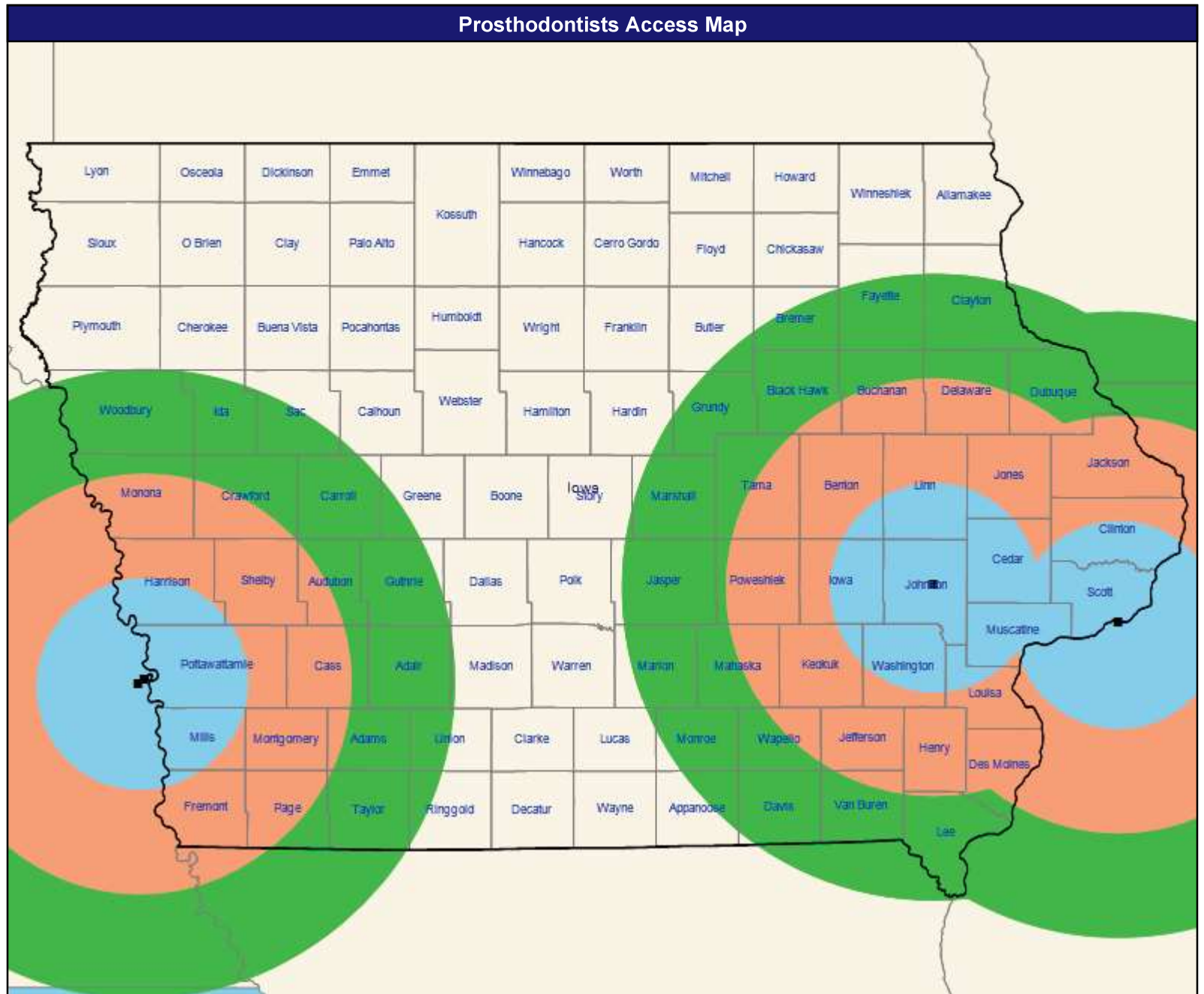
October 2, 2023

Prosthodontists

Total Providers: 24

- All provider access points
- 30 mile radius
- 60 mile radius
- 90 mile radius

41.42 miles



Prosthodontists Access Map

October 2, 2023

Prosthodontists

Total Providers: 24

- All provider access points
- 30 mile radius
- 60 mile radius
- 90 mile radius

41.42 miles

