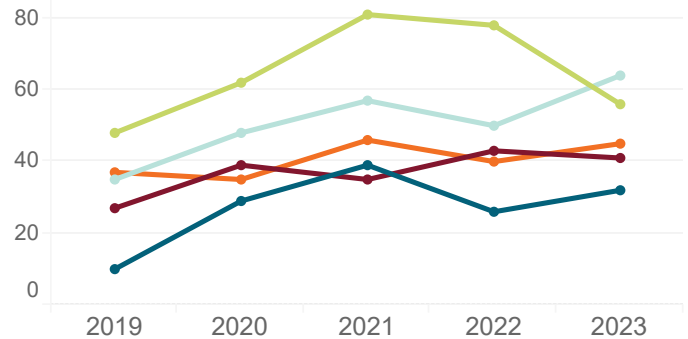


Iowa Substance Abuse Deaths

(2019–2024* Occurrence Data)

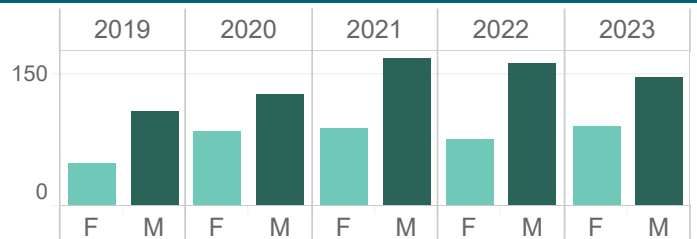
of Deaths Involving Opioids by Age Group

	2019	2020	2021	2022	2023	2024
00–24	10	29	39	26	32	16
25–34	48	62	81	78	56	39
35–44	35	48	57	50	64	41
45–54	27	39	35	43	41	26
55+	37	35	46	40	45	19
Total	157	213	258	237	238	141



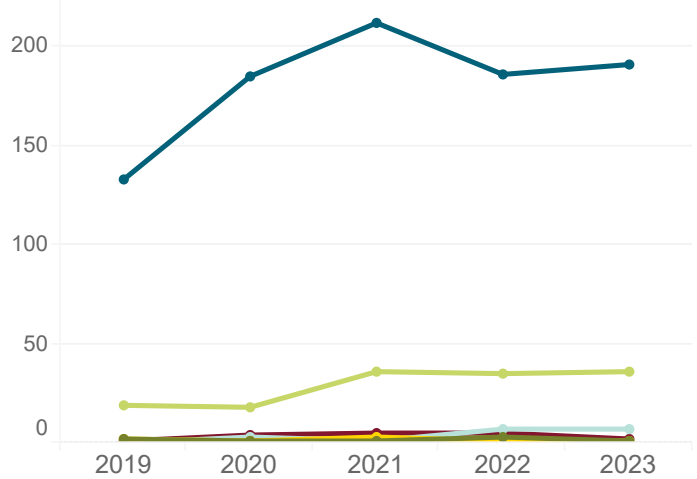
of Deaths Involving Opioids by Sex

	2019	2020	2021	2022	2023	2024
Female	48	85	89	75	91	57
Male	109	128	169	162	147	84
Total	157	213	258	237	238	141



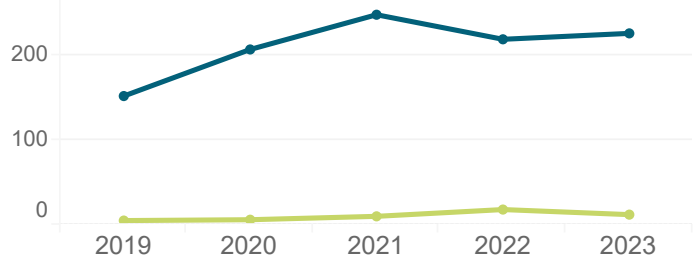
of Deaths Involving Opioids by Race

	2019	2020	2021	2022	2023	2024
White	133	185	212	186	191	120
Black	19	18	36	35	36	12
AIAN	2	1	1	3	1	0
Asian	2	1	3	1	1	2
NHOPI	0	1	0	0	0	0
ToM Races	0	3	1	7	7	2
Oth. / Unk.	1	4	5	5	2	5
Total	157	213	258	237	238	141



of Deaths Involving Opioids by Ethnicity

	2019	2020	2021	2022	2023	2024
Hispanic	5	6	10	18	12	9
Non-Hisp.	152	207	248	219	226	132
Total	157	213	258	237	238	141



* 2024 data are preliminary and will change as records are registered. Data shown through 11/30/2024.
 Preliminary data last updated 1/6/2025. Report generated 1/10/2025 3:15:24 PM.
 Data Source: Iowa Department of Health and Human Services, Bureau of Health Statistics.