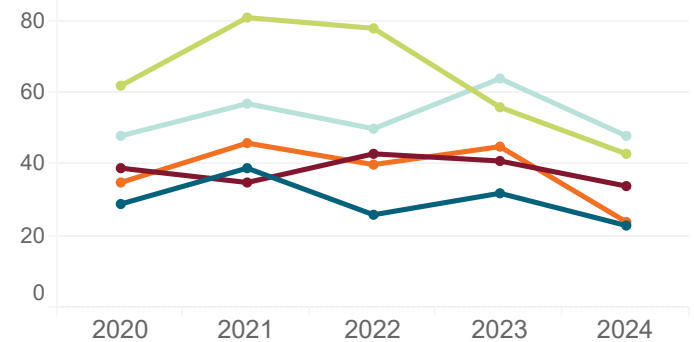


Iowa Substance Abuse Deaths

(2020–2025* Occurrence Data)

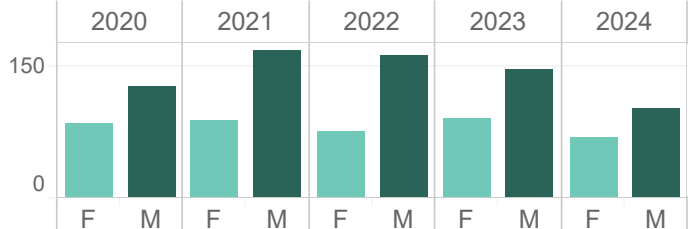
of Deaths Involving Opioids by Age Group

	2020	2021	2022	2023	2024	2025
00–24	29	39	26	32	23	5
25–34	62	81	78	56	43	15
35–44	48	57	50	64	48	21
45–54	39	35	43	41	34	15
55+	35	46	40	45	24	24
Total	213	258	237	238	172	80



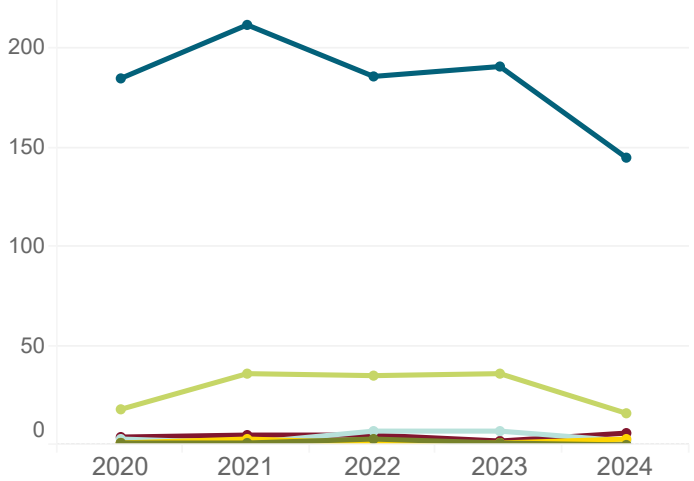
of Deaths Involving Opioids by Sex

	2020	2021	2022	2023	2024	2025
Female	85	89	75	91	69	25
Male	128	169	162	147	103	55
Total	213	258	237	238	172	80



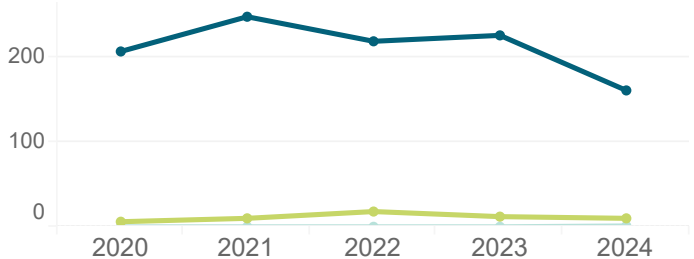
of Deaths Involving Opioids by Race

	2020	2021	2022	2023	2024	2025
White	185	212	186	191	145	58
Black	18	36	35	36	16	14
AIAN	1	1	3	1	0	0
Asian	1	3	1	1	3	0
NHOPI	1	0	0	0	0	0
ToM Races	3	1	7	7	2	3
Oth. / Unk.	4	5	5	2	6	5
Total	213	258	237	238	172	80



of Deaths Involving Opioids by Ethnicity

	2020	2021	2022	2023	2024	2025
Hispanic	6	10	18	12	10	5
Non-Hisp.	207	248	219	226	161	75
Unknown	0	0	0	0	1	0
Total	213	258	237	238	172	80



* 2025 data are preliminary and will change as records are registered. Data shown through 8/31/2025.
Preliminary data last updated 10/1/2025. Report generated 10/6/2025 10:31:17 AM.
Data Source: Iowa Department of Health and Human Services, Bureau of Health Statistics.