



Use your SNAP EBT card at participating farmers booths and roadside stands!



Scan the QR code to visit our map of participating farmers
go.iowa.gov/3nrN

For more information about the SNAP program or to apply for benefits visit
<https://hhs.iowa.gov/programs/food-assistance/snap>

Comm. 112 (05/24)

How to use your EBT card at the authorized locations

STEP 1







Locate an EBT approved stand. They will have a sign that says “We Accept” and a photo of an EBT card.





STEP 2

Select your approved EBT items and check out using your EBT card and PIN as you normally do at local stores.

What items CAN be purchased with an EBT card

-  Fruits and vegetables
-  Meat, fish, eggs, and dairy products
-  Honey and maple products
-  Jams, jellies, pickles, and sauces
-  Baked goods
-  Seeds and plants that produce food

What items can NOT be purchased with an EBT card

-  Prepared hot foods
-  Non-food items, such as crafts, clothes, or flowers