

# ***Network Access Analysis***

***Dental Wellness Plan***

***Delta Dental of Iowa***

---

SFY24 -- Q3

# Contents

## Report Contents

Access Overview 30 Miles	3
<i>DWP Members: DWP All Providers, DWP Members: DWP Primary Care Dentist, DWP Members: DWP Oral Surgeon, DWP Members: DWP Endodontist, DWP Members: DWP Orthodontist, DWP Members: DWP Periodontist, DWP Members: DWP Prosthodontist</i>	
Access Overview 60 Miles	10
<i>DWP Members: DWP All Providers, DWP Members: DWP Primary Care Dentist, DWP Members: DWP Oral Surgeon, DWP Members: DWP Endodontist, DWP Members: DWP Orthodontist, DWP Members: DWP Periodontist, DWP Members: DWP Prosthodontist</i>	
Access Overview 90 Miles	17
<i>DWP Members: DWP All Providers, DWP Members: DWP Primary Care Dentist, DWP Members: DWP Oral Surgeon, DWP Members: DWP Endodontist, DWP Members: DWP Orthodontist, DWP Members: DWP Periodontist, DWP Members: DWP Prosthodontist</i>	
DWP Primary Care Dentist Access Map	24
DWP Oral Surgeon Access Map	25
DWP Endodontist Access Map	26
DWP Periodontist Access Map	27
DWP Prosthodontist Access Map	28
DWP Orthodontist Access Map	29
Access Summary By State	30
<i>DWP Members: DWP Primary Care Dentist, DWP Members: DWP Primary Care Dentist, DWP Members: DWP Primary Care Dentist, DWP Members: DWP Oral Surgeon, DWP Members: DWP Oral Surgeon, DWP Members: DWP Oral Surgeon, DWP Members: DWP Endodontist, DWP Members: DWP Endodontist, DWP Members: DWP Endodontist, DWP Members: DWP Periodontist, DWP Members: DWP Periodontist, DWP Members: DWP Periodontist, DWP Members: DWP Prosthodontist, DWP Members: DWP Prosthodontist, DWP Members: DWP Prosthodontist, DWP Members: DWP Orthodontist, DWP Members: DWP Orthodontist, DWP Members: DWP Orthodontist, DWP Members: DWP All Providers</i>	
Access Summary By City	31
<i>DWP Members: DWP Primary Care Dentist, DWP Members: DWP Primary Care Dentist, DWP Members: DWP Primary Care Dentist, DWP Members: DWP Oral Surgeon, DWP Members: DWP Oral Surgeon, DWP Members: DWP Oral Surgeon, DWP Members: DWP Endodontist, DWP Members: DWP Endodontist, DWP Members: DWP Endodontist, DWP Members: DWP Periodontist, DWP Members: DWP Periodontist, DWP Members: DWP Periodontist, DWP Members: DWP Prosthodontist, DWP Members: DWP Prosthodontist, DWP Members: DWP Prosthodontist, DWP Members: DWP Orthodontist, DWP Members: DWP Orthodontist, DWP Members: DWP Orthodontist, DWP Members: DWP All Providers</i>	

## Access Overview 30 Miles - All Providers

SFY24 -- Q3

**Access Analysis**

DWP Network

**Member / Provider Groups**

DWP Members

DWP All Providers

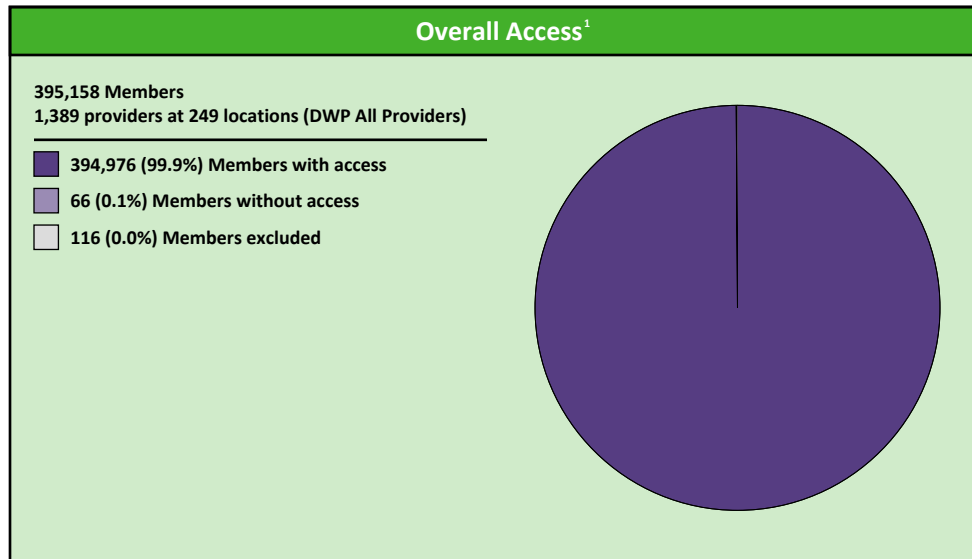
**Comparison Graph**

Percent of members with access to a choice of providers over miles

- 1st closest
- 2nd closest

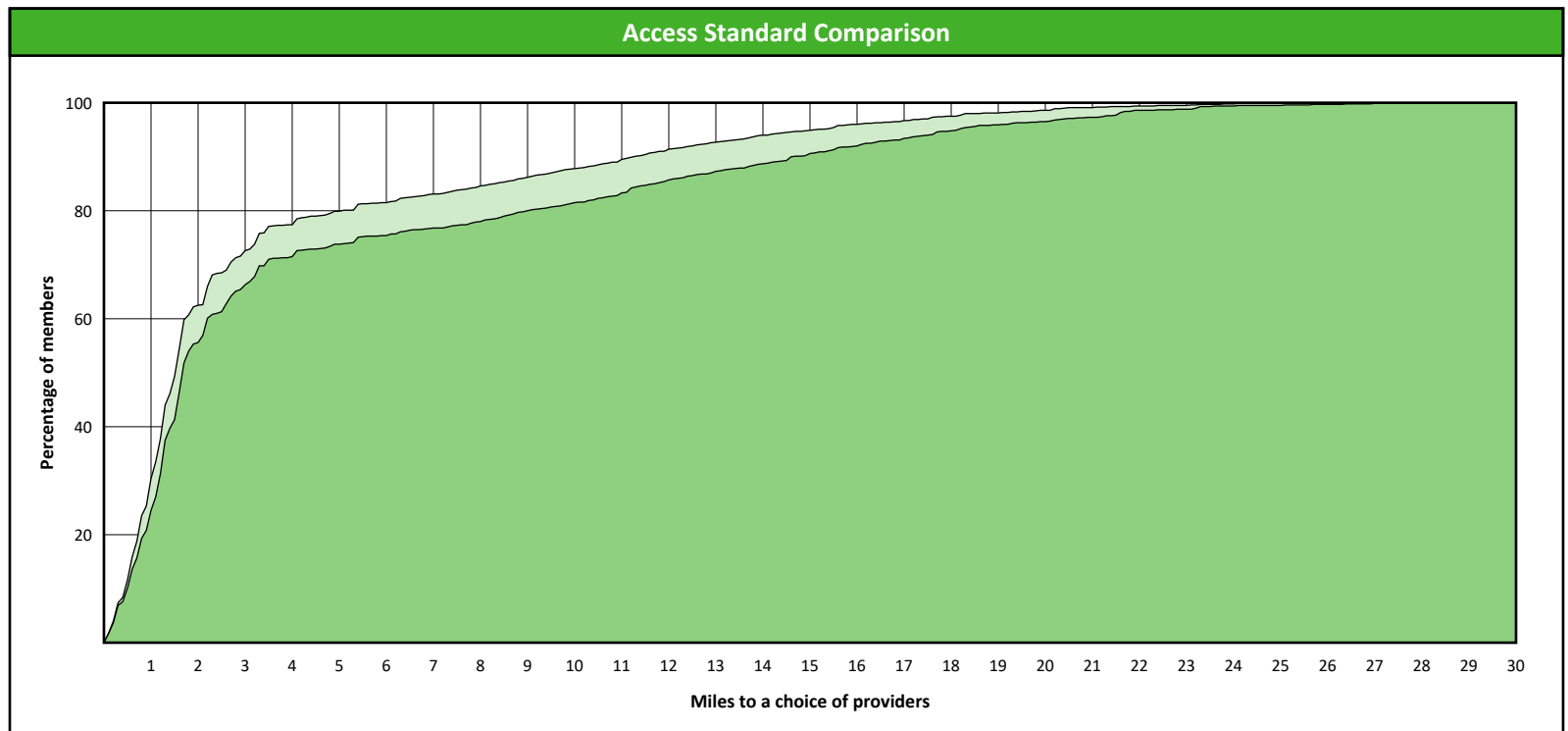
<sup>1</sup> The Access Standard is defined as (DWP Members) members accessing:

1 (DWP All Providers) provider in 30 miles and 30 minutes



### Distances/Times

	Average
Distance/Time to 1st closest provider	3.6 miles 4.0 mins
Distance/Time to 2nd closest provider	4.7 miles 5.2 mins



## Access Overview 30 Miles - Primary Care Dentist

SFY24 -- Q3

**Access Analysis**

DWP Network

**Member / Provider Groups**

DWP Members

DWP Primary Care Dentist


**Comparison Graph**

Percent of members with access to a choice of providers over miles

- 1st closest
- 2nd closest

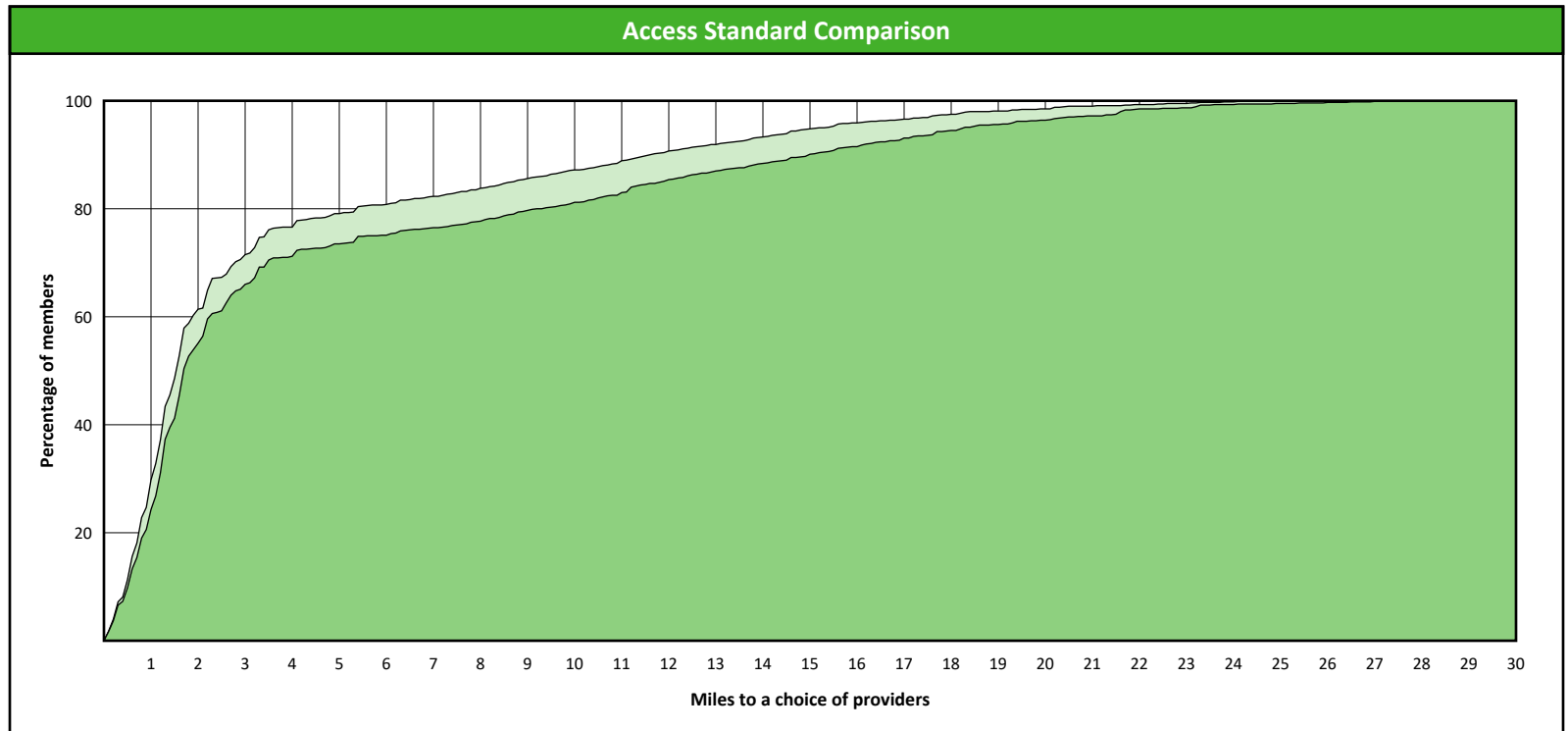
<sup>1</sup> The Access Standard is defined as (DWP Members) members accessing:

1 (DWP Primary Care Dentist) provider in 30 miles and 30 minutes



### Distances/Times

	Average
Distance/Time to 1st closest provider	3.7 miles 4.2 mins
Distance/Time to 2nd closest provider	4.8 miles 5.3 mins



## Access Overview 30 Miles - Oral Surgeon

SFY24 -- Q3

**Access Analysis**

DWP Network

**Member / Provider Groups**

DWP Members

DWP Oral Surgeon


**Comparison Graph**

Percent of members with access to a choice of providers over miles

- 1st closest
- 2nd closest

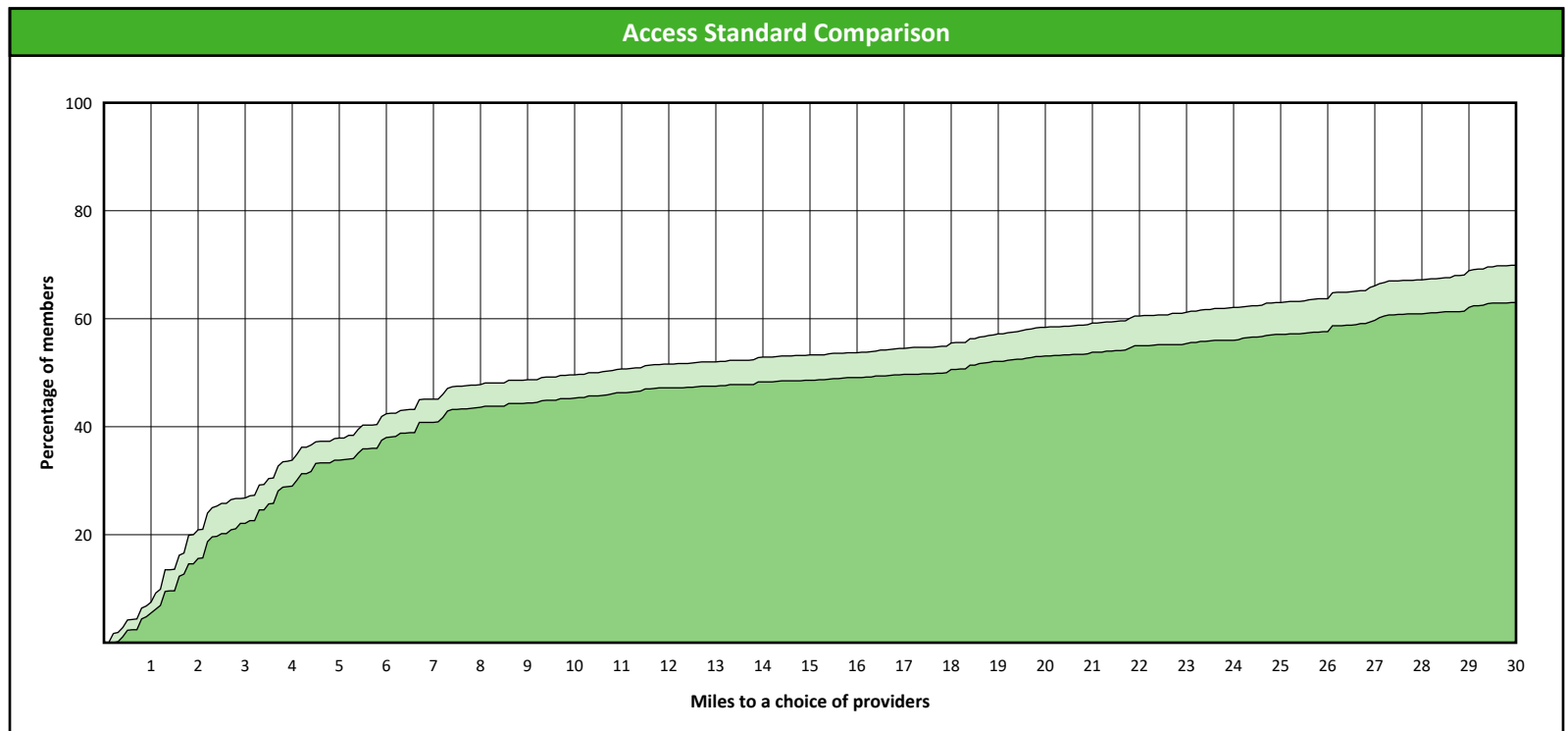
<sup>1</sup> The Access Standard is defined as (DWP Members) members accessing:

1 (DWP Oral Surgeon) provider in 30 miles and 30 minutes



### Distances/Times

	Average
Distance/Time to 1st closest provider	20.6 miles 23.9 mins
Distance/Time to 2nd closest provider	24.9 miles 29.6 mins



## Access Overview 30 Miles - Endodontist

SFY24 -- Q3

**Access Analysis**

DWP Network

**Member / Provider Groups**

DWP Members

DWP Endodontist

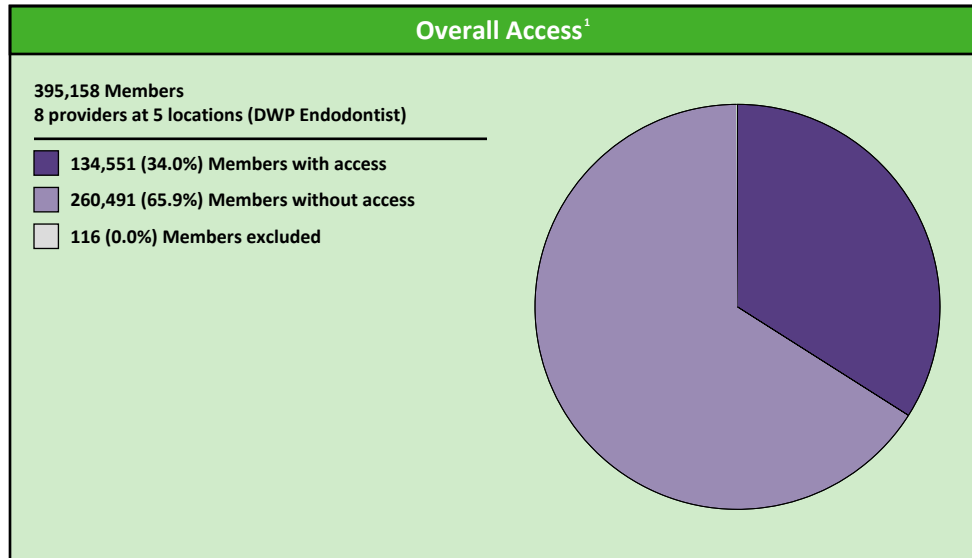
**Comparison Graph**

Percent of members with access to a choice of providers over miles

- 1st closest
- 2nd closest

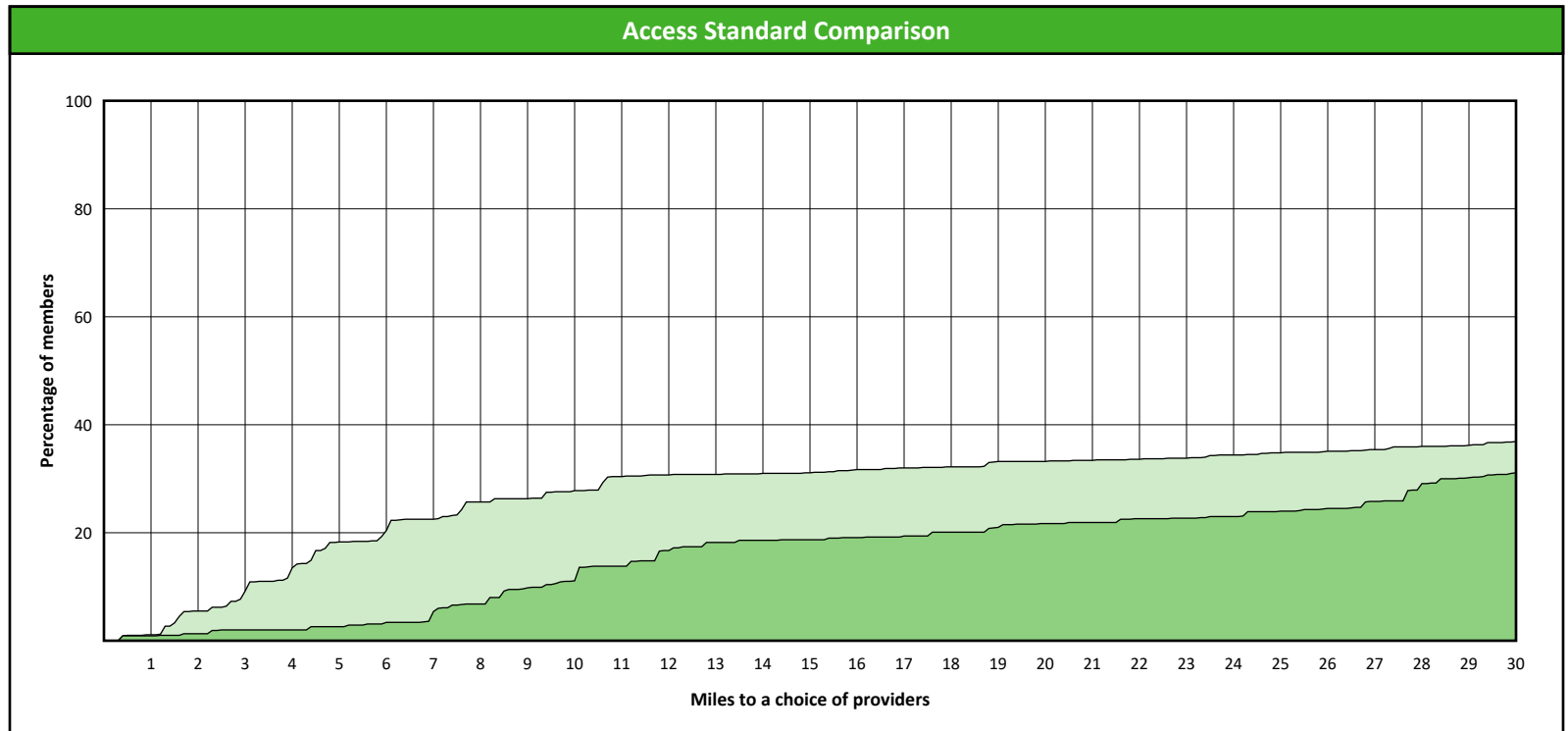
<sup>1</sup> The Access Standard is defined as (DWP Members) members accessing:

1 (DWP Endodontist) provider in 30 miles and 30 minutes



### Distances/Times

	Average
Distance/Time to 1st closest provider	46.6 miles 62.3 mins
Distance/Time to 2nd closest provider	61.7 miles 84.0 mins



# Access Overview 30 Miles - Orthodontist

SFY24 -- Q3

**Access Analysis**

DWP Network

**Member / Provider Groups**

DWP Members

DWP Orthodontist


**Comparison Graph**

Percent of members with access to a choice of providers over miles

- 1st closest
- 2nd closest

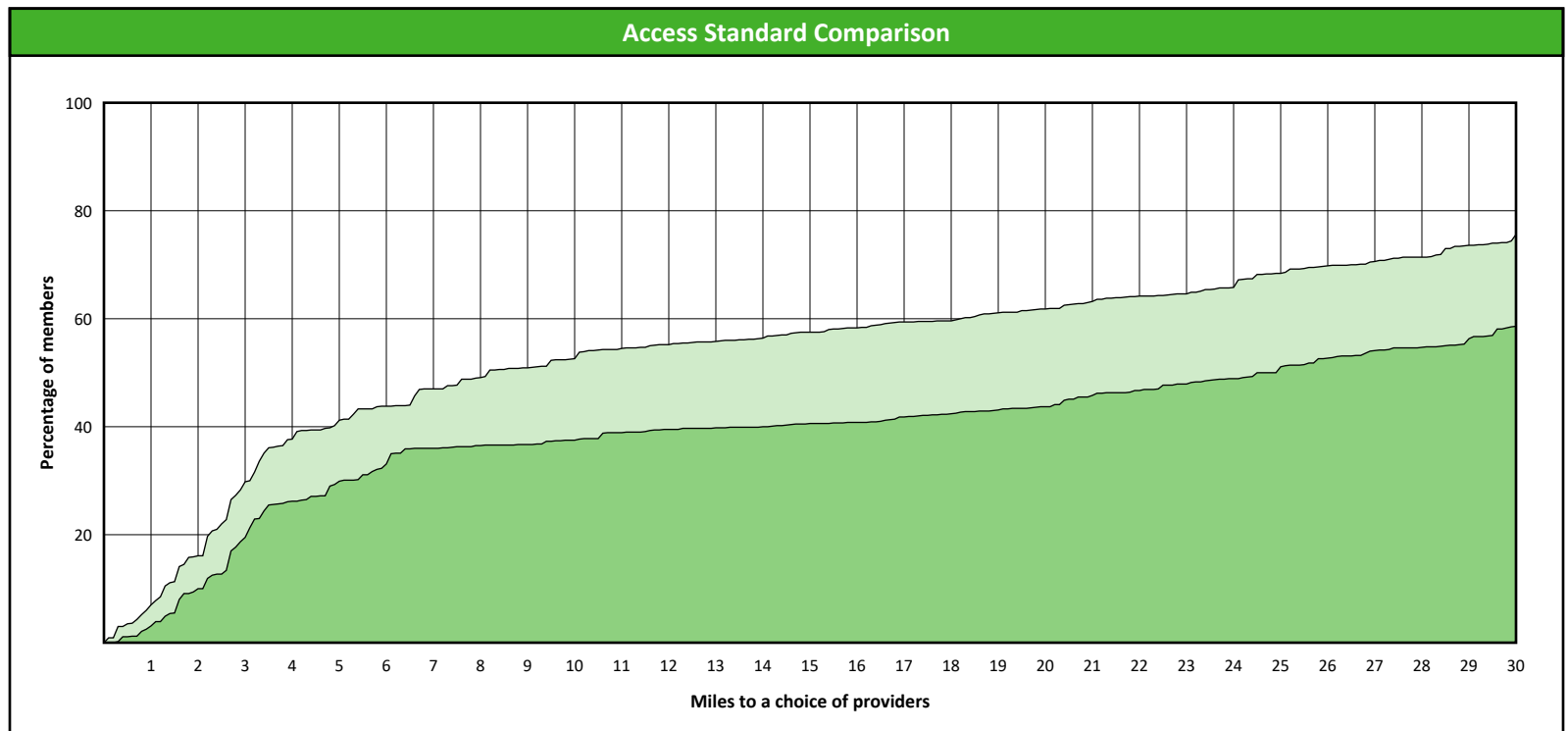
<sup>1</sup> The Access Standard is defined as (DWP Members) members accessing:

1 (DWP Orthodontist) provider in 30 miles and 30 minutes



### Distances/Times

	Average
Distance/Time to 1st closest provider	18.2 miles 20.3 mins
Distance/Time to 2nd closest provider	26.4 miles 29.8 mins



## Access Overview 30 Miles - Periodontist

SFY24 -- Q3

**Access Analysis**

DWP Network

**Member / Provider Groups**

DWP Members

DWP Periodontist


**Comparison Graph**

Percent of members with access to a choice of providers over miles

- 1st closest
- 2nd closest

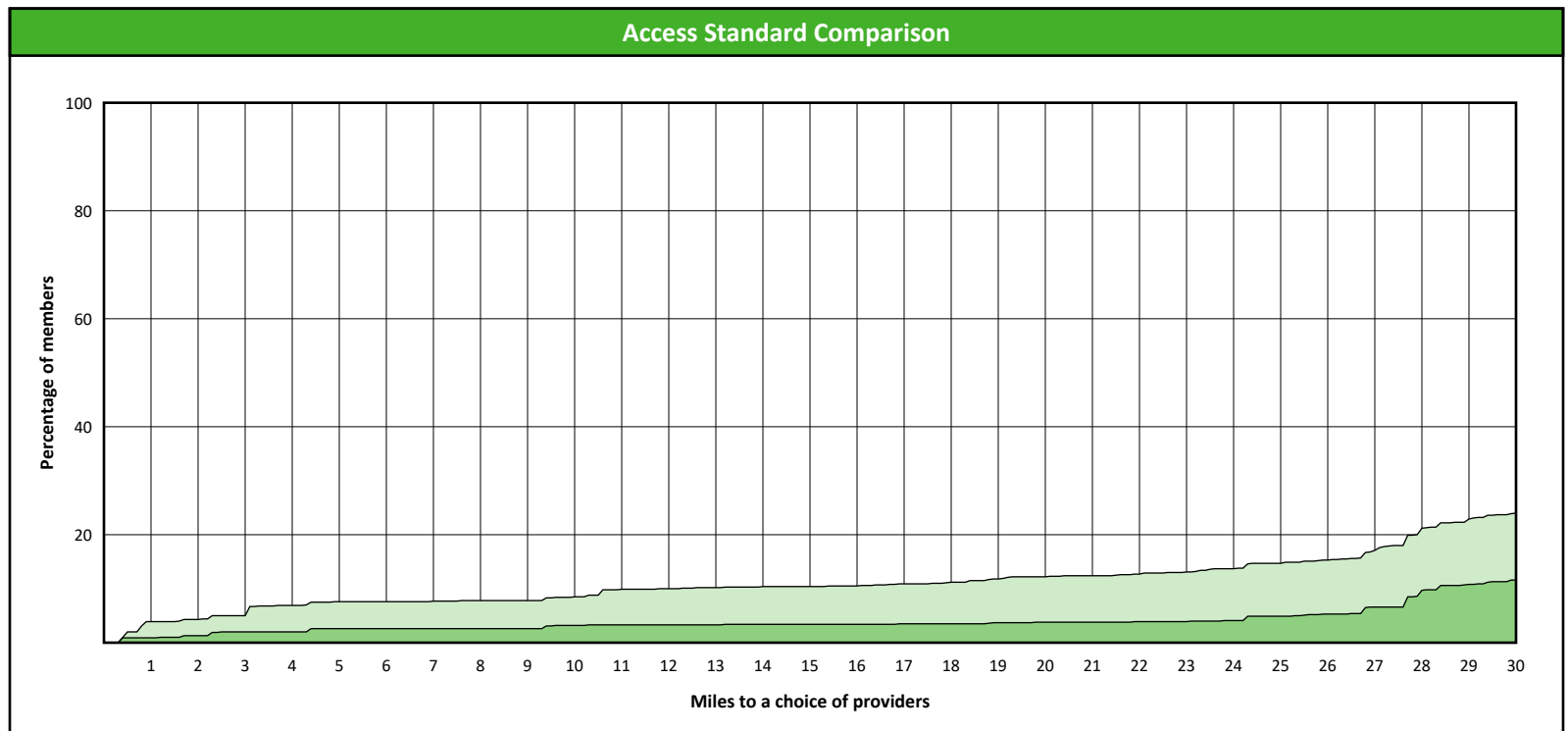
<sup>1</sup> The Access Standard is defined as (DWP Members) members accessing:

1 (DWP Periodontist) provider in 30 miles and 30 minutes



### Distances/Times

	Average
Distance/Time to 1st closest provider	54.4 miles 69.3 mins
Distance/Time to 2nd closest provider	66.6 miles 84.5 mins





## Access Overview 30 Miles - Prosthodontist

SFY24 -- Q3

**Access Analysis**

DWP Network

**Member / Provider Groups**

DWP Members

DWP Prosthodontist


**Comparison Graph**

Percent of members with access to a choice of providers over miles

- 1st closest
- 2nd closest

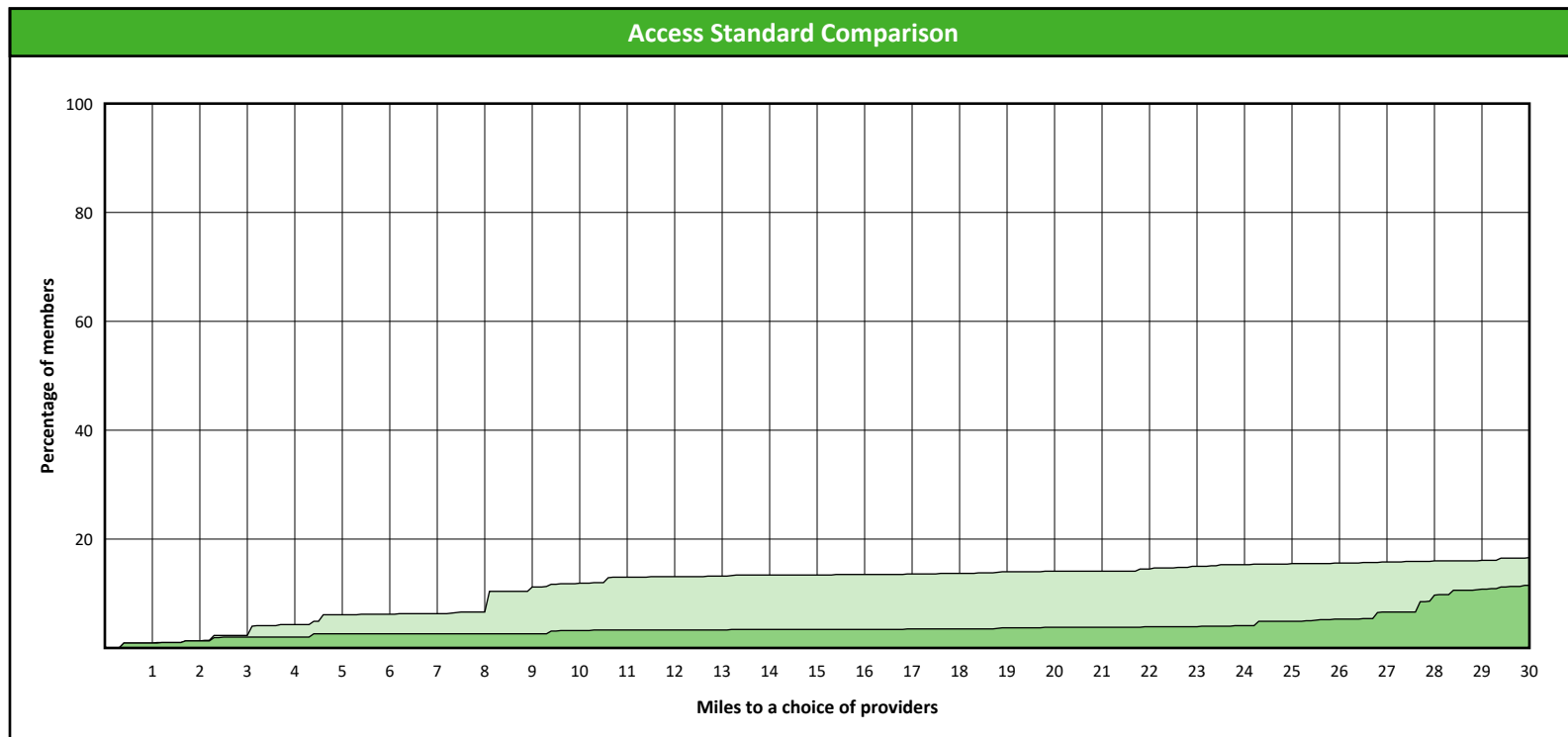
<sup>1</sup> The Access Standard is defined as (DWP Members) members accessing:

1 (DWP Prosthodontist) provider in 30 miles and 30 minutes



### Distances/Times

	Average
Distance/Time to 1st closest provider	72.9 miles 98.7 mins
Distance/Time to 2nd closest provider	107.1 miles 150.3 mins



## Access Overview 60 Miles - All Providers

SFY24 -- Q3

### Access Analysis

DWP Network

### Member / Provider Groups

DWP Members

DWP All Providers

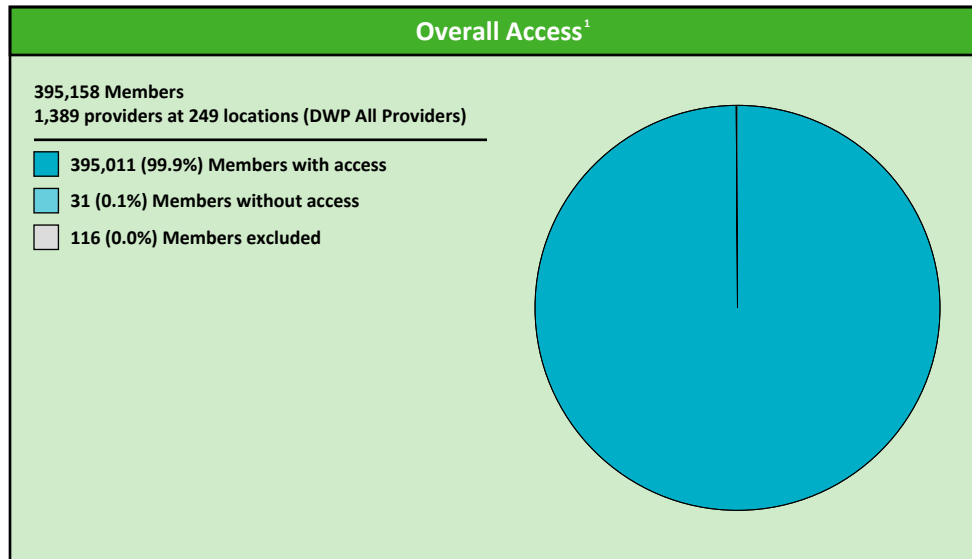
### Comparison Graph

Percent of members with access to a choice of providers over miles

- 1st closest
- 2nd closest

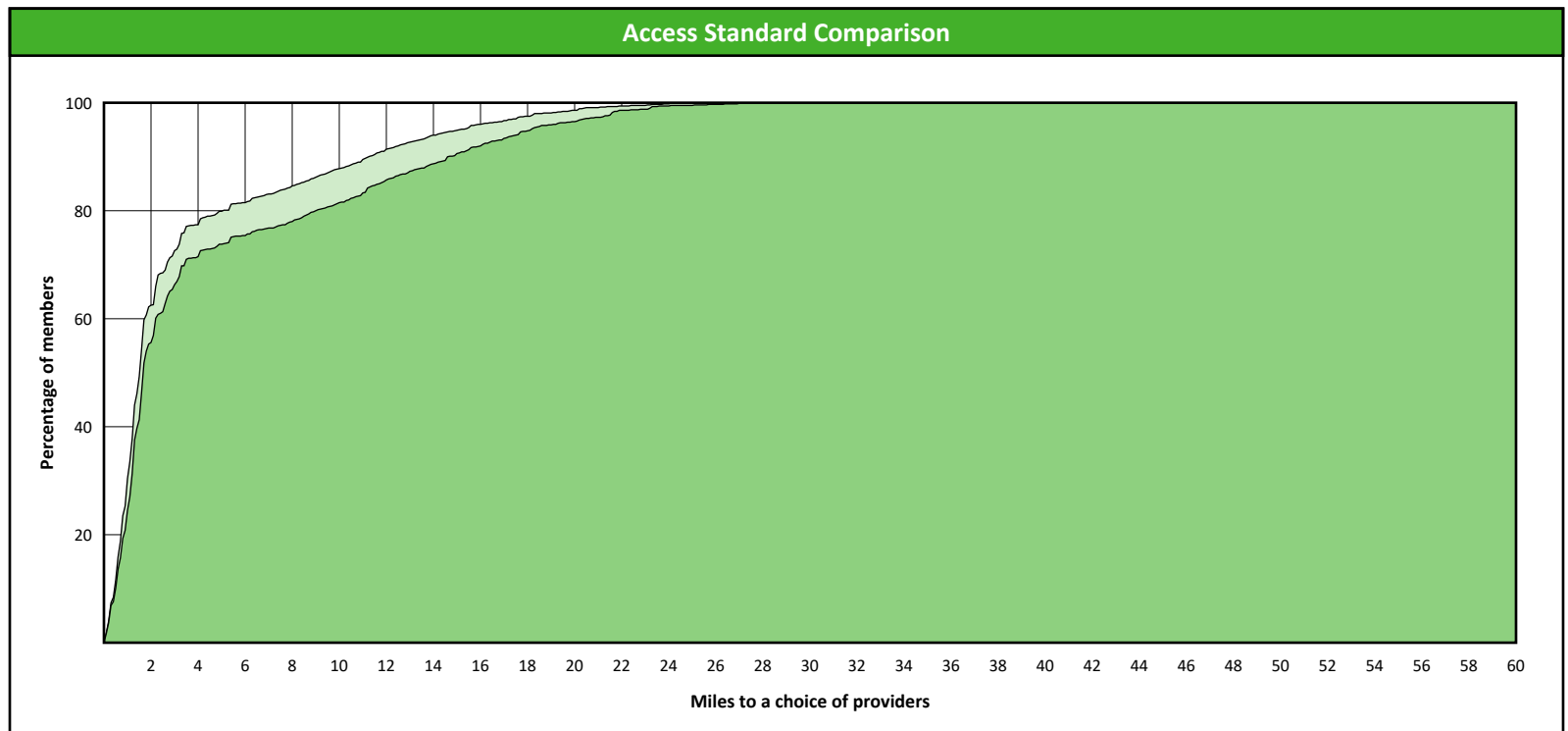
<sup>1</sup> The Access Standard is defined as (DWP Members) members accessing:

1 (DWP All Providers) provider in 60 miles and 60 minutes



### Distances/Times

	Average
Distance/Time to 1st closest provider	3.6 miles 4.0 mins
Distance/Time to 2nd closest provider	4.7 miles 5.2 mins



## Access Overview 60 Miles - Primary Care Dentist

SFY24 -- Q3

**Access Analysis**

DWP Network

**Member / Provider Groups**

DWP Members

DWP Primary Care Dentist


**Comparison Graph**

Percent of members with access to a choice of providers over miles

- 1st closest
- 2nd closest

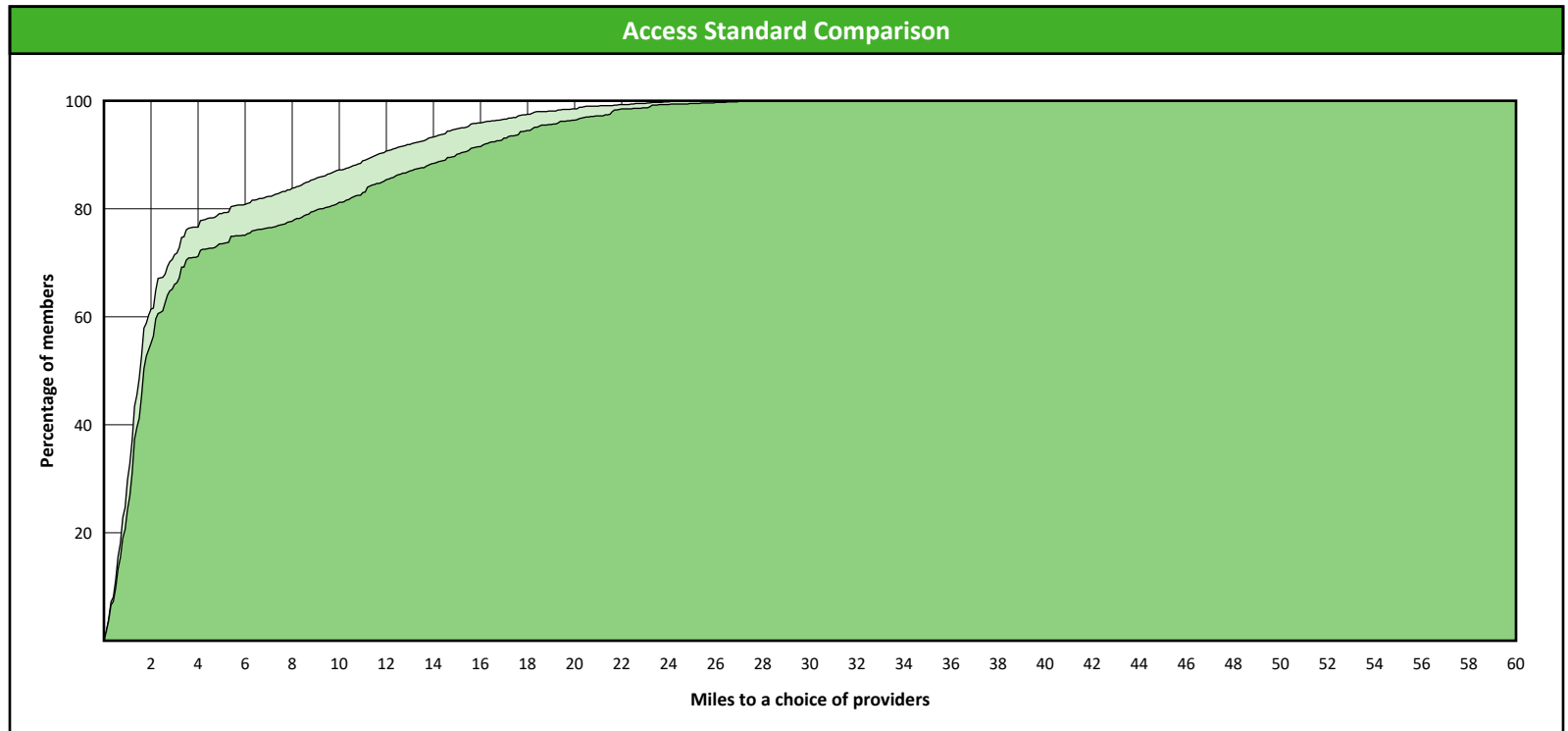
<sup>1</sup> The Access Standard is defined as (DWP Members) members accessing:

1 (DWP Primary Care Dentist) provider in 60 miles and 60 minutes



### Distances/Times

	Average
Distance/Time to 1st closest provider	3.7 miles 4.2 mins
Distance/Time to 2nd closest provider	4.8 miles 5.3 mins



# Access Overview 60 Miles - Oral Surgeon

SFY24 -- Q3

**Access Analysis**

DWP Network

**Member / Provider Groups**

DWP Members

DWP Oral Surgeon


**Comparison Graph**

Percent of members with access to a choice of providers over miles

- 1st closest
- 2nd closest

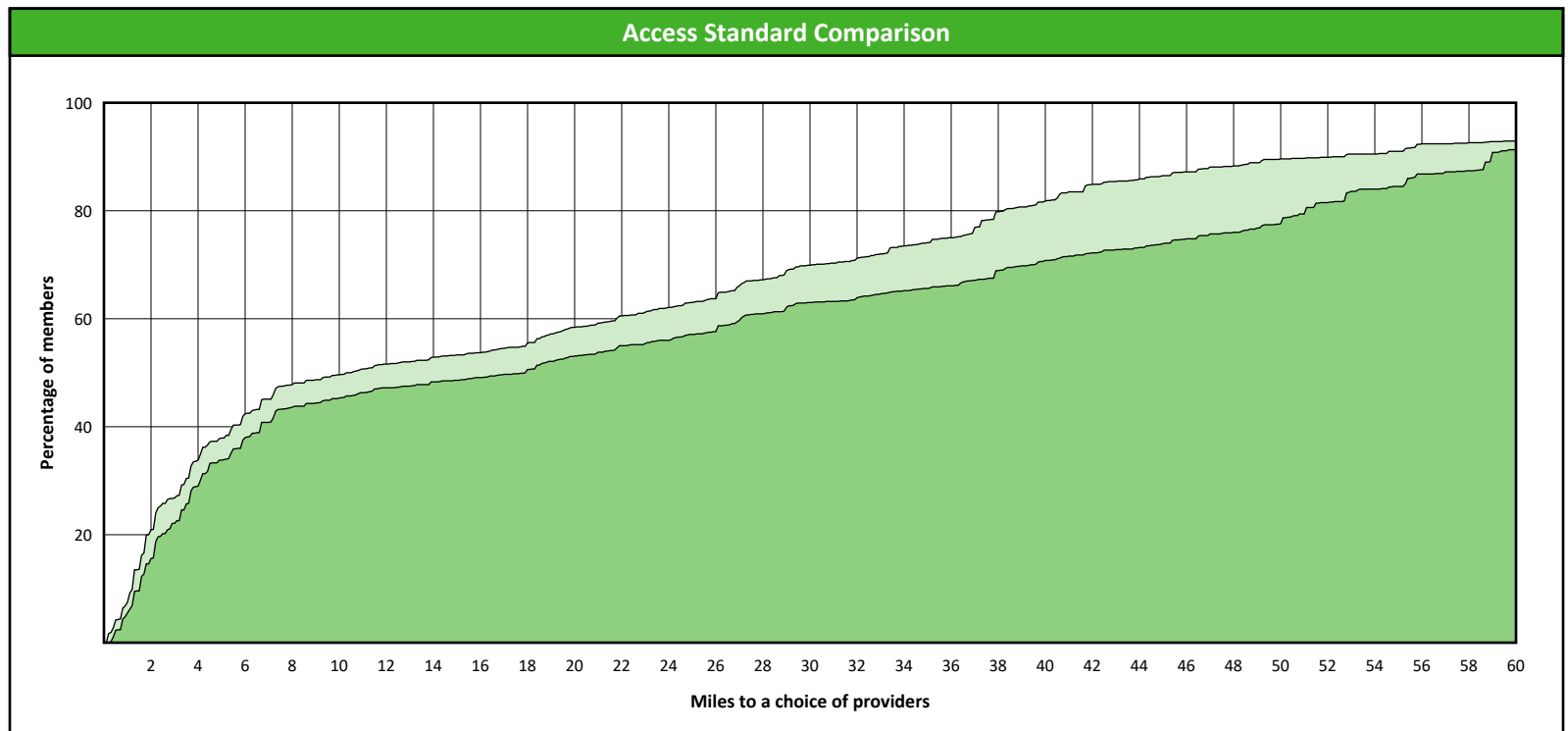
<sup>1</sup> The Access Standard is defined as (DWP Members) members accessing:

1 (DWP Oral Surgeon) provider in 60 miles and 60 minutes



### Distances/Times

	Average
Distance/Time to 1st closest provider	20.6 miles 23.9 mins
Distance/Time to 2nd closest provider	24.9 miles 29.6 mins



## Access Overview 60 Miles - Endodontist

SFY24 -- Q3

**Access Analysis**

DWP Network

**Member / Provider Groups**

DWP Members

DWP Endodontist


**Comparison Graph**

Percent of members with access to a choice of providers over miles

- 1st closest
- 2nd closest

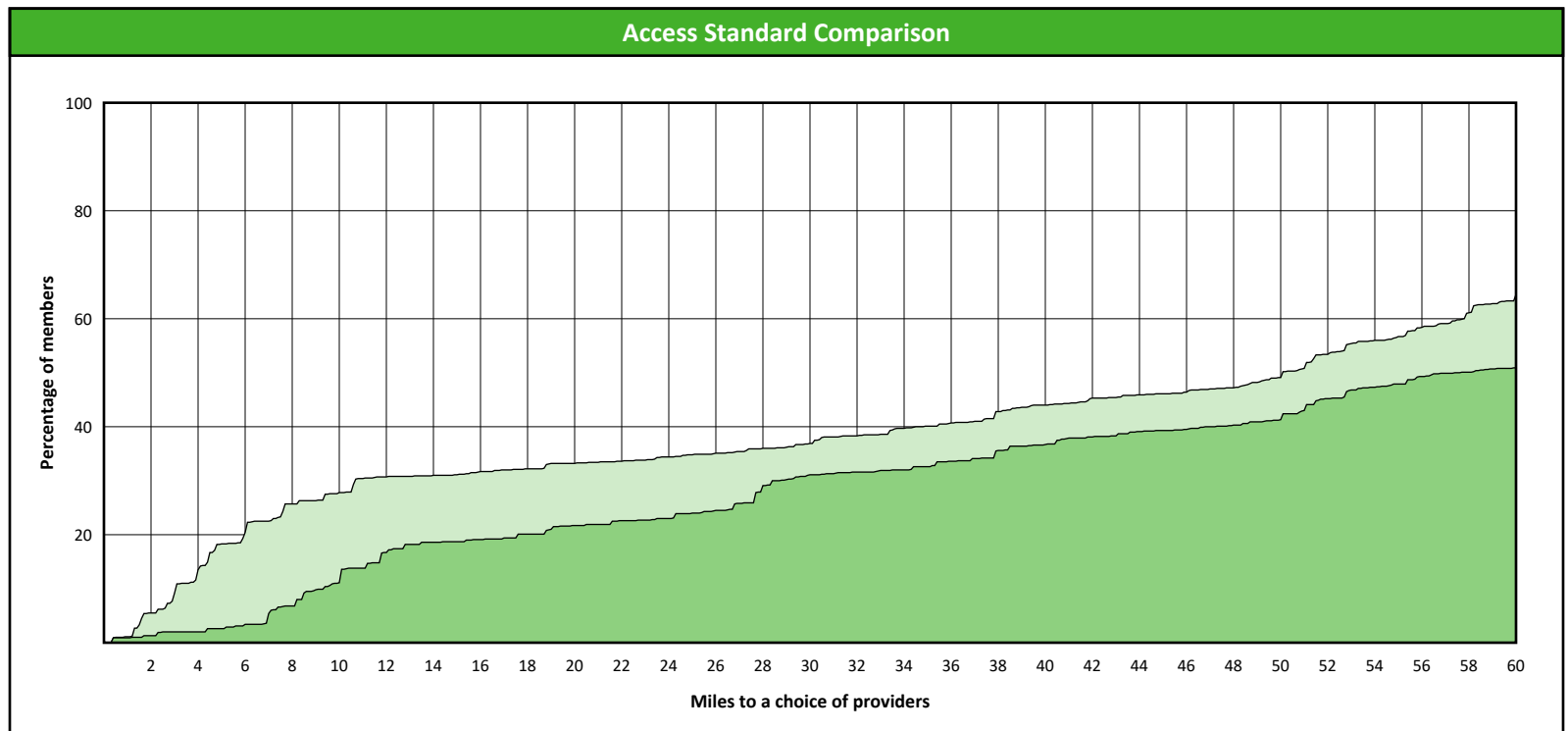
<sup>1</sup> The Access Standard is defined as (DWP Members) members accessing:

1 (DWP Endodontist) provider in 60 miles and 60 minutes



### Distances/Times

	Average
Distance/Time to 1st closest provider	46.6 miles 62.3 mins
Distance/Time to 2nd closest provider	61.7 miles 84.0 mins



# Access Overview 60 Miles - Orthodontist

SFY24 -- Q3

**Access Analysis**

DWP Network

**Member / Provider Groups**

DWP Members

DWP Orthodontist

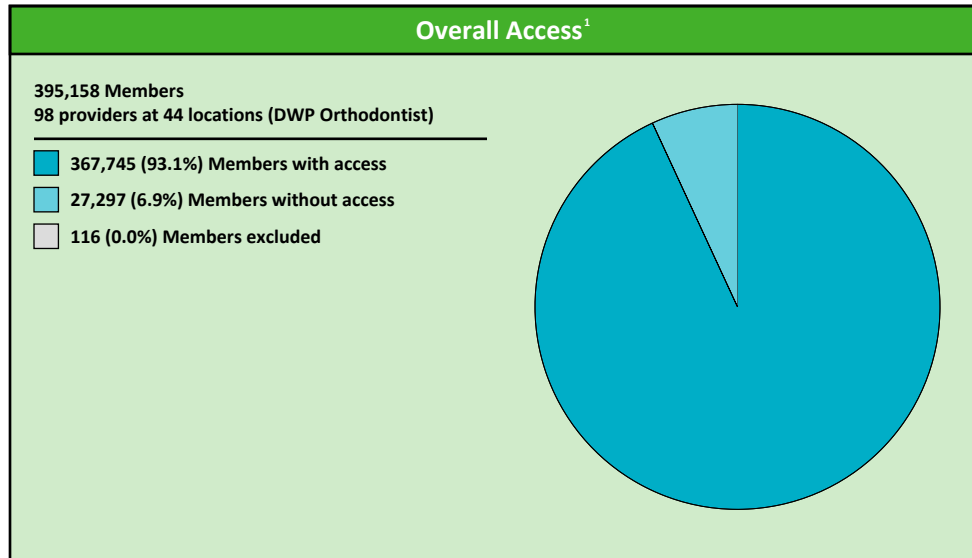
**Comparison Graph**

Percent of members with access to a choice of providers over miles

- 1st closest
- 2nd closest

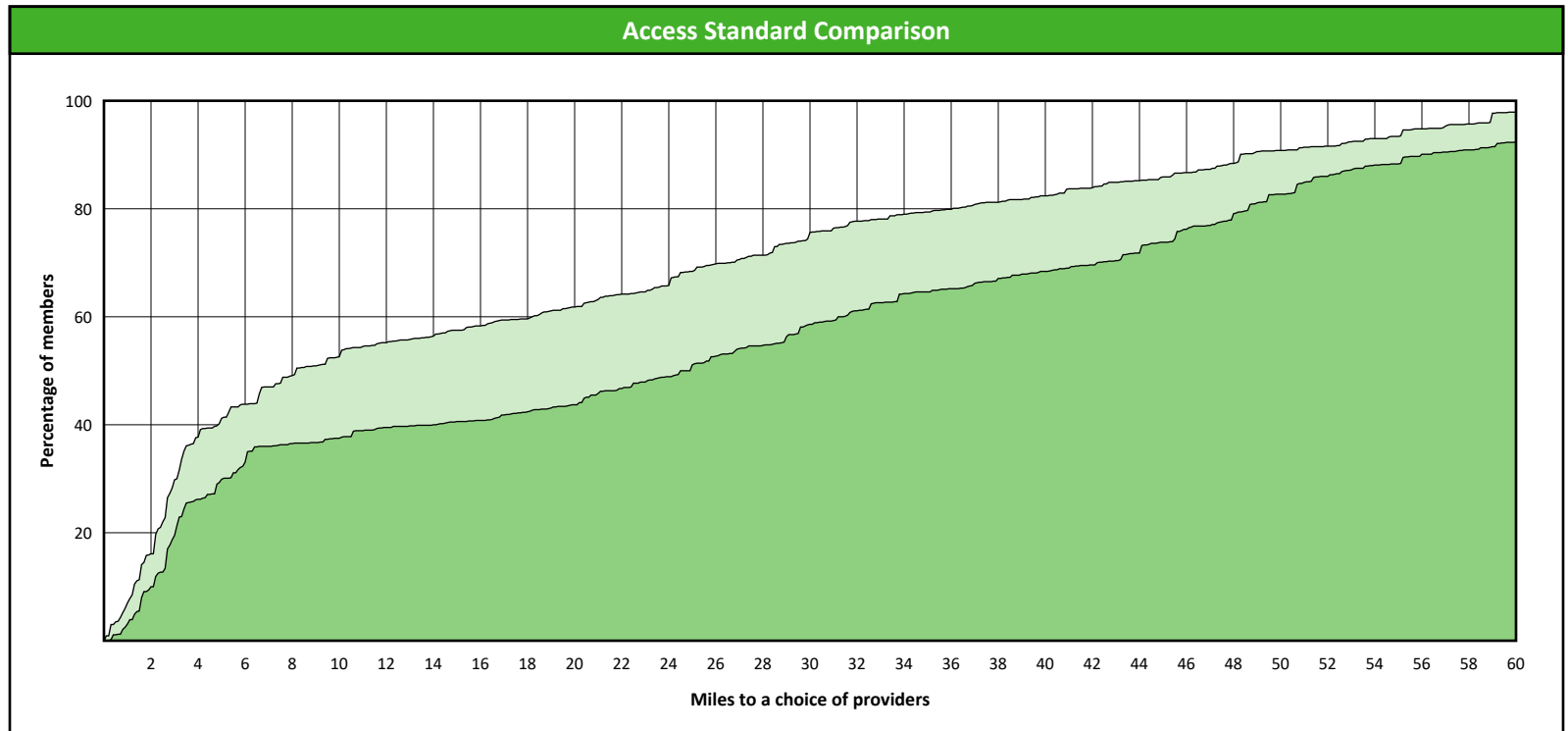
<sup>1</sup> The Access Standard is defined as (DWP Members) members accessing:

1 (DWP Orthodontist) provider in 60 miles and 60 minutes



### Distances/Times

	Average
Distance/Time to 1st closest provider	18.2 miles 20.3 mins
Distance/Time to 2nd closest provider	26.4 miles 29.8 mins



## Access Overview 60 Miles - Periodontist

SFY24 -- Q3

**Access Analysis**

DWP Network

**Member / Provider Groups**

DWP Members

DWP Periodontist


**Comparison Graph**

Percent of members with access to a choice of providers over miles

- 1st closest
- 2nd closest

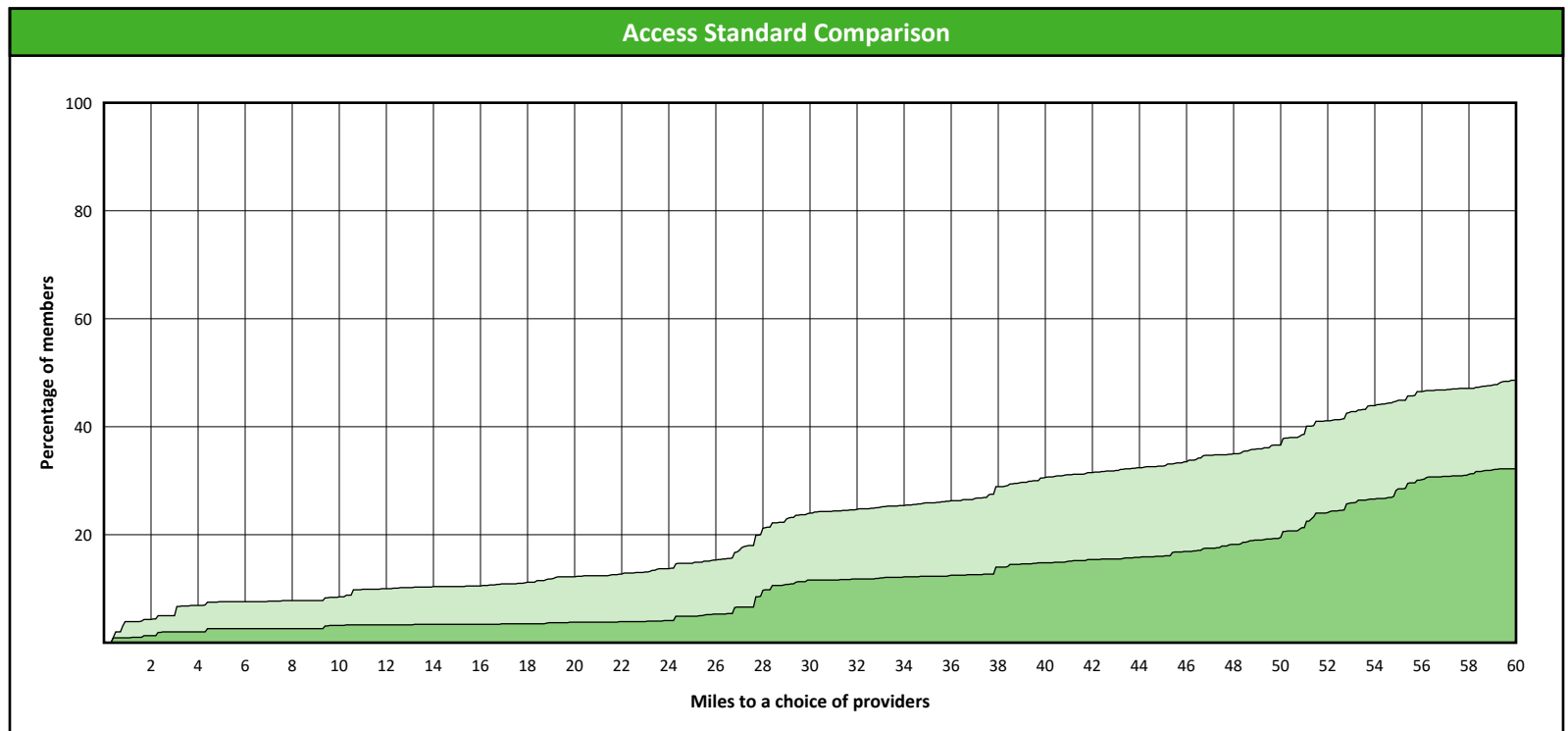
<sup>1</sup> The Access Standard is defined as (DWP Members) members accessing:

1 (DWP Periodontist) provider in 60 miles and 60 minutes



### Distances/Times

	Average
Distance/Time to 1st closest provider	54.4 miles 69.3 mins
Distance/Time to 2nd closest provider	66.6 miles 84.5 mins



## Access Overview 60 Miles - Prosthodontist

SFY24 -- Q3

**Access Analysis**

DWP Network

**Member / Provider Groups**

DWP Members

DWP Prosthodontist


**Comparison Graph**

Percent of members with access to a choice of providers over miles

- 1st closest
- 2nd closest

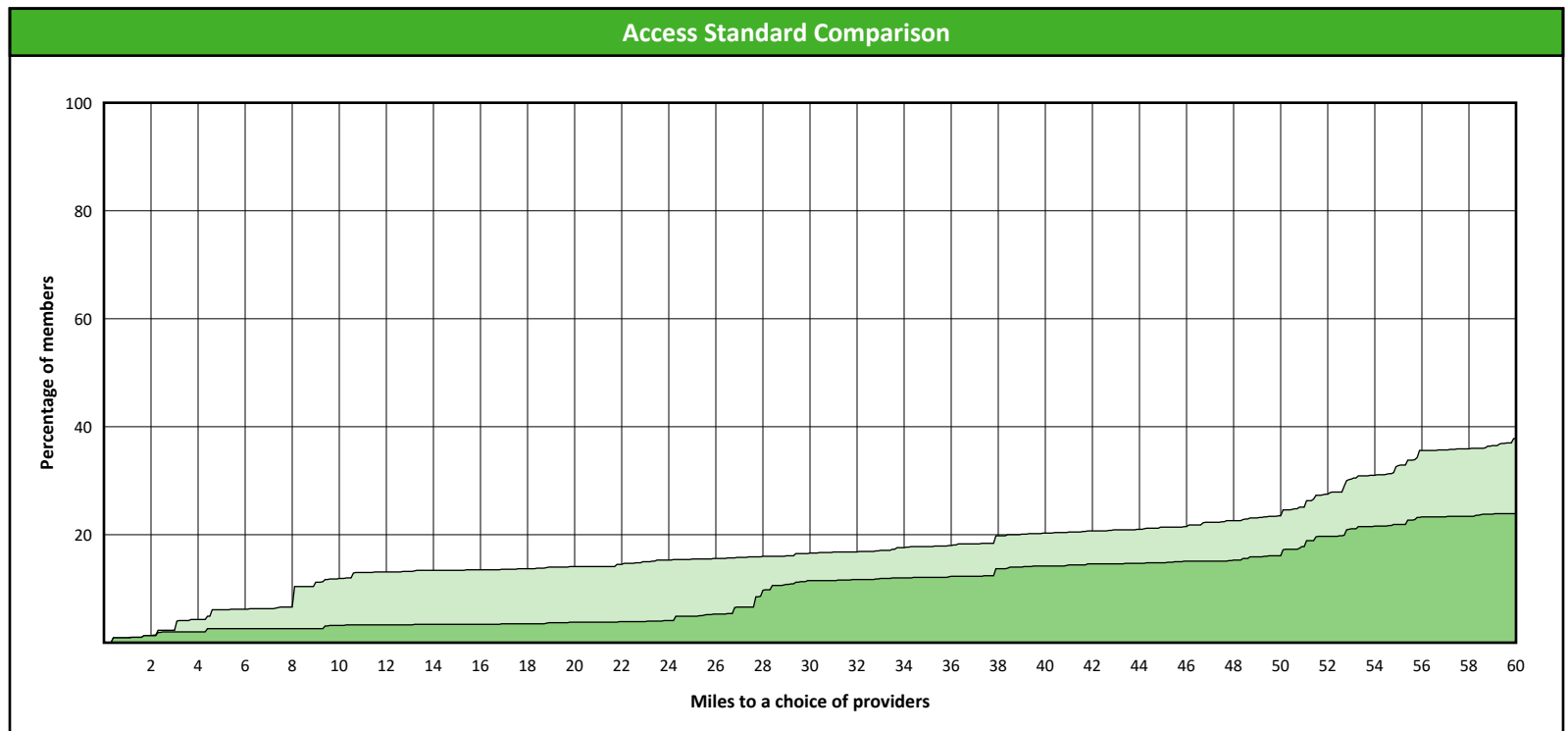
<sup>1</sup> The Access Standard is defined as (DWP Members) members accessing:

1 (DWP Prosthodontist) provider in 60 miles and 60 minutes



### Distances/Times

	Average
Distance/Time to 1st closest provider	72.9 miles 98.7 mins
Distance/Time to 2nd closest provider	107.1 miles 150.3 mins





## Access Overview 90 Miles - All Providers

SFY24 -- Q3

**Access Analysis**

DWP Network

**Member / Provider Groups**

DWP Members

DWP All Providers

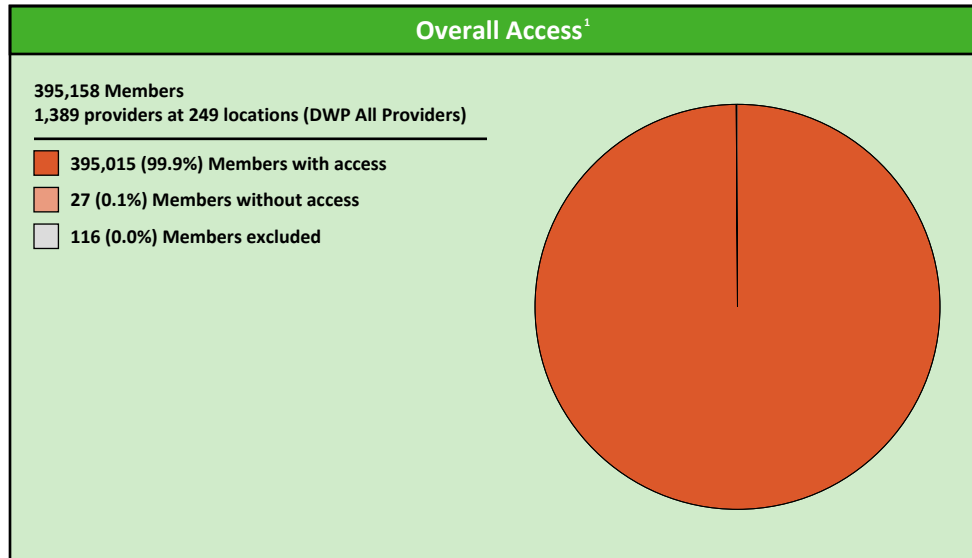
**Comparison Graph**

Percent of members with access to a choice of providers over miles

- 1st closest
- 2nd closest

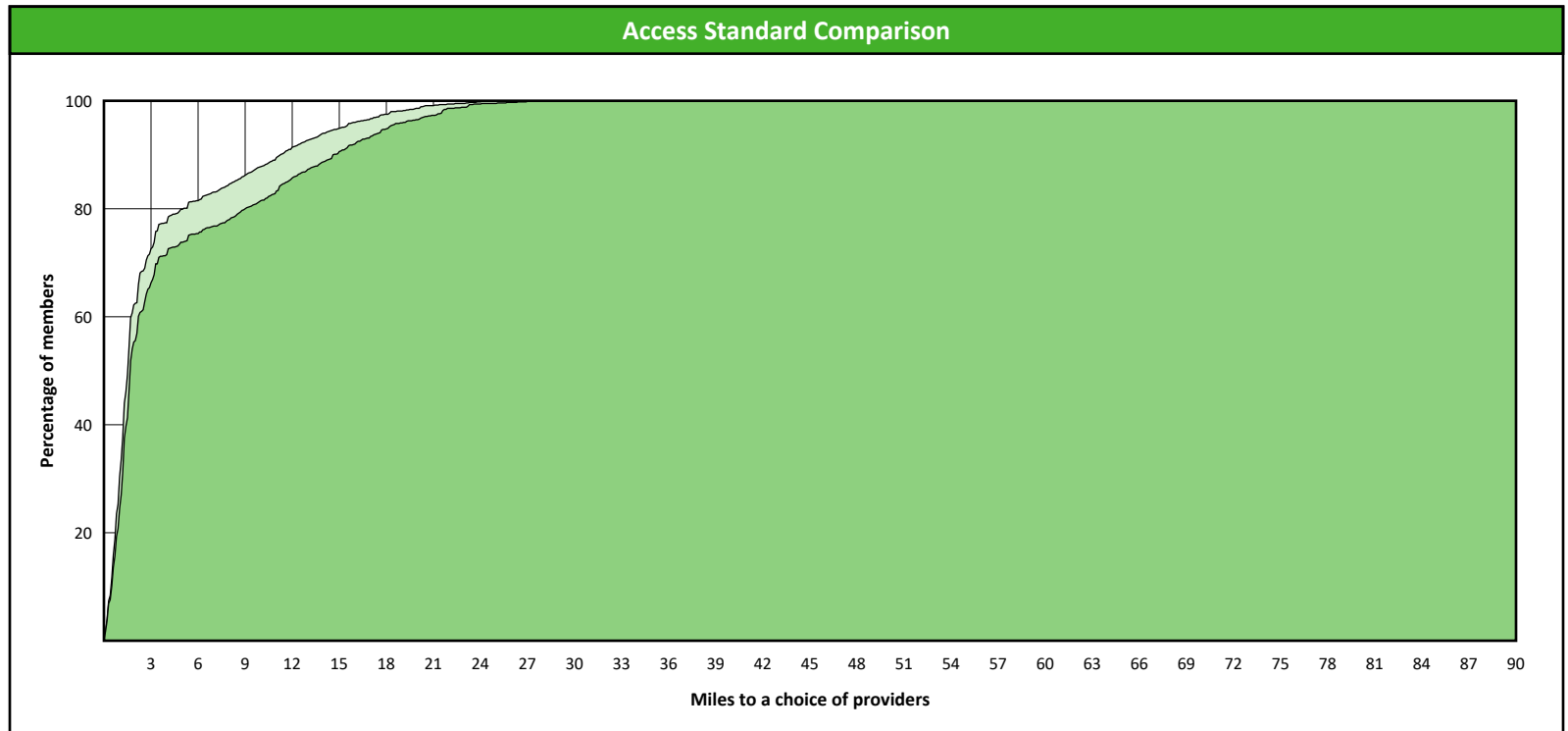
<sup>1</sup> The Access Standard is defined as (DWP Members) members accessing:

1 (DWP All Providers) provider in 90 miles and 90 minutes



### Distances/Times

	Average
Distance/Time to 1st closest provider	3.6 miles 4.0 mins
Distance/Time to 2nd closest provider	4.7 miles 5.2 mins



# Access Overview 90 Miles - Primary Care Dentist

SFY24 -- Q3

**Access Analysis**

DWP Network

**Member / Provider Groups**

DWP Members

DWP Primary Care Dentist


**Comparison Graph**

Percent of members with access to a choice of providers over miles

- 1st closest
- 2nd closest

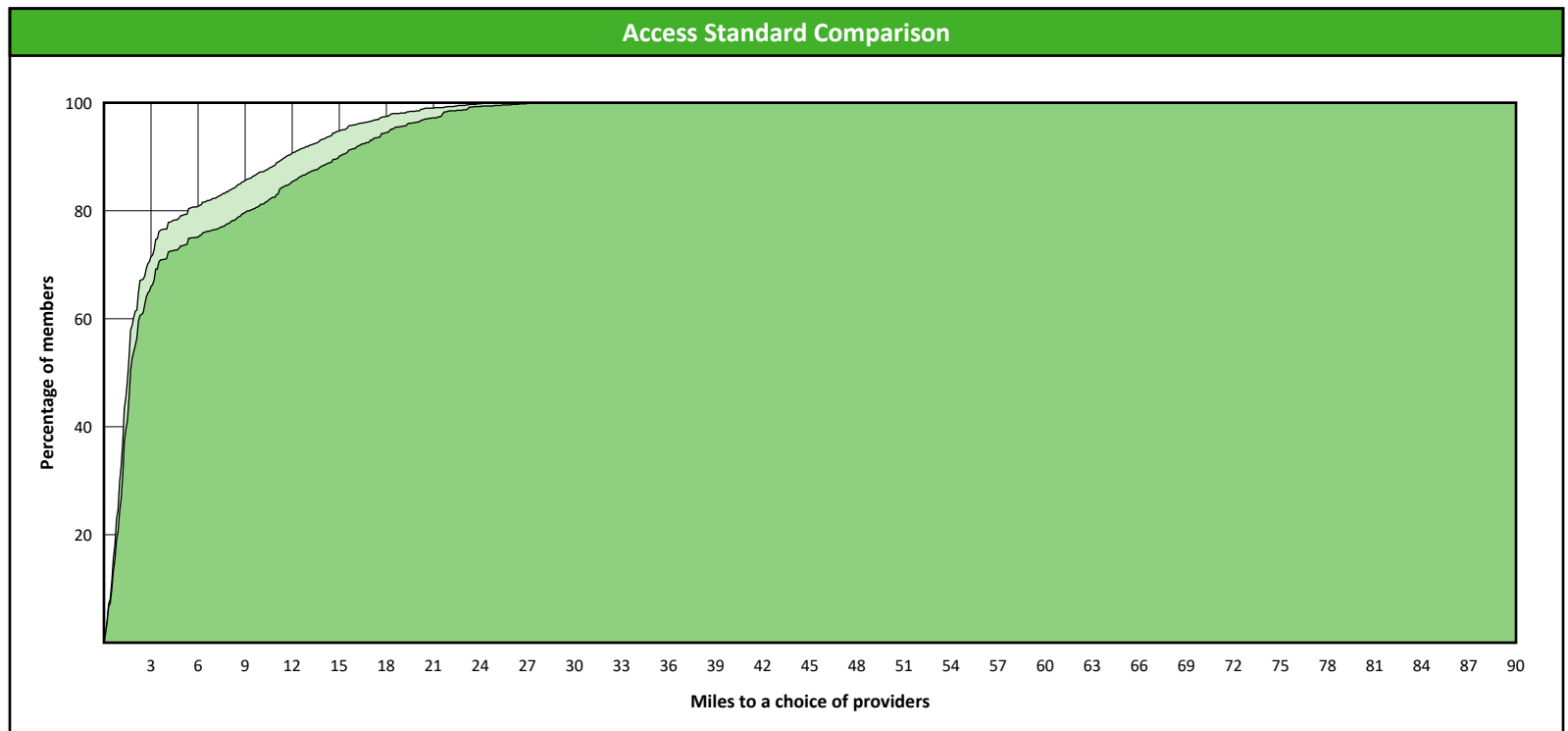
<sup>1</sup> The Access Standard is defined as (DWP Members) members accessing:

1 (DWP Primary Care Dentist) provider in 90 miles and 90 minutes



### Distances/Times

	Average
Distance/Time to 1st closest provider	3.7 miles 4.2 mins
Distance/Time to 2nd closest provider	4.8 miles 5.3 mins



# Access Overview 90 Miles - Oral Surgeon

SFY24 -- Q3

**Access Analysis**

DWP Network

**Member / Provider Groups**

DWP Members

DWP Oral Surgeon


**Comparison Graph**

Percent of members with access to a choice of providers over miles

- 1st closest
- 2nd closest

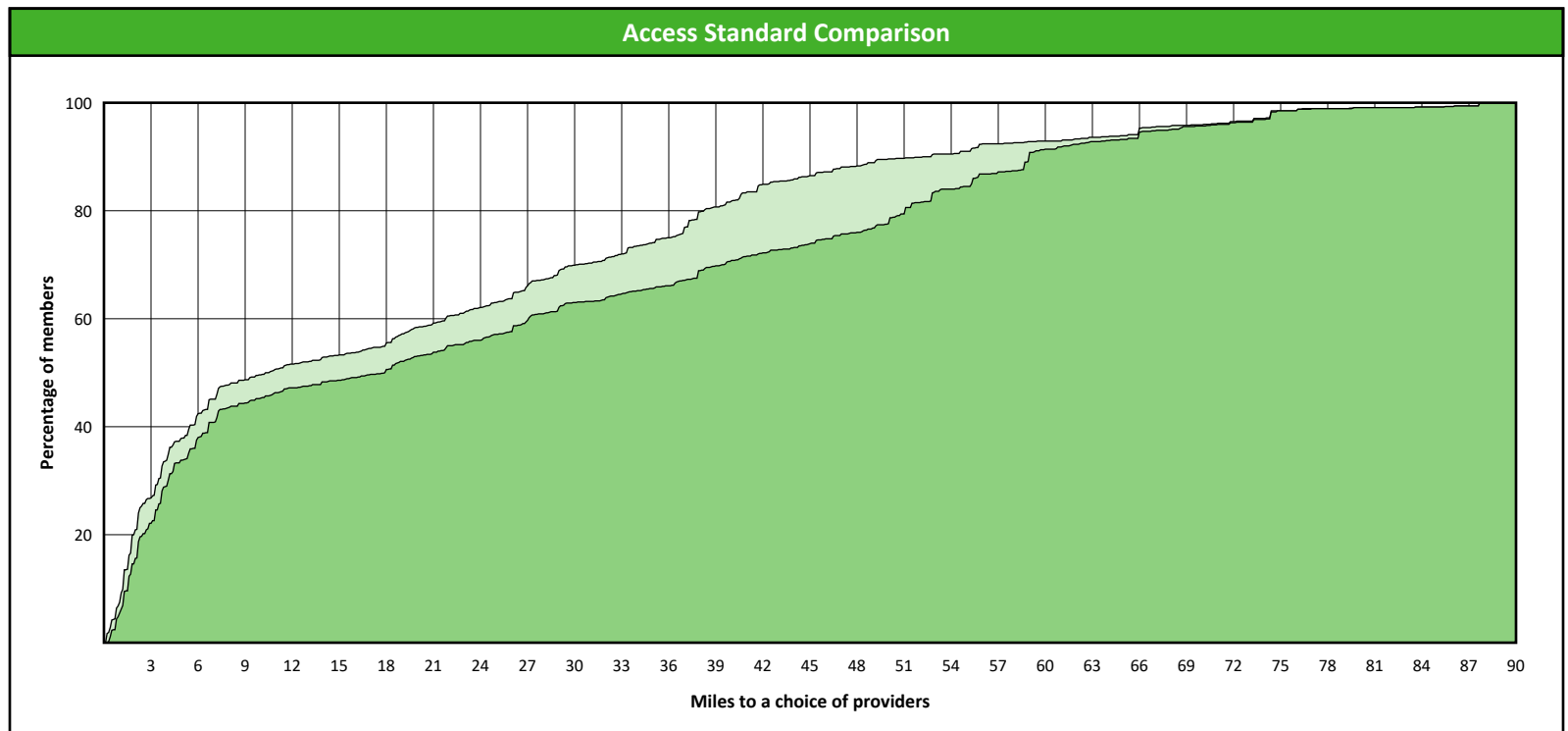
<sup>1</sup> The Access Standard is defined as (DWP Members) members accessing:

1 (DWP Oral Surgeon) provider in 90 miles and 90 minutes



### Distances/Times

	Average
Distance/Time to 1st closest provider	20.6 miles 23.9 mins
Distance/Time to 2nd closest provider	24.9 miles 29.6 mins



# Access Overview 90 Miles - Endodontist

SFY24 -- Q3

**Access Analysis**

DWP Network

**Member / Provider Groups**

DWP Members

DWP Endodontist

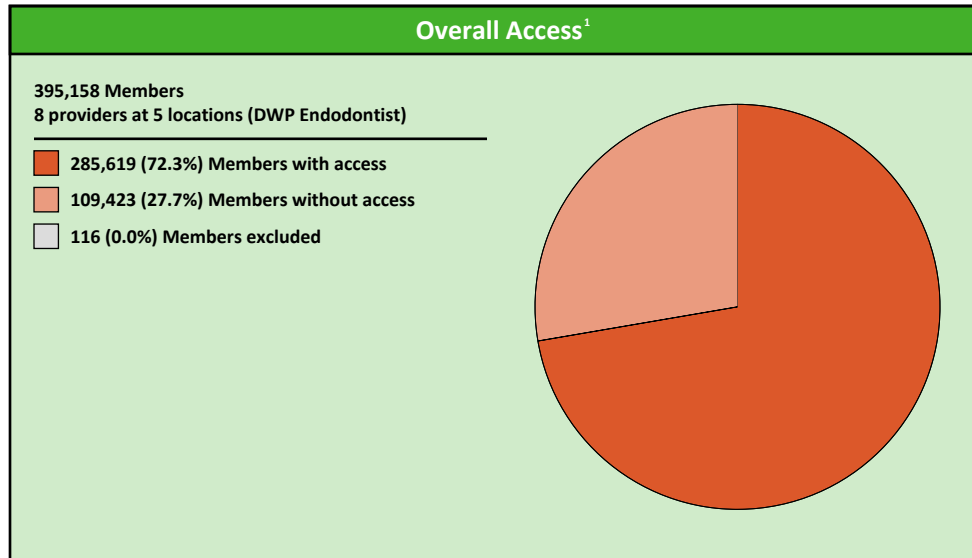
**Comparison Graph**

Percent of members with access to a choice of providers over miles

- 1st closest
- 2nd closest

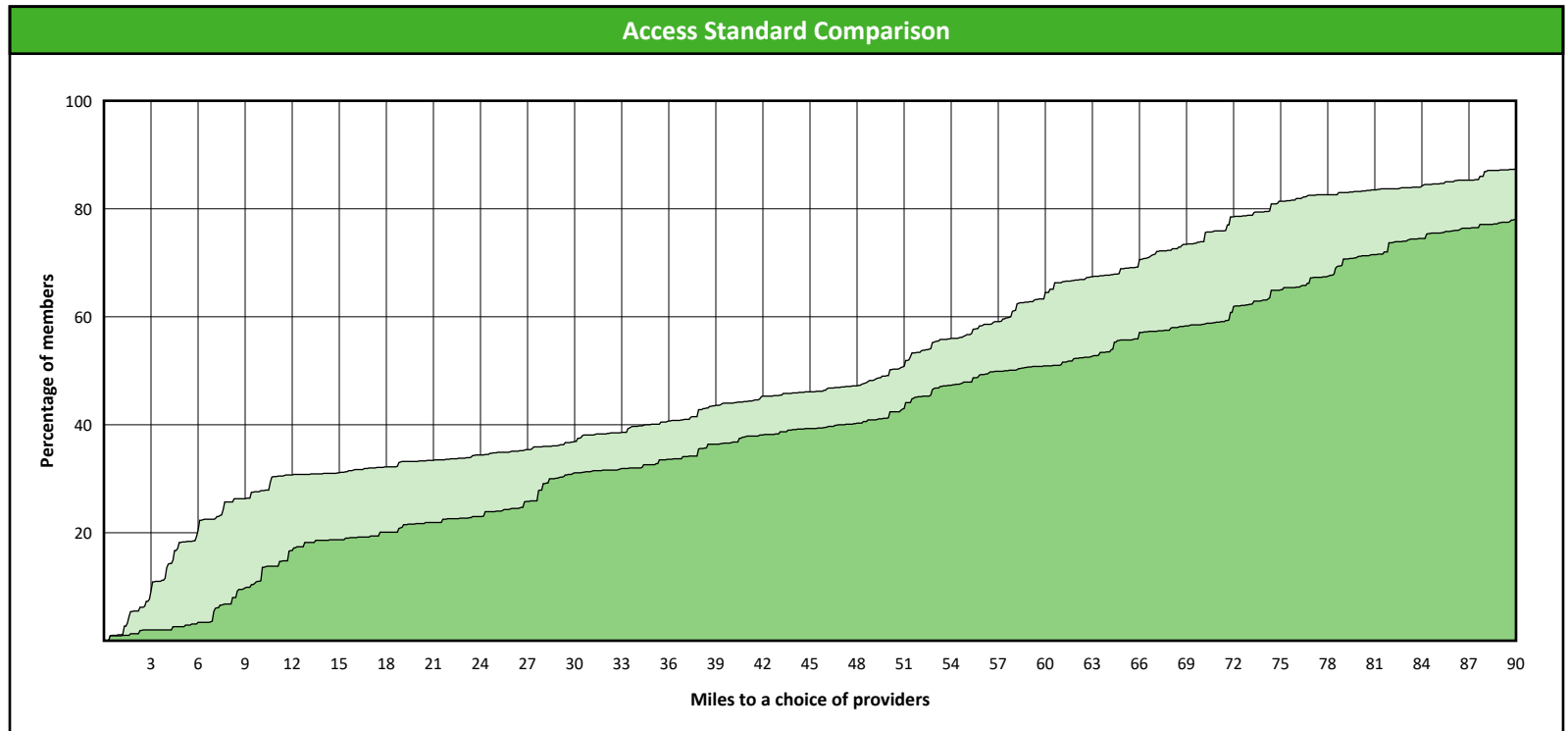
<sup>1</sup> The Access Standard is defined as (DWP Members) members accessing:

1 (DWP Endodontist) provider in 90 miles and 90 minutes



### Distances/Times

	Average
Distance/Time to 1st closest provider	46.6 miles 62.3 mins
Distance/Time to 2nd closest provider	61.7 miles 84.0 mins



## Access Overview 90 Miles - Orthodontist

SFY24 -- Q3

**Access Analysis**

DWP Network

**Member / Provider Groups**

DWP Members

DWP Orthodontist


**Comparison Graph**

Percent of members with access to a choice of providers over miles

- 1st closest
- 2nd closest

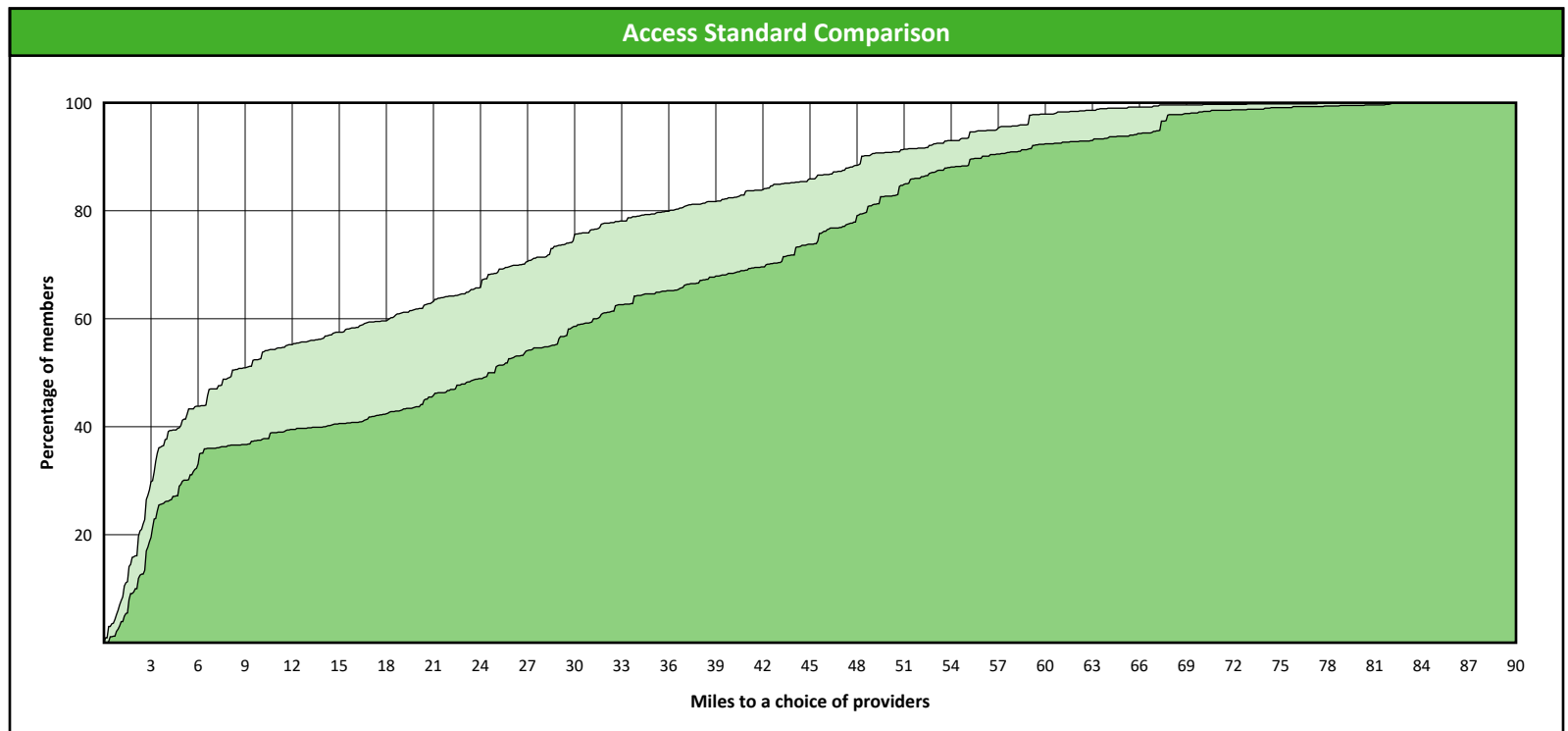
<sup>1</sup> The Access Standard is defined as (DWP Members) members accessing:

1 (DWP Orthodontist) provider in 90 miles and 90 minutes



### Distances/Times

	Average
Distance/Time to 1st closest provider	18.2 miles 20.3 mins
Distance/Time to 2nd closest provider	26.4 miles 29.8 mins



## Access Overview 90 Miles - Periodontist

SFY24 -- Q3

**Access Analysis**

DWP Network

**Member / Provider Groups**

DWP Members

DWP Periodontist


**Comparison Graph**

Percent of members with access to a choice of providers over miles

- 1st closest
- 2nd closest

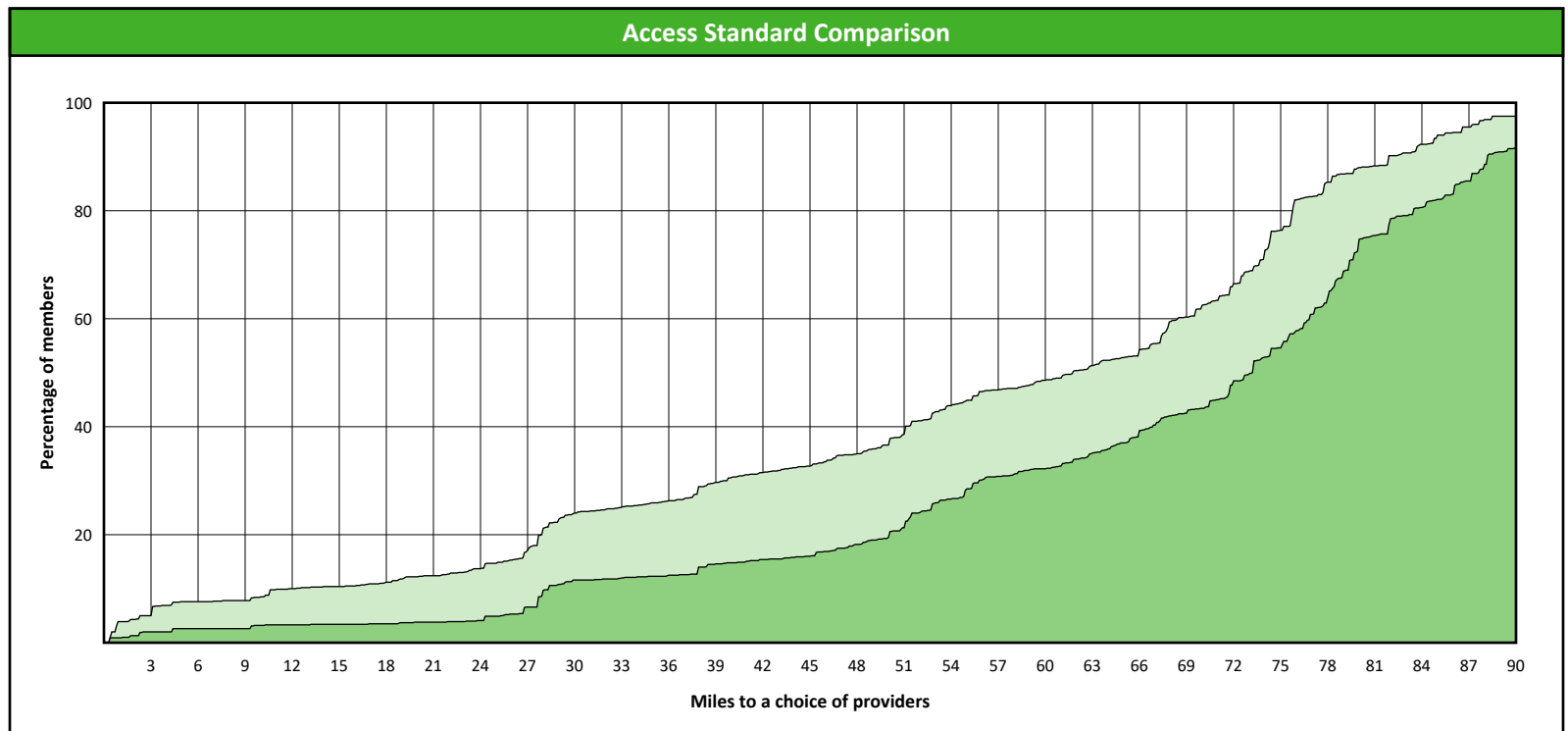
<sup>1</sup> The Access Standard is defined as (DWP Members) members accessing:

1 (DWP Periodontist) provider in 90 miles and 90 minutes



### Distances/Times

	Average
Distance/Time to 1st closest provider	54.4 miles 69.3 mins
Distance/Time to 2nd closest provider	66.6 miles 84.5 mins



# Access Overview 90 Miles - Prosthodontist

SFY24 -- Q3

**Access Analysis**

DWP Network

**Member / Provider Groups**

DWP Members

DWP Prosthodontist


**Comparison Graph**

Percent of members with access to a choice of providers over miles

- 1st closest
- 2nd closest

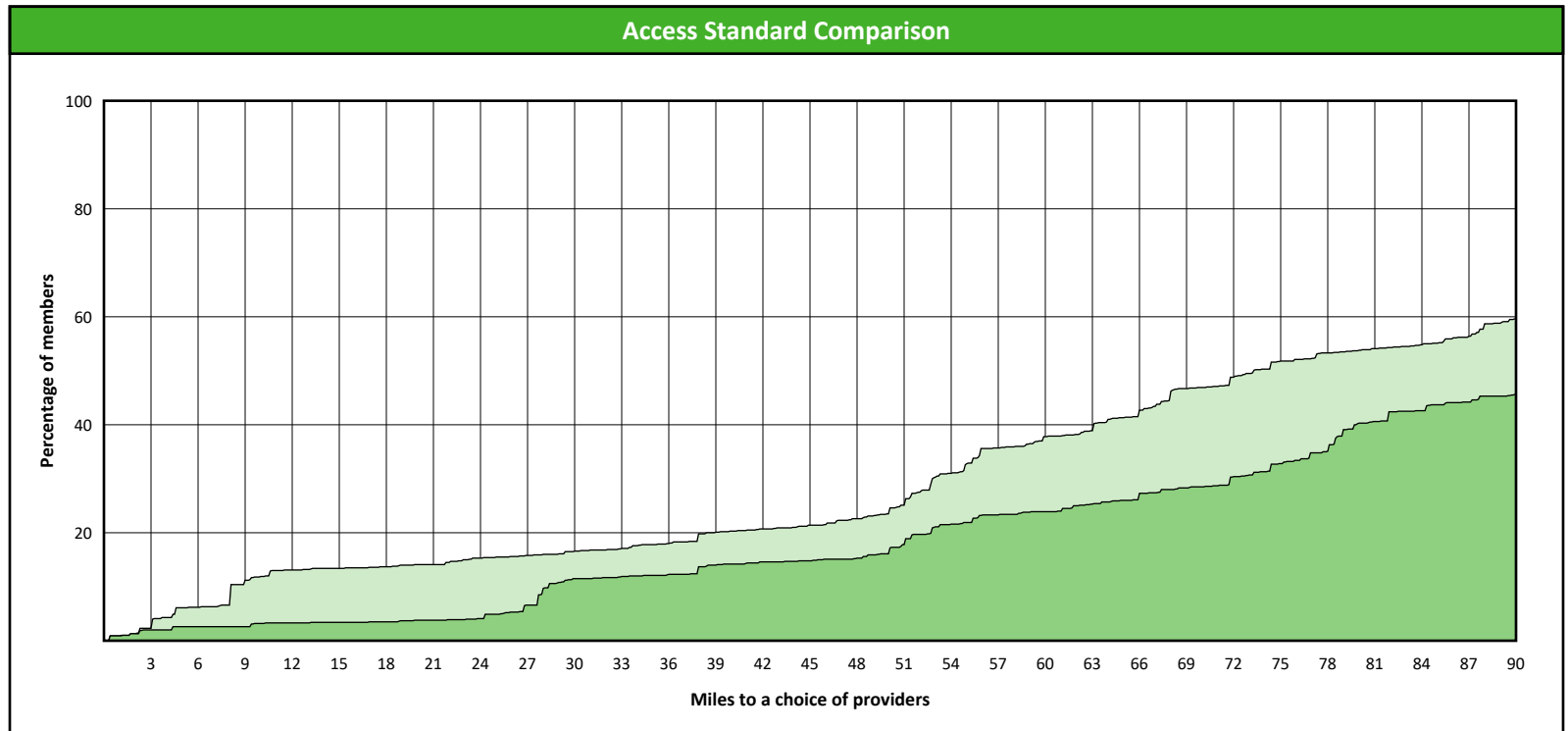
<sup>1</sup> The Access Standard is defined as (DWP Members) members accessing:

1 (DWP Prosthodontist) provider in 90 miles and 90 minutes



### Distances/Times

	Average
Distance/Time to 1st closest provider	72.9 miles 98.7 mins
Distance/Time to 2nd closest provider	107.1 miles 150.3 mins



# DWP Primary Care Dentist Access Map

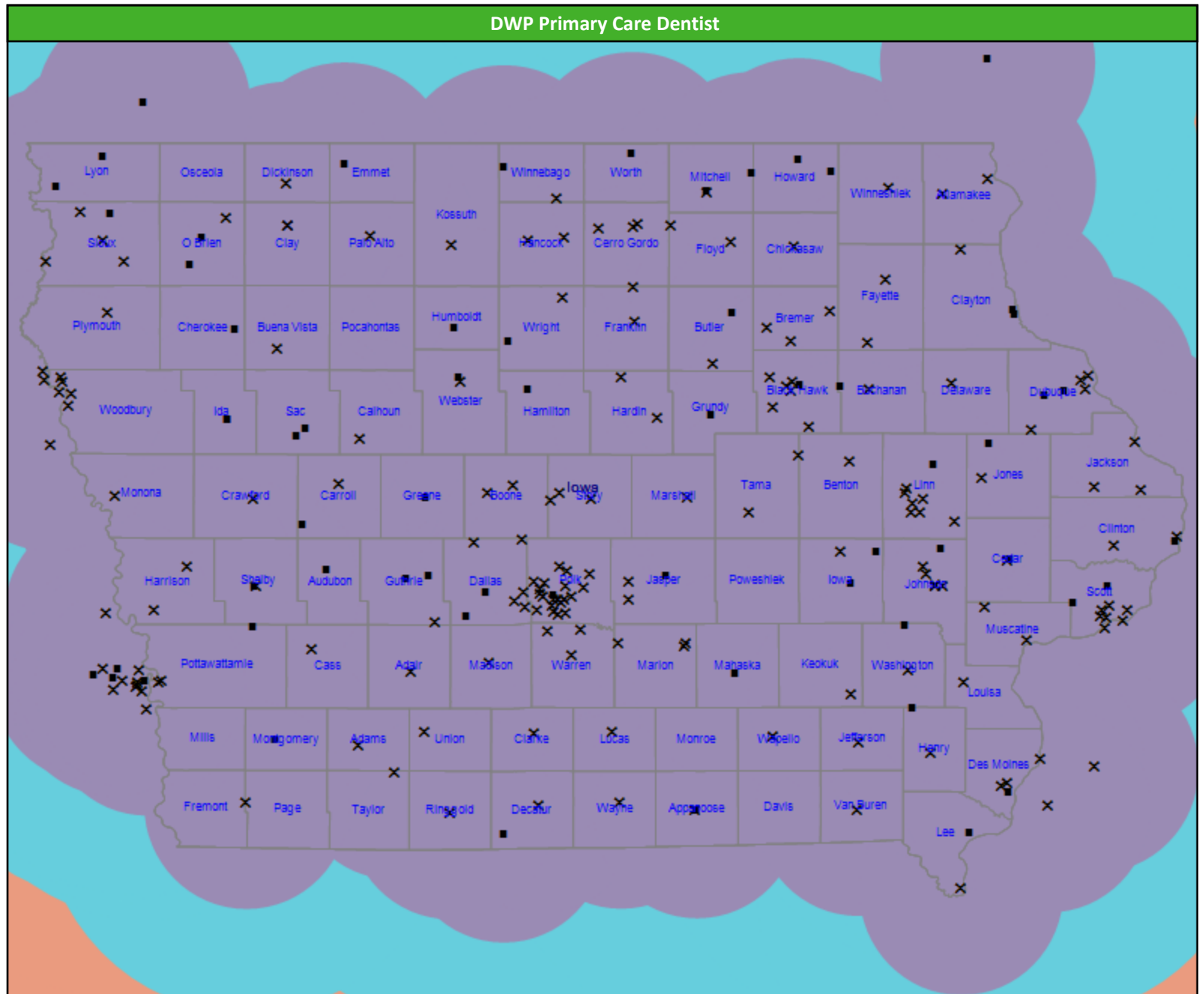
SFY24 -- Q3

## DWP Primary Care Dentist

1,076 providers at 238 locations

- Single providers (63)
- ✕ Multiple providers (175)
- 30 mile radius
- 60 mile radius
- 90 mile radius

41.42 miles





# DWP Oral Surgeon Access Map

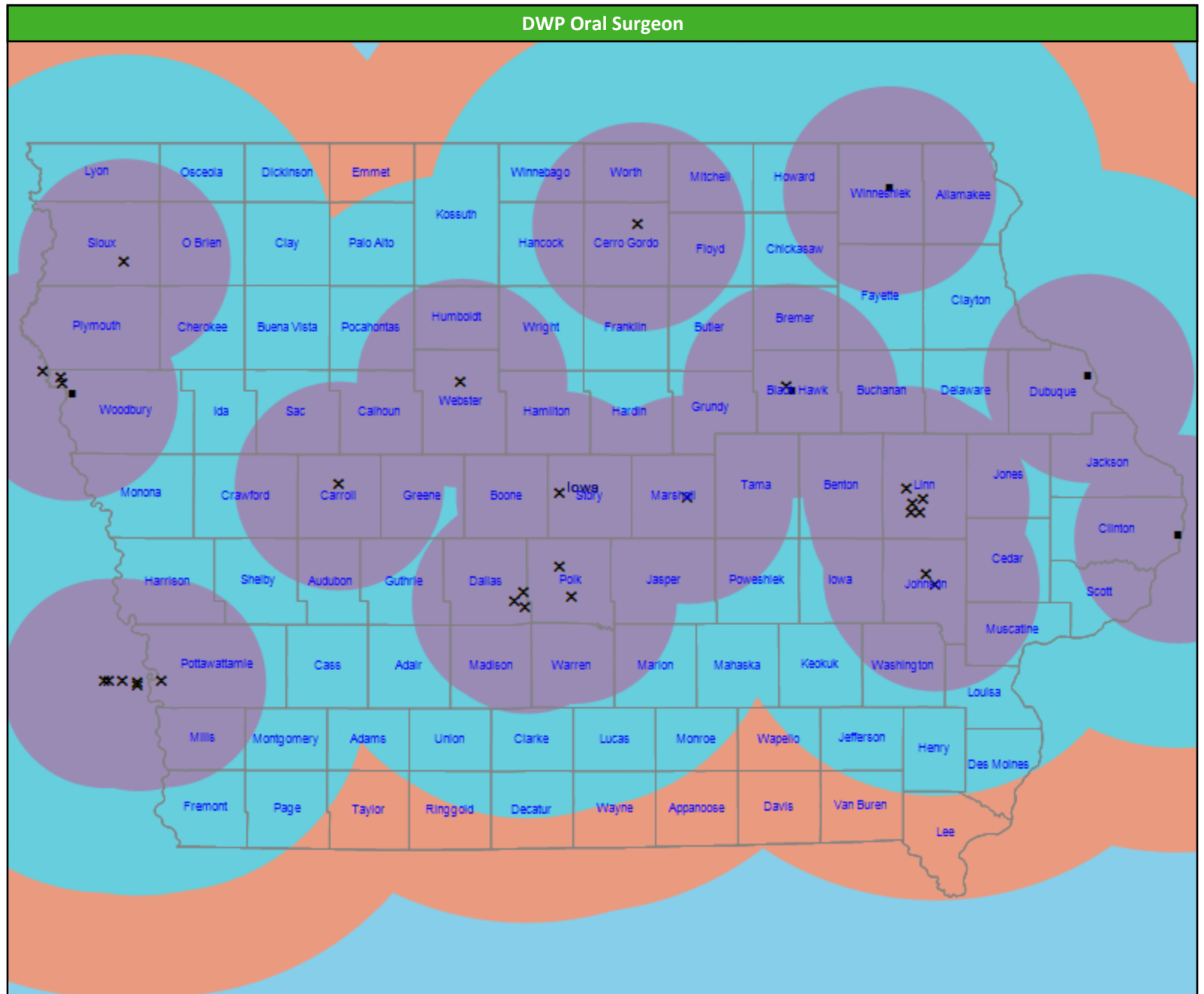
SFY24 -- Q3

## DWP Oral Surgeon

170 providers at 33 locations

- Single providers (5)
- ✕ Multiple providers (28)
- 30 mile radius
- 60 mile radius
- 90 mile radius

41.42 miles



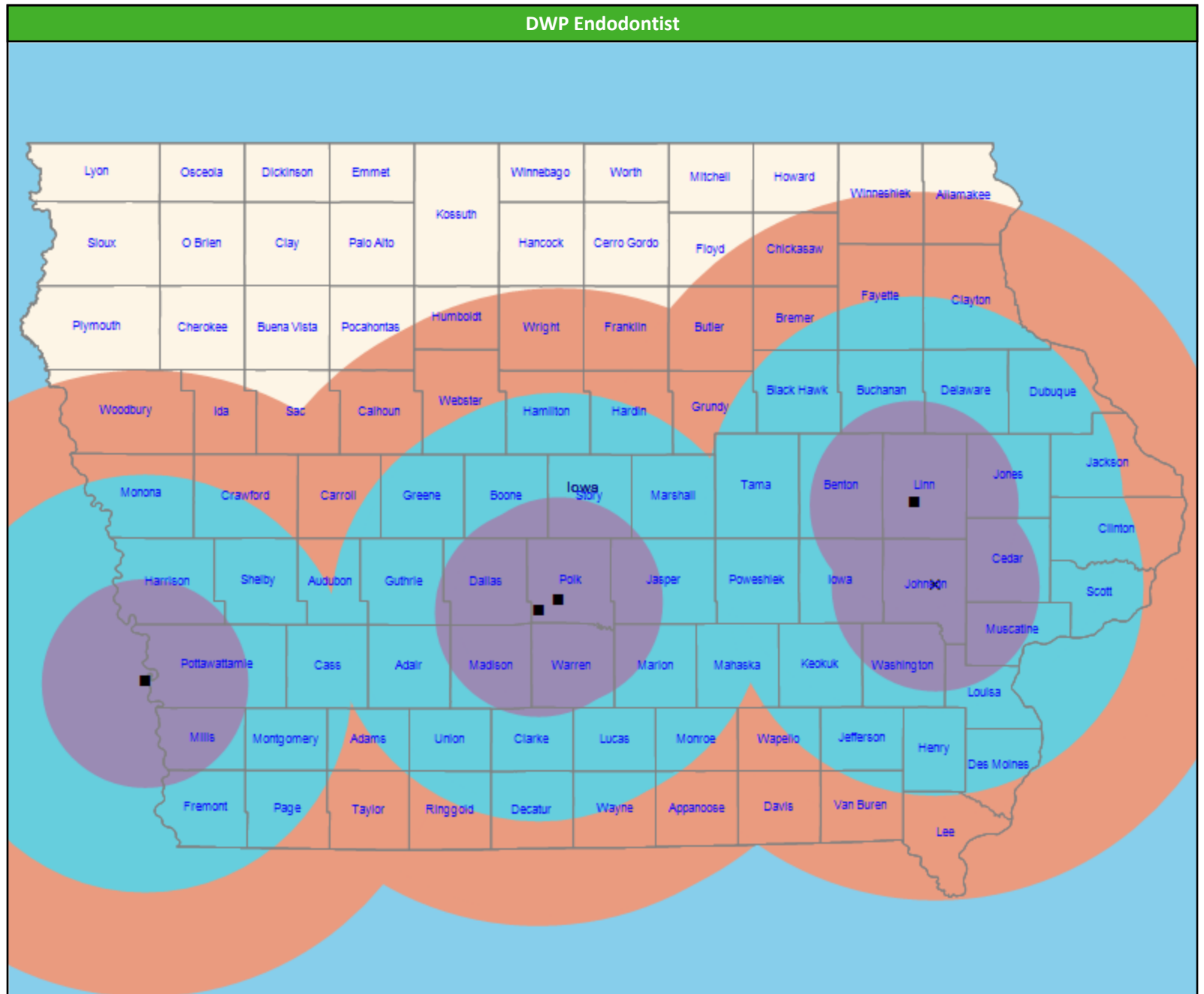
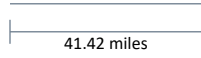
# DWP Endodontist Access Map

SFY24 -- Q3

## DWP Endodontist

8 providers at 5 locations

- Single providers (4)
- ✕ Multiple providers (1)
- 30 mile radius
- 60 mile radius
- 90 mile radius



# DWP Periodontist Access Map

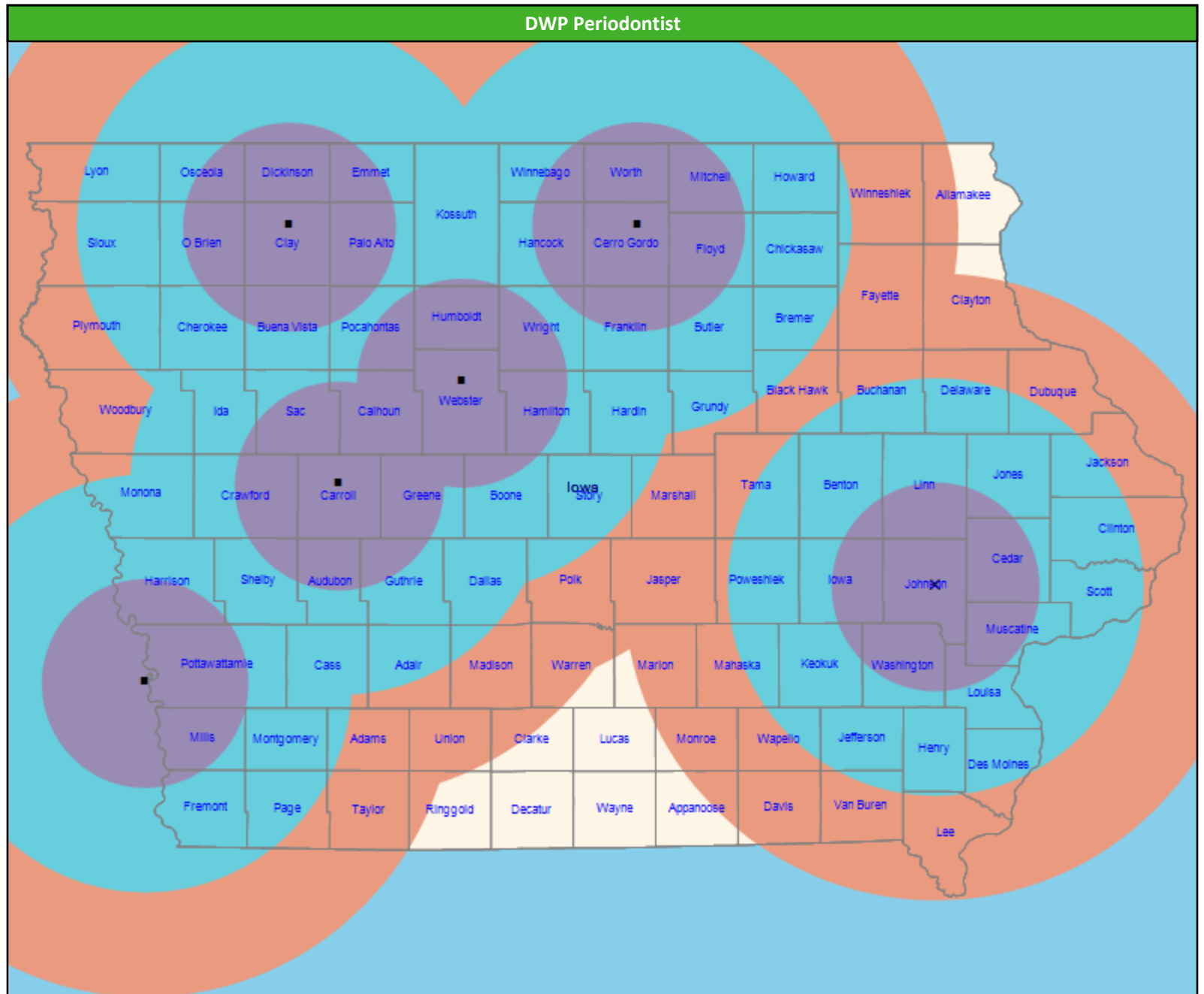
SFY24 -- Q3

## DWP Periodontist

13 providers at 6 locations

- Single providers (5)
- ✕ Multiple providers (1)
- 30 mile radius
- 60 mile radius
- 90 mile radius

41.42 miles



# DWP Prosthodontist Access Map

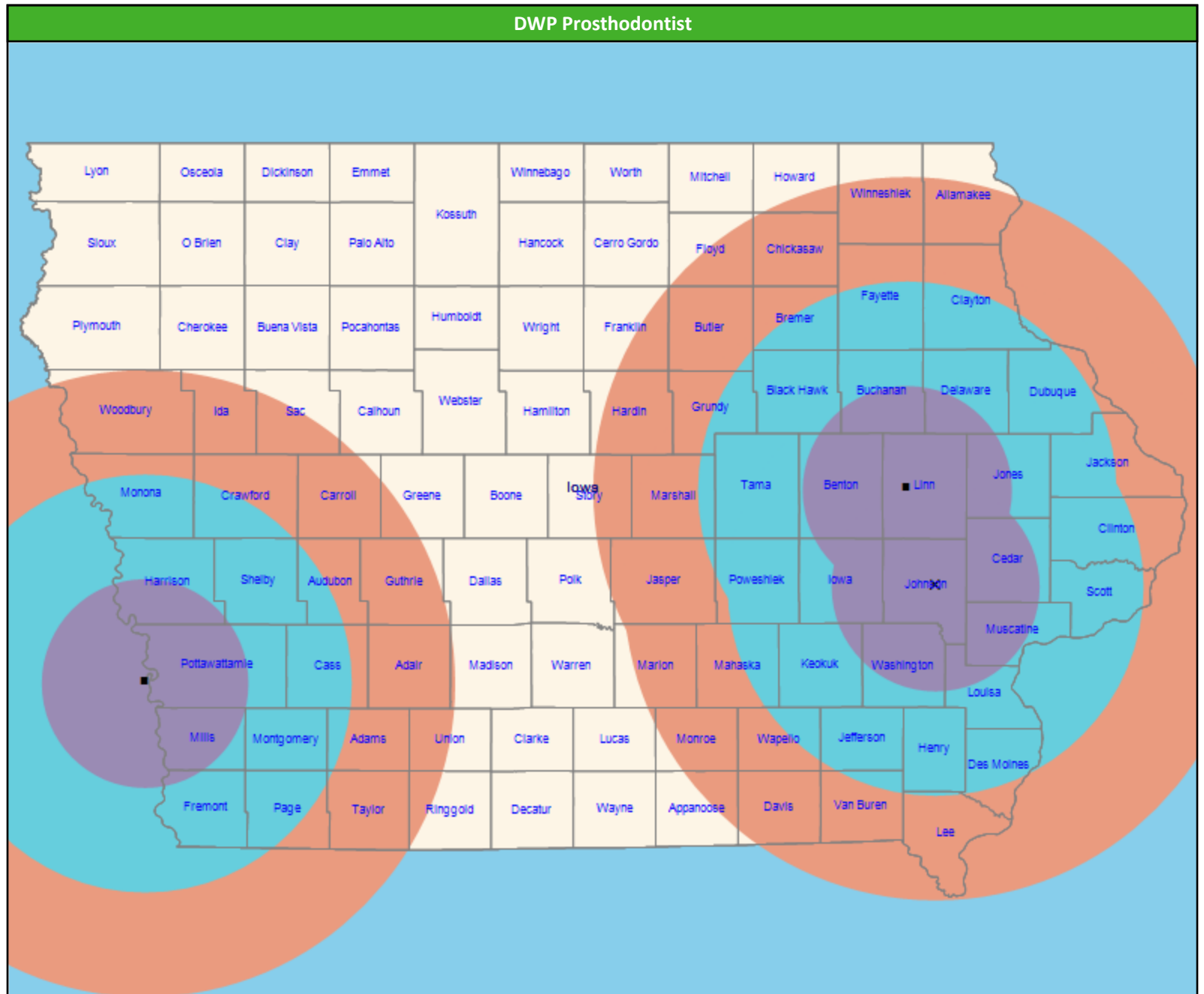
SFY24 -- Q3

## DWP Prosthodontist

23 providers at 3 locations

- Single providers (2)
- ✕ Multiple providers (1)
- 30 mile radius
- 60 mile radius
- 90 mile radius

41.42 miles



# DWP Orthodontist Access Map

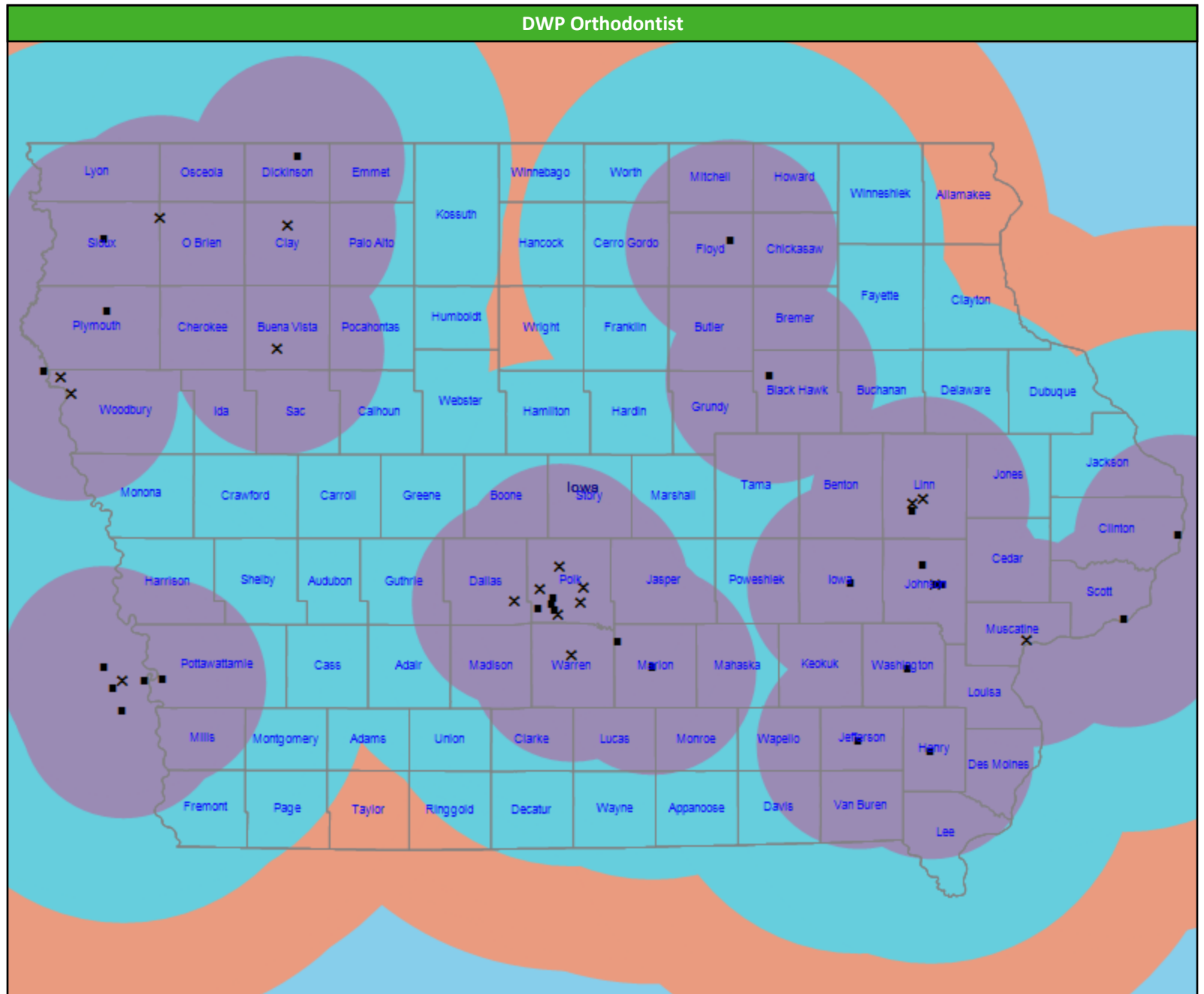
SFY24 -- Q3

## DWP Orthodontist

98 providers at 44 locations

- Single providers (27)
- ✕ Multiple providers (17)
- 30 mile radius
- 60 mile radius
- 90 mile radius

41.42 miles



### Access Summary By State

SFY24 -- Q3

**Access Analysis**

DWP Network

**Member Group**

DWP Members

**Provider Group**

- DWP All Providers
- DWP Primary Care Dentist
- DWP Oral Surgeon
- DWP Endodontist
- DWP Orthodontist
- DWP Periodontist
- DWP Prosthodontist

<sup>1</sup> Provider counts represent:

- P: Unique providers
- L: Unique provider locations

\*\* These records have been excluded from the analysis because of invalid zip codes.

All Members												
Member		Provider		With Access		Without Access		Counts <sup>1</sup>		Average Distance		Average Time
Group	#	Group	Standard	#	%	#	%	P	L	1	2	1
DWP Members	395,042	DWP All Providers	1 in 30 miles and 3...	394,976	99.9	66	0.1	1,389	249	3.6	4.7	4.0
		DWP Primary ...	1 in 30 miles and 3...	394,976	99.9	66	0.1	1,076	238	3.7	4.8	4.2
		DWP Primary ...	1 in 60 miles and 6...	395,011	99.9	31	0.1	1,076	238	3.7	4.8	4.2
		DWP Primary...	1 in 90 miles and 9...	395,015	99.9	27	0.1	1,076	238	3.7	4.8	4.2
		DWP Oral Surgeon	1 in 30 miles and 3...	261,840	66.3	133,202	33.7	170	33	20.6	24.9	23.9
		DWP Oral Surgeon	1 in 60 miles and 6...	355,991	90.1	39,051	9.9	170	33	20.6	24.9	23.9
		DWP Oral Surgeon	1 in 90 miles and 9...	387,602	98.1	7,440	1.9	170	33	20.6	24.9	23.9
		DWP Endodontist	1 in 30 miles and 3...	134,551	34.1	260,491	65.9	8	5	46.6	61.7	62.3
		DWP Endodontist	1 in 60 miles and 6...	184,998	46.8	210,044	53.2	8	5	46.6	61.7	62.3
		DWP Endodontist	1 in 90 miles and 9...	285,619	72.3	109,423	27.7	8	5	46.6	61.7	62.3
		DWP Orthodontist	1 in 30 miles and 3...	280,194	70.9	114,848	29.1	98	44	18.2	26.4	20.3
		DWP Orthodontist	1 in 60 miles and 6...	367,745	93.1	27,297	6.9	98	44	18.2	26.4	20.3
		DWP Orthodontist	1 in 90 miles and 9...	395,009	99.9	33	0.1	98	44	18.2	26.4	20.3
		DWP Periodontist	1 in 30 miles and 3...	57,878	14.7	337,164	85.3	13	6	54.4	66.6	69.3
		DWP Periodontist	1 in 60 miles and 6...	145,214	36.8	249,828	63.2	13	6	54.4	66.6	69.3
		DWP Periodontist	1 in 90 miles and 9...	268,511	68.0	126,531	32.0	13	6	54.4	66.6	69.3
		DWP Prosthodo...	1 in 30 miles and 3...	58,836	14.9	336,206	85.1	23	3	72.9	107.1	98.7
		DWP Prosthodo...	1 in 60 miles and 6...	86,511	21.9	308,531	78.1	23	3	72.9	107.1	98.7
		DWP Prosthodo...	1 in 90 miles and 9...	165,029	41.8	230,013	58.2	23	3	72.9	107.1	98.7

Key Geographic Areas										
State Name	Member	Provider		With Access		Without Access		Average Distance		Average Time
	#	Group	Standard	#	%	#	%	1	2	1
Iowa	395,001	DWP All Providers	1 in 30 miles and 30 mins	394,971	99.9	30	0.1	3.6	4.7	4.0
		DWP Primary Care	1 in 30 miles and 30 mins	394,971	99.9	30	0.1	3.7	4.7	4.1
		DWP Primary Care	1 in 60 miles and 60 mins	395,001	100.0	0	0.0	3.7	4.7	4.1
		DWP Primary Care	1 in 90 miles and 90 mins	395,001	100.0	0	0.0	3.7	4.7	4.1
		DWP Oral Surgeon	1 in 30 miles and 30 mins	261,836	66.3	133,165	33.7	20.5	24.9	23.8
		DWP Oral Surgeon	1 in 60 miles and 60 mins	355,984	90.1	39,017	9.9	20.5	24.9	23.8
		DWP Oral Surgeon	1 in 90 miles and 90 mins	387,592	98.1	7,409	1.9	20.5	24.9	23.8
		DWP Endodontist	1 in 30 miles and 30 mins	134,549	34.1	260,452	65.9	46.6	61.6	62.3
		DWP Endodontist	1 in 60 miles and 60 mins	184,995	46.8	210,006	53.2	46.6	61.6	62.3
		DWP Endodontist	1 in 90 miles and 90 mins	285,616	72.3	109,385	27.7	46.6	61.6	62.3
		DWP Orthodontist	1 in 30 miles and 30 mins	280,190	70.9	114,811	29.1	18.1	26.3	20.3
		DWP Orthodontist	1 in 60 miles and 60 mins	367,740	93.1	27,261	6.9	18.1	26.3	20.3
		DWP Orthodontist	1 in 90 miles and 90 mins	395,000	99.9	1	0.1	18.1	26.3	20.3
		DWP Periodontist	1 in 30 miles and 30 mins	57,876	14.7	337,125	85.3	54.4	66.5	69.3
		DWP Periodontist	1 in 60 miles and 60 mins	145,211	36.8	249,790	63.2	54.4	66.5	69.3
		DWP Periodontist	1 in 90 miles and 90 mins	268,506	68.0	126,495	32.0	54.4	66.5	69.3

### Access Summary By City

SFY24 -- Q3

**Access Analysis**

DWP Network

**Member Group**

DWP Members

**Provider Group**

DWP All Providers DWP

Primary Care Dentist

DWP Oral Surgeon

DWP Endodontist

DWP Orthodontist

DWP Periodontist

DWP Prosthodontist

<sup>1</sup> Provider counts represent:

P: Unique providers

L: Unique provider locations

\*\* These records have been excluded from the analysis because of invalid zip codes.

All Members												
Member		Provider		With Access		Without Access		Counts <sup>1</sup>		Average Distance		Average Time
Group	#	Group	Standard	#	%	#	%	P	L	1	2	1
DWP Members	395,042	DWP All Providers	1 in 30 miles and 3...	394,976	99.9	66	0.1	1,389	249	3.6	4.7	4.0
		DWP Primary...	1 in 30 miles and 3...	394,976	99.9	66	0.1	1,076	238	3.7	4.8	4.2
		DWP Primary...	1 in 60 miles and 6...	395,011	99.9	31	0.1	1,076	238	3.7	4.8	4.2
		DWP Primary...	1 in 90 miles and 9...	395,015	99.9	27	0.1	1,076	238	3.7	4.8	4.2
		DWP Oral Surgeon	1 in 30 miles and 3...	261,840	66.3	133,202	33.7	170	33	20.6	24.9	23.9
		DWP Oral Surgeon	1 in 60 miles and 6...	355,991	90.1	39,051	9.9	170	33	20.6	24.9	23.9
		DWP Oral Surgeon	1 in 90 miles and 9...	387,602	98.1	7,440	1.9	170	33	20.6	24.9	23.9
		DWP Endodontist	1 in 30 miles and 3...	134,551	34.1	260,491	65.9	8	5	46.6	61.7	62.3
		DWP Endodontist	1 in 60 miles and 6...	184,998	46.8	210,044	53.2	8	5	46.6	61.7	62.3
		DWP Endodontist	1 in 90 miles and 9...	285,619	72.3	109,423	27.7	8	5	46.6	61.7	62.3
		DWP Orthodontist	1 in 30 miles and 3...	280,194	70.9	114,848	29.1	98	44	18.2	26.4	20.3
		DWP Orthodontist	1 in 60 miles and 6...	367,745	93.1	27,297	6.9	98	44	18.2	26.4	20.3
		DWP Orthodontist	1 in 90 miles and 9...	395,009	99.9	33	0.1	98	44	18.2	26.4	20.3
		DWP Periodontist	1 in 30 miles and 3...	57,878	14.7	337,164	85.3	13	6	54.4	66.6	69.3
		DWP Periodontist	1 in 60 miles and 6...	145,214	36.8	249,828	63.2	13	6	54.4	66.6	69.3
		DWP Periodontist	1 in 90 miles and 9...	268,511	68.0	126,531	32.0	13	6	54.4	66.6	69.3
		DWP Prosthodo...	1 in 30 miles and 3...	58,836	14.9	336,206	85.1	23	3	72.9	107.1	98.7
		DWP Prosthodo...	1 in 60 miles and 6...	86,511	21.9	308,531	78.1	23	3	72.9	107.1	98.7
		DWP Prosthodo...	1 in 90 miles and 9...	165,029	41.8	230,013	58.2	23	3	72.9	107.1	98.7

Key Geographic Areas										
City	Member	Provider		With Access		Without Access		Average Distance		Average Time
	#	Group	Standard	#	%	#	%	1	2	1
Des Moines, IA	41,891	DWP All Providers	1 in 30 miles and 30 mins	41,891	100.0	0	0.0	1.4	1.4	2.1
		DWP Primary Care	1 in 30 miles and 30 mins	41,891	100.0	0	0.0	1.4	1.4	2.1
		DWP Primary Care	1 in 60 miles and 60 mins	41,891	100.0	0	0.0	1.4	1.4	2.1
		DWP Primary Care	1 in 90 miles and 90 mins	41,891	100.0	0	0.0	1.4	1.4	2.1
		DWP Oral Surgeon	1 in 30 miles and 30 mins	41,891	100.0	0	0.0	4.9	4.9	7.2
		DWP Oral Surgeon	1 in 60 miles and 60 mins	41,891	100.0	0	0.0	4.9	4.9	7.2
		DWP Oral Surgeon	1 in 90 miles and 90 mins	41,891	100.0	0	0.0	4.9	4.9	7.2
		DWP Endodontist	1 in 30 miles and 30 mins	41,891	100.0	0	0.0	3.9	9.5	6.8
		DWP Endodontist	1 in 60 miles and 60 mins	41,891	100.0	0	0.0	3.9	9.5	6.8
		DWP Endodontist	1 in 90 miles and 90 mins	41,891	100.0	0	0.0	3.9	9.5	6.8
		DWP Orthodontist	1 in 30 miles and 30 mins	41,891	100.0	0	0.0	2.8	3.4	4.3
		DWP Orthodontist	1 in 60 miles and 60 mins	41,891	100.0	0	0.0	2.8	3.4	4.3
		DWP Orthodontist	1 in 90 miles and 90 mins	41,891	100.0	0	0.0	2.8	3.4	4.3
		DWP Periodontist	1 in 30 miles and 30 mins	0	0.0	41,891	100.0	74.1	78.0	96.3
		DWP Periodontist	1 in 60 miles and 60 mins	0	0.0	41,891	100.0	74.1	78.0	96.3
DWP Periodontist	1 in 90 miles and 90 mins	7,910	18.9	33,981	81.1	74.1	78.0	96.3		