

# ***Network Access Analysis***

***Dental Wellness Plan***

***Delta Dental of Iowa***

---

*April 15, 2024*

# Contents

## Report Contents

Access Overview 30 Miles . . . . .	3
<i>DWP Members: DWP All Providers, DWP Members: DWP General Dentist, DWP Members: DWP Oral Surgeon, DWP Members: DWP Endodontist, DWP Members: DWP Orthodontist, DWP Members: DWP Periodontist, DWP Members: DWP Prosthodontist</i>	
Access Overview 60 Miles . . . . .	10
<i>DWP Members: DWP All Providers, DWP Members: DWP General Dentist, DWP Members: DWP Oral Surgeon, DWP Members: DWP Endodontist, DWP Members: DWP Orthodontist, DWP Members: DWP Periodontist, DWP Members: DWP Prosthodontist</i>	
Access Overview 90 Miles . . . . .	17
<i>DWP Members: DWP All Providers, DWP Members: DWP General Dentist, DWP Members: DWP Oral Surgeon, DWP Members: DWP Endodontist, DWP Members: DWP Orthodontist, DWP Members: DWP Periodontist, DWP Members: DWP Prosthodontist</i>	
DWP General Dentist Access Map . . . . .	24
DWP Oral Surgeon Access Map . . . . .	25
DWP Endodontist Access Map . . . . .	26
DWP Periodontist Access Map . . . . .	27
DWP Prosthodontist Access Map . . . . .	28
DWP Orthodontist Access Map . . . . .	29
Access Summary By State . . . . .	30
<i>DWP Members: DWP General Dentist, DWP Members: DWP General Dentist, DWP Members: DWP General Dentist, DWP Members: DWP Oral Surgeon, DWP Members: DWP Oral Surgeon, DWP Members: DWP Oral Surgeon, DWP Members: DWP Endodontist, DWP Members: DWP Endodontist, DWP Members: DWP Endodontist, DWP Members: DWP Periodontist, DWP Members: DWP Periodontist, DWP Members: DWP Periodontist, DWP Members: DWP Prosthodontist, DWP Members: DWP Prosthodontist, DWP Members: DWP Prosthodontist, DWP Members: DWP Orthodontist, DWP Members: DWP Orthodontist, DWP Members: DWP Orthodontist, DWP Members: DWP All Providers</i>	
Access Summary By City . . . . .	31
<i>DWP Members: DWP General Dentist, DWP Members: DWP General Dentist, DWP Members: DWP General Dentist, DWP Members: DWP Oral Surgeon, DWP Members: DWP Oral Surgeon, DWP Members: DWP Oral Surgeon, DWP Members: DWP Endodontist, DWP Members: DWP Endodontist, DWP Members: DWP Endodontist, DWP Members: DWP Periodontist, DWP Members: DWP Periodontist, DWP Members: DWP Periodontist, DWP Members: DWP Prosthodontist, DWP Members: DWP Prosthodontist, DWP Members: DWP Prosthodontist, DWP Members: DWP Orthodontist, DWP Members: DWP Orthodontist, DWP Members: DWP Orthodontist, DWP Members: DWP All Providers</i>	

# Access Overview 30 Miles

April 15, 2024

**Access Analysis**

DWP Network

**Member / Provider Groups**

DWP Members

DWP All Providers

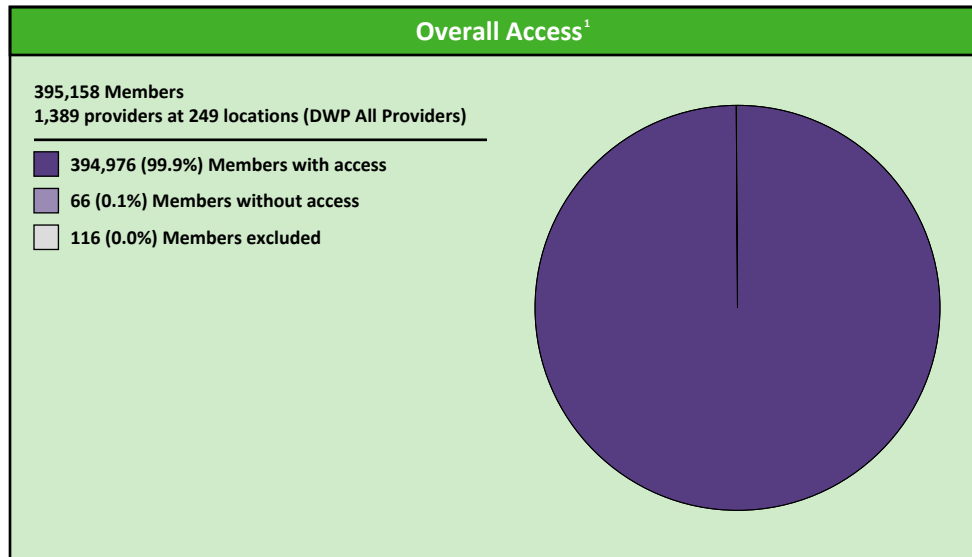
**Comparison Graph**

Percent of members with access to a choice of providers over miles

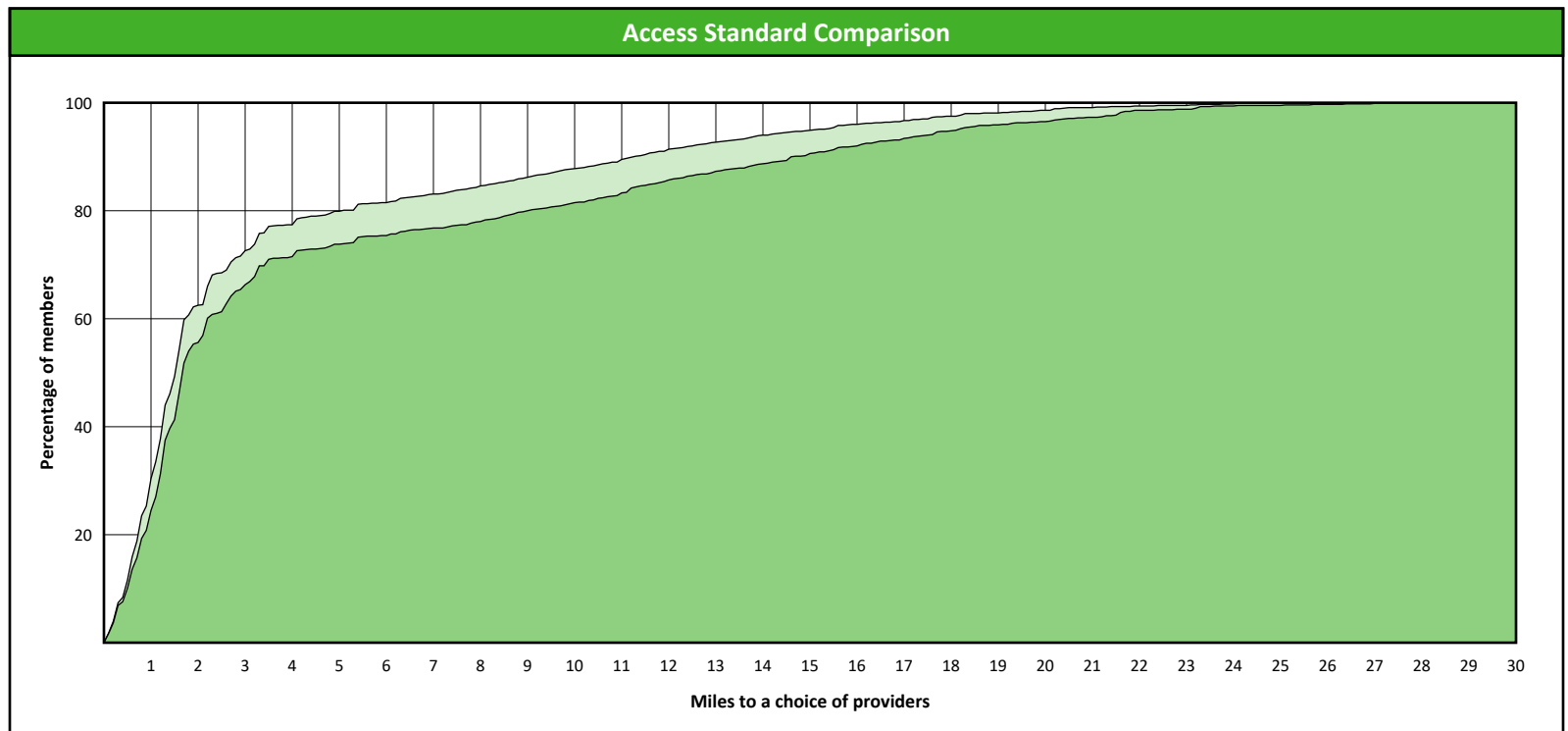
- 1st closest
- 2nd closest

<sup>1</sup> The Access Standard is defined as (DWP Members) members accessing:

1 (DWP All Providers) provider in 30 miles and 30 minutes



Distances/Times	
	Average
Distance/Time to 1st closest provider	3.6 miles 4.0 mins
Distance/Time to 2nd closest provider	4.7 miles 5.2 mins



# Access Overview 30 Miles

April 15, 2024

**Access Analysis**

DWP Network

**Member / Provider Groups**

DWP Members

DWP General Dentist

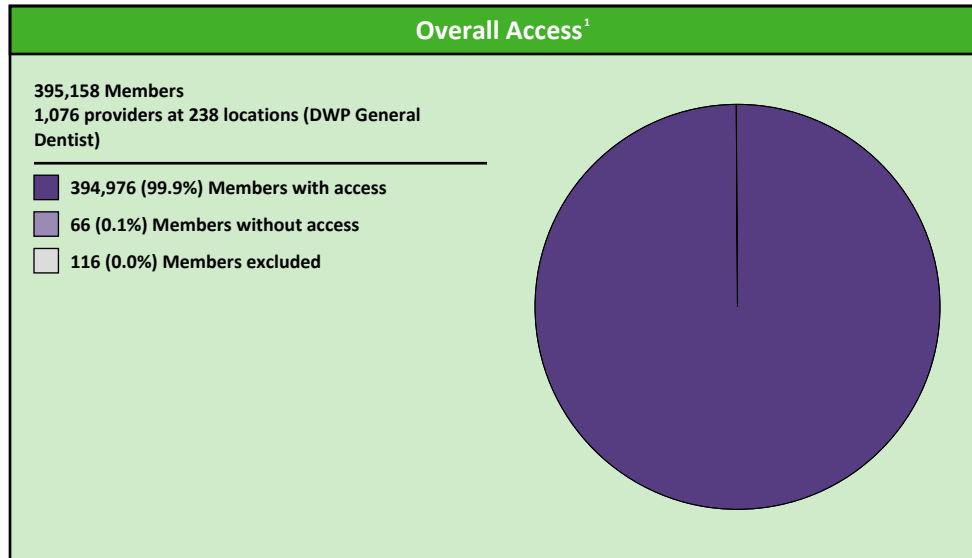
**Comparison Graph**

Percent of members with access to a choice of providers over miles

- 1st closest
- 2nd closest

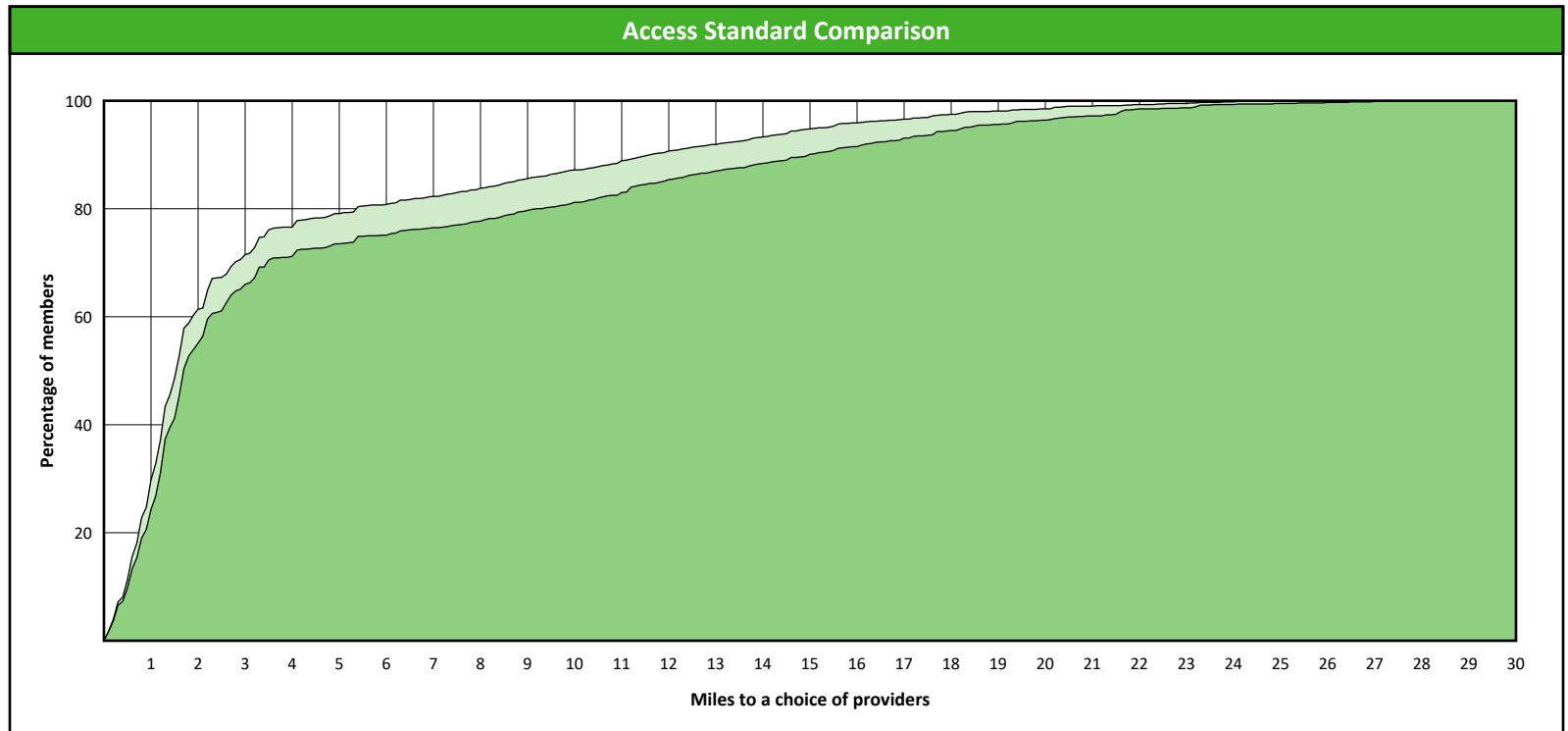
<sup>1</sup> The Access Standard is defined as (DWP Members) members accessing:

1 (DWP General Dentist) provider in 30 miles and 30 minutes



### Distances/Times

	Average
Distance/Time to 1st closest provider	3.7 miles 4.2 mins
Distance/Time to 2nd closest provider	4.8 miles 5.3 mins



# Access Overview 30 Miles

April 15, 2024

**Access Analysis**

DWP Network

**Member / Provider Groups**

DWP Members

DWP Oral Surgeon


**Comparison Graph**

Percent of members with access to a choice of providers over miles

- 1st closest
- 2nd closest

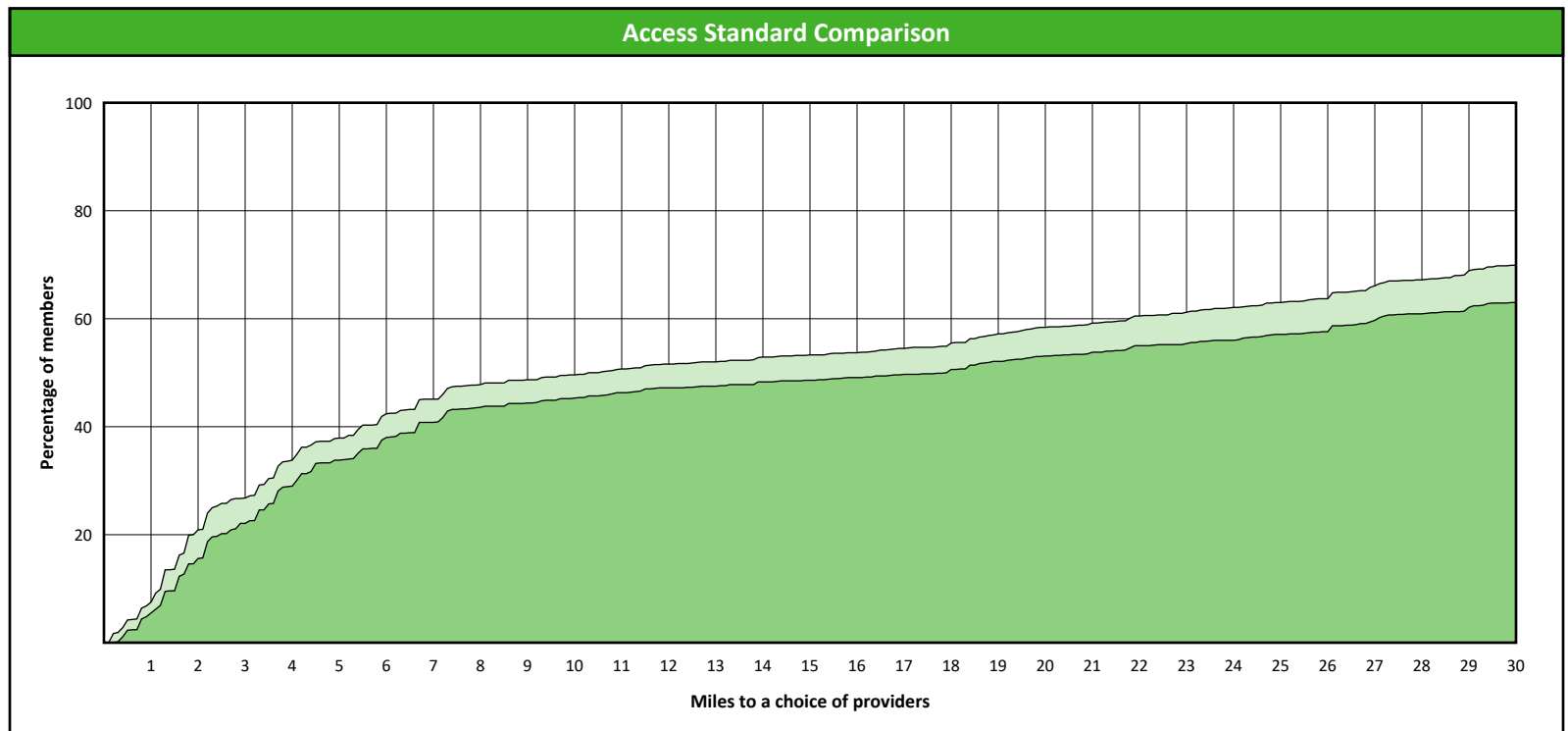
<sup>1</sup> The Access Standard is defined as (DWP Members) members accessing:

1 (DWP Oral Surgeon) provider in 30 miles and 30 minutes



### Distances/Times

	Average
Distance/Time to 1st closest provider	20.6 miles 23.9 mins
Distance/Time to 2nd closest provider	24.9 miles 29.6 mins



# Access Overview 30 Miles

April 15, 2024

**Access Analysis**

DWP Network

**Member / Provider Groups**

DWP Members

DWP Endodontist

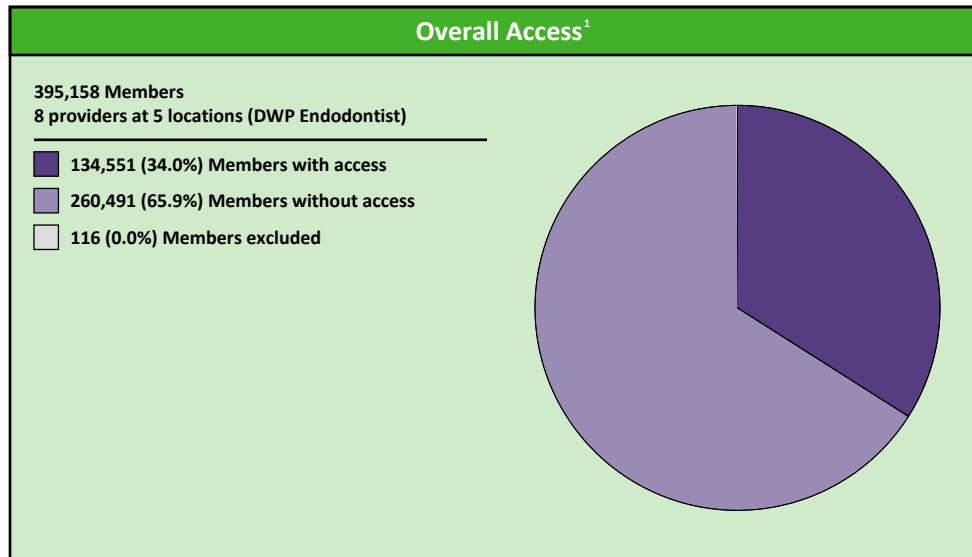
**Comparison Graph**

Percent of members with access to a choice of providers over miles

- 1st closest
- 2nd closest

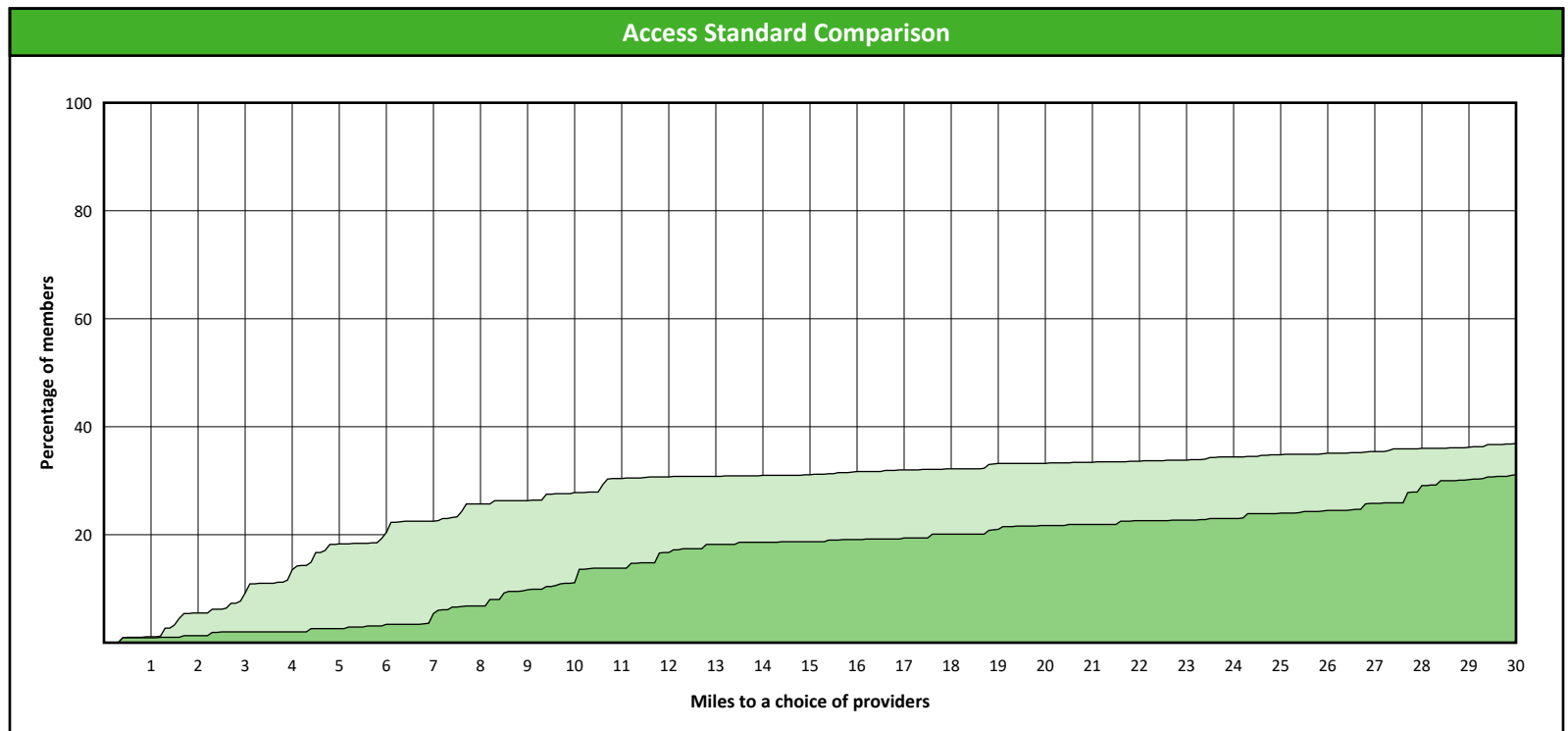
<sup>1</sup> The Access Standard is defined as (DWP Members) members accessing:

1 (DWP Endodontist) provider in 30 miles and 30 minutes



### Distances/Times

	Average
Distance/Time to 1st closest provider	46.6 miles 62.3 mins
Distance/Time to 2nd closest provider	61.7 miles 84.0 mins



# Access Overview 30 Miles

April 15, 2024

**Access Analysis**

DWP Network

**Member / Provider Groups**

DWP Members

DWP Orthodontist

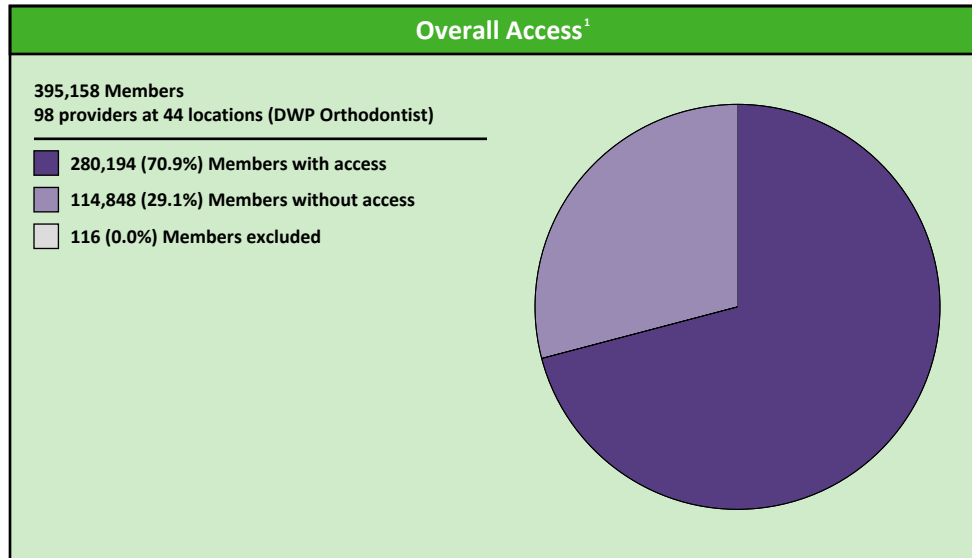
**Comparison Graph**

Percent of members with access to a choice of providers over miles

- 1st closest
- 2nd closest

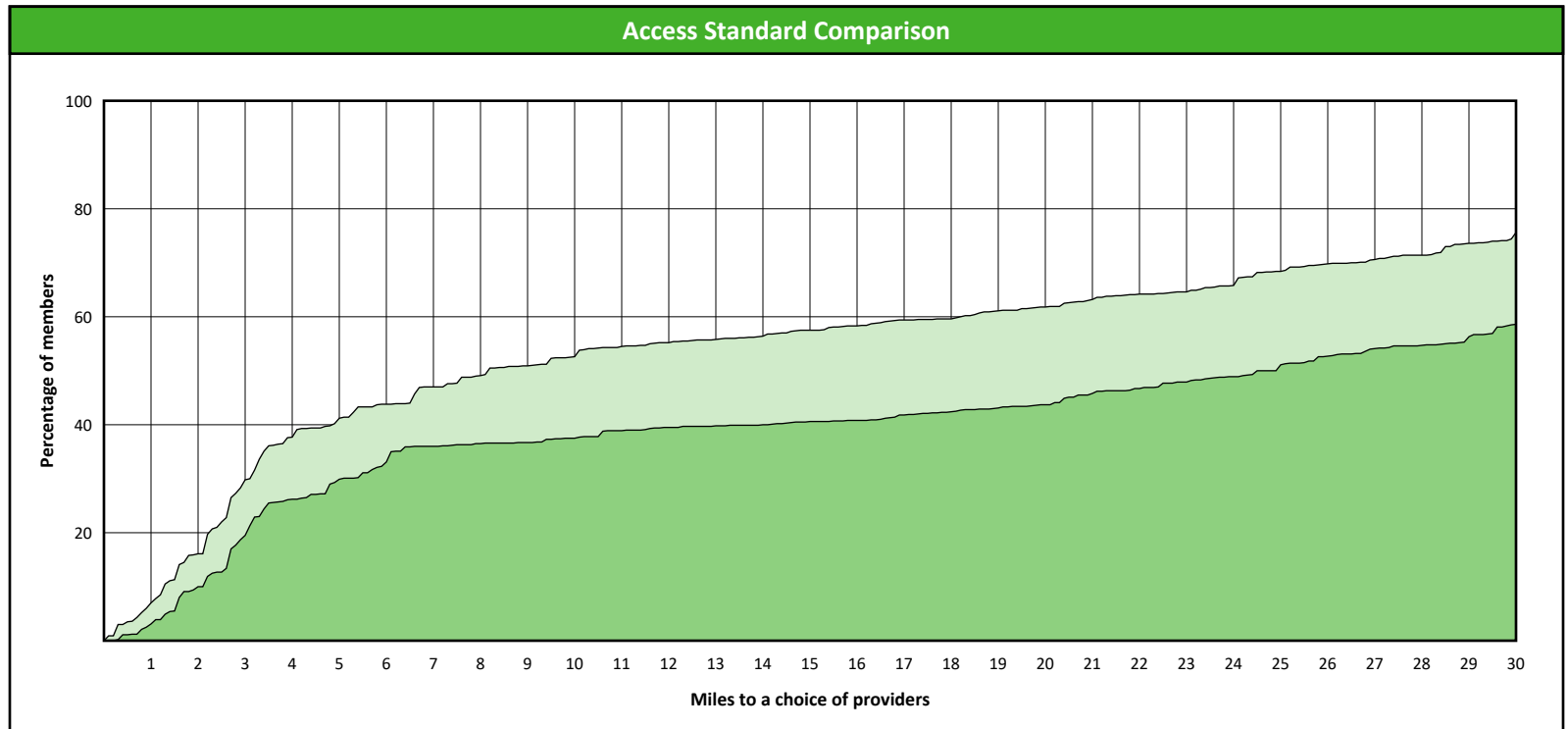
<sup>1</sup> The Access Standard is defined as (DWP Members) members accessing:

1 (DWP Orthodontist) provider in 30 miles and 30 minutes



### Distances/Times

	Average
Distance/Time to 1st closest provider	18.2 miles 20.3 mins
Distance/Time to 2nd closest provider	26.4 miles 29.8 mins



# Access Overview 30 Miles

April 15, 2024

**Access Analysis**

DWP Network

**Member / Provider Groups**

DWP Members

DWP Periodontist


**Comparison Graph**

Percent of members with access to a choice of providers over miles

- 1st closest
- 2nd closest

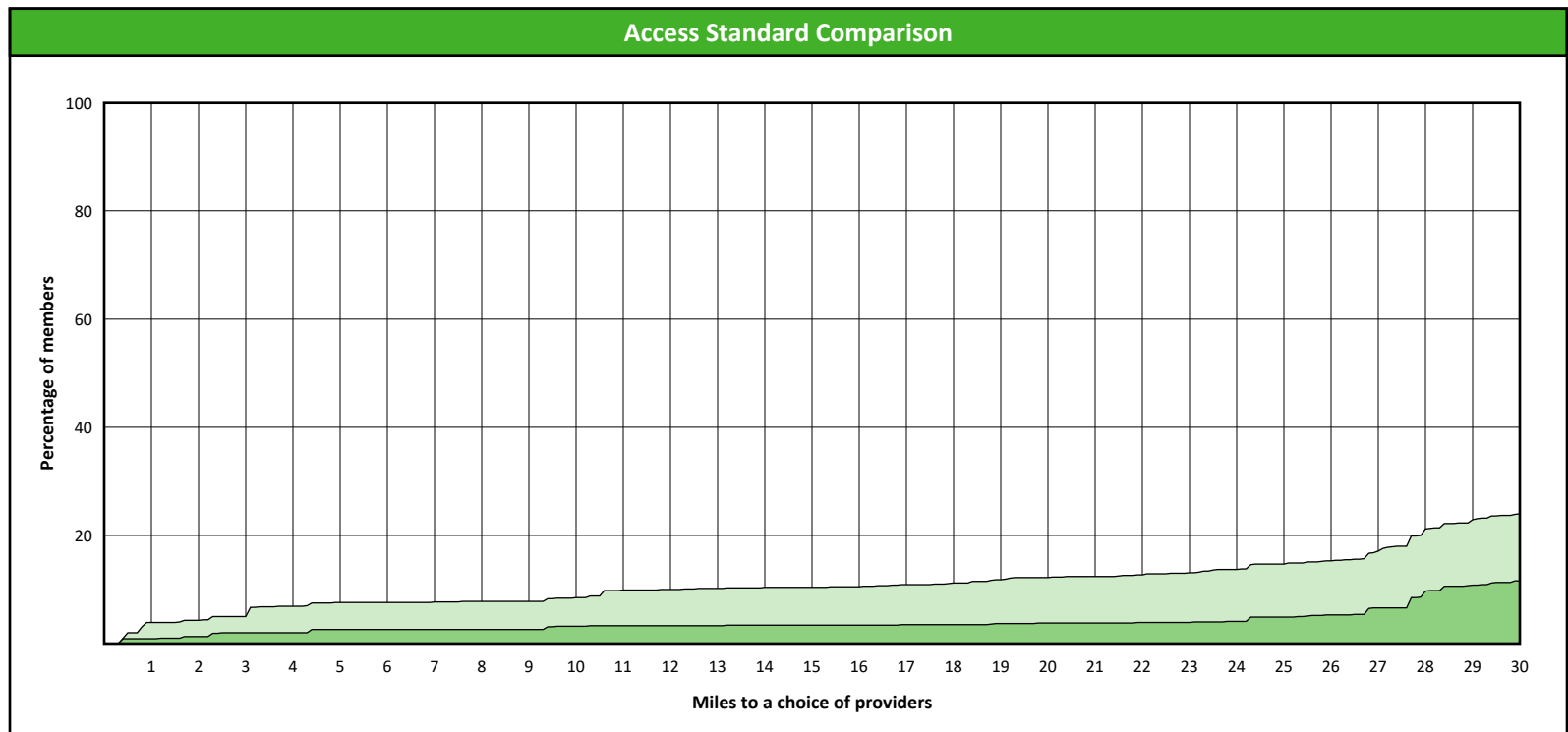
<sup>1</sup> The Access Standard is defined as (DWP Members) members accessing:

1 (DWP Periodontist) provider in 30 miles and 30 minutes



### Distances/Times

	Average
Distance/Time to 1st closest provider	54.4 miles 69.3 mins
Distance/Time to 2nd closest provider	66.6 miles 84.5 mins





# Access Overview 30 Miles

April 15, 2024

**Access Analysis**

DWP Network

**Member / Provider Groups**

DWP Members

DWP Prosthodontist


**Comparison Graph**

Percent of members with access to a choice of providers over miles

- 1st closest
- 2nd closest

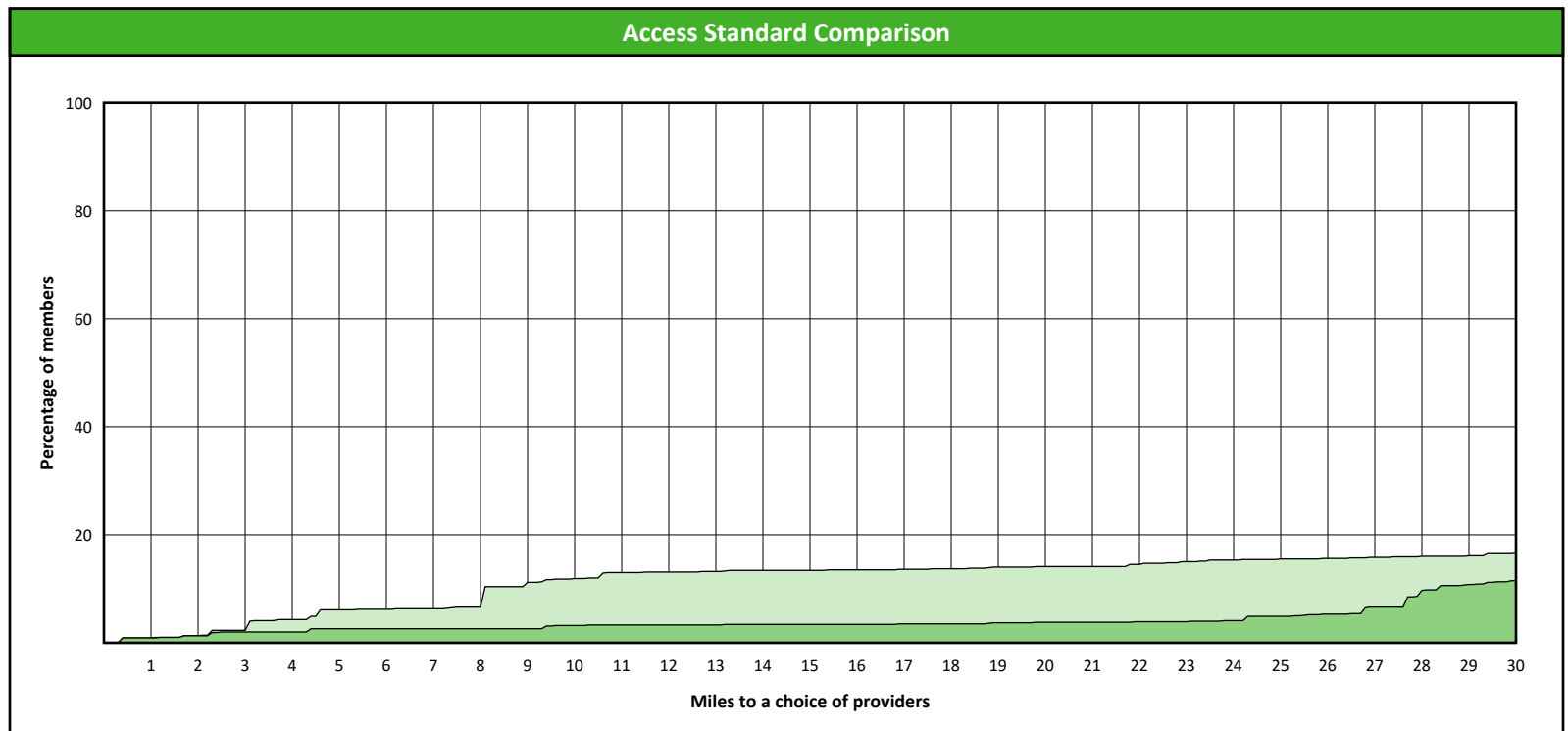
<sup>1</sup> The Access Standard is defined as (DWP Members) members accessing:

1 (DWP Prosthodontist) provider in 30 miles and 30 minutes



### Distances/Times

	Average
Distance/Time to 1st closest provider	72.9 miles 98.7 mins
Distance/Time to 2nd closest provider	107.1 miles 150.3 mins



# Access Overview 60 Miles

April 15, 2024

**Access Analysis**

DWP Network

**Member / Provider Groups**

DWP Members

DWP All Providers

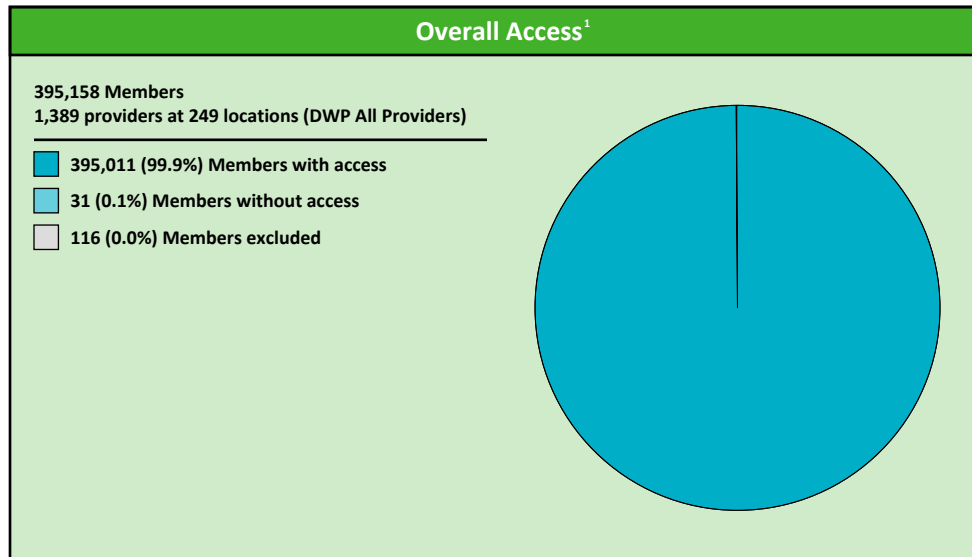
**Comparison Graph**

Percent of members with access to a choice of providers over miles

- 1st closest
- 2nd closest

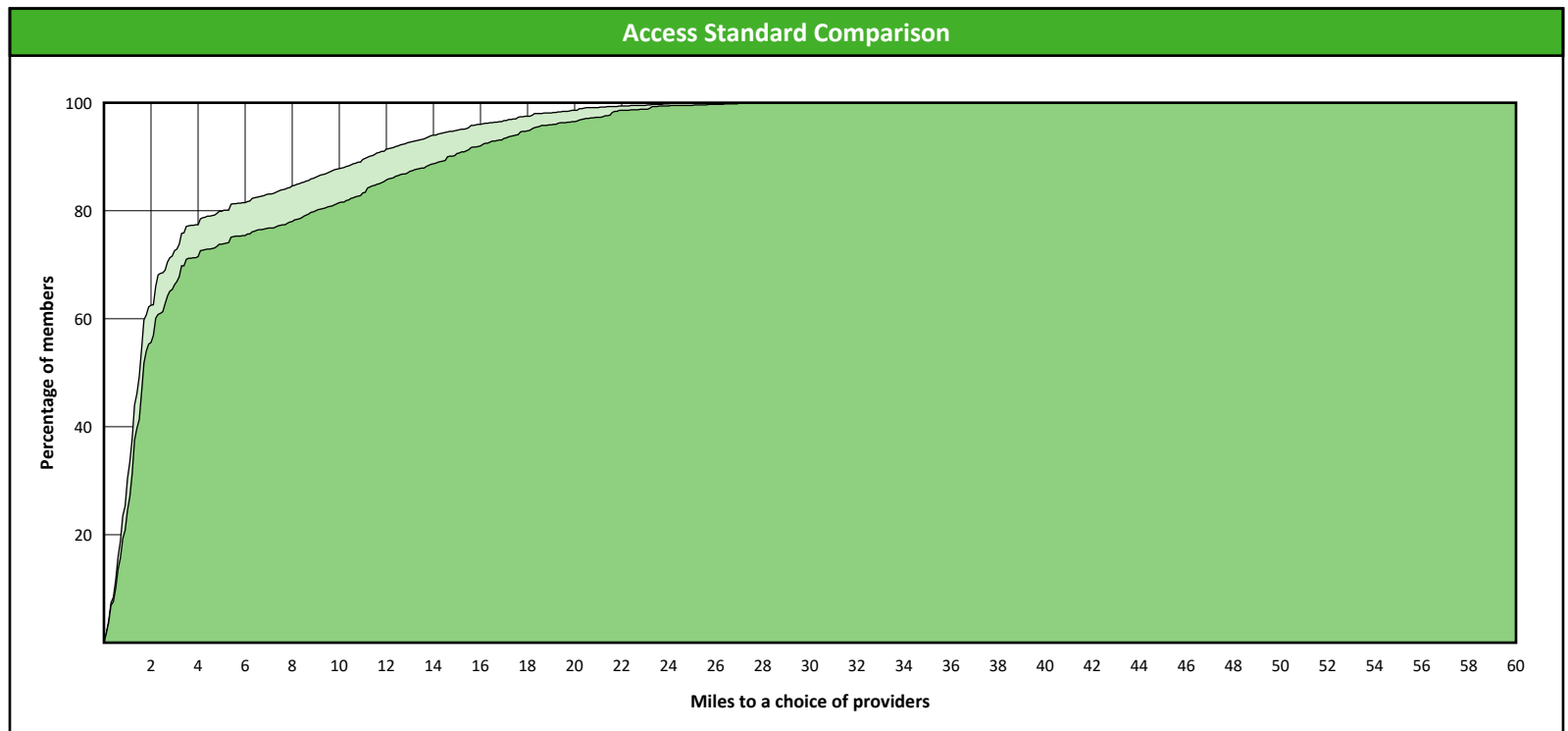
<sup>1</sup> The Access Standard is defined as (DWP Members) members accessing:

1 (DWP All Providers) provider in 60 miles and 60 minutes



### Distances/Times

	Average
Distance/Time to 1st closest provider	3.6 miles 4.0 mins
Distance/Time to 2nd closest provider	4.7 miles 5.2 mins



## Access Overview 60 Miles

April 15, 2024

### Access Analysis

DWP Network

### Member / Provider Groups

DWP Members

DWP General Dentist


### Comparison Graph

Percent of members with access to a choice of providers over miles

- 1st closest
- 2nd closest

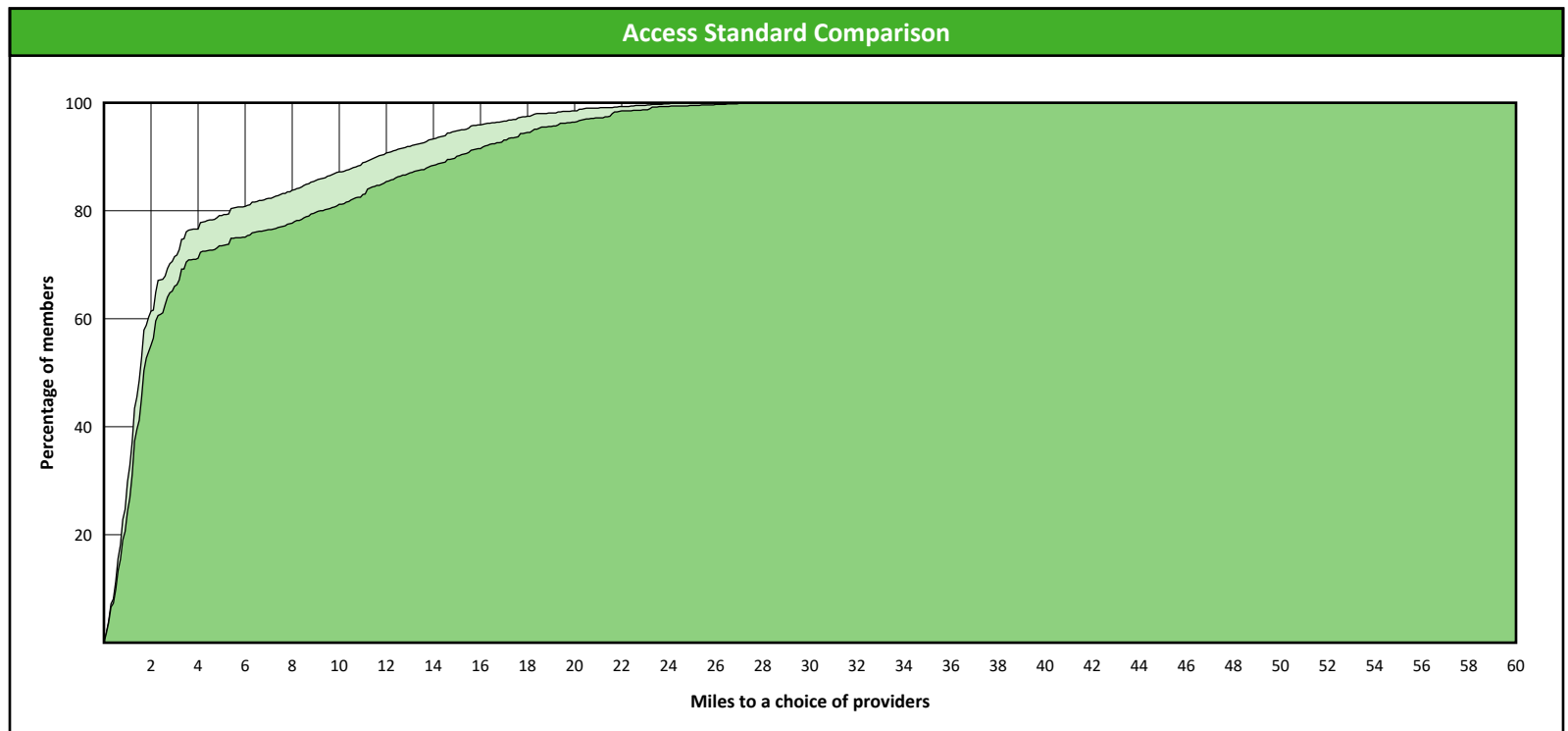
<sup>1</sup> The Access Standard is defined as (DWP Members) members accessing:

1 (DWP General Dentist) provider in 60 miles and 60 minutes



### Distances/Times

	Average
Distance/Time to 1st closest provider	3.7 miles 4.2 mins
Distance/Time to 2nd closest provider	4.8 miles 5.3 mins



# Access Overview 60 Miles

April 15, 2024

**Access Analysis**

DWP Network

**Member / Provider Groups**

DWP Members

DWP Oral Surgeon


**Comparison Graph**

Percent of members with access to a choice of providers over miles

- 1st closest
- 2nd closest

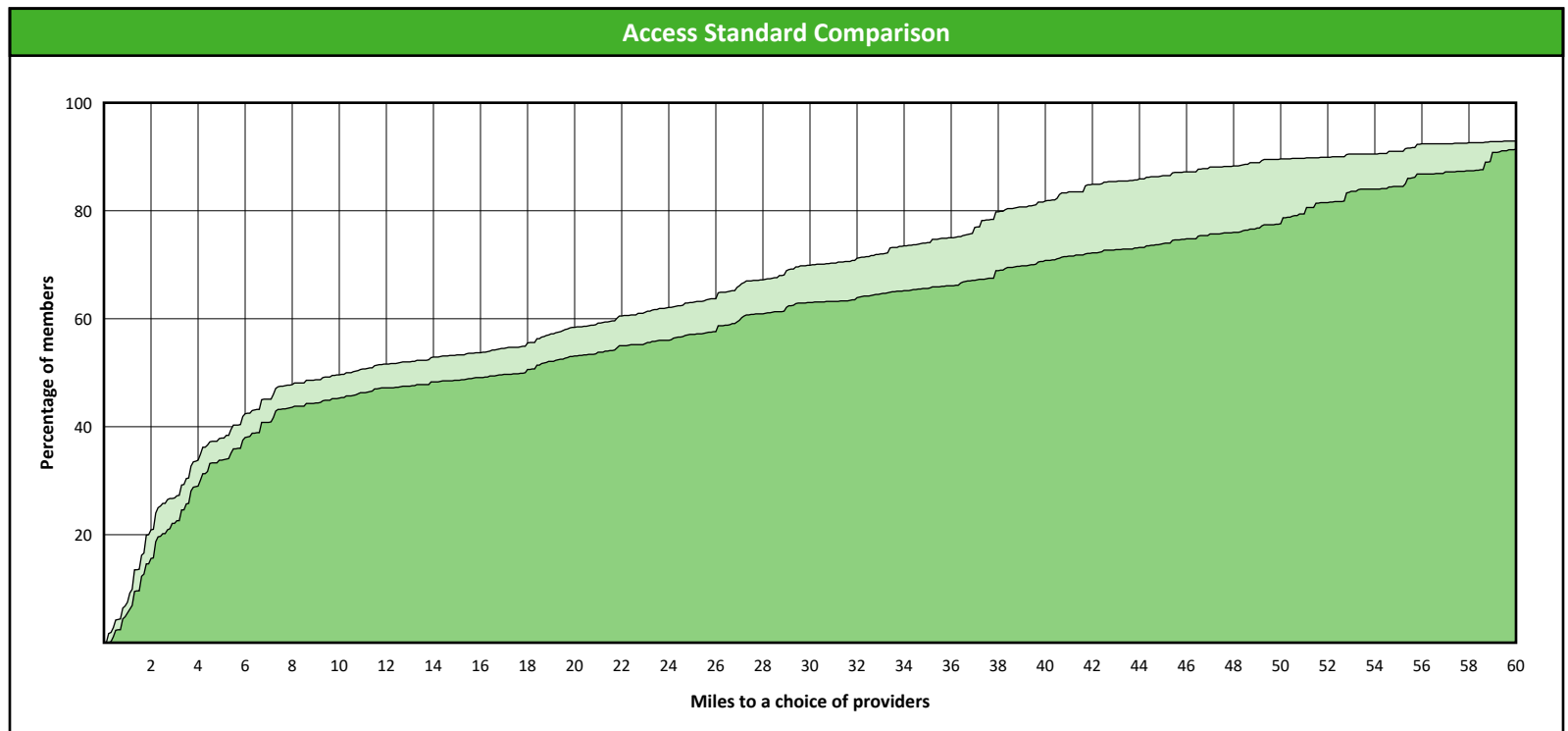
<sup>1</sup> The Access Standard is defined as (DWP Members) members accessing:

- 1 (DWP Oral Surgeon) provider in 60 miles and 60 minutes



### Distances/Times

	Average
Distance/Time to 1st closest provider	20.6 miles 23.9 mins
Distance/Time to 2nd closest provider	24.9 miles 29.6 mins



# Access Overview 60 Miles

April 15, 2024

**Access Analysis**

DWP Network

**Member / Provider Groups**

DWP Members

DWP Endodontist


**Comparison Graph**

Percent of members with access to a choice of providers over miles

- 1st closest
- 2nd closest

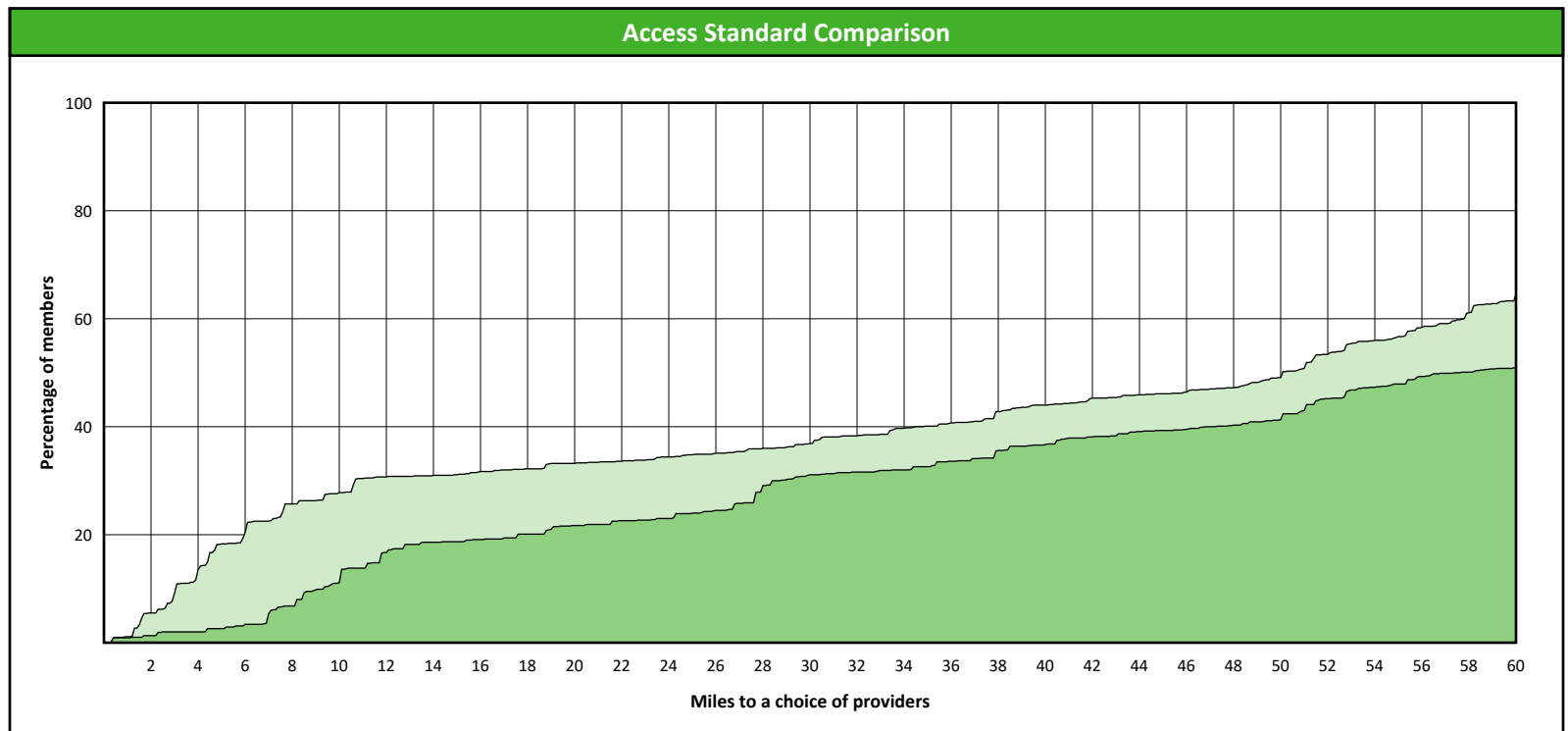
<sup>1</sup> The Access Standard is defined as (DWP Members) members accessing:

1 (DWP Endodontist) provider in 60 miles and 60 minutes



### Distances/Times

	Average
Distance/Time to 1st closest provider	46.6 miles 62.3 mins
Distance/Time to 2nd closest provider	61.7 miles 84.0 mins



# Access Overview 60 Miles

April 15, 2024

**Access Analysis**

DWP Network

**Member / Provider Groups**

DWP Members

DWP Orthodontist

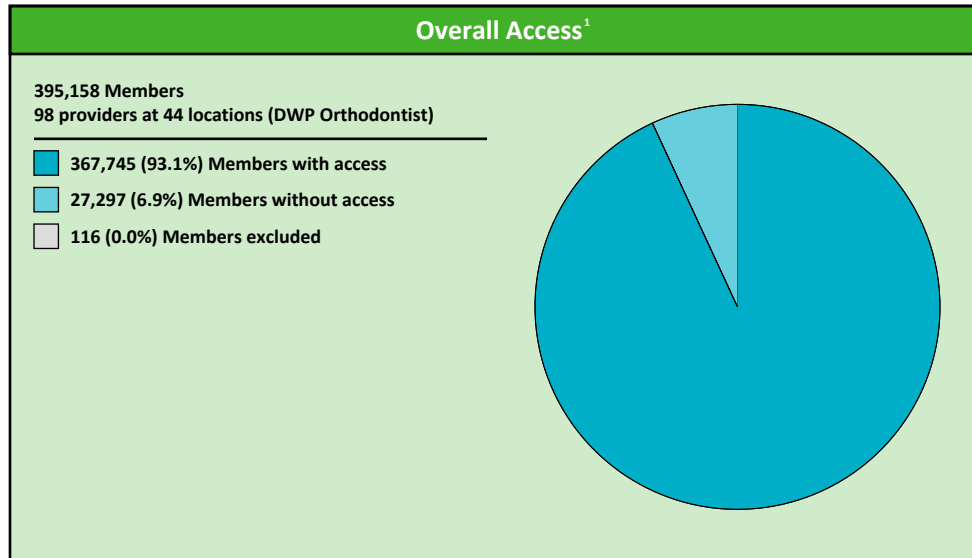
**Comparison Graph**

Percent of members with access to a choice of providers over miles

- 1st closest
- 2nd closest

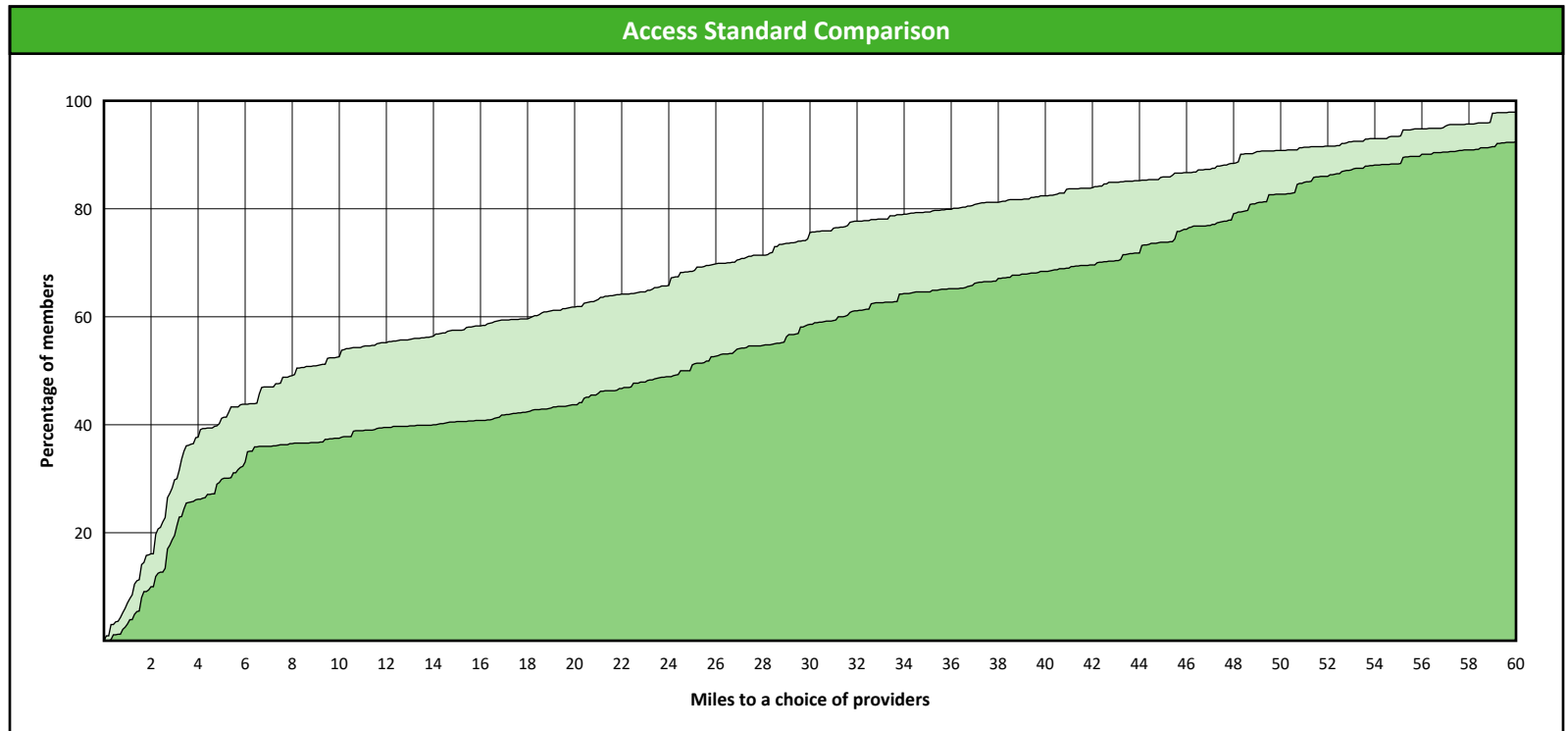
<sup>1</sup> The Access Standard is defined as (DWP Members) members accessing:

1 (DWP Orthodontist) provider in 60 miles and 60 minutes



### Distances/Times

	Average
Distance/Time to 1st closest provider	18.2 miles 20.3 mins
Distance/Time to 2nd closest provider	26.4 miles 29.8 mins



# Access Overview 60 Miles

April 15, 2024

**Access Analysis**

DWP Network

**Member / Provider Groups**

DWP Members

DWP Periodontist


**Comparison Graph**

Percent of members with access to a choice of providers over miles

- 1st closest
- 2nd closest

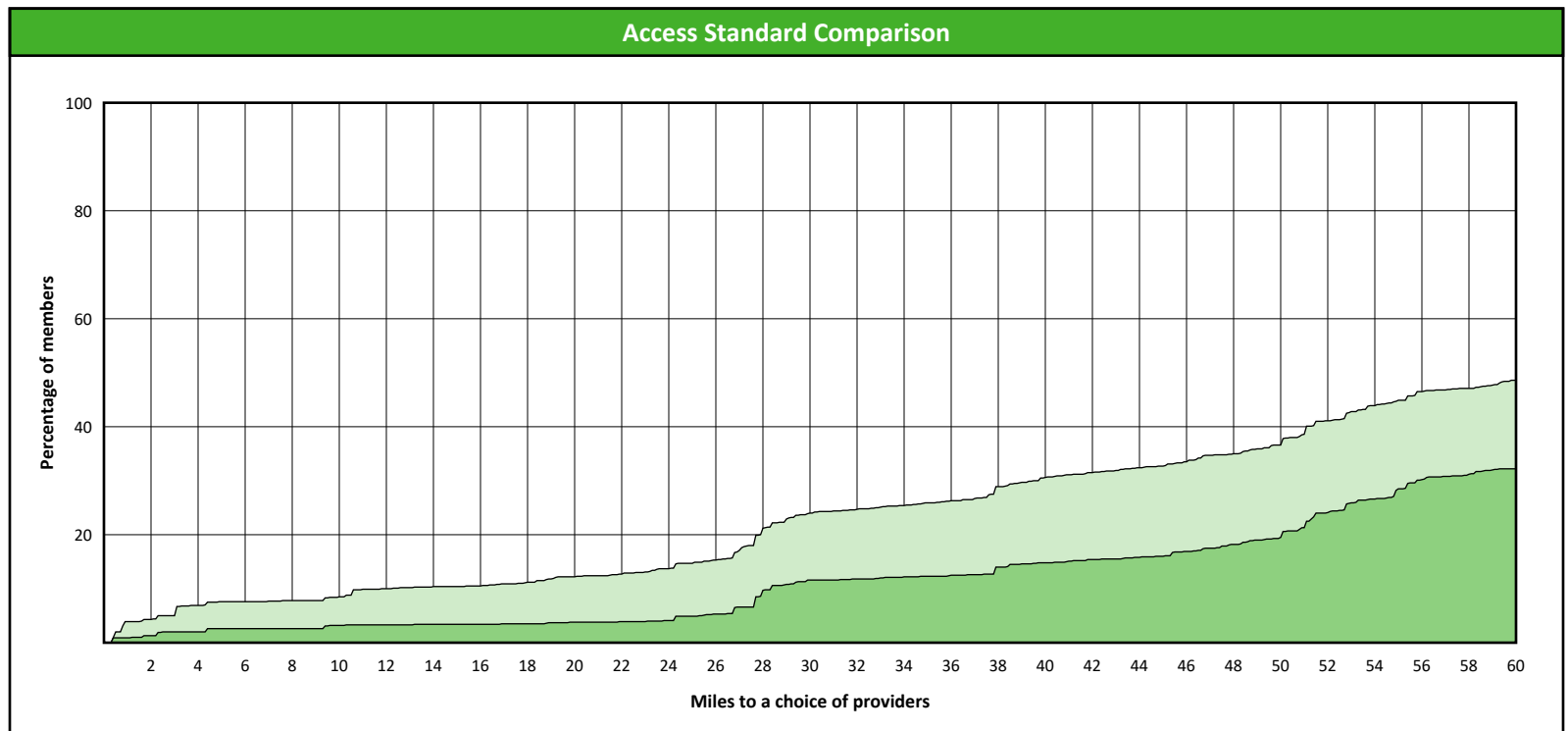
<sup>1</sup> The Access Standard is defined as (DWP Members) members accessing:

- 1 (DWP Periodontist) provider in 60 miles and 60 minutes



### Distances/Times

	Average
Distance/Time to 1st closest provider	54.4 miles 69.3 mins
Distance/Time to 2nd closest provider	66.6 miles 84.5 mins



# Access Overview 60 Miles

April 15, 2024

**Access Analysis**

DWP Network

**Member / Provider Groups**

DWP Members


DWP Prosthodontist

**Comparison Graph**

Percent of members with access to a choice of providers over miles

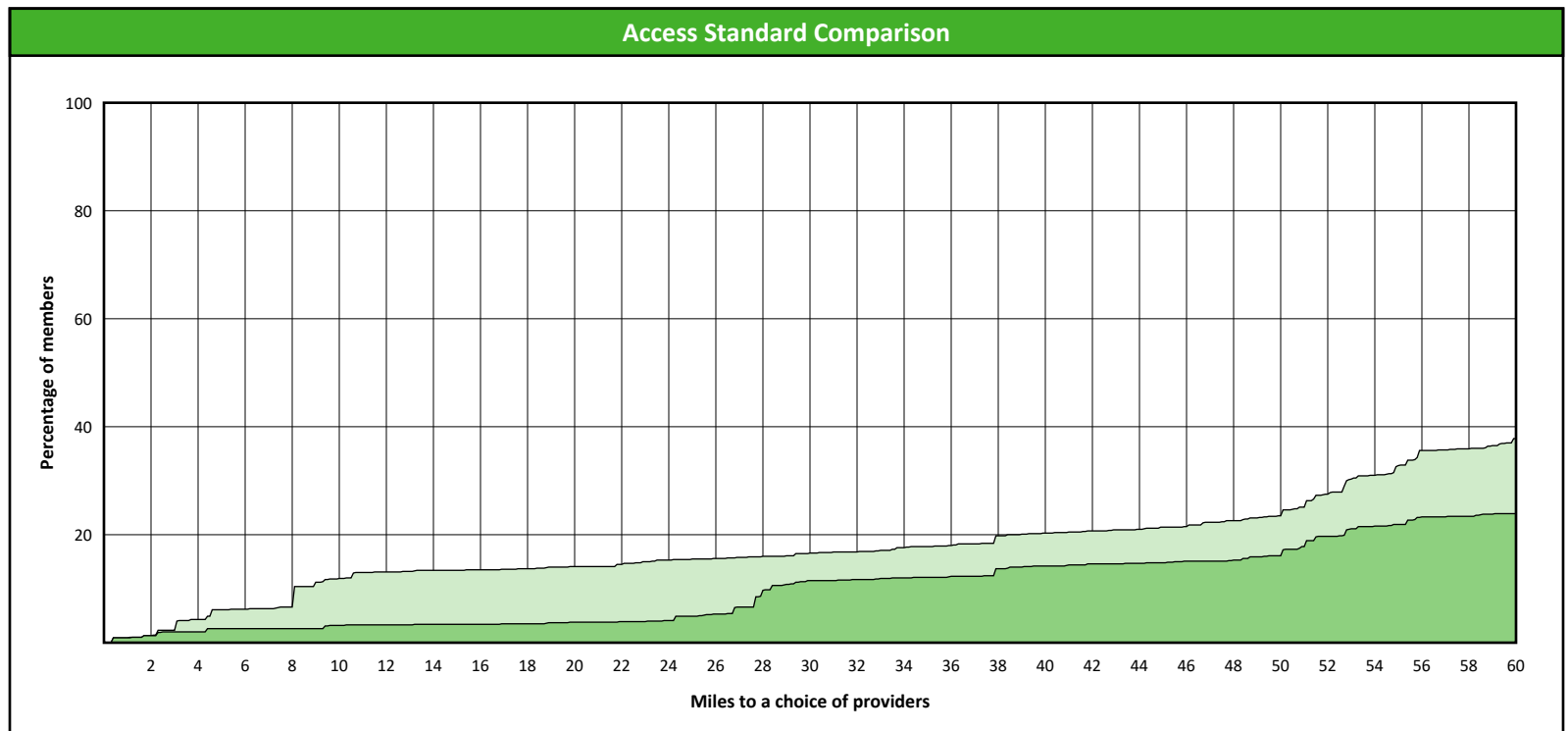
- 1st closest
- 2nd closest

<sup>1</sup> The Access Standard is defined as (DWP Members) members accessing:  
1 (DWP Prosthodontist) provider in 60 miles and 60 minutes



### Distances/Times

	Average
Distance/Time to 1st closest provider	72.9 miles 98.7 mins
Distance/Time to 2nd closest provider	107.1 miles 150.3 mins





# Access Overview 90 Miles

April 15, 2024

**Access Analysis**

DWP Network

**Member / Provider Groups**

DWP Members

DWP All Providers

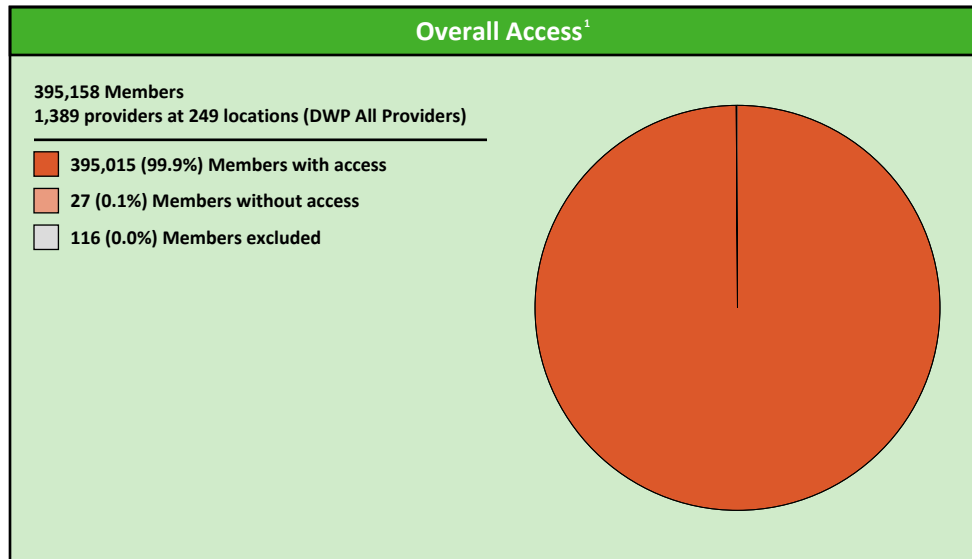
**Comparison Graph**

Percent of members with access to a choice of providers over miles

- 1st closest
- 2nd closest

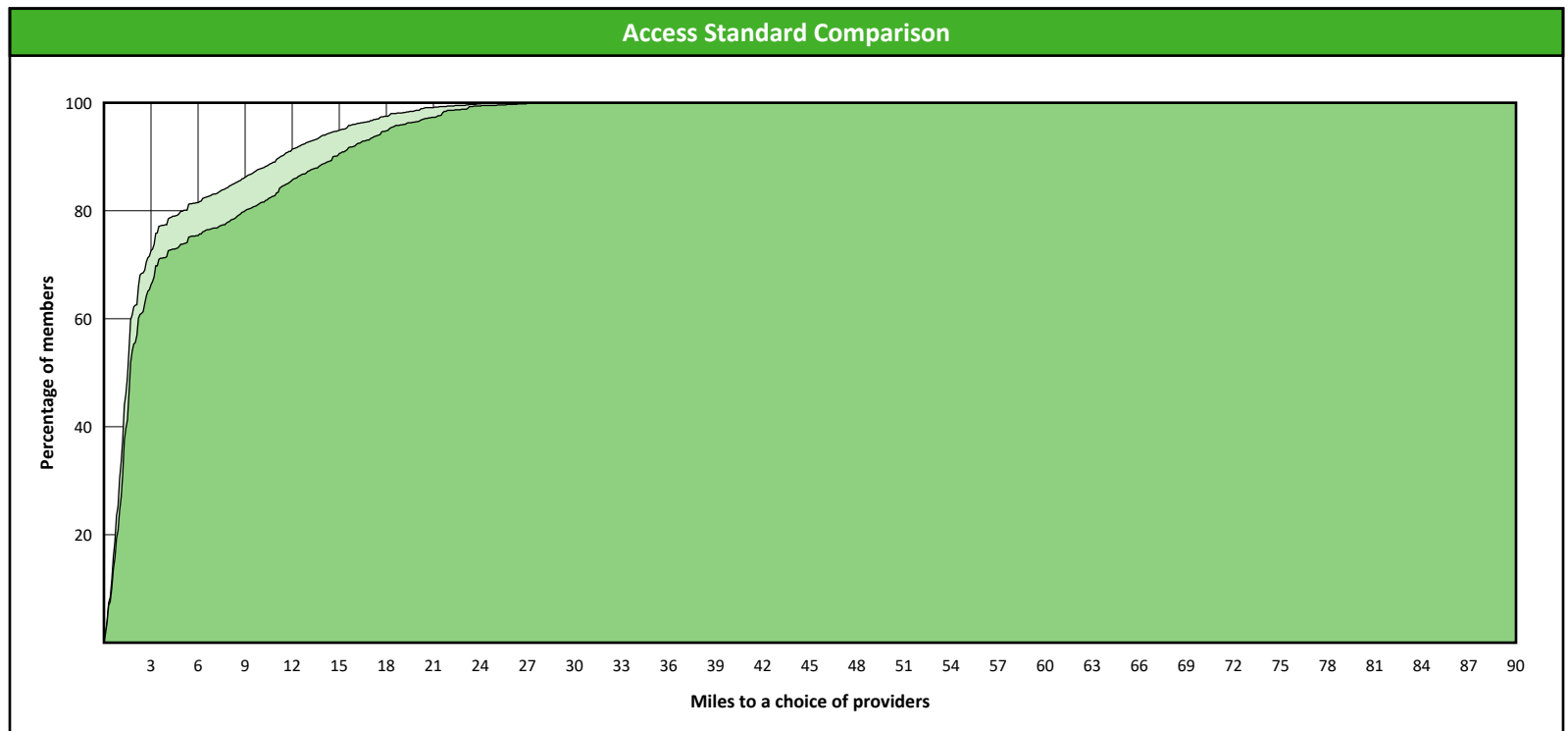
<sup>1</sup> The Access Standard is defined as (DWP Members) members accessing:

1 (DWP All Providers) provider in 90 miles and 90 minutes



### Distances/Times

	Average
Distance/Time to 1st closest provider	3.6 miles 4.0 mins
Distance/Time to 2nd closest provider	4.7 miles 5.2 mins



# Access Overview 90 Miles

April 15, 2024

**Access Analysis**

DWP Network

**Member / Provider Groups**

DWP Members

DWP General Dentist


**Comparison Graph**

Percent of members with access to a choice of providers over miles

- 1st closest
- 2nd closest

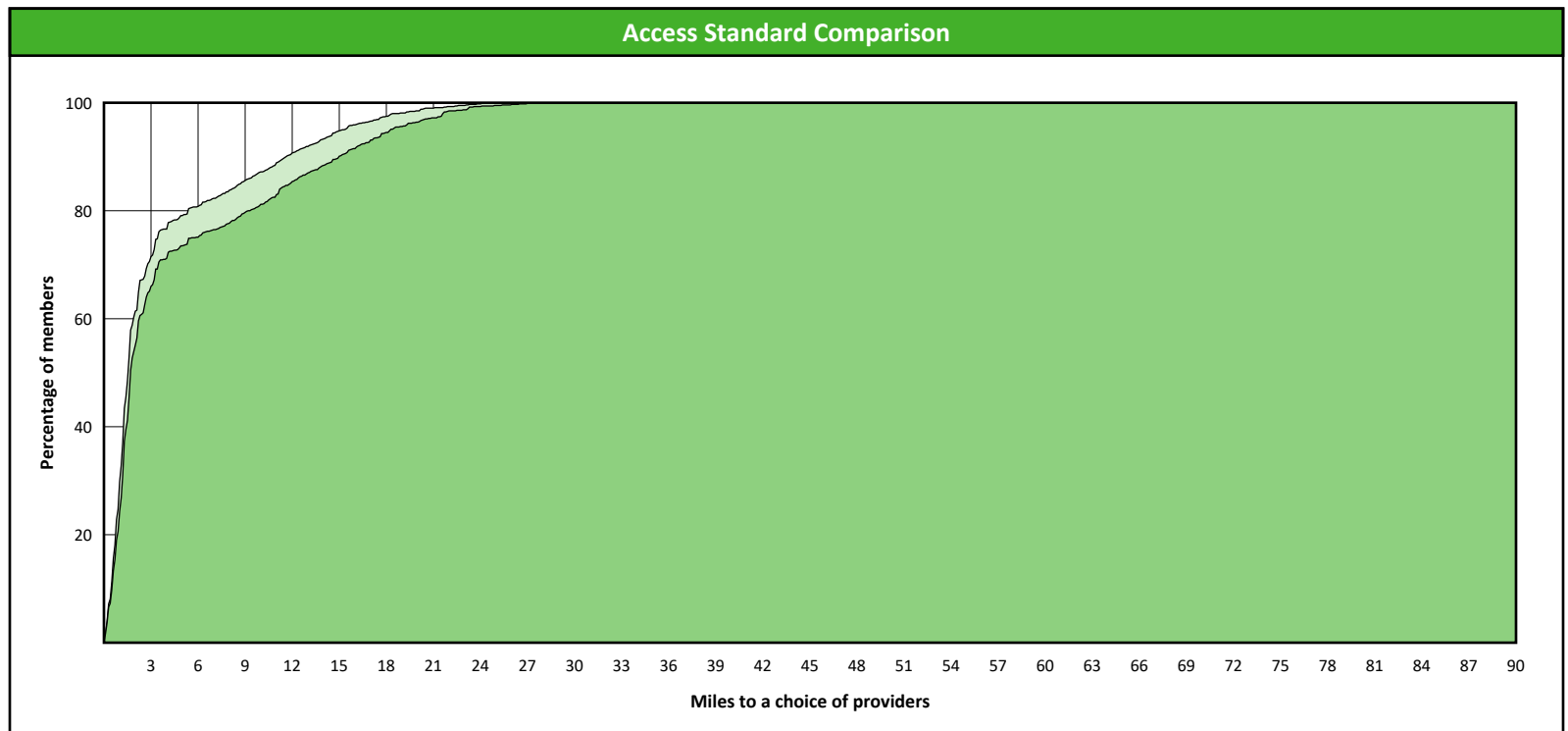
<sup>1</sup> The Access Standard is defined as (DWP Members) members accessing:

1 (DWP General Dentist) provider in 90 miles and 90 minutes



### Distances/Times

		Average
Distance/Time to 1st closest provider		3.7 miles 4.2 mins
Distance/Time to 2nd closest provider		4.8 miles 5.3 mins



# Access Overview 90 Miles

April 15, 2024

**Access Analysis**

DWP Network

**Member / Provider Groups**

DWP Members

DWP Oral Surgeon


**Comparison Graph**

Percent of members with access to a choice of providers over miles

- 1st closest
- 2nd closest

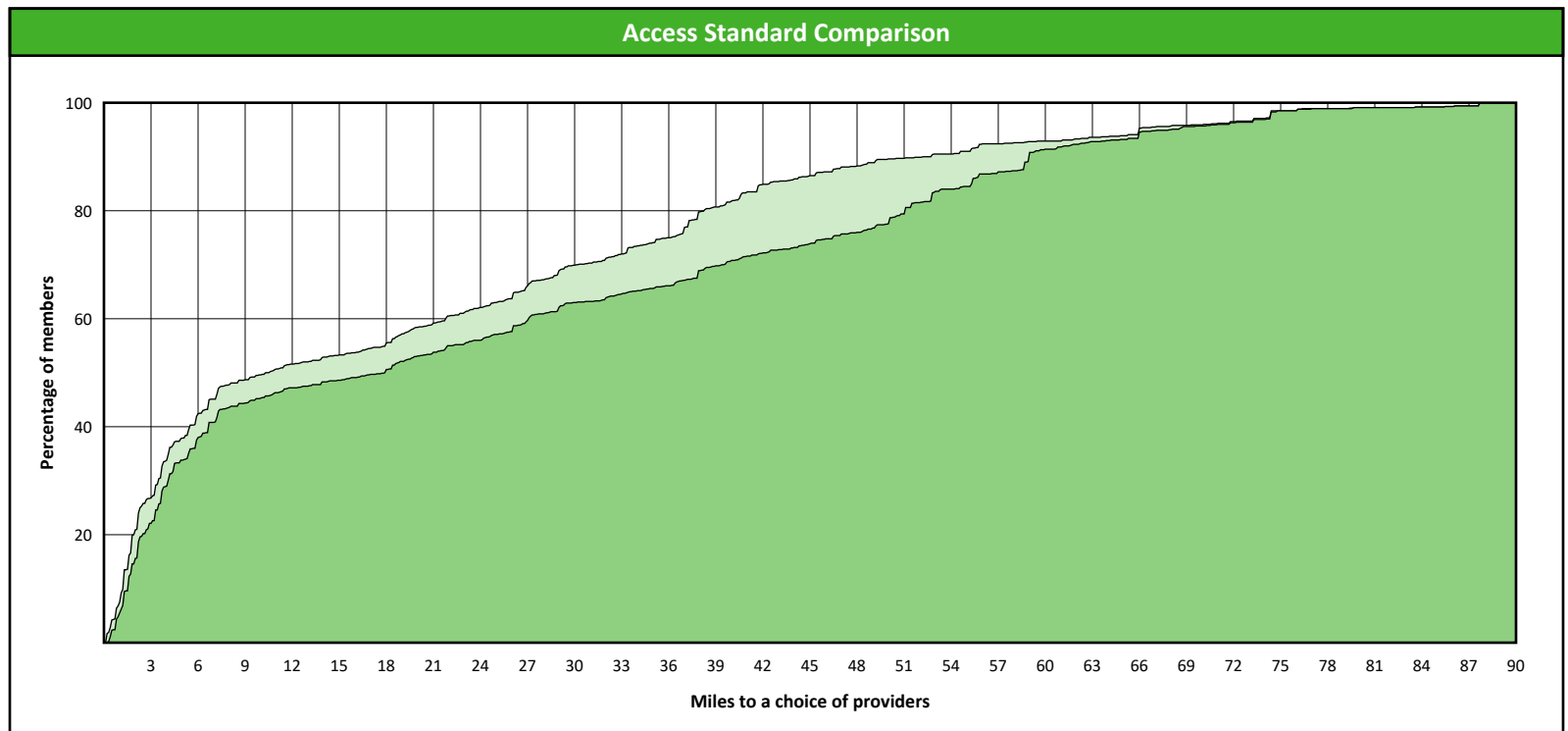
<sup>1</sup> The Access Standard is defined as (DWP Members) members accessing:

1 (DWP Oral Surgeon) provider in 90 miles and 90 minutes



### Distances/Times

	Average
Distance/Time to 1st closest provider	20.6 miles 23.9 mins
Distance/Time to 2nd closest provider	24.9 miles 29.6 mins



# Access Overview 90 Miles

April 15, 2024

**Access Analysis**

DWP Network

**Member / Provider Groups**

DWP Members

DWP Endodontist

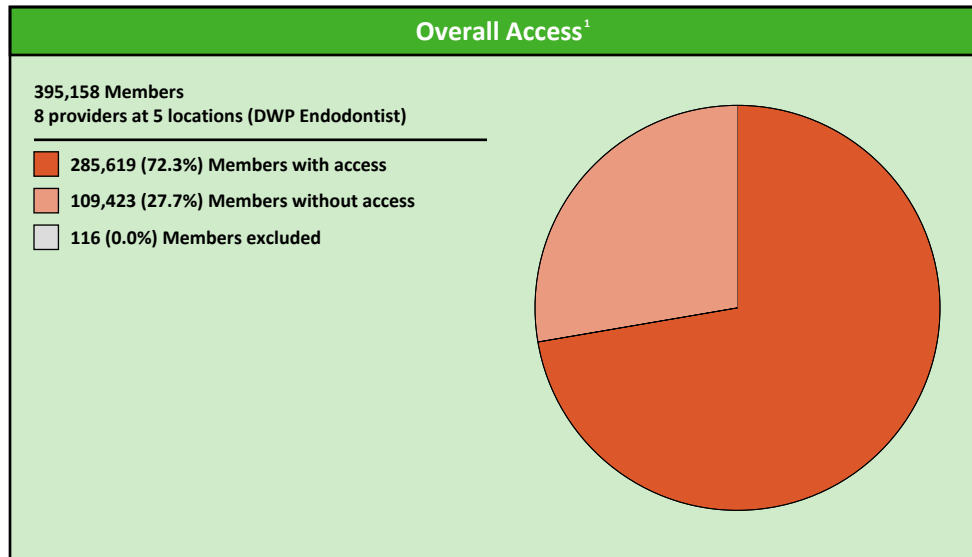
**Comparison Graph**

Percent of members with access to a choice of providers over miles

- 1st closest
- 2nd closest

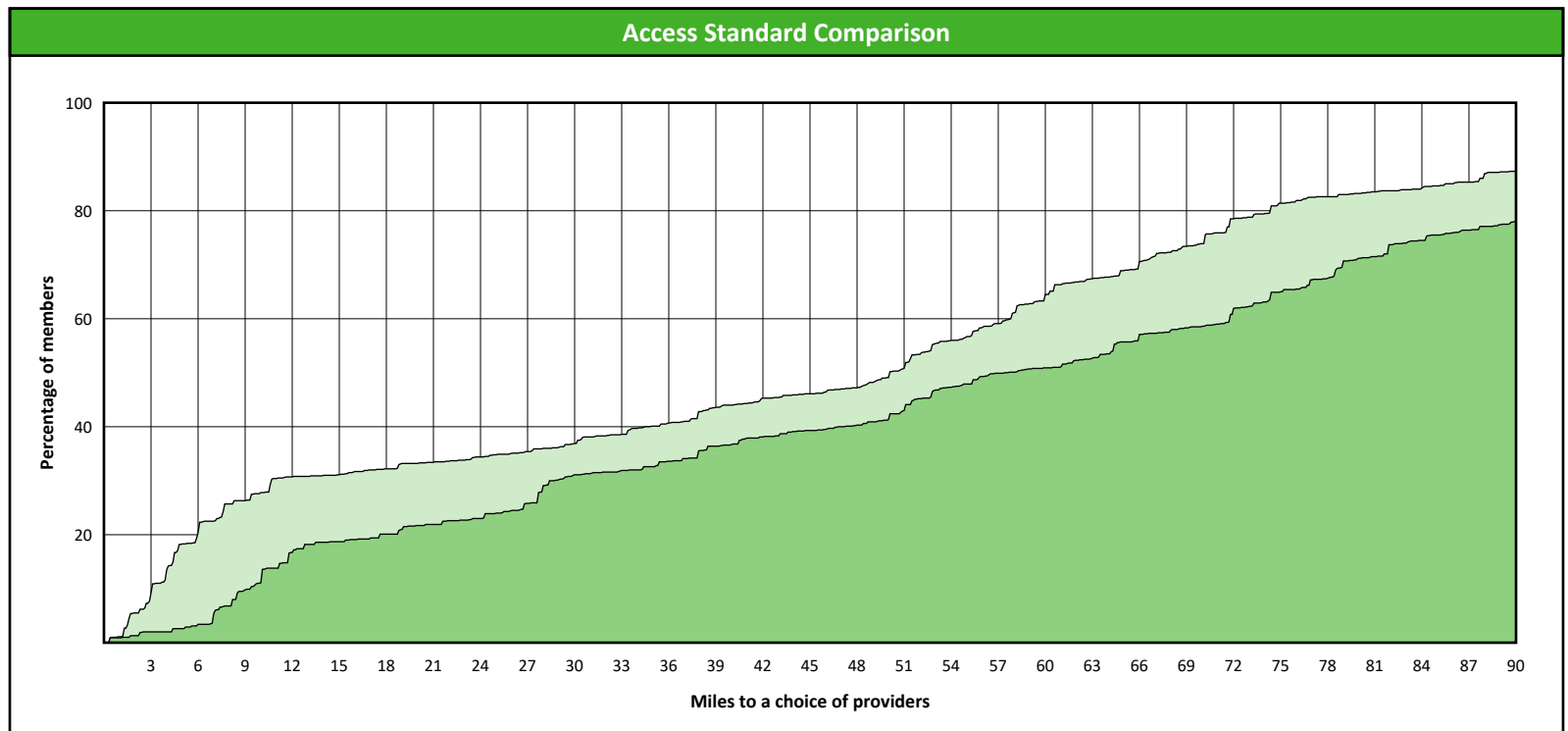
<sup>1</sup> The Access Standard is defined as (DWP Members) members accessing:

1 (DWP Endodontist) provider in 90 miles and 90 minutes



### Distances/Times

	Average
Distance/Time to 1st closest provider	46.6 miles 62.3 mins
Distance/Time to 2nd closest provider	61.7 miles 84.0 mins



# Access Overview 90 Miles

April 15, 2024

**Access Analysis**

DWP Network

**Member / Provider Groups**

DWP Members

DWP Orthodontist


**Comparison Graph**

Percent of members with access to a choice of providers over miles

- 1st closest
- 2nd closest

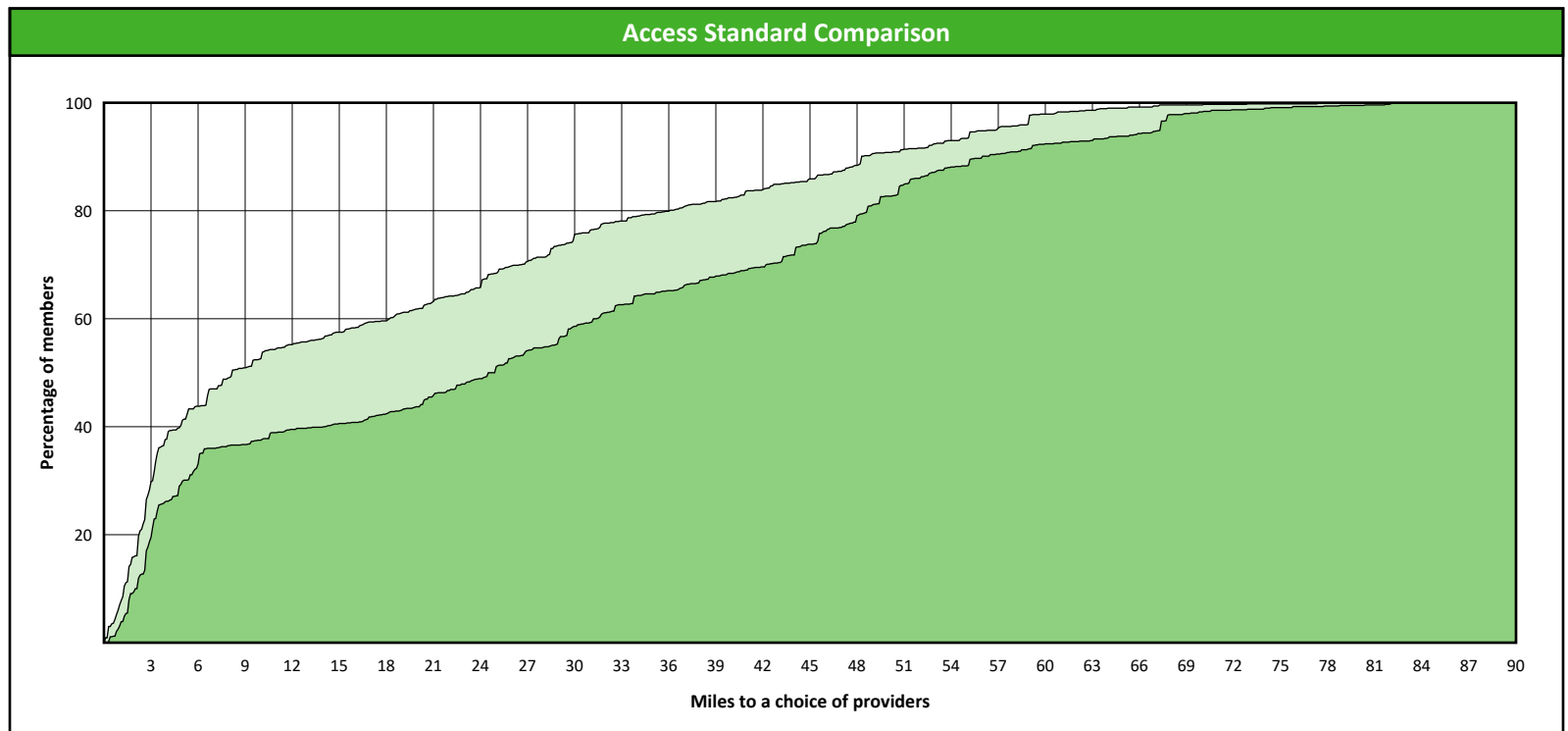
<sup>1</sup> The Access Standard is defined as (DWP Members) members accessing:

1 (DWP Orthodontist) provider in 90 miles and 90 minutes



### Distances/Times

	Average
Distance/Time to 1st closest provider	18.2 miles 20.3 mins
Distance/Time to 2nd closest provider	26.4 miles 29.8 mins



# Access Overview 90 Miles

April 15, 2024

**Access Analysis**

DWP Network

**Member / Provider Groups**

DWP Members

DWP Periodontist

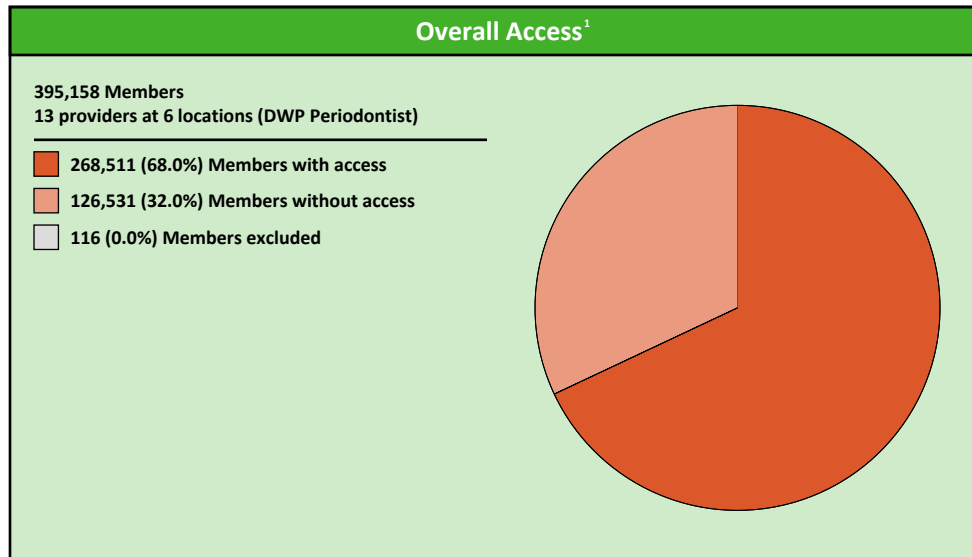
**Comparison Graph**

Percent of members with access to a choice of providers over miles

- 1st closest
- 2nd closest

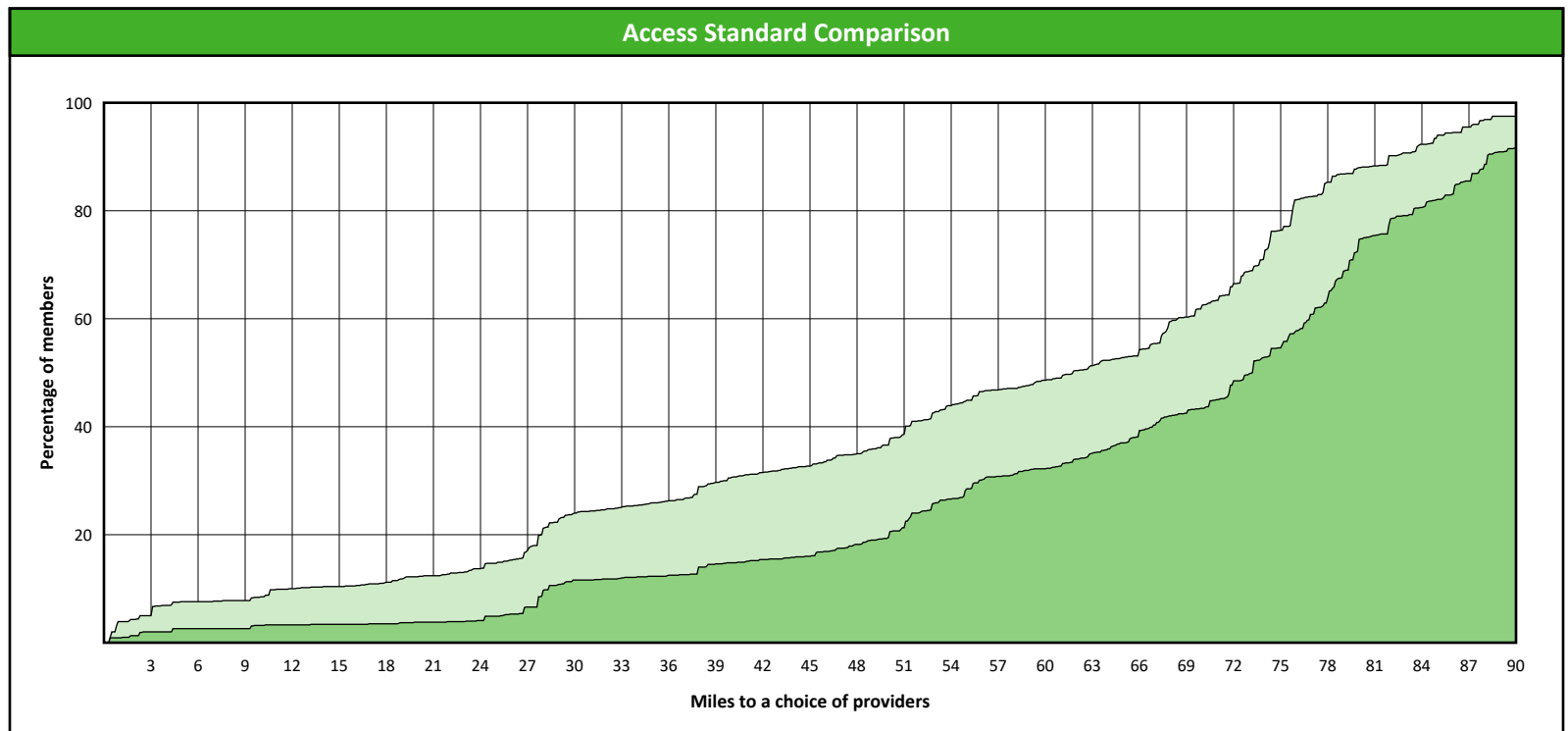
<sup>1</sup> The Access Standard is defined as (DWP Members) members accessing:

1 (DWP Periodontist) provider in 90 miles and 90 minutes



### Distances/Times

	Average
Distance/Time to 1st closest provider	54.4 miles 69.3 mins
Distance/Time to 2nd closest provider	66.6 miles 84.5 mins



# Access Overview 90 Miles

April 15, 2024

**Access Analysis**

DWP Network

**Member / Provider Groups**

DWP Members

DWP Prosthodontist


**Comparison Graph**

Percent of members with access to a choice of providers over miles

- 1st closest
- 2nd closest

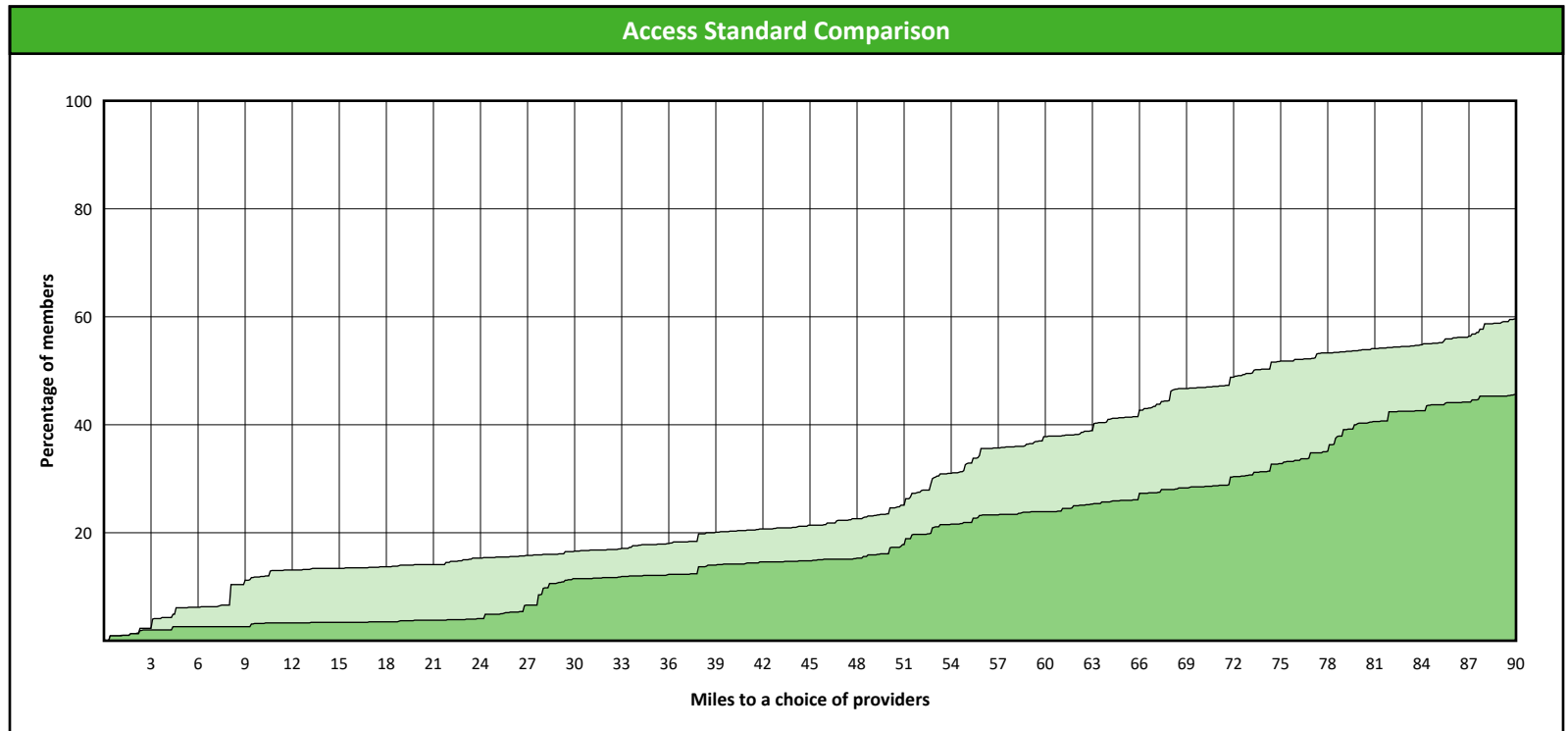
<sup>1</sup> The Access Standard is defined as (DWP Members) members accessing:

1 (DWP Prosthodontist) provider in 90 miles and 90 minutes



### Distances/Times

	Average
Distance/Time to 1st closest provider	72.9 miles 98.7 mins
Distance/Time to 2nd closest provider	107.1 miles 150.3 mins



# DWP General Dentist Access Map

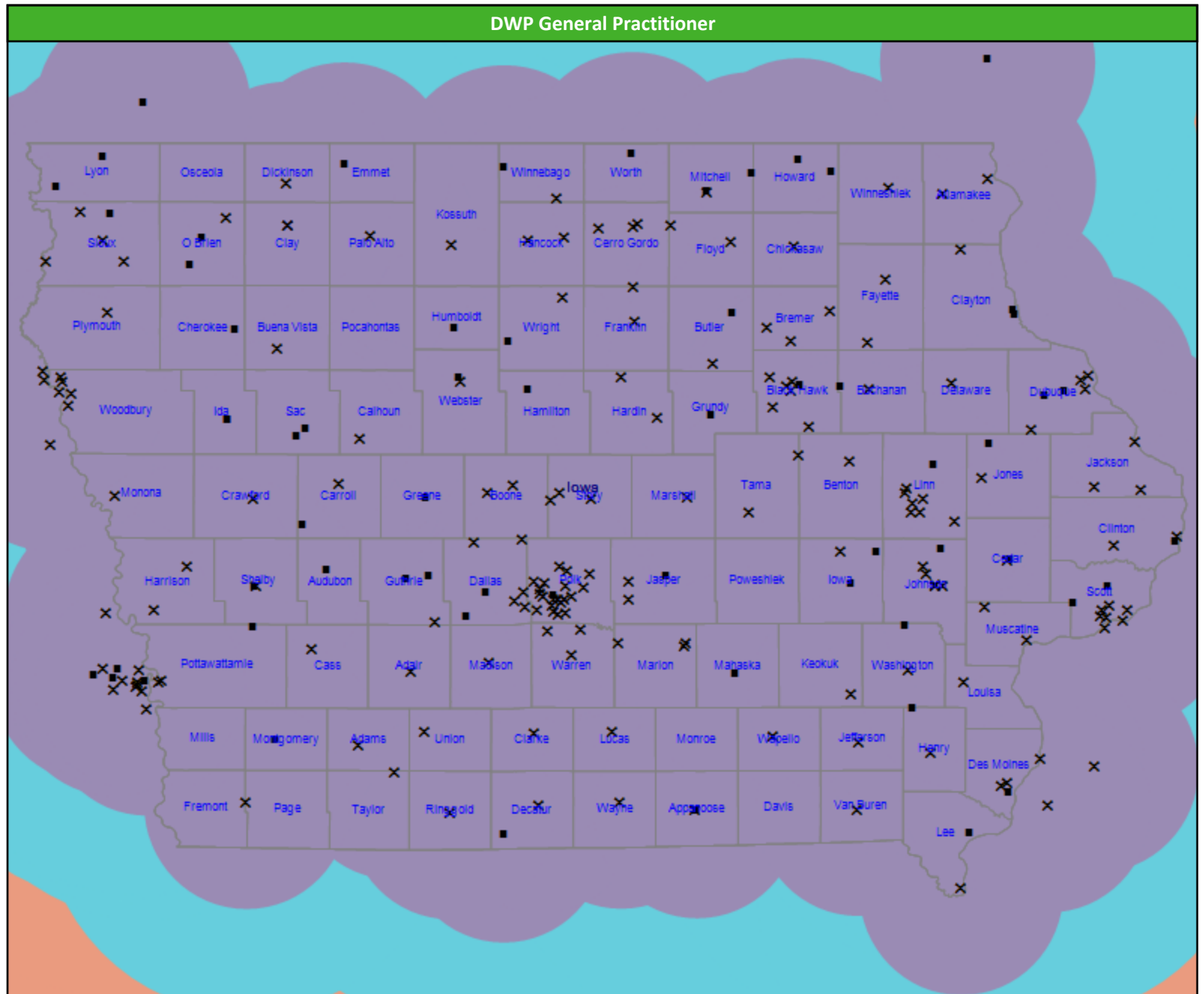
April 15, 2024

## DWP General Dentist

1,076 providers at 238 locations

- Single providers (63)
- × Multiple providers (175)
- 30 mile radius
- 60 mile radius
- 90 mile radius

41.42 miles





# DWP Oral Surgeon Access Map

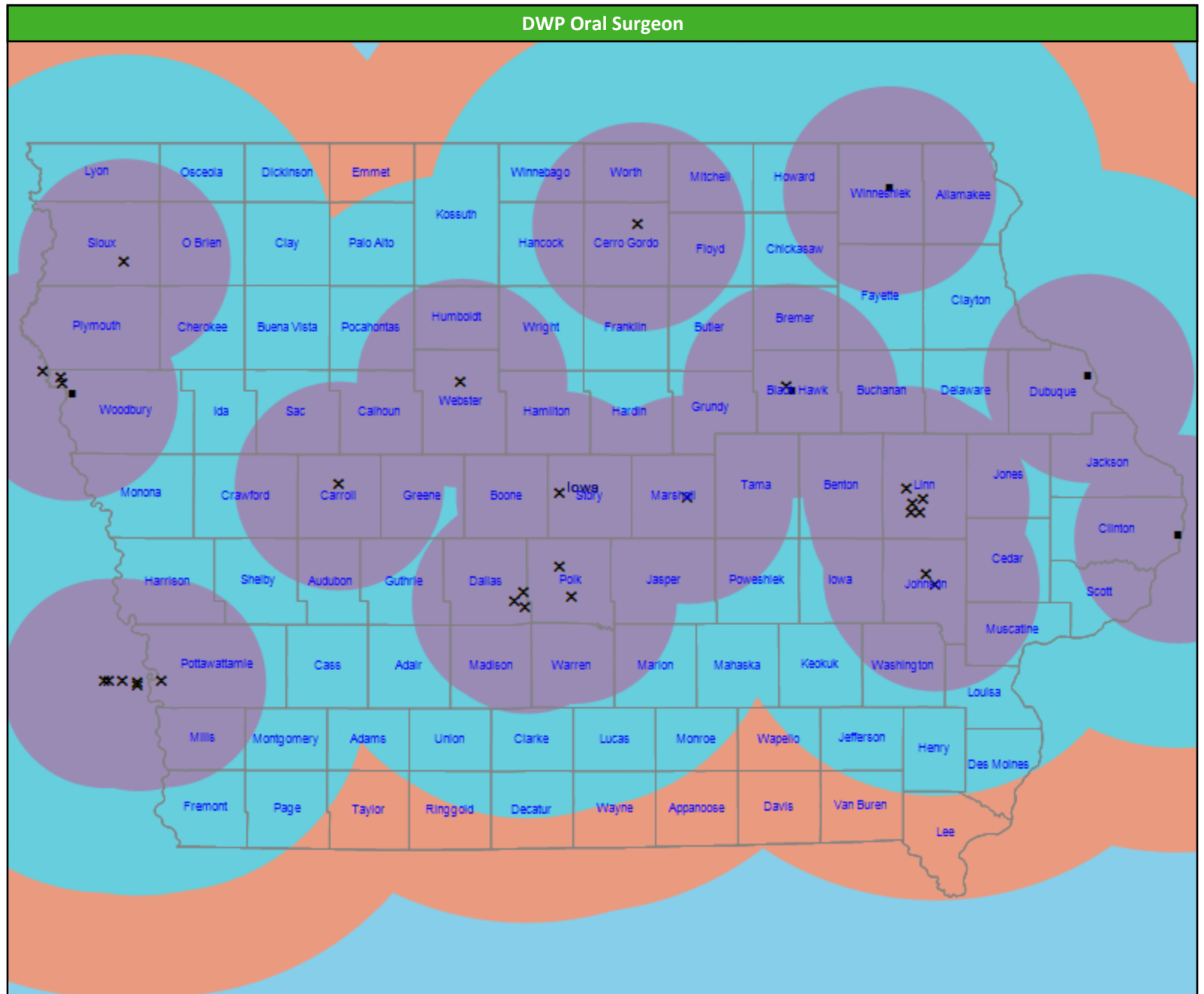
April 15, 2024

## DWP Oral Surgeon

170 providers at 33 locations

- Single providers (5)
- ✕ Multiple providers (28)
- 30 mile radius
- 60 mile radius
- 90 mile radius

41.42 miles



# DWP Endodontist Access Map

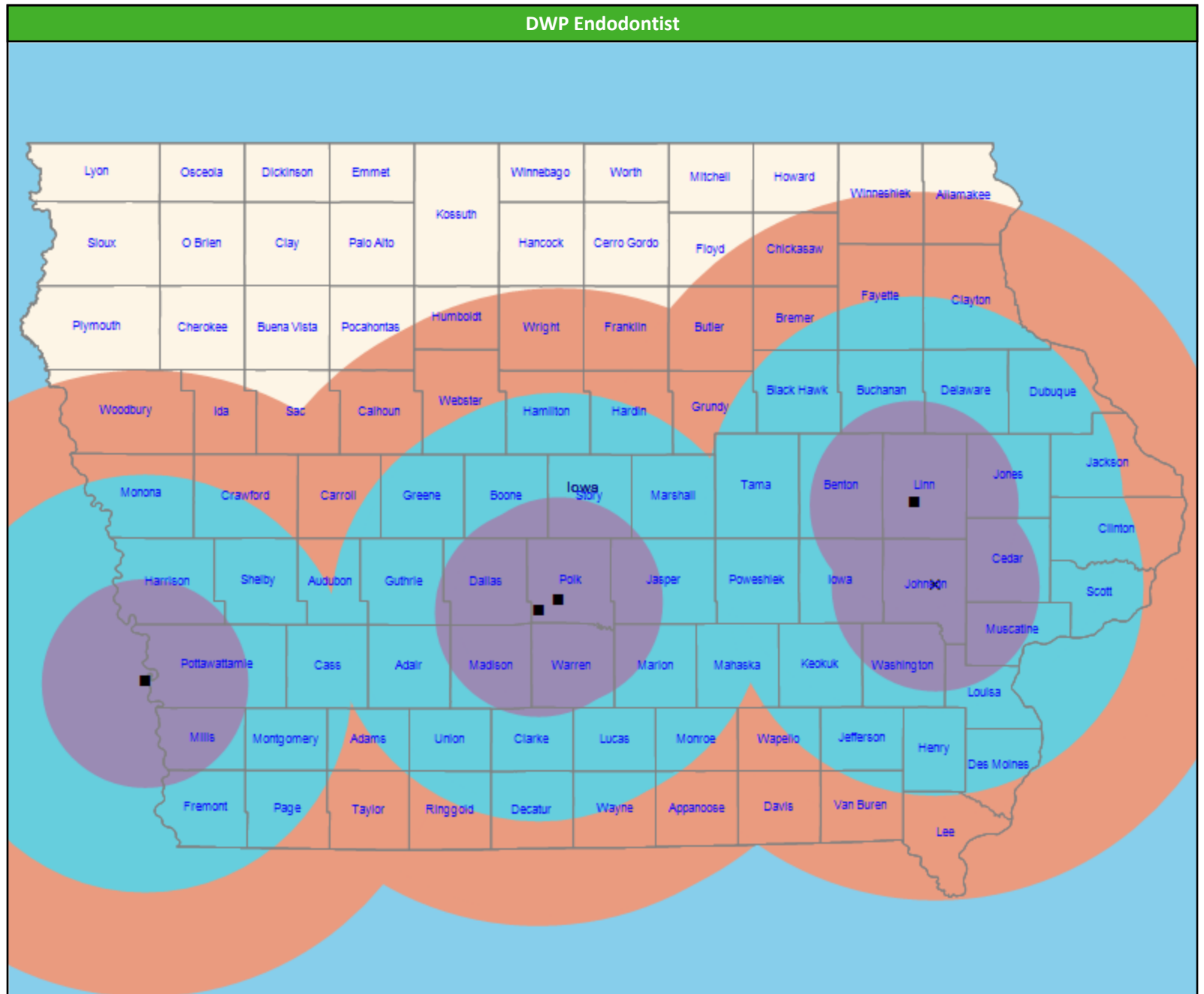
April 15, 2024

## DWP Endodontist

8 providers at 5 locations

- Single providers (4)
- × Multiple providers (1)
- 30 mile radius
- 60 mile radius
- 90 mile radius

41.42 miles



# DWP Periodontist Access Map

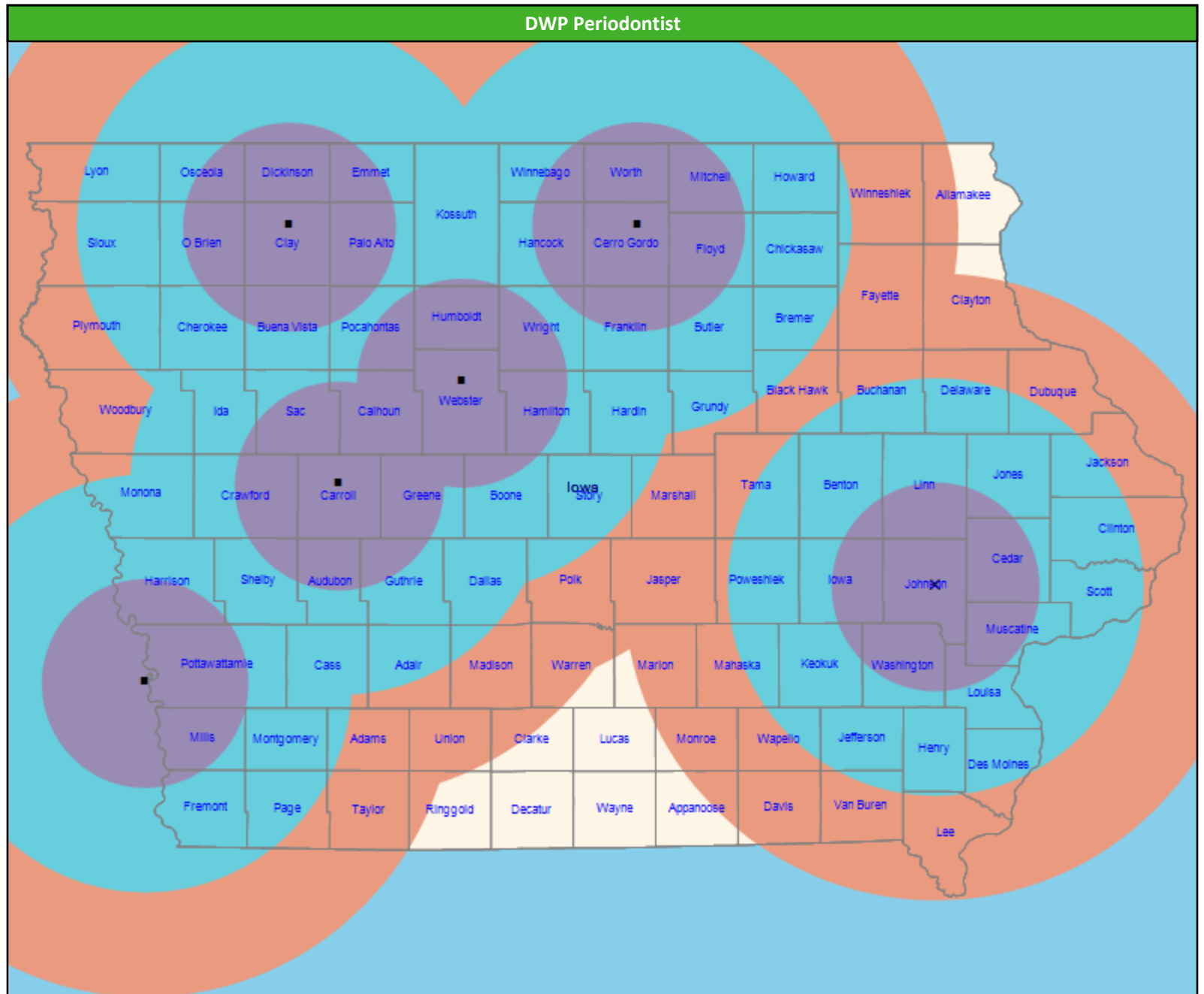
April 15, 2024

## DWP Periodontist

13 providers at 6 locations

- Single providers (5)
- ✕ Multiple providers (1)
- 30 mile radius
- 60 mile radius
- 90 mile radius

41.42 miles



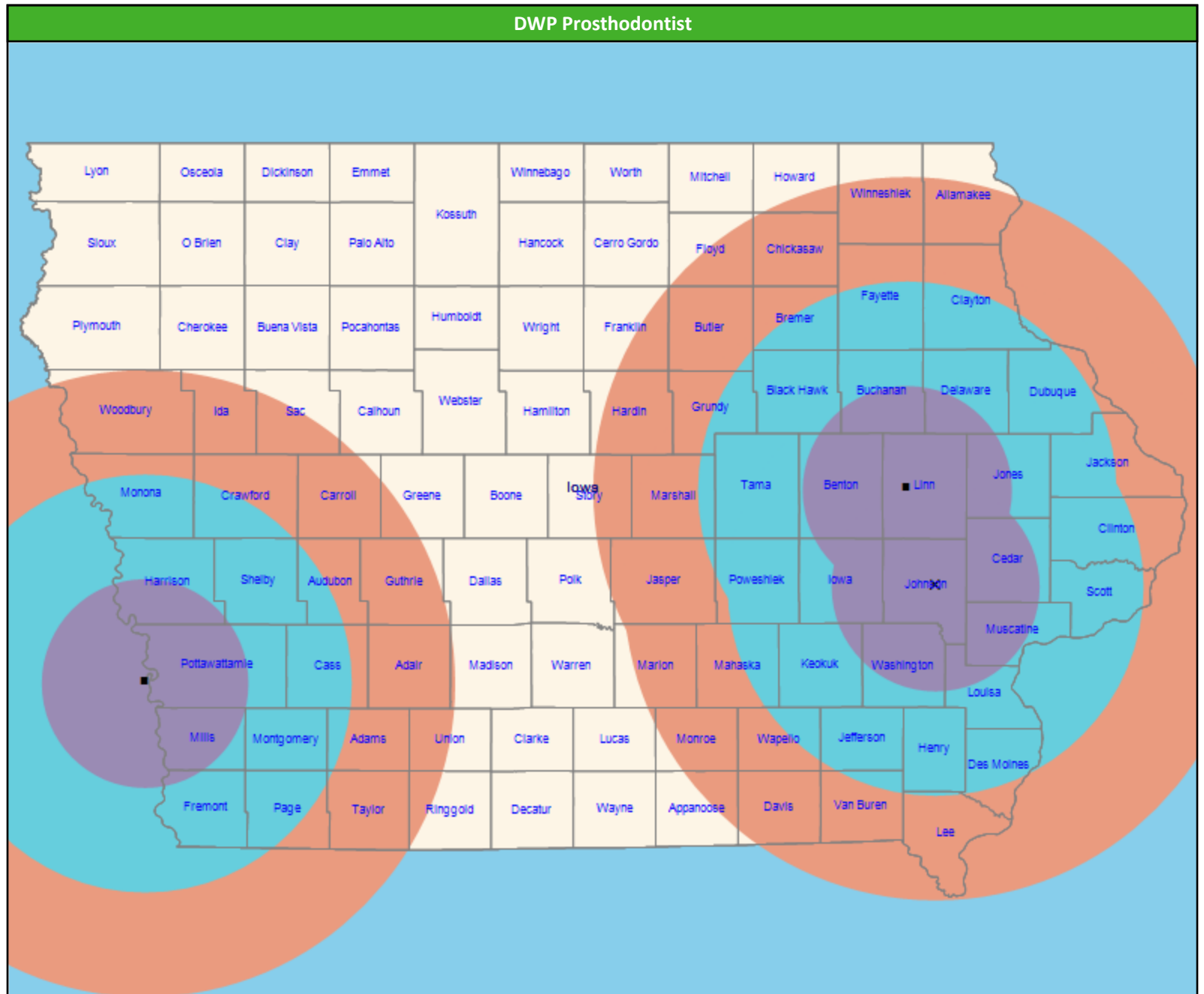
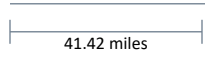
# DWP Prosthodontist Access Map

April 15, 2024

## DWP Prosthodontist

23 providers at 3 locations

- Single providers (2)
- × Multiple providers (1)
- 30 mile radius
- 60 mile radius
- 90 mile radius



# DWP Orthodontist Access Map

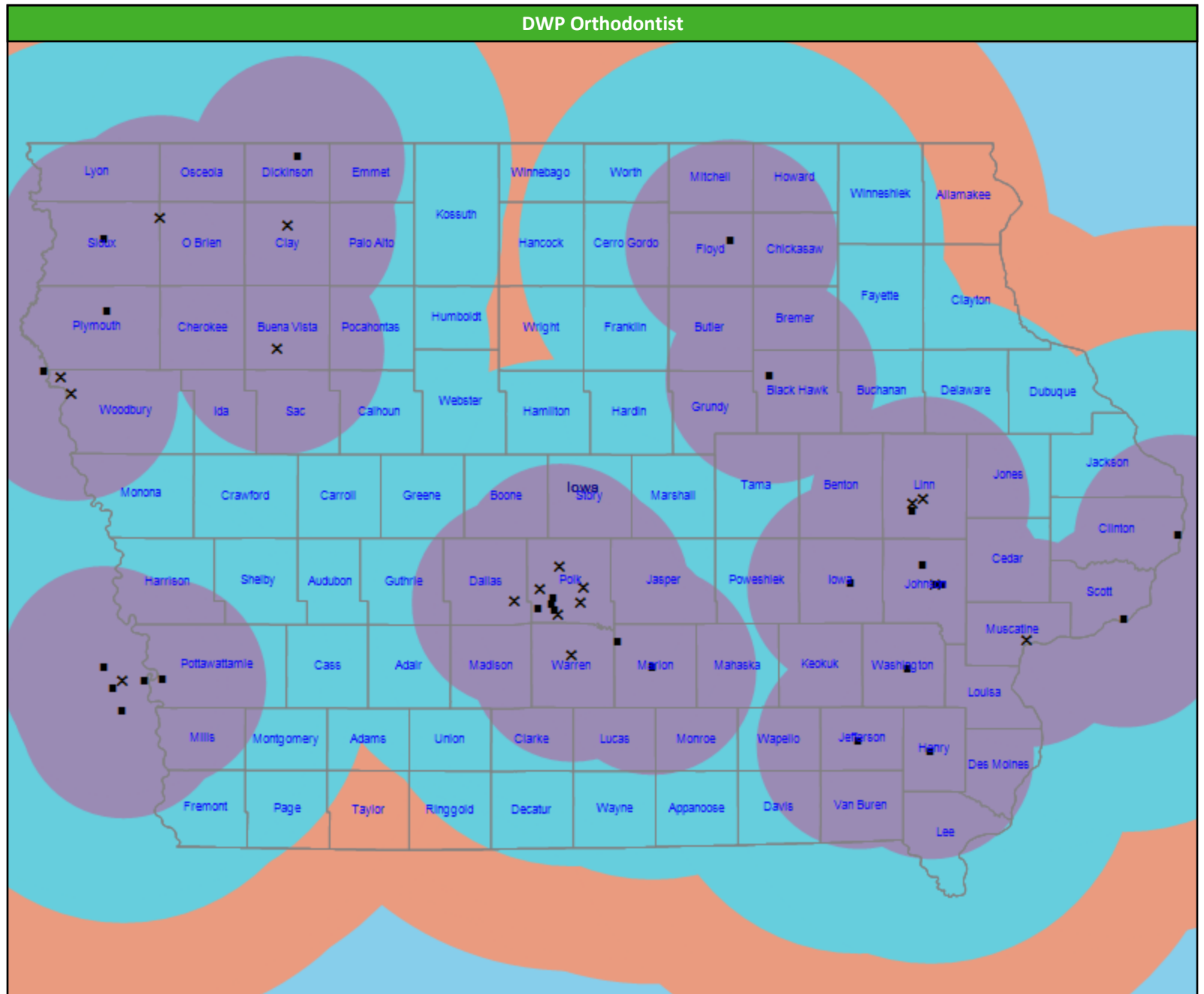
April 15, 2024

## DWP Orthodontist

98 providers at 44 locations

- Single providers (27)
- ✕ Multiple providers (17)
- 30 mile radius
- 60 mile radius
- 90 mile radius

41.42 miles



### Access Summary By State

April 15, 2024

**Access Analysis**

DWP Network

**Member Group**

DWP Members

**Provider Group**

- DWP All Providers
- DWP General Dentist
- DWP Oral Surgeon
- DWP Endodontist
- DWP Orthodontist
- DWP Periodontist
- DWP Prosthodontist

<sup>1</sup> Provider counts represent:

P: Unique providers

L: Unique provider locations

\*\* These records have been excluded from the analysis because of invalid zip codes.

All Members												
Member		Provider		With Access		Without Access		Counts <sup>1</sup>		Average Distance		Average Time
Group	#	Group	Standard	#	%	#	%	P	L	1	2	1
DWP Members	395,042	DWP All Providers	1 in 30 miles and 3...	394,976	99.9	66	0.1	1,389	249	3.6	4.7	4.0
		DWP General De...	1 in 30 miles and 3...	394,976	99.9	66	0.1	1,076	238	3.7	4.8	4.2
		DWP General De...	1 in 60 miles and 6...	395,011	99.9	31	0.1	1,076	238	3.7	4.8	4.2
		DWP General De...	1 in 90 miles and 9...	395,015	99.9	27	0.1	1,076	238	3.7	4.8	4.2
		DWP Oral Surgeon	1 in 30 miles and 3...	261,840	66.3	133,202	33.7	170	33	20.6	24.9	23.9
		DWP Oral Surgeon	1 in 60 miles and 6...	355,991	90.1	39,051	9.9	170	33	20.6	24.9	23.9
		DWP Oral Surgeon	1 in 90 miles and 9...	387,602	98.1	7,440	1.9	170	33	20.6	24.9	23.9
		DWP Endodontist	1 in 30 miles and 3...	134,551	34.1	260,491	65.9	8	5	46.6	61.7	62.3
		DWP Endodontist	1 in 60 miles and 6...	184,998	46.8	210,044	53.2	8	5	46.6	61.7	62.3
		DWP Endodontist	1 in 90 miles and 9...	285,619	72.3	109,423	27.7	8	5	46.6	61.7	62.3
		DWP Orthodontist	1 in 30 miles and 3...	280,194	70.9	114,848	29.1	98	44	18.2	26.4	20.3
		DWP Orthodontist	1 in 60 miles and 6...	367,745	93.1	27,297	6.9	98	44	18.2	26.4	20.3
		DWP Orthodontist	1 in 90 miles and 9...	395,009	99.9	33	0.1	98	44	18.2	26.4	20.3
		DWP Periodontist	1 in 30 miles and 3...	57,878	14.7	337,164	85.3	13	6	54.4	66.6	69.3
		DWP Periodontist	1 in 60 miles and 6...	145,214	36.8	249,828	63.2	13	6	54.4	66.6	69.3
		DWP Periodontist	1 in 90 miles and 9...	268,511	68.0	126,531	32.0	13	6	54.4	66.6	69.3
		DWP Prosthodo...	1 in 30 miles and 3...	58,836	14.9	336,206	85.1	23	3	72.9	107.1	98.7
		DWP Prosthodo...	1 in 60 miles and 6...	86,511	21.9	308,531	78.1	23	3	72.9	107.1	98.7
		DWP Prosthodo...	1 in 90 miles and 9...	165,029	41.8	230,013	58.2	23	3	72.9	107.1	98.7

Key Geographic Areas										
State Name	Member	Provider		With Access		Without Access		Average Distance		Average Time
	#	Group	Standard	#	%	#	%	1	2	1
Iowa	395,001	DWP All Providers	1 in 30 miles and 30 mins	394,971	99.9	30	0.1	3.6	4.7	4.0
		DWP General Dentist	1 in 30 miles and 30 mins	394,971	99.9	30	0.1	3.7	4.7	4.1
		DWP General Dentist	1 in 60 miles and 60 mins	395,001	100.0	0	0.0	3.7	4.7	4.1
		DWP General Dentist	1 in 90 miles and 90 mins	395,001	100.0	0	0.0	3.7	4.7	4.1
		DWP Oral Surgeon	1 in 30 miles and 30 mins	261,836	66.3	133,165	33.7	20.5	24.9	23.8
		DWP Oral Surgeon	1 in 60 miles and 60 mins	355,984	90.1	39,017	9.9	20.5	24.9	23.8
		DWP Oral Surgeon	1 in 90 miles and 90 mins	387,592	98.1	7,409	1.9	20.5	24.9	23.8
		DWP Endodontist	1 in 30 miles and 30 mins	134,549	34.1	260,452	65.9	46.6	61.6	62.3
		DWP Endodontist	1 in 60 miles and 60 mins	184,995	46.8	210,006	53.2	46.6	61.6	62.3
		DWP Endodontist	1 in 90 miles and 90 mins	285,616	72.3	109,385	27.7	46.6	61.6	62.3
		DWP Orthodontist	1 in 30 miles and 30 mins	280,190	70.9	114,811	29.1	18.1	26.3	20.3
		DWP Orthodontist	1 in 60 miles and 60 mins	367,740	93.1	27,261	6.9	18.1	26.3	20.3
		DWP Orthodontist	1 in 90 miles and 90 mins	395,000	99.9	1	0.1	18.1	26.3	20.3
		DWP Periodontist	1 in 30 miles and 30 mins	57,876	14.7	337,125	85.3	54.4	66.5	69.3
		DWP Periodontist	1 in 60 miles and 60 mins	145,211	36.8	249,790	63.2	54.4	66.5	69.3
		DWP Periodontist	1 in 90 miles and 90 mins	268,506	68.0	126,495	32.0	54.4	66.5	69.3

### Access Summary By City

April 15, 2024

**Access Analysis**

DWP Network

**Member Group**

DWP Members

**Provider Group**

- DWP All Providers
- DWP General Dentist
- DWP Oral Surgeon
- DWP Endodontist
- DWP Orthodontist
- DWP Periodontist
- DWP Prosthodontist

<sup>1</sup> Provider counts represent:

- P: Unique providers
- L: Unique provider locations

\*\* These records have been excluded from the analysis because of invalid zip codes.

All Members												
Member		Provider		With Access		Without Access		Counts <sup>1</sup>		Average Distance		Average Time
Group	#	Group	Standard	#	%	#	%	P	L	1	2	1
DWP Members	395,042	DWP All Providers	1 in 30 miles and 3...	394,976	99.9	66	0.1	1,389	249	3.6	4.7	4.0
		DWP General De...	1 in 30 miles and 3...	394,976	99.9	66	0.1	1,076	238	3.7	4.8	4.2
		DWP General De...	1 in 60 miles and 6...	395,011	99.9	31	0.1	1,076	238	3.7	4.8	4.2
		DWP General De...	1 in 90 miles and 9...	395,015	99.9	27	0.1	1,076	238	3.7	4.8	4.2
		DWP Oral Surgeon	1 in 30 miles and 3...	261,840	66.3	133,202	33.7	170	33	20.6	24.9	23.9
		DWP Oral Surgeon	1 in 60 miles and 6...	355,991	90.1	39,051	9.9	170	33	20.6	24.9	23.9
		DWP Oral Surgeon	1 in 90 miles and 9...	387,602	98.1	7,440	1.9	170	33	20.6	24.9	23.9
		DWP Endodontist	1 in 30 miles and 3...	134,551	34.1	260,491	65.9	8	5	46.6	61.7	62.3
		DWP Endodontist	1 in 60 miles and 6...	184,998	46.8	210,044	53.2	8	5	46.6	61.7	62.3
		DWP Endodontist	1 in 90 miles and 9...	285,619	72.3	109,423	27.7	8	5	46.6	61.7	62.3
		DWP Orthodontist	1 in 30 miles and 3...	280,194	70.9	114,848	29.1	98	44	18.2	26.4	20.3
		DWP Orthodontist	1 in 60 miles and 6...	367,745	93.1	27,297	6.9	98	44	18.2	26.4	20.3
		DWP Orthodontist	1 in 90 miles and 9...	395,009	99.9	33	0.1	98	44	18.2	26.4	20.3
		DWP Periodontist	1 in 30 miles and 3...	57,878	14.7	337,164	85.3	13	6	54.4	66.6	69.3
		DWP Periodontist	1 in 60 miles and 6...	145,214	36.8	249,828	63.2	13	6	54.4	66.6	69.3
		DWP Periodontist	1 in 90 miles and 9...	268,511	68.0	126,531	32.0	13	6	54.4	66.6	69.3
		DWP Prosthodo...	1 in 30 miles and 3...	58,836	14.9	336,206	85.1	23	3	72.9	107.1	98.7
		DWP Prosthodo...	1 in 60 miles and 6...	86,511	21.9	308,531	78.1	23	3	72.9	107.1	98.7
		DWP Prosthodo...	1 in 90 miles and 9...	165,029	41.8	230,013	58.2	23	3	72.9	107.1	98.7

Key Geographic Areas										
City	Member	Provider		With Access		Without Access		Average Distance		Average Time
	#	Group	Standard	#	%	#	%	1	2	1
Des Moines, IA	41,891	DWP All Providers	1 in 30 miles and 30 mins	41,891	100.0	0	0.0	1.4	1.4	2.1
		DWP General Dentist	1 in 30 miles and 30 mins	41,891	100.0	0	0.0	1.4	1.4	2.1
		DWP General Dentist	1 in 60 miles and 60 mins	41,891	100.0	0	0.0	1.4	1.4	2.1
		DWP General Dentist	1 in 90 miles and 90 mins	41,891	100.0	0	0.0	1.4	1.4	2.1
		DWP Oral Surgeon	1 in 30 miles and 30 mins	41,891	100.0	0	0.0	4.9	4.9	7.2
		DWP Oral Surgeon	1 in 60 miles and 60 mins	41,891	100.0	0	0.0	4.9	4.9	7.2
		DWP Oral Surgeon	1 in 90 miles and 90 mins	41,891	100.0	0	0.0	4.9	4.9	7.2
		DWP Endodontist	1 in 30 miles and 30 mins	41,891	100.0	0	0.0	3.9	9.5	6.8
		DWP Endodontist	1 in 60 miles and 60 mins	41,891	100.0	0	0.0	3.9	9.5	6.8
		DWP Endodontist	1 in 90 miles and 90 mins	41,891	100.0	0	0.0	3.9	9.5	6.8
		DWP Orthodontist	1 in 30 miles and 30 mins	41,891	100.0	0	0.0	2.8	3.4	4.3
		DWP Orthodontist	1 in 60 miles and 60 mins	41,891	100.0	0	0.0	2.8	3.4	4.3
		DWP Orthodontist	1 in 90 miles and 90 mins	41,891	100.0	0	0.0	2.8	3.4	4.3
		DWP Periodontist	1 in 30 miles and 30 mins	0	0.0	41,891	100.0	74.1	78.0	96.3
		DWP Periodontist	1 in 60 miles and 60 mins	0	0.0	41,891	100.0	74.1	78.0	96.3
		DWP Periodontist	1 in 90 miles and 90 mins	7,910	18.9	33,981	81.1	74.1	78.0	96.3