



Wellpoint Iowa, Inc.

Managed Care Network Geographic Access Maps

July 11, 2024

Table of Contents

Report Contents

Table 1 - Primary Care Provider (PCP) Section	1
Table 2 - Specialty Care Section	2 - 5
Table 3 - Behavioral Health Section	6
Table 4 - Hospital Section	7
Table 5 - Other Services Section	8
Table 6 - Long- Term Care Services Section	9-12
Other Services - Lab and X-ray Services - Iowa Members - Less than 100% Standard	13
Long - Term Care Services - BI: Adult Day Care - BI Rural Members - < 100% Standard	14
Long - Term Care Services - BI - Transportation - BI Urban Members - < 100% Standard	15
Long - Term Care Services - Elderly - Transportation - Elderly Urban Members - < 100% Standard	16
Long - Term Care Services - ID - Transportation - ID Urban Members - < 100% Standard	17
Long - Term Care Services - ID - Transportation - ID Rural Members - < 100% Standard	18
Long - Term Care Services - PD - Transportation - PD Urban Members - < 100% Standard	19

Table 1 - Primary Care Provider (PCP) Section

Table displays the percentage of members within the contract standards for Adult [all adults 19 years or older] and Pediatric [all children with age 0 to 18] PCP Providers and whether or not the contract standard was met (Y/N). The contract standard is to have access within 30 minutes or 30 miles from their personal residence for 100% of population. Percentages marked in red did not meet contract standards.

Provider Type	Time/Distance Standard	Provider Count	Members with Access	Percentage with Access	Standard Met (Y/N)	Ave Distance (Mies)
Adult - PCP	30 minutes or 30 miles	8237	119547	100.00%	Y	1.8
Pediatric - PCP	30 minutes or 30 miles	8250	116967	100.00%	Y	1.9

Table 2 - Specialty Care Section

Table displays the percentage of members within the contract standards for Specialty Care Adult [all adults 19 years or older] and Pediatric [all children with age 0 to 18] , OB/GYN [all females with age 12 or older], and Neonatology [all newborns with age less than 1] providers and whether or not the contract standard was met (Y/N). The contract standard is to have access within 60 minutes or 60 miles for 75% of population, and 90 minutes or 90 miles for 100% of population from their personal residence. Percentages marked in red did not meet contract standards.

Provider Type	Time/Distance Standard	Provider Count	Members with Access	Percentage with Access	Standard Met (Y/N)	Ave Distance (Mies)
Allergy - Adult	60 minutes or 60 miles	84	98059	99.90%	Y	13.6
Allergy - Adult	90 minutes or 90 miles	84	98135	100.00%	Y	13.6
Cardiology - Adult	60 minutes or 60 miles	774	98135	100.00%	Y	5.1
Cardiology - Adult	90 minutes or 90 miles	774	98135	100.00%	Y	5.1
Dermatology - Adult	60 minutes or 60 miles	232	98135	100.00%	Y	7.7
Dermatology - Adult	90 minutes or 90 miles	232	98135	100.00%	Y	7.7
Endocrinology - Adult	60 minutes or 60 miles	152	95949	97.80%	Y	16.8
Endocrinology - Adult	90 minutes or 90 miles	152	98135	100.00%	Y	16.8
Gastroenterology - Adult	60 minutes or 60 miles	348	96928	98.80%	Y	12.8
Gastroenterology - Adult	90 minutes or 90 miles	348	98135	100.00%	Y	12.8
General Surgery - Adult	60 minutes or 60 miles	729	98135	100.00%	Y	4.8
General Surgery - Adult	90 minutes or 90 miles	729	98135	100.00%	Y	4.8
Hematology - Adult	60 minutes or 60 miles	285	98135	100.00%	Y	9.8
Hematology - Adult	90 minutes or 90 miles	285	98135	100.00%	Y	9.8
Nephrology - Adult	60 minutes or 60 miles	498	98135	100.00%	Y	8.9
Nephrology - Adult	90 minutes or 90 miles	498	98135	100.00%	Y	8.9
Neurology - Adult	60 minutes or 60 miles	588	98135	100.00%	Y	8.8
Neurology - Adult	90 minutes or 90 miles	588	98135	100.00%	Y	8.8
Neurosurgery - Adult	60 minutes or 60 miles	184	92444	94.20%	Y	18.8

Provider Type	Time/Distance Standard	Provider Count	Members with Access	Percentage with Access	Standard Met (Y/N)	Ave Distance (Mies)
Neurosurgery - Adult	90 minutes or 90 miles	184	98132	99.90%	Y	18.8
OB/GYN - Adult	60 minutes or 60 miles	477	80421	100.00%	Y	6.2
OB/GYN - Adult	90 minutes or 90 miles	477	80421	100.00%	Y	6.2
Occupational Therapy - Adult	60 minutes or 60 miles	551	98135	100.00%	Y	3.9
Occupational Therapy - Adult	90 minutes or 90 miles	551	98135	100.00%	Y	3.9
Oncology - Adult	60 minutes or 60 miles	493	98135	100.00%	Y	8.0
Oncology - Adult	90 minutes or 90 miles	493	98135	100.00%	Y	8.0
Ophthalmology - Adult	60 minutes or 60 miles	268	98135	100.00%	Y	8.3
Ophthalmology - Adult	90 minutes or 90 miles	268	98135	100.00%	Y	8.3
Orthopedics - Adult	60 minutes or 60 miles	831	98135	100.00%	Y	4.4
Orthopedics - Adult	90 minutes or 90 miles	831	98135	100.00%	Y	4.4
Otolaryngology (ENT) - Adult	60 minutes or 60 miles	262	98135	100.00%	Y	7.7
Otolaryngology (ENT) - Adult	90 minutes or 90 miles	262	98135	100.00%	Y	7.7
Pathology - Adult	60 minutes or 60 miles	367	97965	99.80%	Y	11.8
Pathology - Adult	90 minutes or 90 miles	367	98135	100.00%	Y	11.8
Physical Therapy - Adult	60 minutes or 60 miles	1762	98135	100.00%	Y	3.0
Physical Therapy - Adult	90 minutes or 90 miles	1762	98135	100.00%	Y	3.0
Psychiatry - Adult	60 minutes or 60 miles	1217	98135	100.00%	Y	3.7
Psychiatry - Adult	90 minutes or 90 miles	1217	98135	100.00%	Y	3.7
Pulmonology - Adult	60 minutes or 60 miles	411	98135	100.00%	Y	8.5
Pulmonology - Adult	90 minutes or 90 miles	411	98135	100.00%	Y	8.5
Radiology - Adult	60 minutes or 60 miles	1175	98135	100.00%	Y	4.8
Radiology - Adult	90 minutes or 90 miles	1175	98135	100.00%	Y	4.8

Provider Type	Time/Distance Standard	Provider Count	Members with Access	Percentage with Access	Standard Met (Y/N)	Ave Distance (Mies)
Reconstructive Surgery - Adult	60 minutes or 60 miles	105	97287	99.10%	Y	15.3
Reconstructive Surgery - Adult	90 minutes or 90 miles	105	98135	100.00%	Y	15.3
Rheumatology - Adult	60 minutes or 60 miles	110	94629	96.40%	Y	16.2
Rheumatology - Adult	90 minutes or 90 miles	110	98135	100%	Y	16.2
Speech Therapy - Adult	60 minutes or 60 miles	352	98135	100.00%	Y	7.6
Speech Therapy - Adult	90 minutes or 90 miles	352	98135	100.00%	Y	7.6
Urology - Adult	60 minutes or 60 miles	234	98135	100.00%	Y	7.1
Urology - Adult	90 minutes or 90 miles	234	98135	100.00%	Y	7.1
Allergy - Pediatric	60 minutes or 60 miles	83	116850	99.90%	Y	14.6
Allergy - Pediatric	90 minutes or 90 miles	83	116964	100.00%	Y	14.6
Cardiology - Pediatric	60 minutes or 60 miles	779	116964	100.00%	Y	5.5
Cardiology - Pediatric	90 minutes or 90 miles	779	116964	100.00%	Y	5.5
Dermatology - Pediatric	60 minutes or 60 miles	232	116964	100.00%	Y	8.2
Dermatology - Pediatric	90 minutes or 90 miles	232	116964	100.00%	Y	8.2
Endocrinology - Pediatric	60 minutes or 60 miles	152	113902	97.40%	Y	17.9
Endocrinology - Pediatric	90 minutes or 90 miles	152	116964	100.00%	Y	17.9
Gastroenterology - Pediatric	60 minutes or 60 miles	348	115306	98.60%	Y	14.0
Gastroenterology - Pediatric	90 minutes or 90 miles	348	116964	100.00%	Y	14.0
General Surgery - Pediatric	60 minutes or 60 miles	729	116964	100.00%	Y	5.1
General Surgery - Pediatric	90 minutes or 90 miles	729	116964	100.00%	Y	5.1
Hematology - Pediatric	60 minutes or 60 miles	285	116964	100.00%	Y	10.6
Hematology - Pediatric	90 minutes or 90 miles	285	116964	100.00%	Y	10.6
Neonatology - Pediatric	60 minutes or 60 miles	286	4999	92.90%	Y	20.6

Provider Type	Time/Distance Standard	Provider Count	Members with Access	Percentage with Access	Standard Met (Y/N)	Ave Distance (Mies)
Neonatology - Pediatric	90 minutes or 90 miles	286	5380	100.00%	Y	20.6
Nephrology - Pediatric	60 minutes or 60 miles	259	116964	100.00%	Y	11.9
Nephrology - Pediatric	90 minutes or 90 miles	259	116964	100.00%	Y	11.9
Neurology - Pediatric	60 minutes or 60 miles	808	116964	100.00%	Y	8.8
Neurology - Pediatric	90 minutes or 90 miles	808	116964	100.00%	Y	8.8
Oncology - Pediatric	60 minutes or 60 miles	493	116964	100.00%	Y	8.7
Oncology - Pediatric	90 minutes or 90 miles	493	116964	100.00%	Y	8.7
Ophthalmology - Pediatric	60 minutes or 60 miles	267	116964	100.00%	Y	9.1
Ophthalmology - Pediatric	90 minutes or 90 miles	267	116964	100.00%	Y	9.1
Orthopedics - Pediatric	60 minutes or 60 miles	831	116964	100.00%	Y	4.8
Orthopedics - Pediatric	90 minutes or 90 miles	831	116964	100.00%	Y	4.8
Otolaryngology (ENT) - Pediatric	60 minutes or 60 miles	263	116964	100.00%	Y	8.3
Otolaryngology (ENT) - Pediatric	90 minutes or 90 miles	263	116964	100.00%	Y	8.3
Pulmonology - Pediatric	60 minutes or 60 miles	413	116964	100.00%	Y	8.8
Pulmonology - Pediatric	90 minutes or 90 miles	413	116964	100.00%	Y	8.8
Rheumatology - Pediatric	60 minutes or 60 miles	110	112006	95.80%	Y	17.6
Rheumatology - Pediatric	90 minutes or 90 miles	110	116964	100%	Y	17.6
Urology - Pediatric	60 minutes or 60 miles	234	116964	100.00%	Y	7.7
Urology - Pediatric	90 minutes or 90 miles	234	116964	100.00%	Y	7.7

Table 3 - Behavioral Health Section

Table displays the percentage of all members [all age groups] within the contract standards for Behavioral Health providers and whether or not the contract standard was met (Y/N). The contract standard is to have access within 30 minutes or 30 miles , 60 minutes or 60 miles for Urban counties, and 90 minutes or 90 miles for Rural counties from their personal residence for 100% of population. Zip codes with population lesser than 1,000 per square mile are classified as Rural and zip codes with a population of 1,000 or higher per square mile are classified as Urban. Percentages marked in red did not meet contract standards.

Provider Type	Time/Distance Standard	Provider Count	Members with Access	Percentage with Access	Standard Met (Y/N)	Ave Distance (Mies)
Behavioral Health - Outpatient	30 minutes or 30 miles	5491	236514	100.00%	Y	2.0
Behavioral Health - Inpatient URBAN	60 minutes or 60 miles	59	140363	100.00%	Y	5.5
Behavioral Health - Inpatient RURAL	90 minutes or 90 miles	59	96151	100.00%	Y	24.1

Table 4 - Hospital Section

Table displays the percentage of all members [all age groups] within the contract standards for Hospitals and whether or not the contract standard was met (Y/N). The contract standard is to have access within 30 minutes or 30 miles from personal residence for 100% of population. Percentages in red did not meet contract standards.

Provider Type	Time/Distance Standard	Provider Count	Members with Access	Percentage with Access	Standard Met (Y/N)	Ave Distance (Mies)
Hospital	30 minutes or 30 miles	344	236514	100.00%	Y	4.5

Table 5 - Other Services Section

Table displays the percentage of all members [all age groups] within the contract standards for Other Services (General Optometry, Lab and X-ray services, and Pharmacies) providers and whether or not the contract standard was met (Y/N). The contract standard is to have access within 30 minutes or 30 miles from personal residence for 100% of population. Percentages in red did not meet contract standards.

Provider Type	Time/Distance Standard	Provider Count	Members with Access	Percentage with Access	Standard Met (Y/N)	Ave Distance (Mies)
General Optometry	30 minutes or 30 miles	481	238,681	100%	Y	2.8
Lab and X-ray Services	30 minutes or 30 miles	156	224126	94.80%	N	9.0
Pharmacies	30 minutes or 30 miles	1005	236514	100.00%	Y	2.4

Table 6 - Long- Term Care Services Section

Table displays the percentage of members [Waiver members are identified based on state designation of these members to waiver services] within the contract standards for Long-Term Care Services and whether or not the contract standard was met (Y/N). The contract standard is to have access within 30 minutes or 30 miles in Urban counties, and and 60 minutes or 60 miles for Rural counties from their personal residence for 100% of population. HCBS waiver services may be performed at the member's home, the provider's office, or both. All waiver services have a 2 provider per county standard; however time distance standards only apply to services where members must travel to the provider location. Zip codes with population lesser than 1,000 per square mile are classified as Rural and zip codes with a population of 1,000 or higher per square mile are classified as Urban. Percentages marked in red did not meet contract standards.

Provider Type	Time/Distance Standard	Provider Count	Members with Access	Percentage with Access	Standard Met (Y/N)	Ave Distance (Mies)
ICF/ID: Individuals with Intellectual Disabilities	30 minutes or 30 miles	224	2044	100.00%	Y	3.2
ICF/ID: Individuals with Intellectual Disabilities	60 minutes or 60 miles	224	1855	100.00%	Y	8.6
ICF/SNF: Skilled Nursing Care Facility	30 minutes or 30 miles	495	165	100.00%	Y	2.1
ICF/SNF: Skilled Nursing Care Facility	60 minutes or 60 miles	495	100	100.00%	Y	4.3
AIDS/HIV: Adult Day Care	30 minutes or 30 miles	19	0	N/A	Y	N/A
AIDS/HIV: Adult Day Care	60 minutes or 60 miles	19	0	N/A	Y	N/A
AIDS/HIV: Counseling Services	30 minutes or 30 miles	2	0	N/A	Y	N/A
AIDS/HIV: Counseling Services	60 minutes or 60 miles	2	0	N/A	Y	N/A
AIDS/HIV: Respite	30 minutes or 30 miles	83	0	N/A	Y	N/A
AIDS/HIV: Respite	60 minutes or 60 miles	83	0	N/A	Y	N/A
BI: Adult Day Care	30 minutes or 30 miles	19	29	100.00%	Y	6.8
BI: Adult Day Care	60 minutes or 60 miles	19	4	80.00%	N	28.7
BI: Prevocational Services	30 minutes or 30 miles	15	0	N/A	Y	N/A

Provider Type	Time/Distance Standard	Provider Count	Members with Access	Percentage with Access	Standard Met (Y/N)	Ave Distance (Mies)
BI: Prevocational Services	60 minutes or 60 miles	15	0	N/A	Y	N/A
BI: Supported Employment	30 minutes or 30 miles	84	22	100.00%	Y	3.8
BI: Supported Employment	60 minutes or 60 miles	84	20	100.00%	Y	5.5
BI: IMMT	30 minutes or 30 miles	8	0	N/A	Y	N/A
BI: IMMT	60 minutes or 60 miles	8	0	N/A	Y	N/A
BI: Respite	30 minutes or 30 miles	83	119	100.00%	Y	3.5
BI: Respite	60 minutes or 60 miles	83	75	100.00%	Y	6.5
BI: Transportation	30 minutes or 30 miles	5	2	40.00%	N	48.8
BI: Transportation	60 minutes or 60 miles	6	6	100%	Y	39.9
CMH: Respite	30 minutes or 30 miles	83	193	100.00%	Y	3.8
CMH: Respite	60 minutes or 60 miles	83	159	100.00%	Y	6.5
Elderly: Adult Day Care	30 minutes or 30 miles	19	24	100.00%	Y	3.5
Elderly: Adult Day Care	60 minutes or 60 miles	19	4	100.00%	Y	7.5
Elderly: Respite	30 minutes or 30 miles	83	21	100.00%	Y	2.9
Elderly: Respite	60 minutes or 60 miles	83	17	100.00%	Y	4.8
Elderly: Transportation	30 minutes or 30 miles	5	8	80.00%	N	22.2
Elderly: Transportation	60 minutes or 60 miles	5	2	100.00%	Y	20.8
HD: Adult Day Care	30 minutes or 30 miles	19	8	100.00%	Y	8.1
HD: Adult Day Care	60 minutes or 60 miles	19	1	100.00%	Y	40.2
HD: Counseling Services	30 minutes or 30 miles	2	0	N/A	Y	N/A
HD: Counseling Services	60 minutes or 60 miles	2	0	N/A	Y	N/A
HD: IMMT	30 minutes or 30 miles	8	2	100.00%	Y	2.6
HD: IMMT	60 minutes or 60 miles	8	1	100.00%	Y	14.6

Provider Type	Time/Distance Standard	Provider Count	Members with Access	Percentage with Access	Standard Met (Y/N)	Ave Distance (Mies)
HD: Respite	30 minutes or 30 miles	83	332	100.00%	Y	3.9
HD: Respite	60 minutes or 60 miles	83	184	100.00%	Y	6.3
ID: Adult Day Care	30 minutes or 30 miles	19	153	100.00%	Y	3.6
ID: Adult Day Care	60 minutes or 60 miles	19	52	100%	Y	10.8
ID: Day Habilitation	30 minutes or 30 miles	103	1172	100.00%	Y	2.7
ID: Day Habilitation	60 minutes or 60 miles	103	1089	100.00%	Y	4.4
ID: Prevocational Services	30 minutes or 30 miles	15	24	100.00%	Y	5.5
ID: Prevocational Services	60 minutes or 60 miles	15	24	100.00%	Y	11.8
ID: Supported Employment	30 minutes or 30 miles	84	0	N/A	Y	N/A
ID: Supported Employment	60 minutes or 60 miles	84	653	100.00%	Y	5.0
ID: IMMT	30 minutes or 30 miles	8	3	100.00%	Y	3.7
ID: IMMT	60 minutes or 60 miles	8	1	100.00%	Y	12.9
ID: Respite	30 minutes or 30 miles	83	821	100.00%	Y	3.7
ID: Respite	60 minutes or 60 miles	83	473	100.00%	Y	5.7
ID: Transportation	30 minutes or 30 miles	5	47	60.30%	N	29.1
ID: Transportation	60 minutes or 60 miles	5	75	84.30%	N	37.6
PD: Transportation	30 minutes or 30 miles	5	1	50.00%	N	66.8
PD: Transportation	60 minutes or 60 miles	5	0	N/A	Y	N/A
Hab: Day Habilitation	30 minutes or 30 miles	103	23	100.00%	Y	2.0
Hab: Day Habilitation	60 minutes or 60 miles	103	46	100.00%	Y	4.1
Hab: Prevocational Services	30 minutes or 30 miles	15	2	100.00%	Y	6.8
Hab: Prevocational Services	60 minutes or 60 miles	15	0	N/A	Y	N/A

Provider Type	Time/Distance Standard	Provider Count	Members with Access	Percentage with Access	Standard Met (Y/N)	Ave Distance (Mies)
Hab: Supported Employment	30 minutes or 30 miles	84	8	100.00%	Y	3.6
Hab: Supported Employment	60 minutes or 60 miles	84	11	100.00%	Y	6.2

Other Services - Lab and X-ray Services - Iowa Members - Less than 100% Standard

July 11, 2024

Lab and X-ray Services

Total Providers: 156

- Single providers (370)
- Multiple providers (43)

Lab and X-ray Services -1 in 30 Miles

Employee Group

Iowa Members (Iowa)

Provider Group

Lab and X-ray Services

236,514 employee locations

- Without access (12,388)

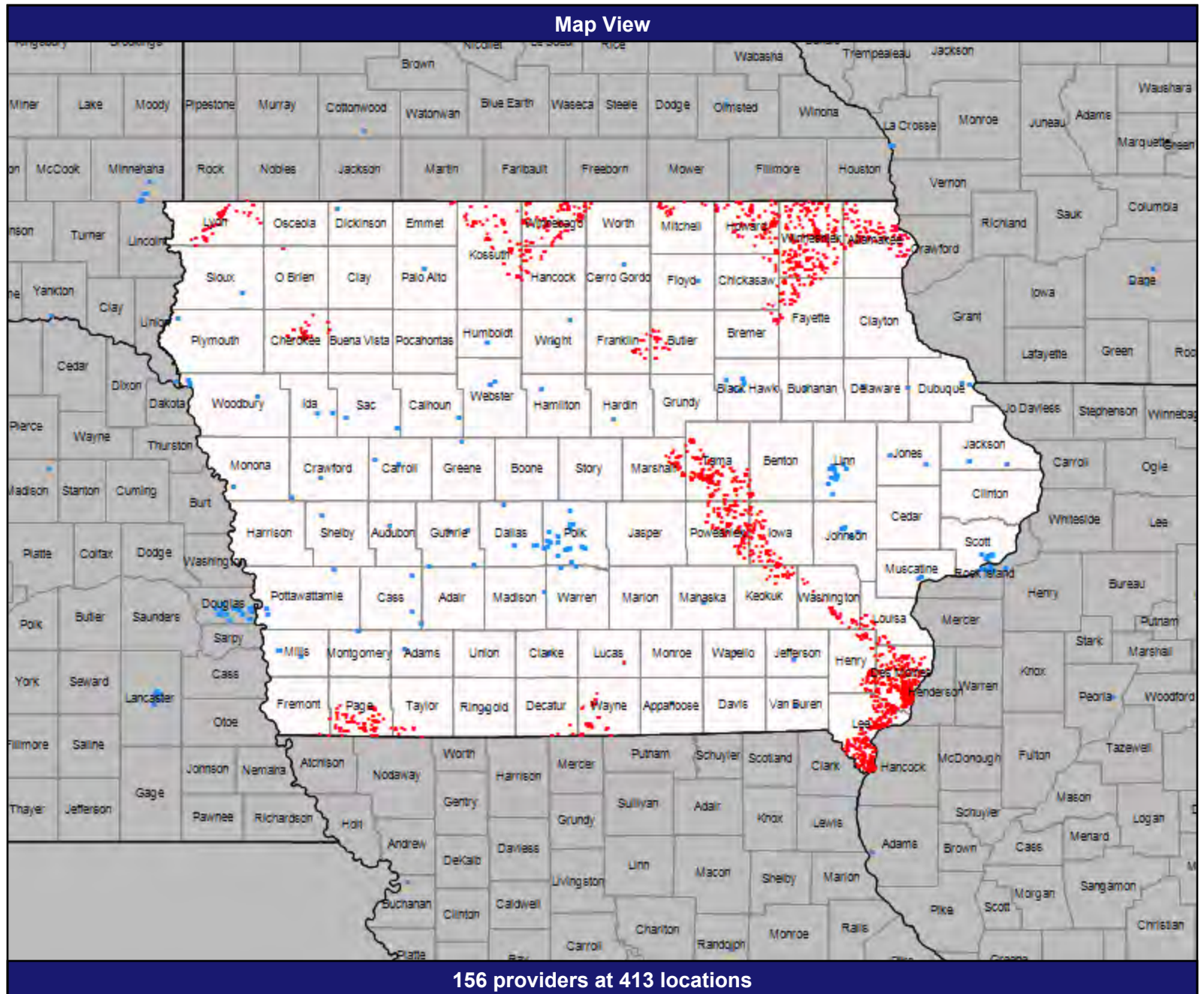
The Access Standard is defined as (Iowa Members (Iowa)) employees accessing:

- 1 (Lab and X-ray Services) provider in 30 miles

Service Areas

- Iowa

54.59 miles



Long Term Care Services - BI: Adult Day Care - Rural Members - < 100% Standard

July 11, 2024

BI: Adult Day Care

Total Providers: 19

- Single providers (46)
- Multiple providers (0)

Service Areas

□ Iowa

54.59 miles



Long Term Care Services - BI: Transportation - Urban Members - < 100% Standard

July 11, 2024

BI: Transportation

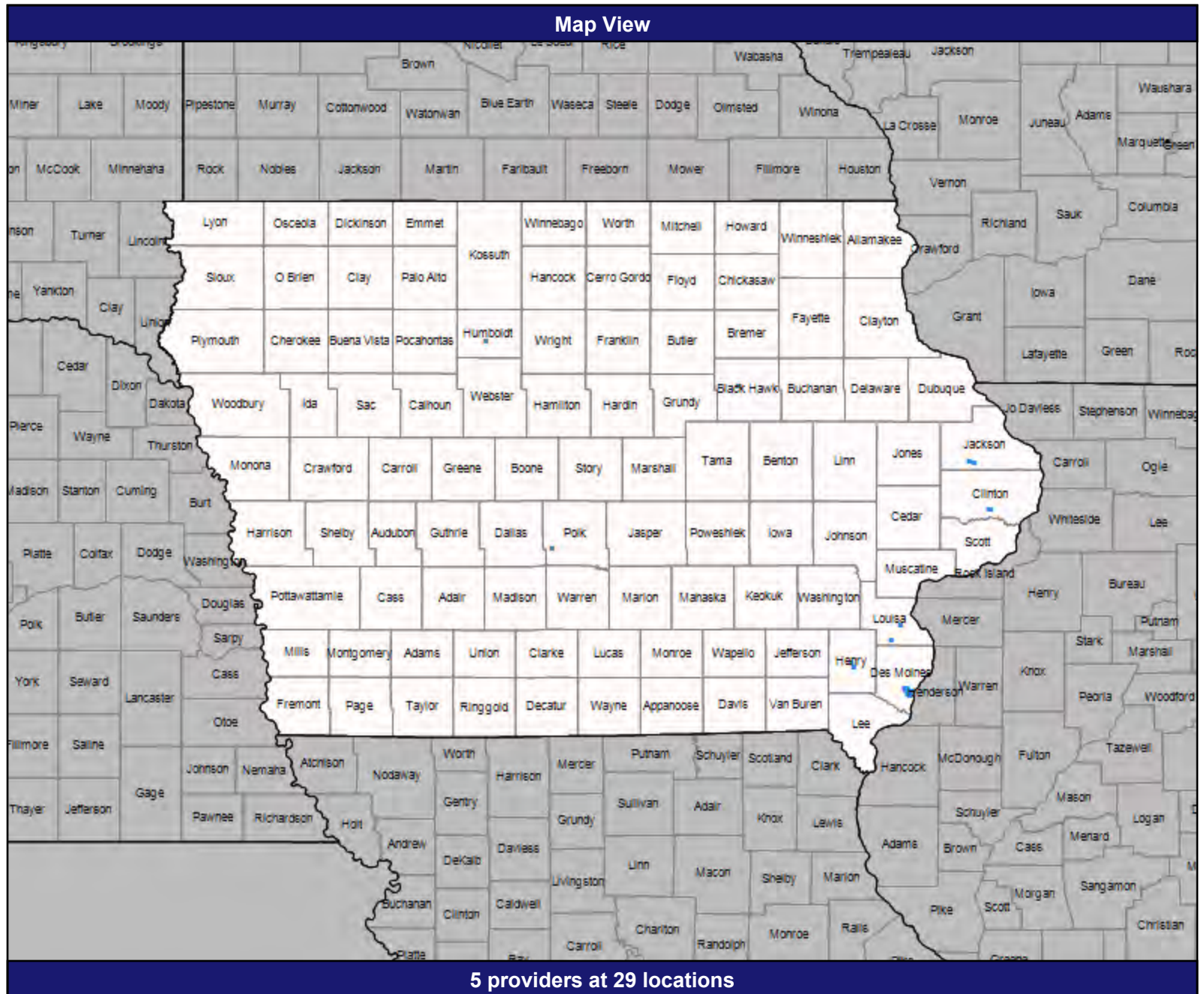
Total Providers: 5

- Single providers (29)
- Multiple providers (0)

Service Areas

□ Iowa

54.59 miles



Long Term Care Services - Elderly: Transportation - Urban Members - < 100% Standard

July 11, 2024

Elderly: Transportation

Total Providers: 5

- Single providers (29)
- Multiple providers (0)

Service Areas

□ Iowa

54.59 miles



Long Term Care Services - ID: Transportation - Urban Members - < 100% Standard

July 11, 2024

ID: Transportation

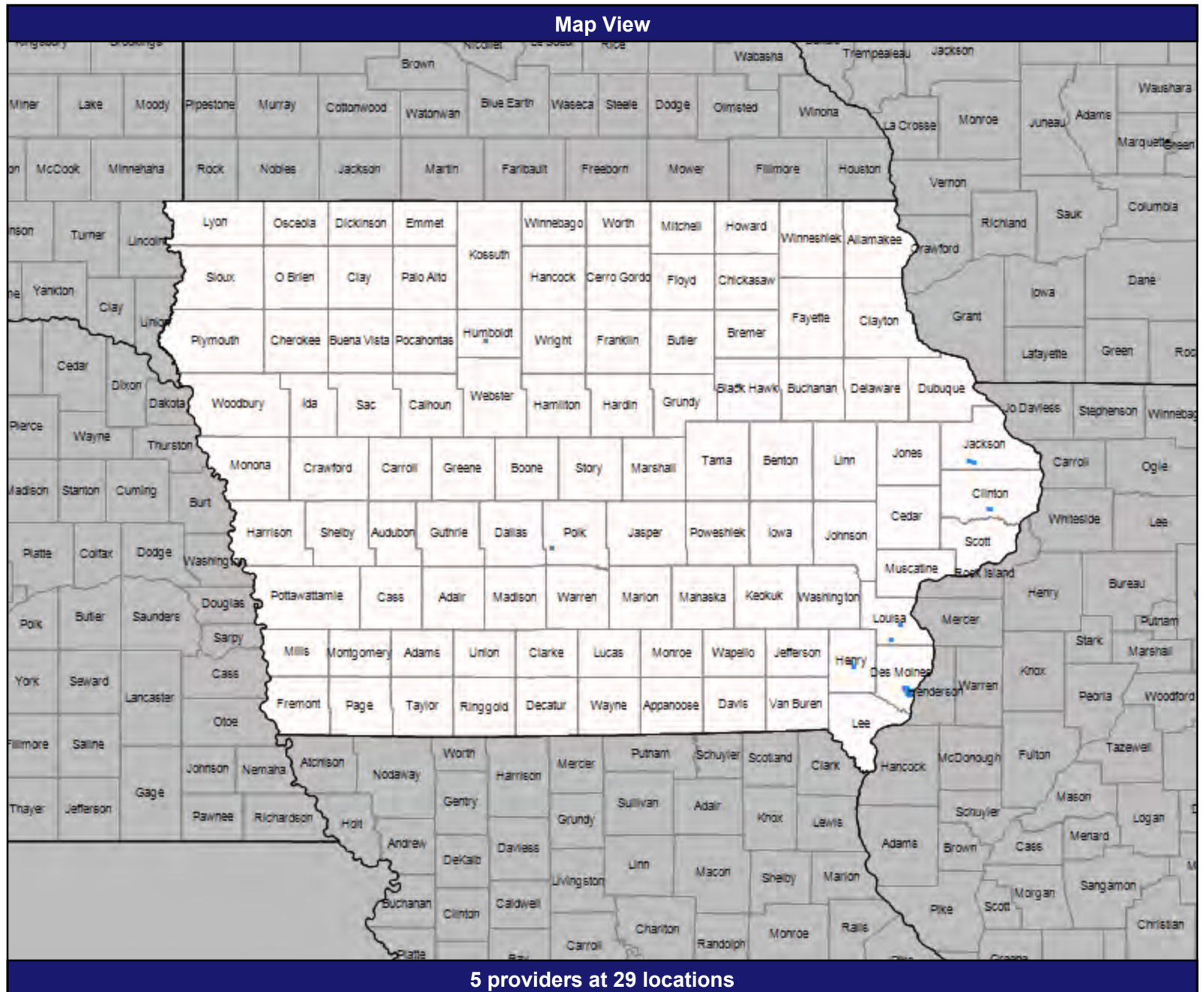
Total Providers: 5

- Single providers (29)
- Multiple providers (0)

Service Areas

□ Iowa

54.59 miles



Long Term Care Services - ID: Transportation - Rural Members - < 100% Standard

July 11, 2024

ID: Transportation

Total Providers: 5

- Single providers (29)
- Multiple providers (0)

Service Areas

□ Iowa

54.59 miles



Long Term Care Services - PD: Transportation - Urban Members - < 100% Standard

July 11, 2024

PD: Transportation

Total Providers: 5

- Single providers (29)
- Multiple providers (0)

Service Areas

□ Iowa

54.59 miles

