

Network Access Analysis

Dental Wellness Plan

Delta Dental of Iowa

SFY24 Q4

Contents

Report Contents

<p>Access Overview 30 Miles</p> <p><i>DWP Members: DWP All Providers, DWP Members: DWP General Dentist, DWP Members: DWP Oral Surgeon, DWP Members: DWP Endodontist, DWP Members: DWP Orthodontist, DWP Members: DWP Periodontist, DWP Members: DWP Prosthodontist</i></p>	<p>3</p>
<p>Access Overview 60 Miles</p> <p><i>DWP Members: DWP All Providers, DWP Members: DWP Primary Care Dentist, DWP Members: DWP Oral Surgeon, DWP Members: DWP Endodontist, DWP Members: DWP Orthodontist, DWP Members: DWP Periodontist, DWP Members: DWP Prosthodontist</i></p>	<p>10</p>
<p>Access Overview 90 Miles</p> <p><i>DWP Members: DWP All Providers, DWP Members: DWP Primary Care Dentist, DWP Members: DWP Oral Surgeon, DWP Members: DWP Endodontist, DWP Members: DWP Orthodontist, DWP Members: DWP Periodontist, DWP Members: DWP Prosthodontist</i></p>	<p>17</p>
<p>DWP Primary Care Dentist Access Map</p>	<p>24</p>
<p>DWP Oral Surgeon Access Map</p>	<p>25</p>
<p>DWP Endodontist Access Map</p>	<p>26</p>
<p>DWP Periodontist Access Map</p>	<p>27</p>
<p>DWP Prosthodontist Access Map</p>	<p>28</p>
<p>DWP Orthodontist Access Map</p>	<p>29</p>
<p>Access Summary By State</p> <p><i>DWP Members: DWP Primary Care Dentist, DWP Members: DWP Primary Care Dentist, DWP Members: DWP Primary Care Dentist, DWP Members: DWP Oral Surgeon, DWP Members: DWP Oral Surgeon, DWP Members: DWP Oral Surgeon, DWP Members: DWP Endodontist, DWP Members: DWP Endodontist, DWP Members: DWP Endodontist, DWP Members: DWP Periodontist, DWP Members: DWP Periodontist, DWP Members: DWP Periodontist, DWP Members: DWP Prosthodontist, DWP Members: DWP Prosthodontist, DWP Members: DWP Prosthodontist, DWP Members: DWP Orthodontist, DWP Members: DWP Orthodontist, DWP Members: DWP Orthodontist, DWP Members: DWP All Providers</i></p>	<p>30</p>
<p>Access Summary By City</p> <p><i>DWP Members: DWP Primary Care Dentist, DWP Members: DWP Primary Care Dentist, DWP Members: DWP Primary Care Dentist, DWP Members: DWP Oral Surgeon, DWP Members: DWP Oral Surgeon, DWP Members: DWP Oral Surgeon, DWP Members: DWP Endodontist, DWP Members: DWP Endodontist, DWP Members: DWP Endodontist, DWP Members: DWP Periodontist, DWP Members: DWP Periodontist, DWP Members: DWP Periodontist, DWP Members: DWP Prosthodontist, DWP Members: DWP Prosthodontist, DWP Members: DWP Prosthodontist, DWP Members: DWP Orthodontist, DWP Members: DWP Orthodontist, DWP Members: DWP Orthodontist, DWP Members: DWP All Providers</i></p>	<p>31</p>

Access Overview 30 Miles - All Providers

SFY24 Q4

Access Analysis

DWP Network

Member / Provider Groups

DWP Members

DWP All Providers

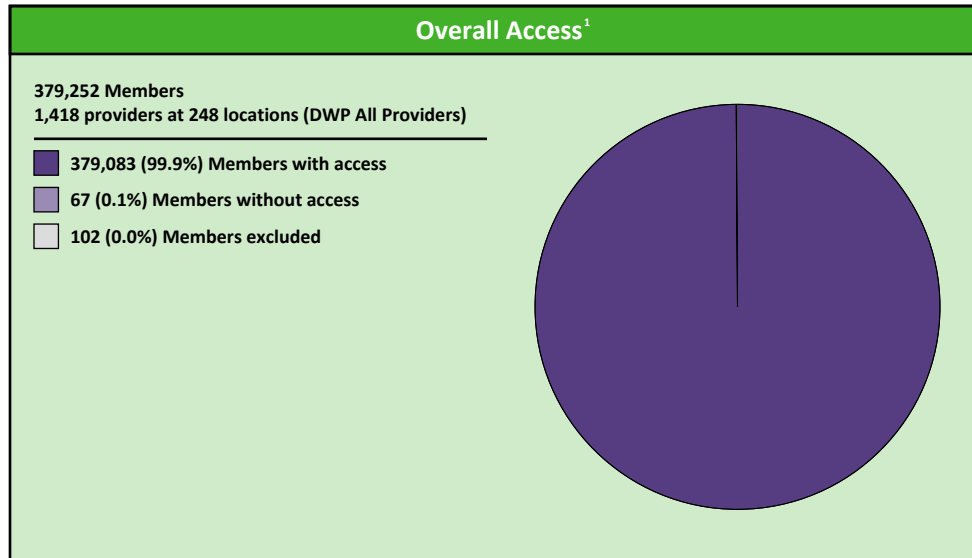
Comparison Graph

Percent of members with access to a choice of providers over miles

- 1st closest
- 2nd closest

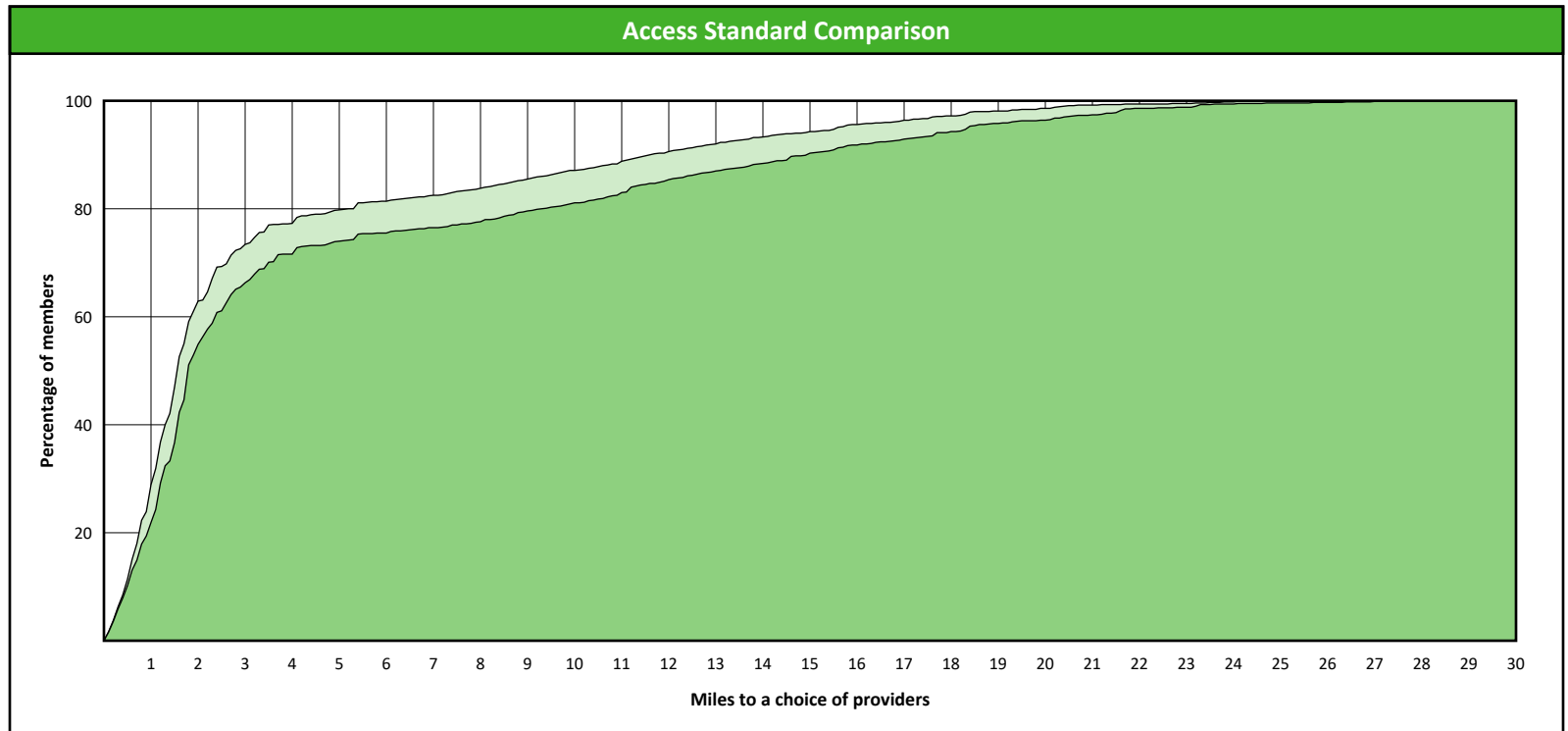
¹ The Access Standard is defined as (DWP Members) members accessing:

1 (DWP All Providers) provider in 30 miles and 30 minutes



Distances/Times

	Average
Distance/Time to 1st closest provider	3.7 miles 4.2 mins
Distance/Time to 2nd closest provider	4.8 miles 5.3 mins



Access Overview 30 Miles - Primary Care Dentist

SFY24 Q4

Access Analysis

DWP Network

Member / Provider Groups

DWP Members

DWP General Dentist


Comparison Graph

Percent of members with access to a choice of providers over miles

- 1st closest
- 2nd closest

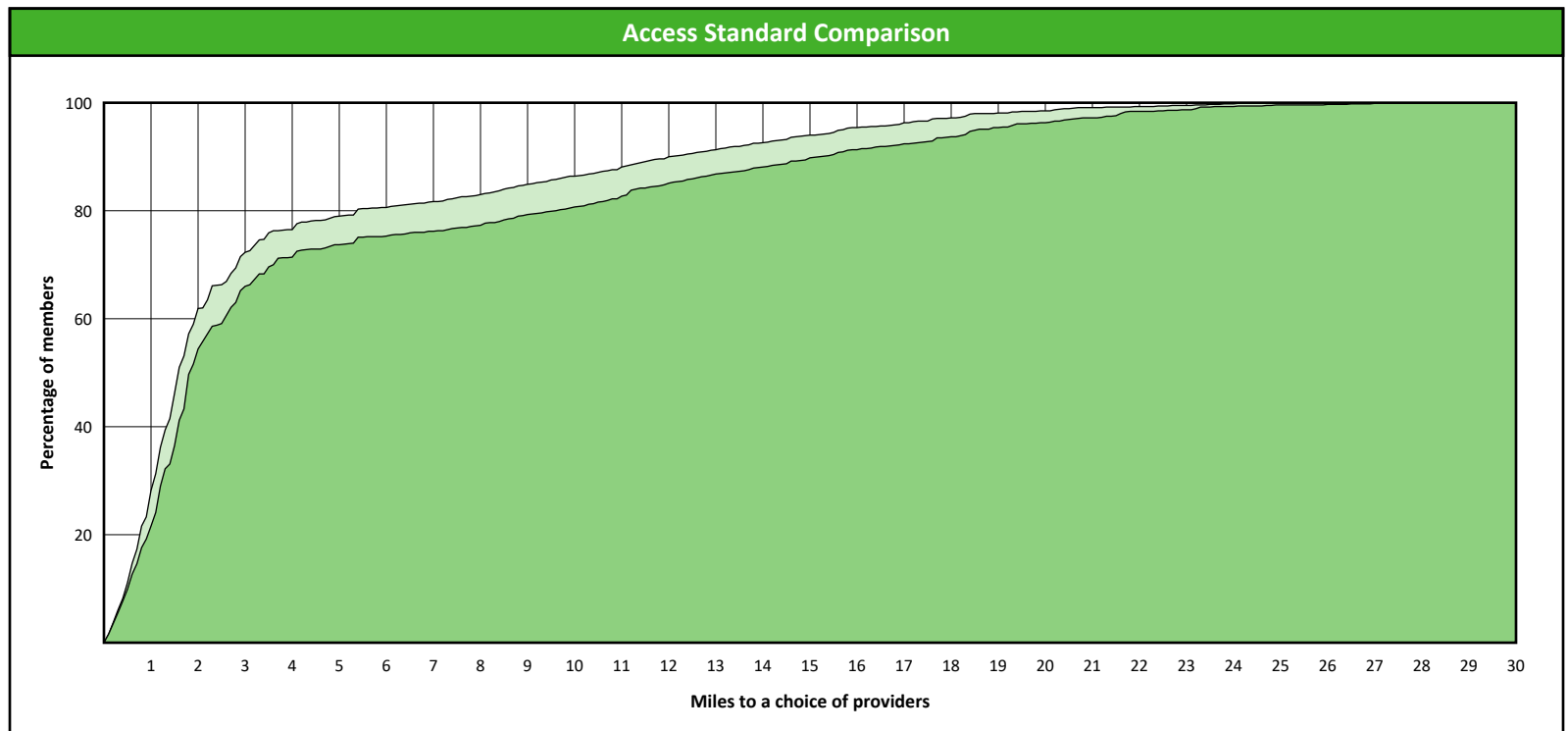
¹ The Access Standard is defined as (DWP Members) members accessing:

1 (DWP General Dentist) provider in 30 miles and 30 minutes



Distances/Times

	Average
Distance/Time to 1st closest provider	3.8 miles 4.3 mins
Distance/Time to 2nd closest provider	4.9 miles 5.4 mins



Access Overview 30 Miles - Oral Surgeon

SFY24 Q4

Access Analysis

DWP Network

Member / Provider Groups

DWP Members

DWP Oral Surgeon


Comparison Graph

Percent of members with access to a choice of providers over miles

- 1st closest
- 2nd closest

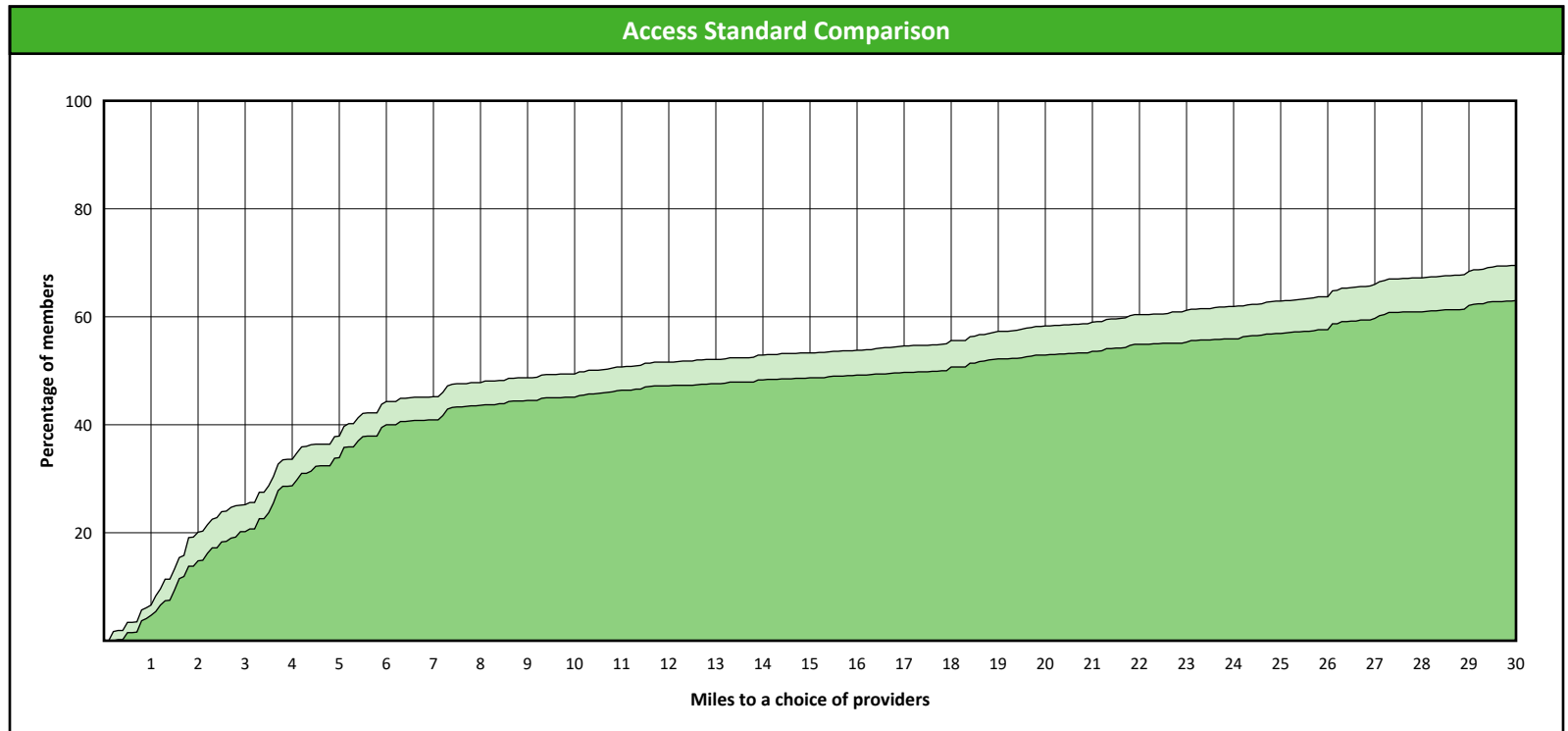
¹ The Access Standard is defined as (DWP Members) members accessing:

1 (DWP Oral Surgeon) provider in 30 miles and 30 minutes



Distances/Times

	Average
Distance/Time to 1st closest provider	20.6 miles 23.9 mins
Distance/Time to 2nd closest provider	24.9 miles 29.6 mins



Access Overview 30 Miles - Endodontist

SFY24 Q4

Access Analysis

DWP Network

Member / Provider Groups

DWP Members

DWP Endodontist

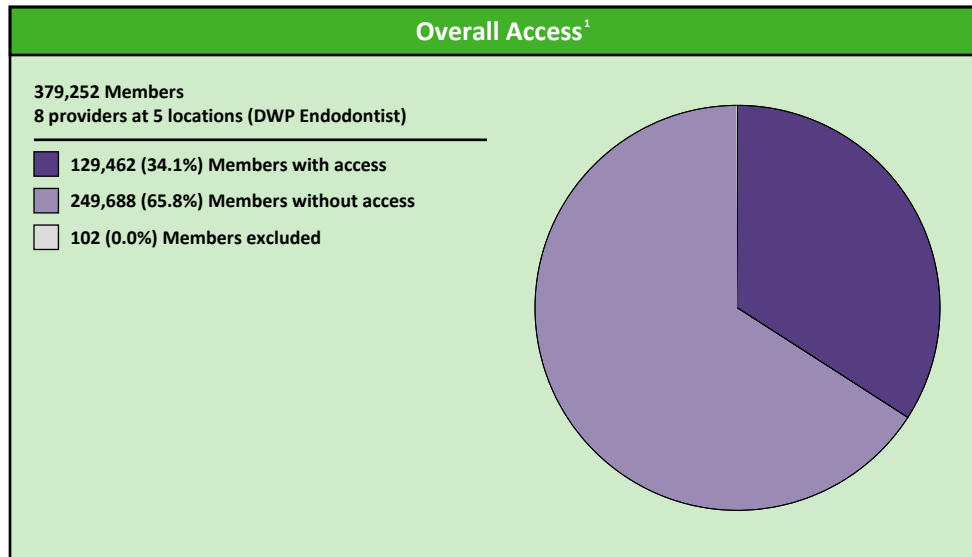
Comparison Graph

Percent of members with access to a choice of providers over miles

- 1st closest
- 2nd closest

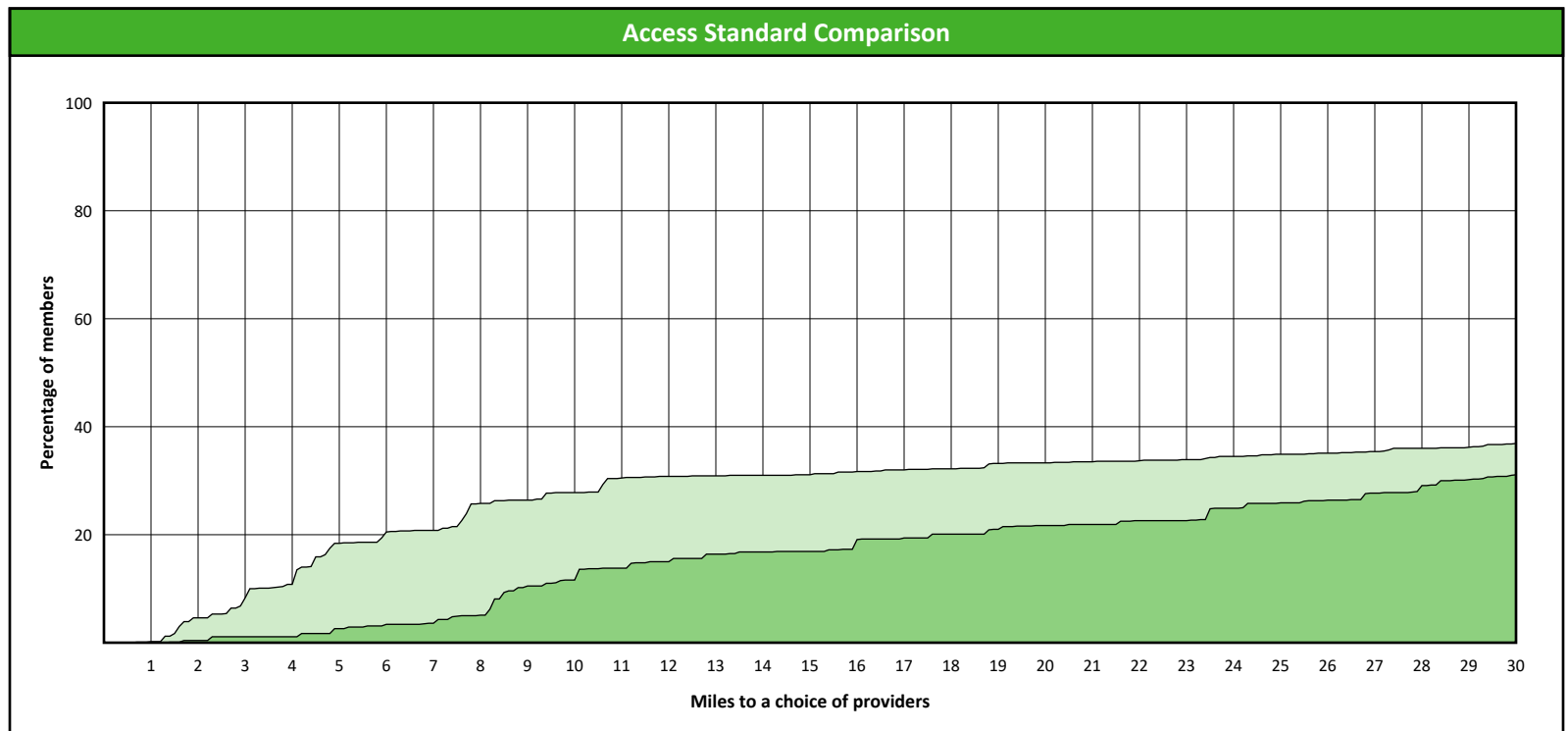
¹ The Access Standard is defined as (DWP Members) members accessing:

1 (DWP Endodontist) provider in 30 miles and 30 minutes



Distances/Times

	Average
Distance/Time to 1st closest provider	46.6 miles 62.3 mins
Distance/Time to 2nd closest provider	61.8 miles 84.1 mins



Access Overview 30 Miles - Orthodontist

SFY24 Q4

Access Analysis

DWP Network

Member / Provider Groups

DWP Members

DWP Orthodontist

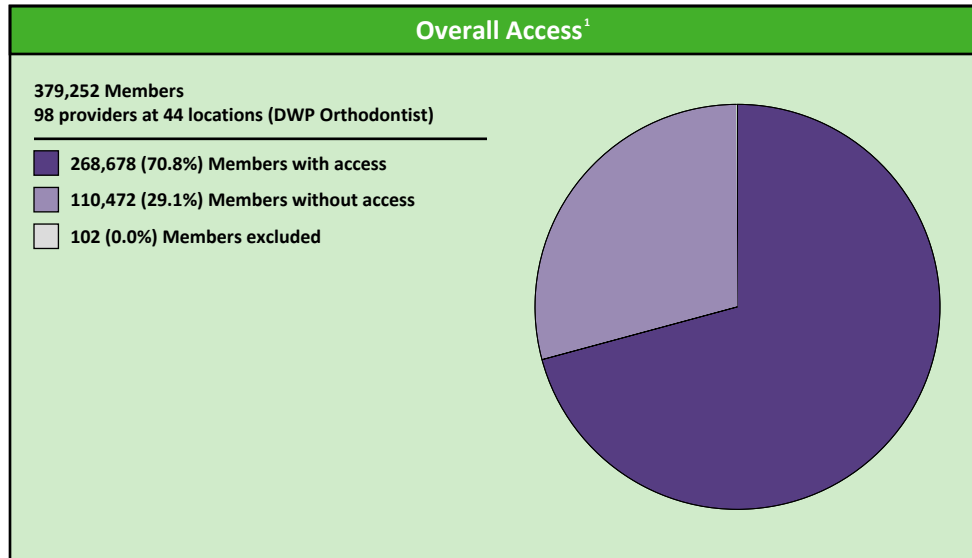
Comparison Graph

Percent of members with access to a choice of providers over miles

- 1st closest
- 2nd closest

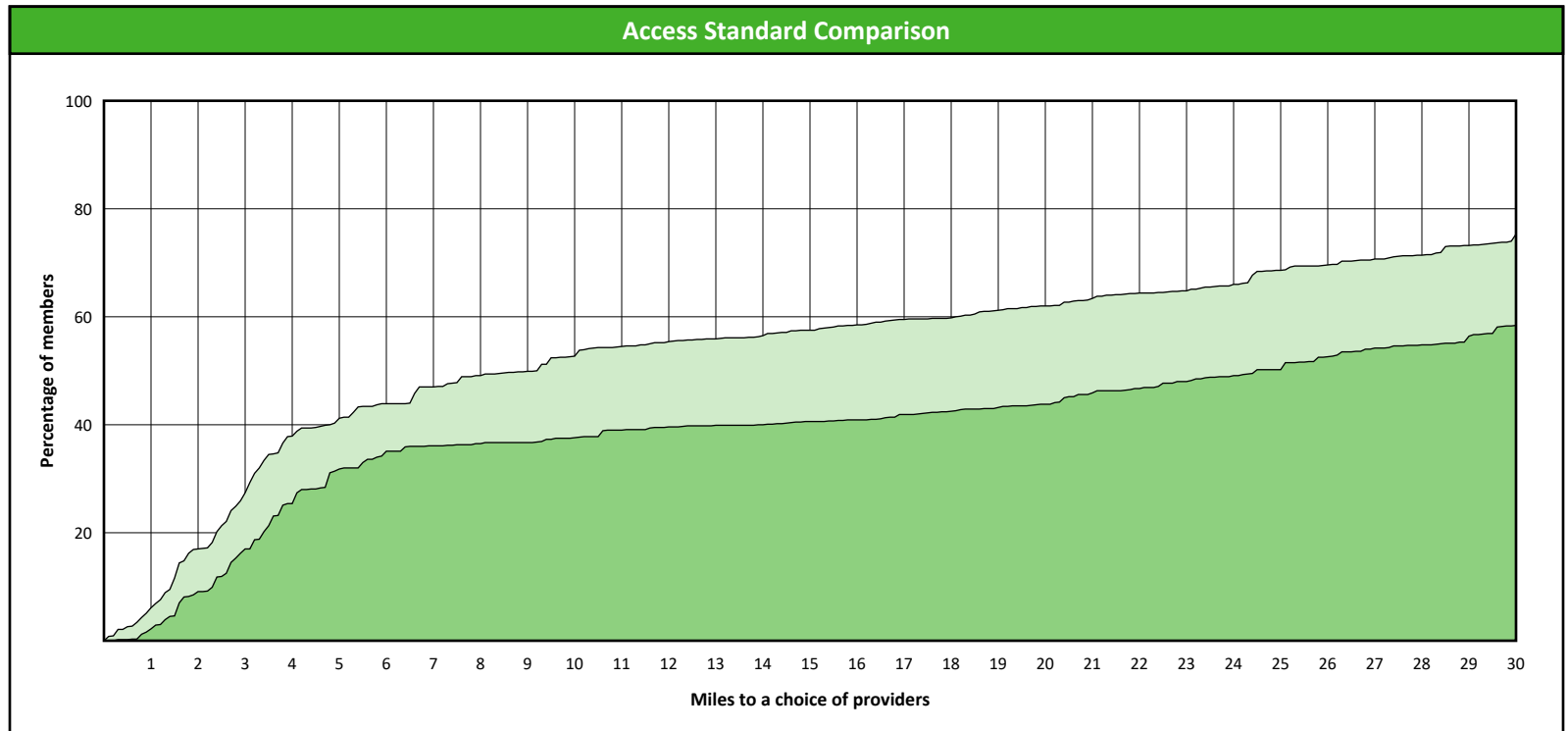
¹ The Access Standard is defined as (DWP Members) members accessing:

1 (DWP Orthodontist) provider in 30 miles and 30 minutes



Distances/Times

	Average
Distance/Time to 1st closest provider	18.2 miles 20.4 mins
Distance/Time to 2nd closest provider	26.4 miles 29.8 mins



Access Overview 30 Miles - Periodontist

SFY24 Q4

Access Analysis

DWP Network

Member / Provider Groups

DWP Members

DWP Periodontist


Comparison Graph

Percent of members with access to a choice of providers over miles

- 1st closest
- 2nd closest

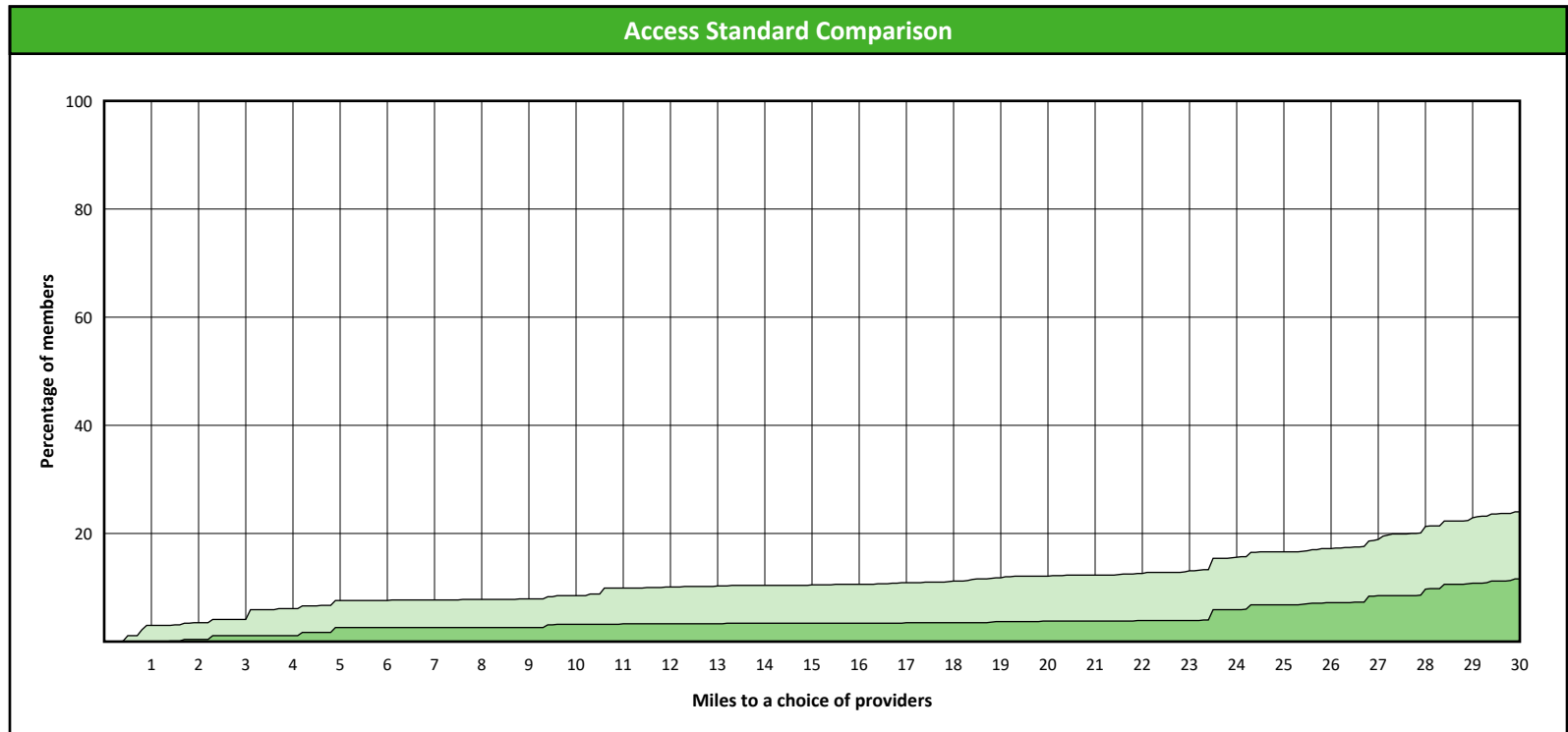
¹ The Access Standard is defined as (DWP Members) members accessing:

1 (DWP Periodontist) provider in 30 miles and 30 minutes



Distances/Times

	Average
Distance/Time to 1st closest provider	54.4 miles 69.3 mins
Distance/Time to 2nd closest provider	66.6 miles 84.6 mins



Access Overview 30 Miles - Prosthodontist

SFY24 Q4

Access Analysis

DWP Network

Member / Provider Groups

DWP Members

DWP Prosthodontist


Comparison Graph

Percent of members with access to a choice of providers over miles

- 1st closest
- 2nd closest

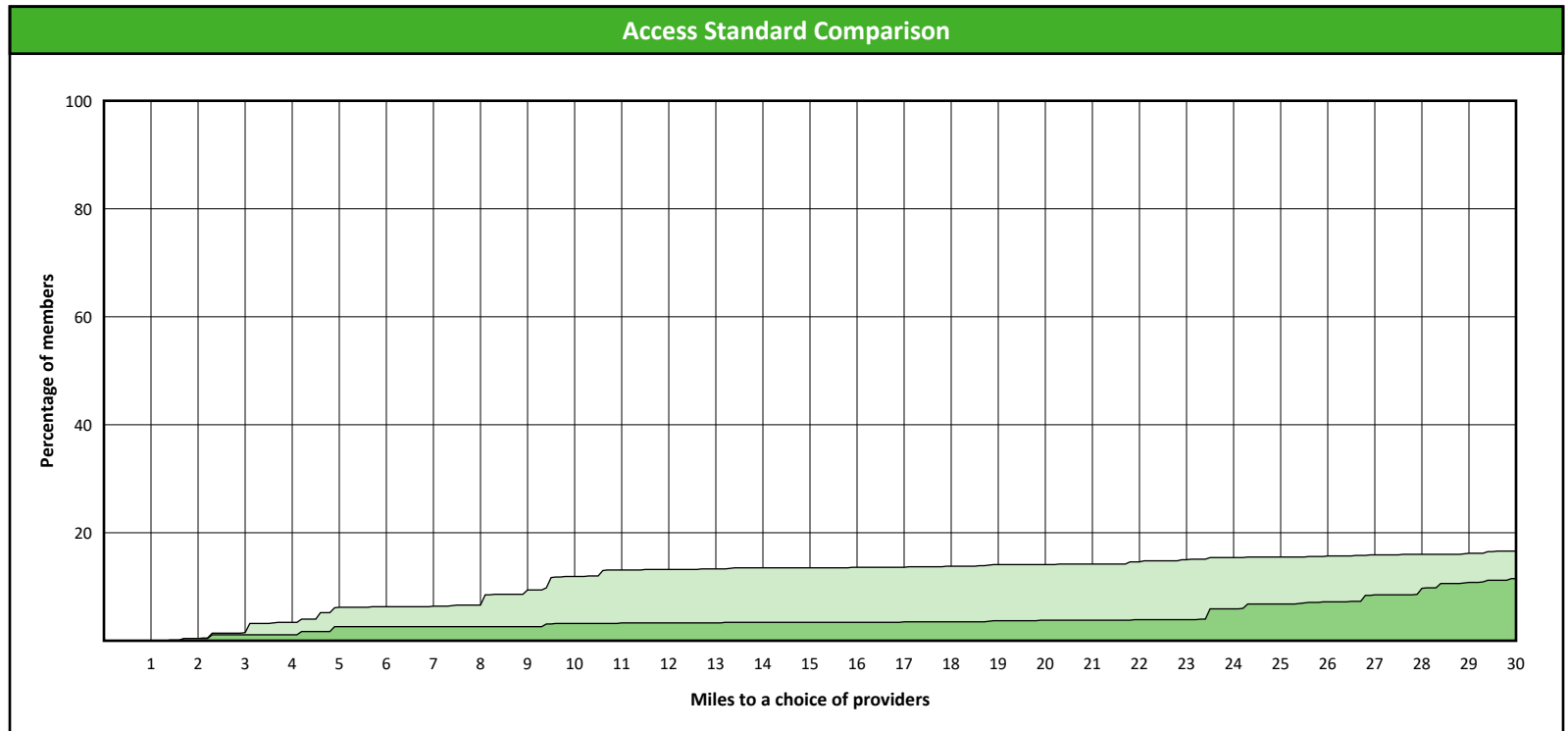
¹ The Access Standard is defined as (DWP Members) members accessing:

1 (DWP Prosthodontist) provider in 30 miles and 30 minutes



Distances/Times

	Average
Distance/Time to 1st closest provider	72.8 miles 98.6 mins
Distance/Time to 2nd closest provider	107.1 miles 150.1 mins



Access Overview 60 Miles - All Providers

SFY24 Q4

Access Analysis

DWP Network

Member / Provider Groups

DWP Members

DWP All Providers

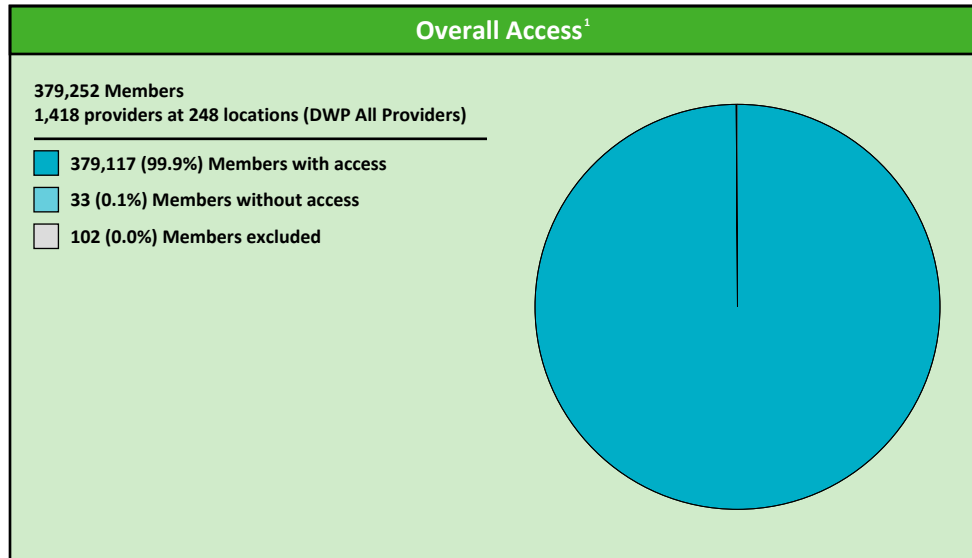
Comparison Graph

Percent of members with access to a choice of providers over miles

- 1st closest
- 2nd closest

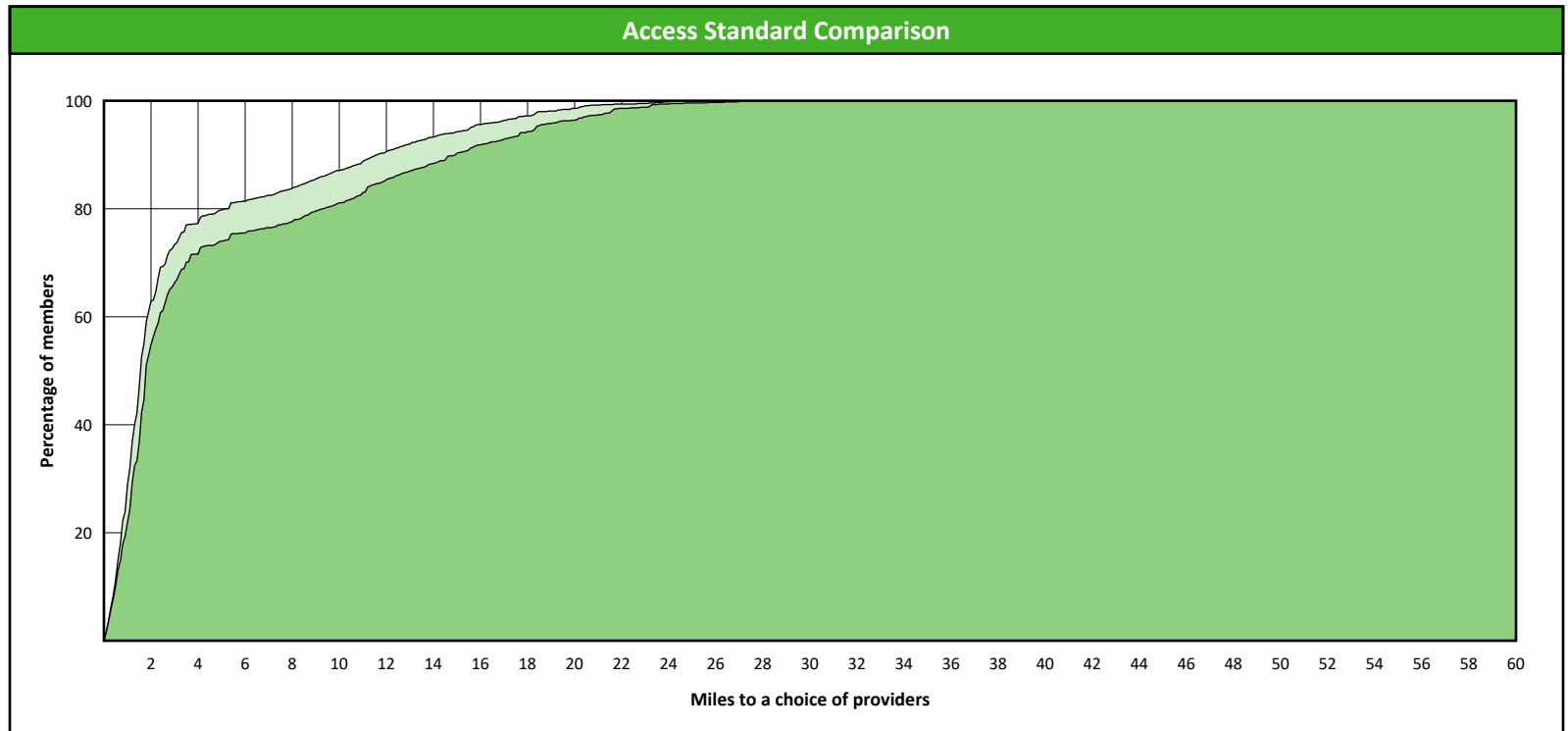
¹ The Access Standard is defined as (DWP Members) members accessing:

1 (DWP All Providers) provider in 60 miles and 60 minutes



Distances/Times

	Average
Distance/Time to 1st closest provider	3.7 miles 4.2 mins
Distance/Time to 2nd closest provider	4.8 miles 5.3 mins



Access Overview 60 Miles - Primary Care Dentist

SFY24 Q4

Access Analysis

DWP Network

Member / Provider Groups

DWP Members

DWP Primary Care Dentist


Comparison Graph

Percent of members with access to a choice of providers over miles

- 1st closest
- 2nd closest

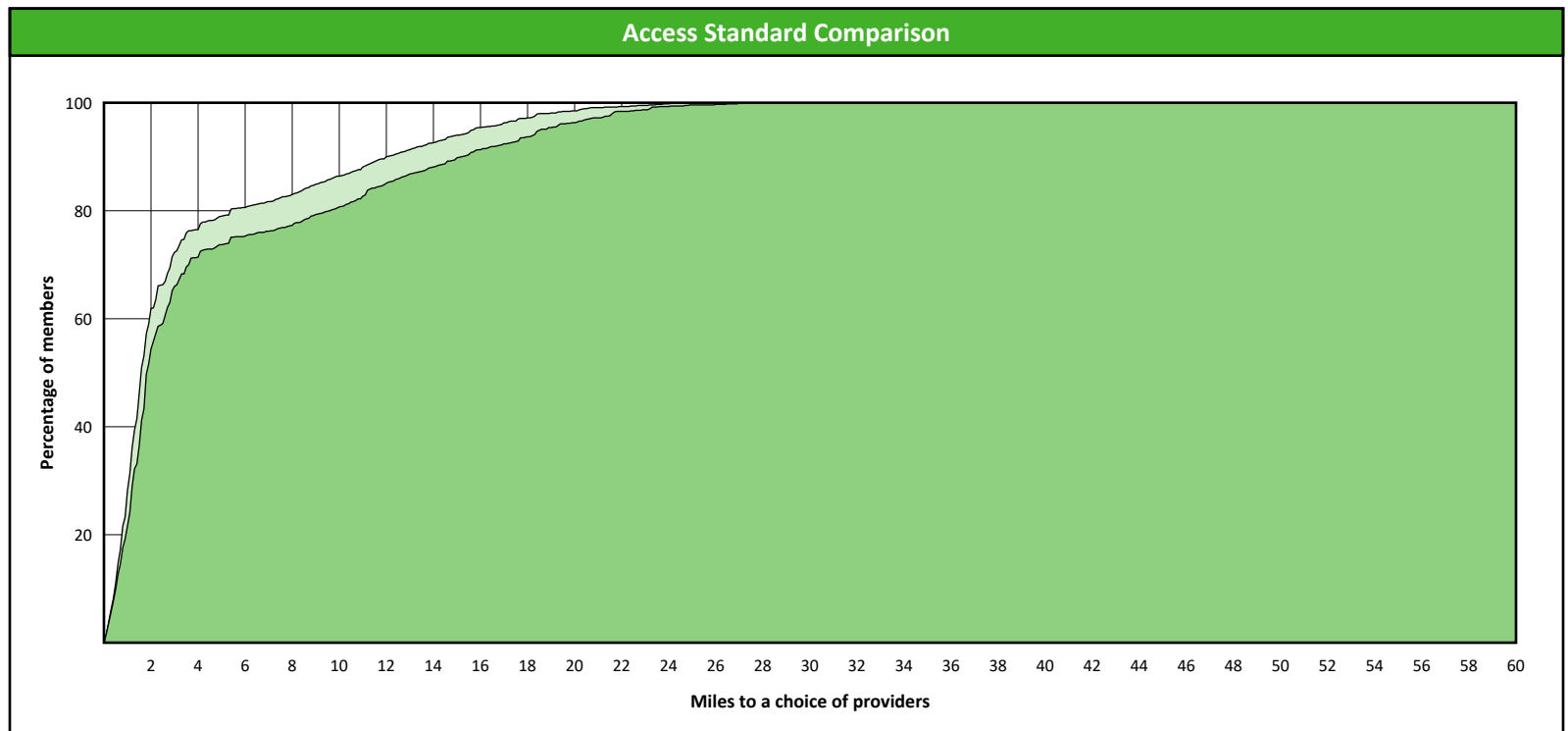
¹ The Access Standard is defined as (DWP Members) members accessing:

1 (DWP Primary Care Dentist) provider in 60 miles and 60 minutes



Distances/Times

	Average
Distance/Time to 1st closest provider	3.8 miles 4.3 mins
Distance/Time to 2nd closest provider	4.9 miles 5.4 mins



Access Overview 60 Miles - Oral Surgeon

SFY24 Q4

Access Analysis

DWP Network

Member / Provider Groups

DWP Members

DWP Oral Surgeon


Comparison Graph

Percent of members with access to a choice of providers over miles

- 1st closest
- 2nd closest

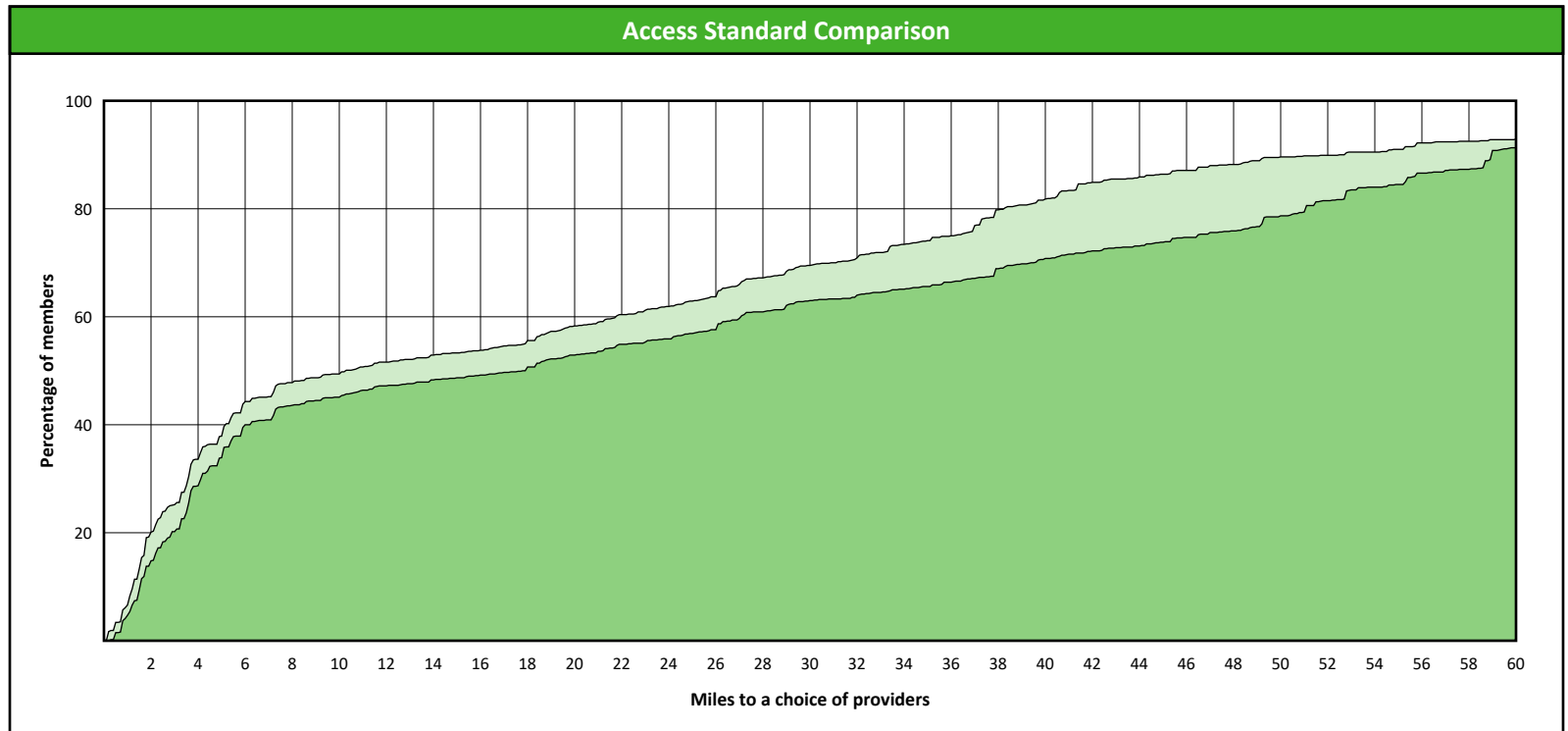
¹ The Access Standard is defined as (DWP Members) members accessing:

1 (DWP Oral Surgeon) provider in 60 miles and 60 minutes



Distances/Times

	Average
Distance/Time to 1st closest provider	20.6 miles 23.9 mins
Distance/Time to 2nd closest provider	24.9 miles 29.6 mins



Access Overview 60 Miles - Endodontist

SFY24 Q4

Access Analysis

DWP Network

Member / Provider Groups

DWP Members

DWP Endodontist


Comparison Graph

Percent of members with access to a choice of providers over miles

- 1st closest
- 2nd closest

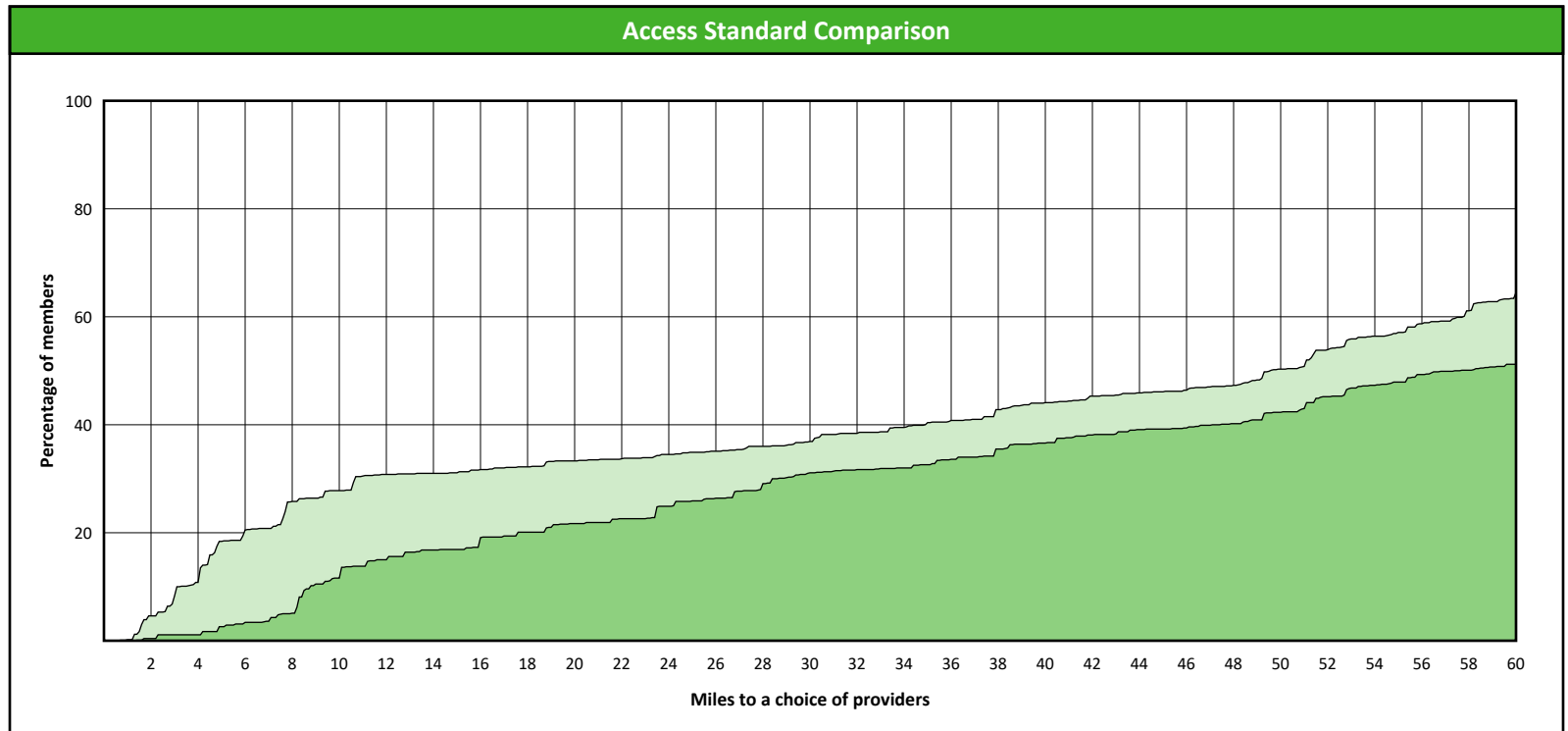
¹ The Access Standard is defined as (DWP Members) members accessing:

1 (DWP Endodontist) provider in 60 miles and 60 minutes



Distances/Times

	Average
Distance/Time to 1st closest provider	46.6 miles 62.3 mins
Distance/Time to 2nd closest provider	61.8 miles 84.1 mins



Access Overview 60 Miles - Orthodontist

SFY24 Q4

Access Analysis

DWP Network

Member / Provider Groups

DWP Members

DWP Orthodontist

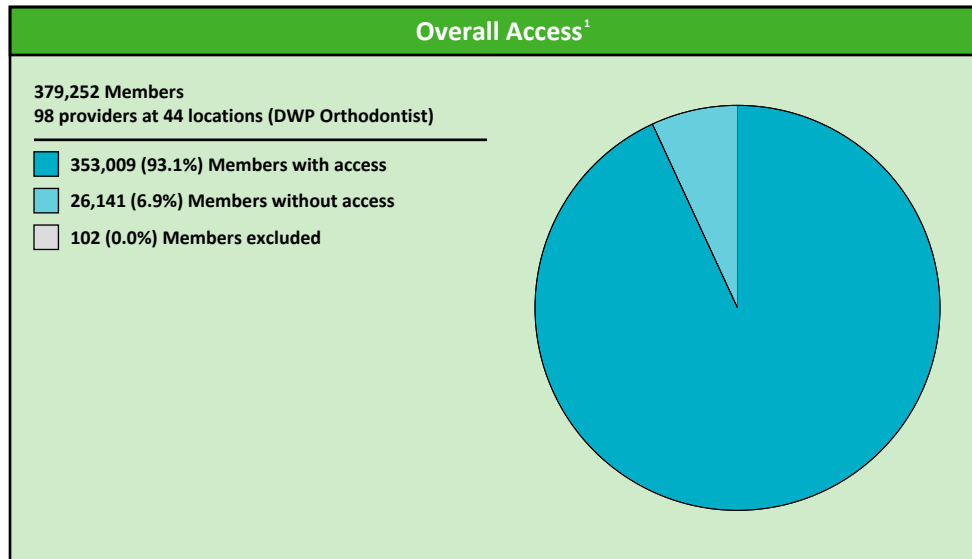
Comparison Graph

Percent of members with access to a choice of providers over miles

- 1st closest
- 2nd closest

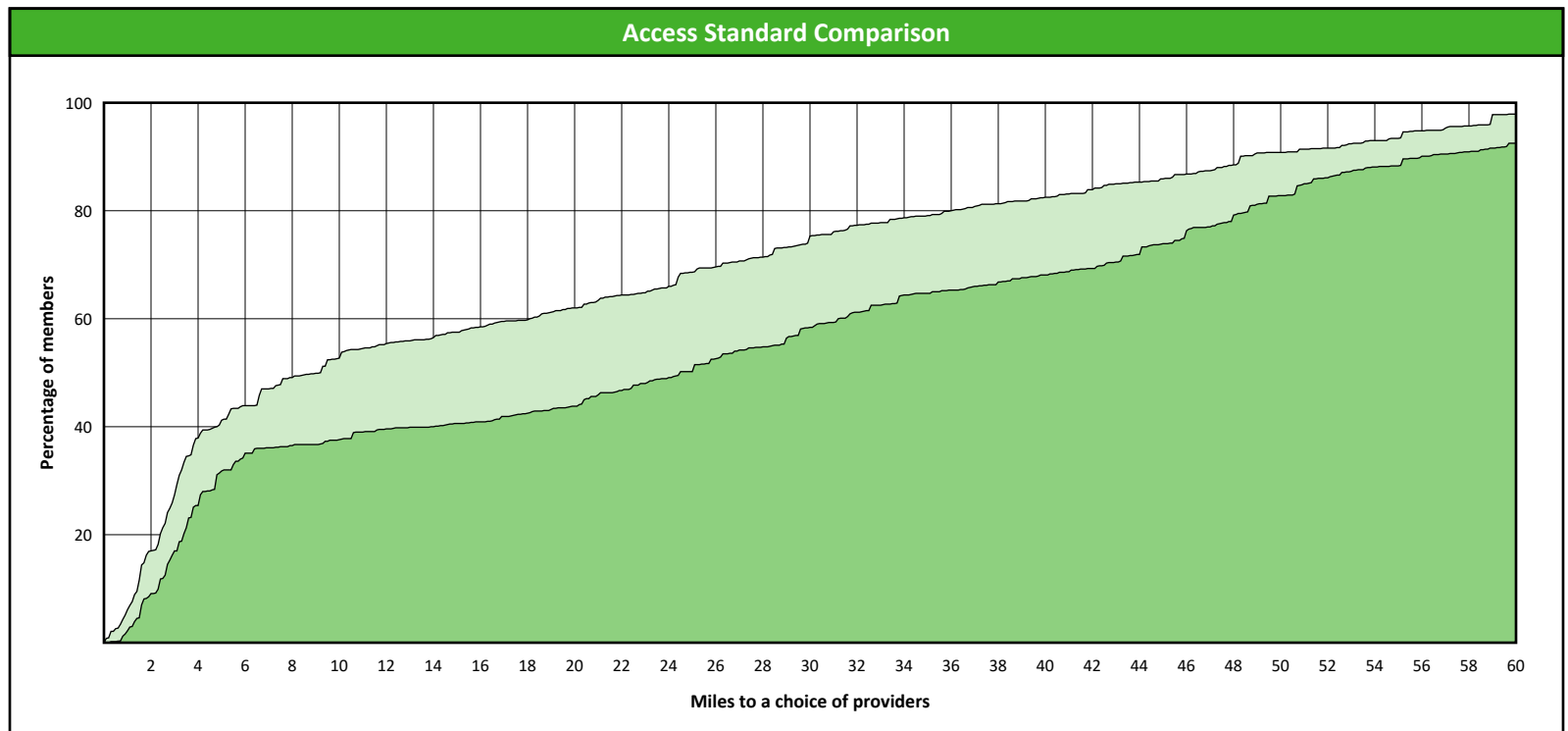
¹ The Access Standard is defined as (DWP Members) members accessing:

1 (DWP Orthodontist) provider in 60 miles and 60 minutes



Distances/Times

	Average
Distance/Time to 1st closest provider	18.2 miles 20.4 mins
Distance/Time to 2nd closest provider	26.4 miles 29.8 mins



Access Overview 60 Miles - Periodontist

SFY24 Q4

Access Analysis

DWP Network

Member / Provider Groups

DWP Members

DWP Periodontist


Comparison Graph

Percent of members with access to a choice of providers over miles

- 1st closest
- 2nd closest

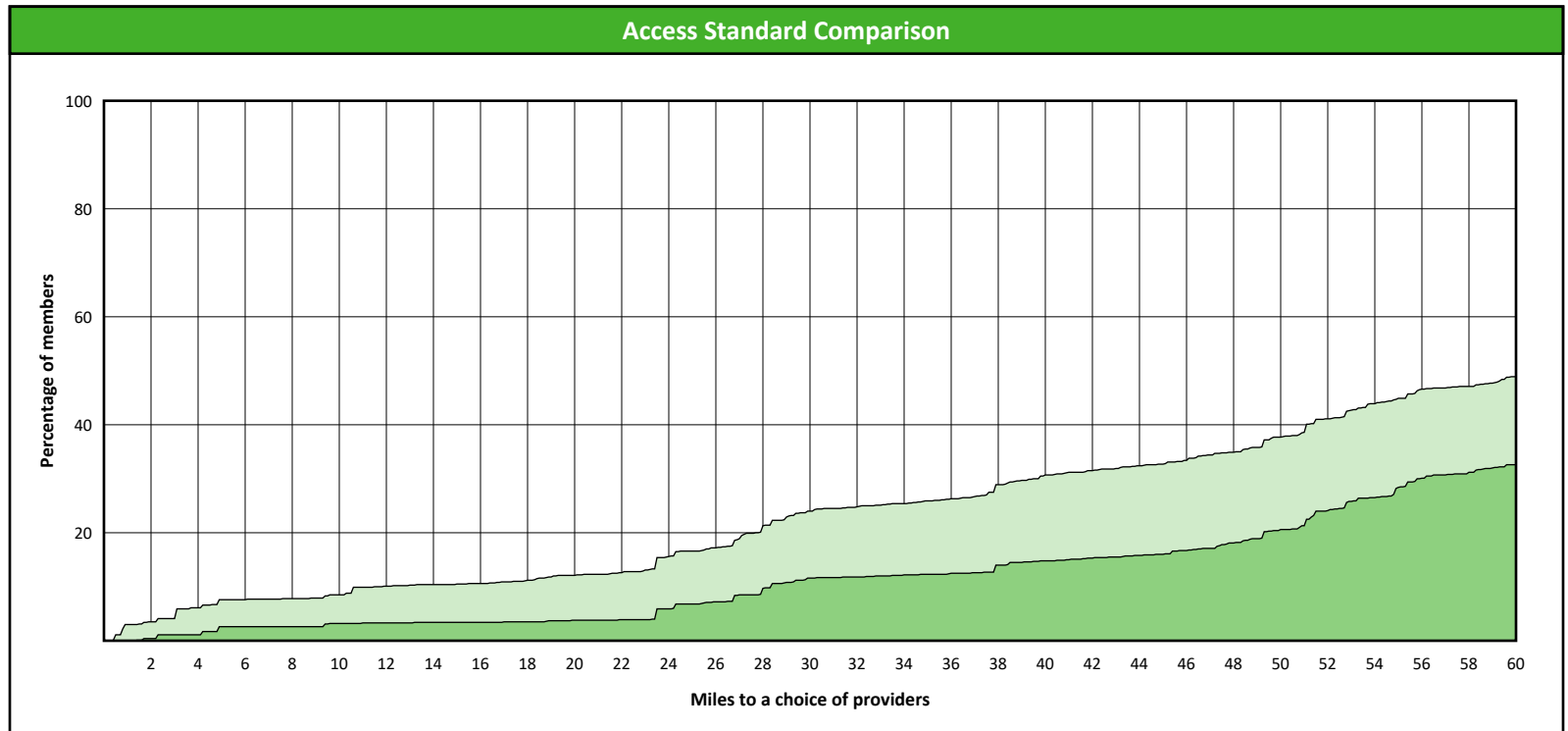
¹ The Access Standard is defined as (DWP Members) members accessing:

1 (DWP Periodontist) provider in 60 miles and 60 minutes



Distances/Times

	Average
Distance/Time to 1st closest provider	54.4 miles 69.3 mins
Distance/Time to 2nd closest provider	66.6 miles 84.6 mins



Access Overview 60 Miles - Prosthodontist

SFY24 Q4

Access Analysis

DWP Network

Member / Provider Groups

DWP Members

DWP Prosthodontist


Comparison Graph

Percent of members with access to a choice of providers over miles

- 1st closest
- 2nd closest

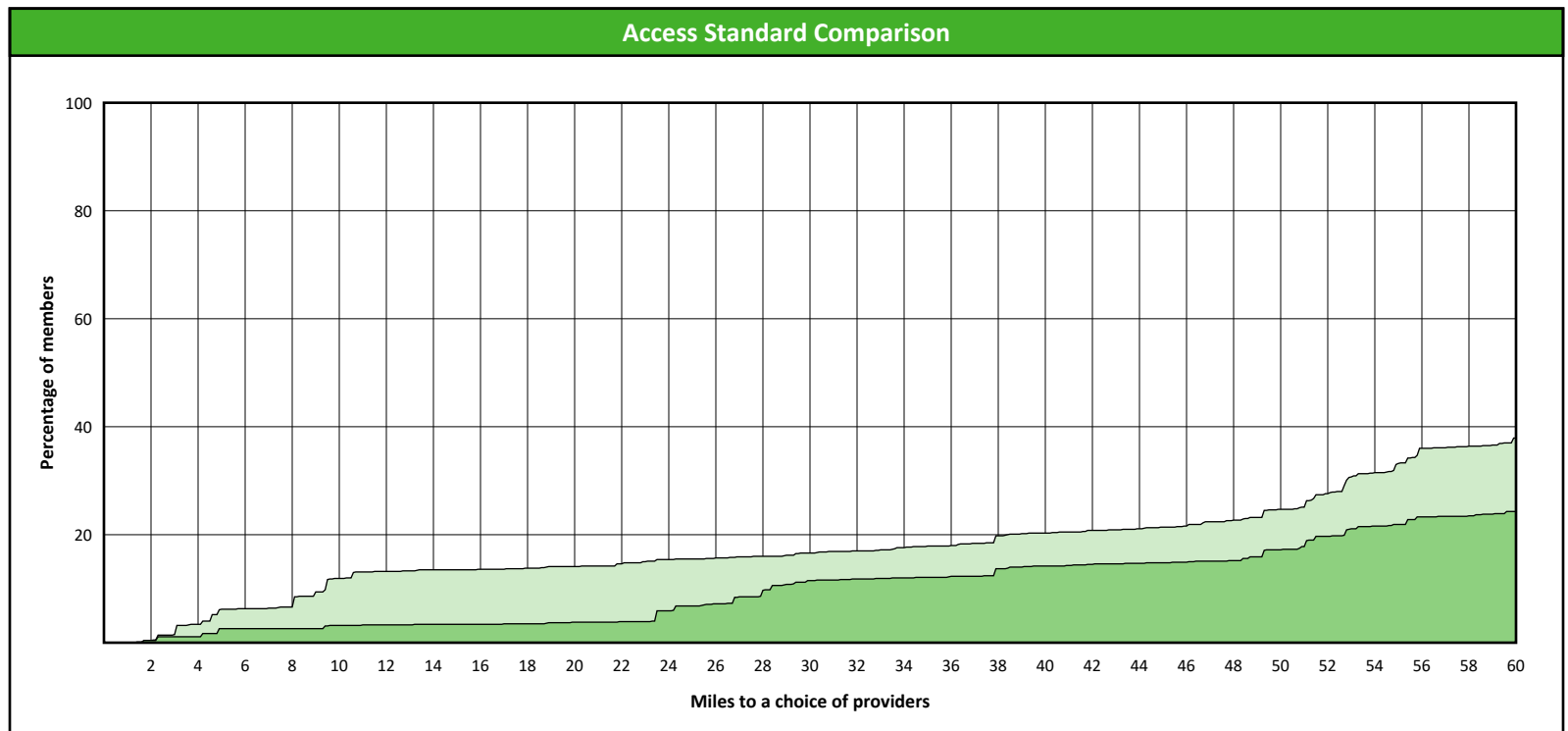
¹ The Access Standard is defined as (DWP Members) members accessing:

1 (DWP Prosthodontist) provider in 60 miles and 60 minutes



Distances/Times

	Average
Distance/Time to 1st closest provider	72.8 miles 98.6 mins
Distance/Time to 2nd closest provider	107.1 miles 150.1 mins



Access Overview 90 Miles - All Providers

SFY24 Q4

Access Analysis

DWP Network

Member / Provider Groups

DWP Members

DWP All Providers

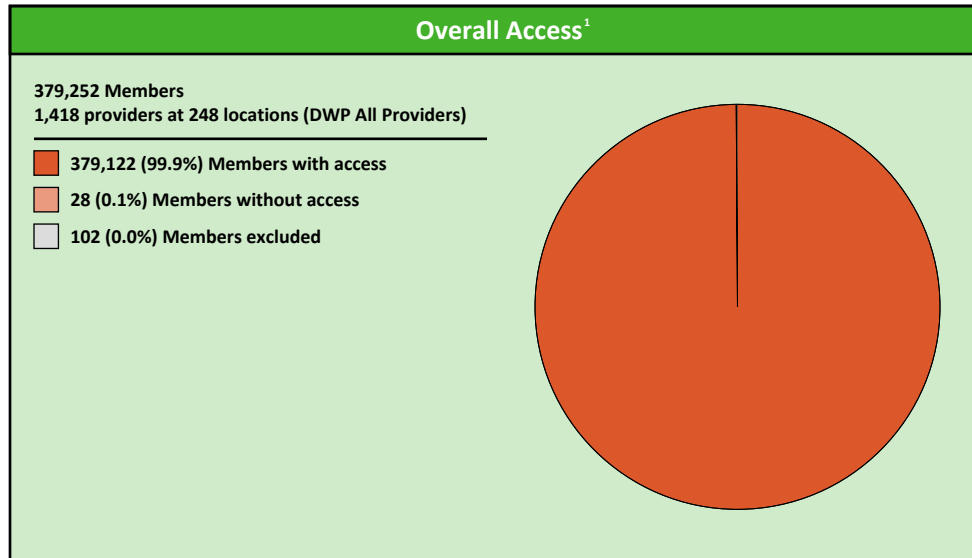
Comparison Graph

Percent of members with access to a choice of providers over miles

- 1st closest
- 2nd closest

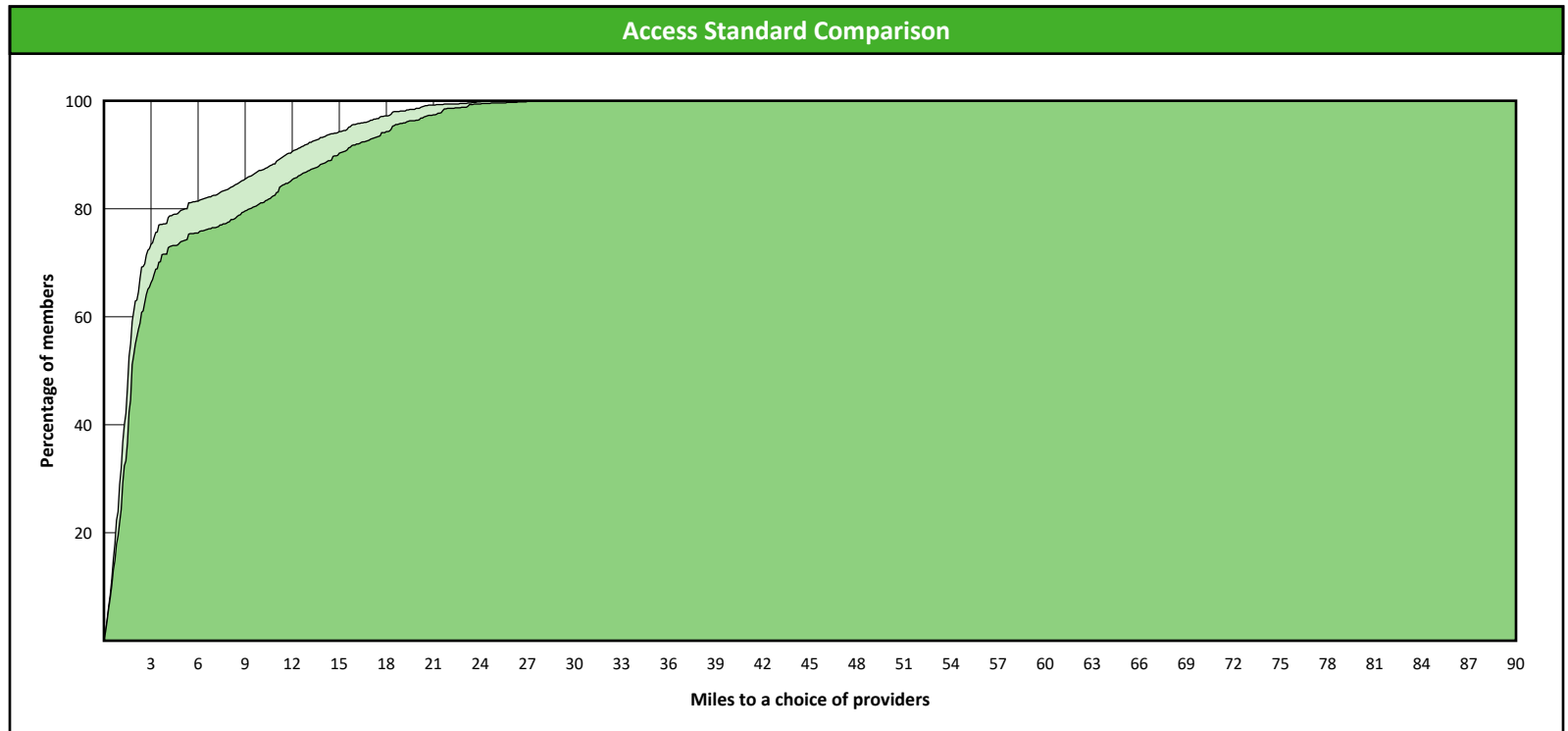
¹ The Access Standard is defined as (DWP Members) members accessing:

1 (DWP All Providers) provider in 90 miles and 90 minutes



Distances/Times

	Average
Distance/Time to 1st closest provider	3.7 miles 4.2 mins
Distance/Time to 2nd closest provider	4.8 miles 5.3 mins



Access Overview 90 Miles - Primary Care Dentist

SFY24 Q4

Access Analysis

DWP Network

Member / Provider Groups

DWP Members

DWP Primary Care Dentist


Comparison Graph

Percent of members with access to a choice of providers over miles

- 1st closest
- 2nd closest

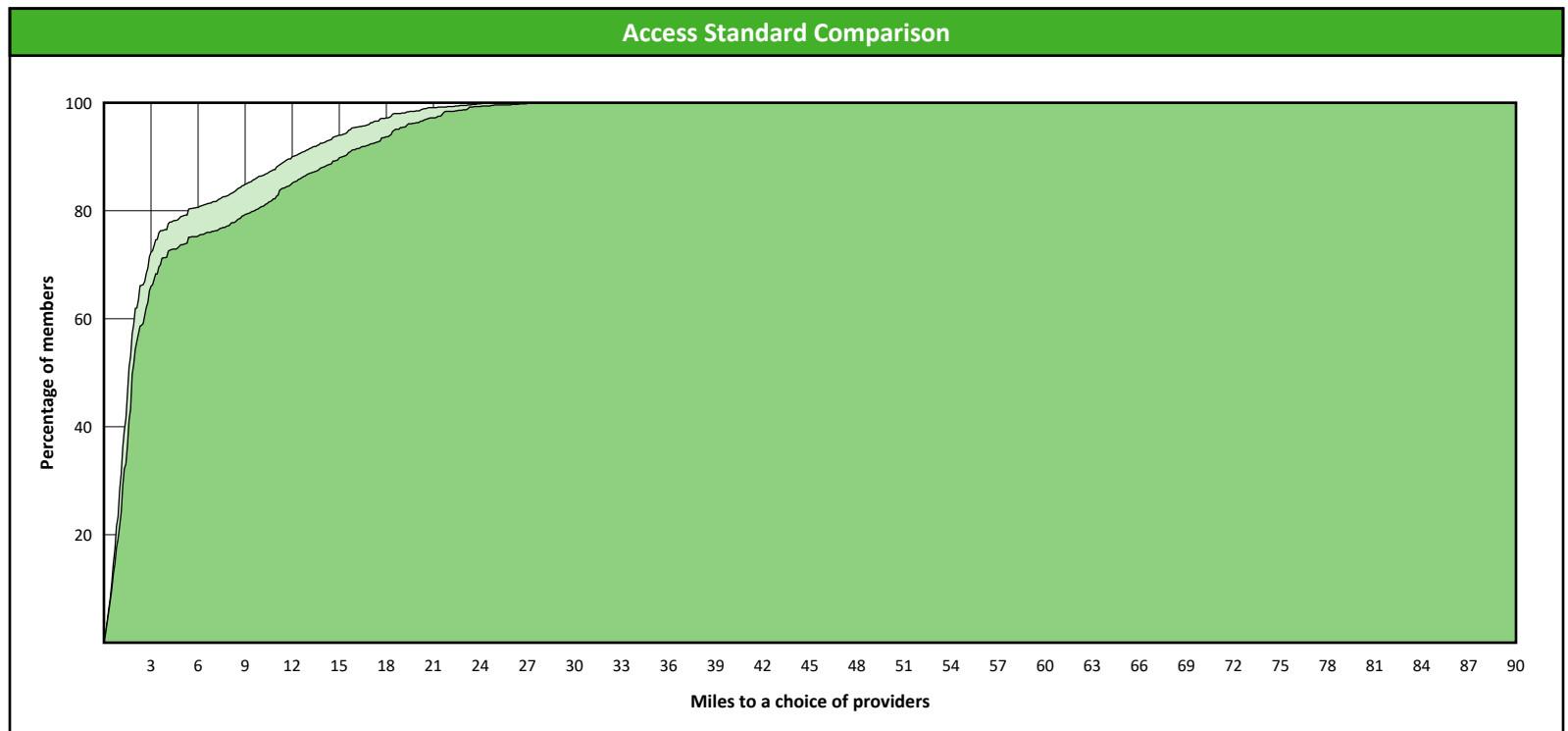
¹ The Access Standard is defined as (DWP Members) members accessing:

1 (DWP Primary Care Dentist) provider in 90 miles and 90 minutes



Distances/Times

	Average
Distance/Time to 1st closest provider	3.8 miles 4.3 mins
Distance/Time to 2nd closest provider	4.9 miles 5.4 mins



Access Overview 90 Miles - Oral Surgeon

SFY24 Q4

Access Analysis

DWP Network

Member / Provider Groups

DWP Members

DWP Oral Surgeon


Comparison Graph

Percent of members with access to a choice of providers over miles

- 1st closest
- 2nd closest

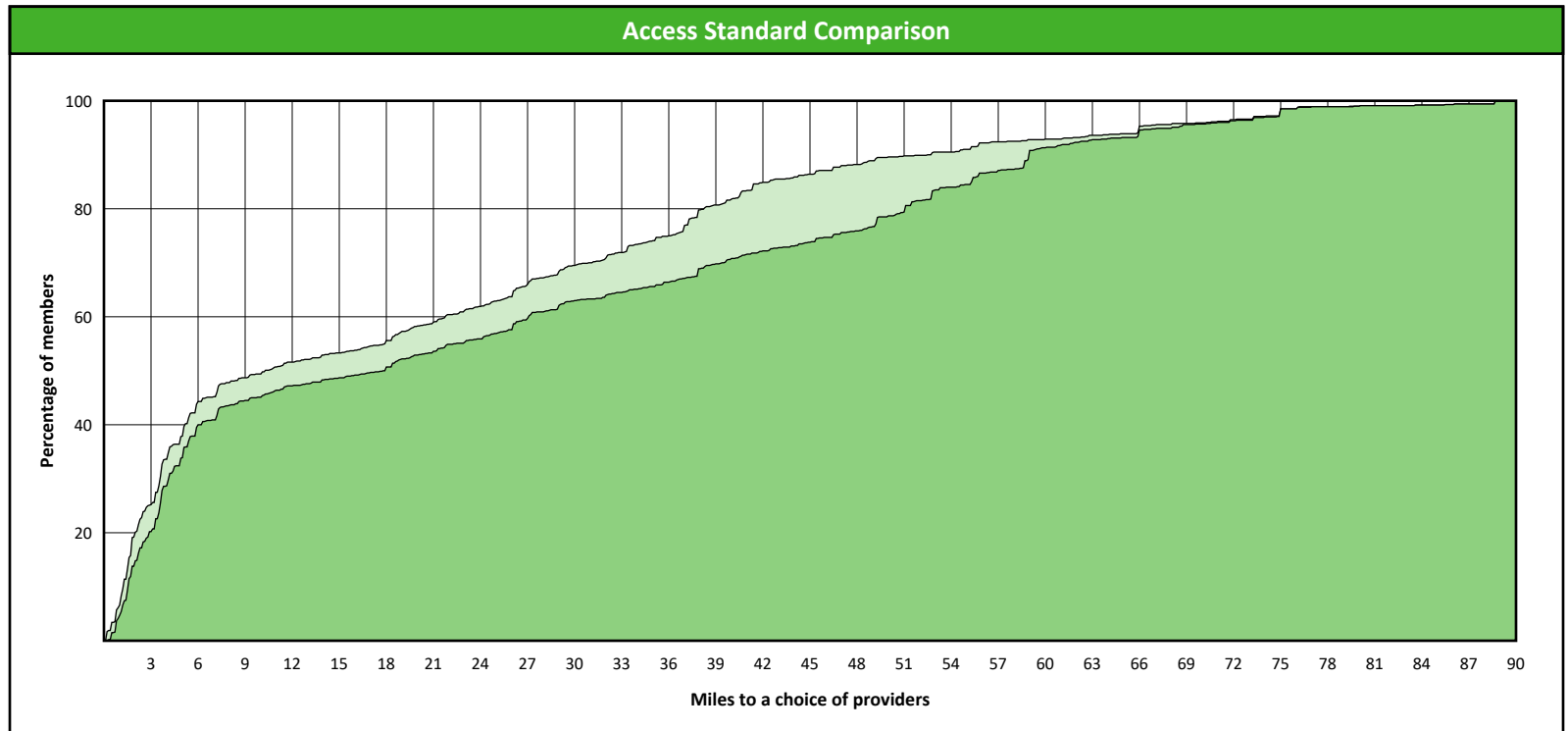
¹ The Access Standard is defined as (DWP Members) members accessing:

1 (DWP Oral Surgeon) provider in 90 miles and 90 minutes



Distances/Times

	Average
Distance/Time to 1st closest provider	20.6 miles 23.9 mins
Distance/Time to 2nd closest provider	24.9 miles 29.6 mins



Access Overview 90 Miles - Endodontist

SFY24 Q4

Access Analysis

DWP Network

Member / Provider Groups

DWP Members

DWP Endodontist

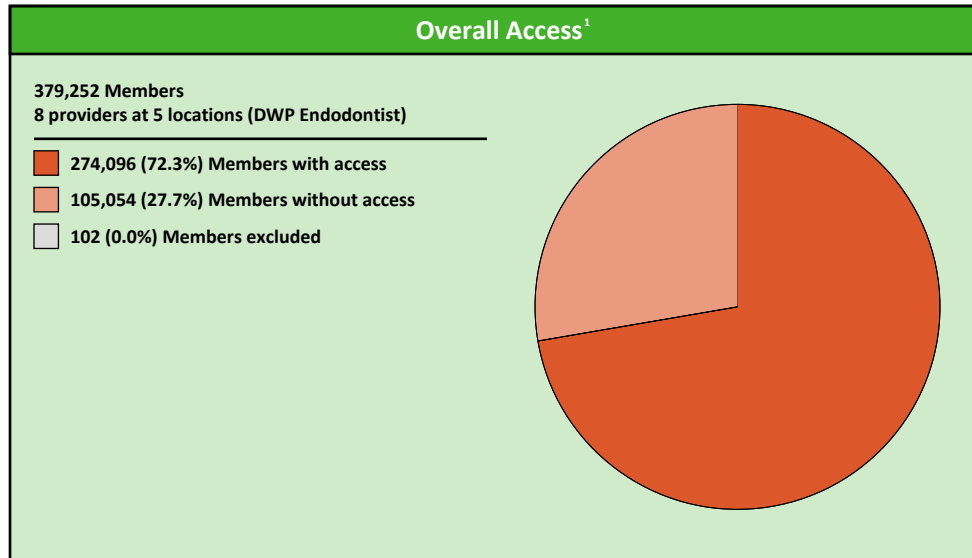
Comparison Graph

Percent of members with access to a choice of providers over miles

- 1st closest
- 2nd closest

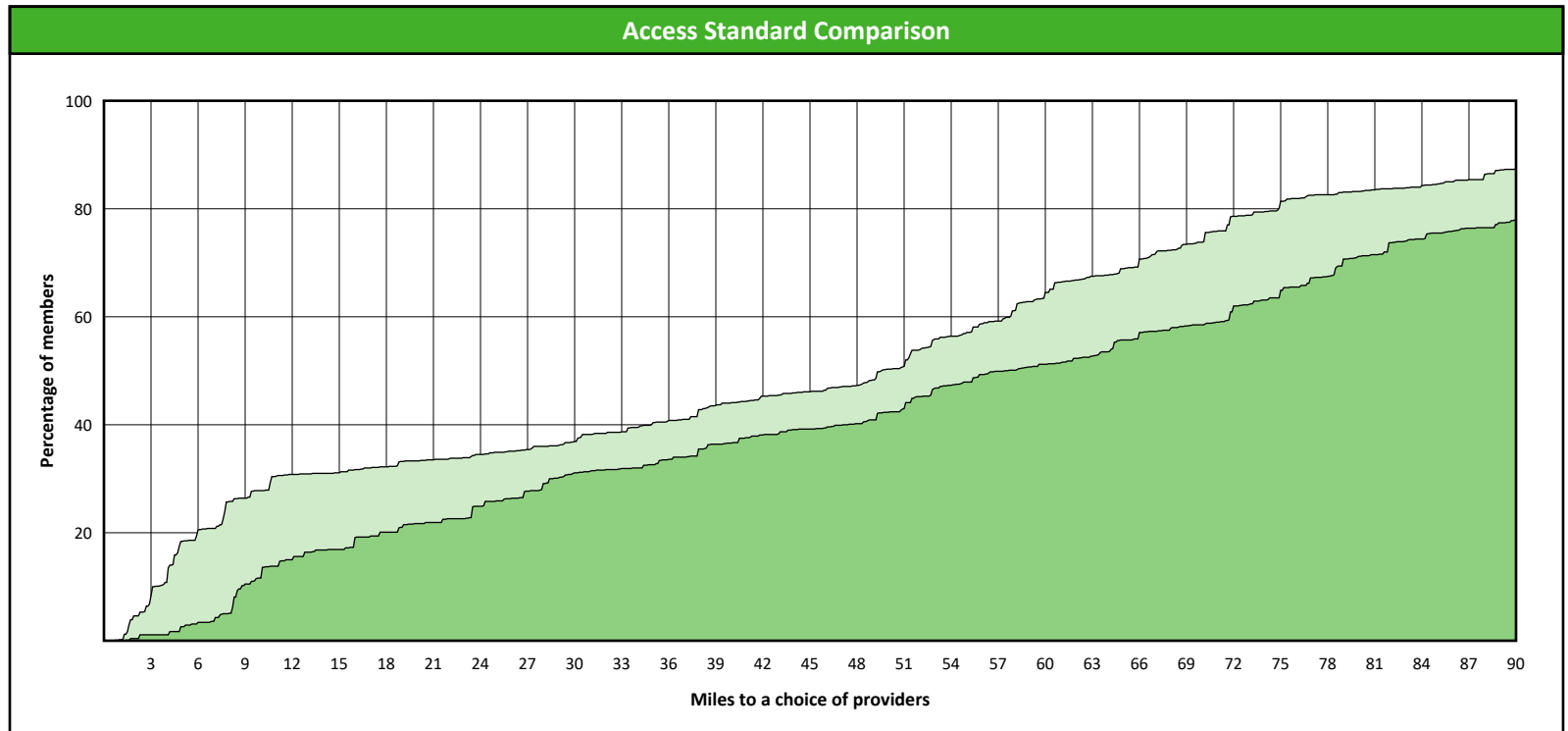
¹ The Access Standard is defined as (DWP Members) members accessing:

1 (DWP Endodontist) provider in 90 miles and 90 minutes



Distances/Times

	Average
Distance/Time to 1st closest provider	46.6 miles 62.3 mins
Distance/Time to 2nd closest provider	61.8 miles 84.1 mins



Access Overview 90 Miles - Orthodontist

SFY24 Q4

Access Analysis

DWP Network

Member / Provider Groups

DWP Members

DWP Orthodontist

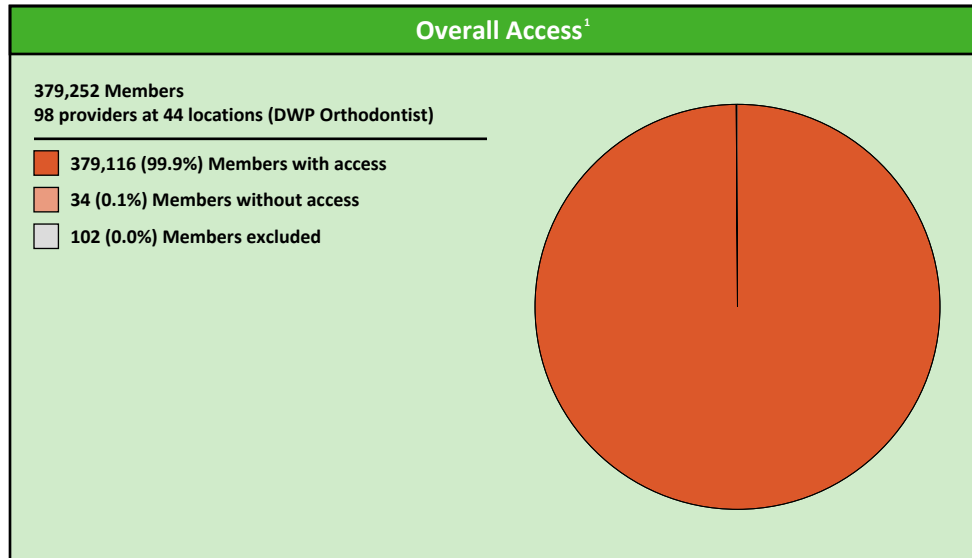
Comparison Graph

Percent of members with access to a choice of providers over miles

- 1st closest
- 2nd closest

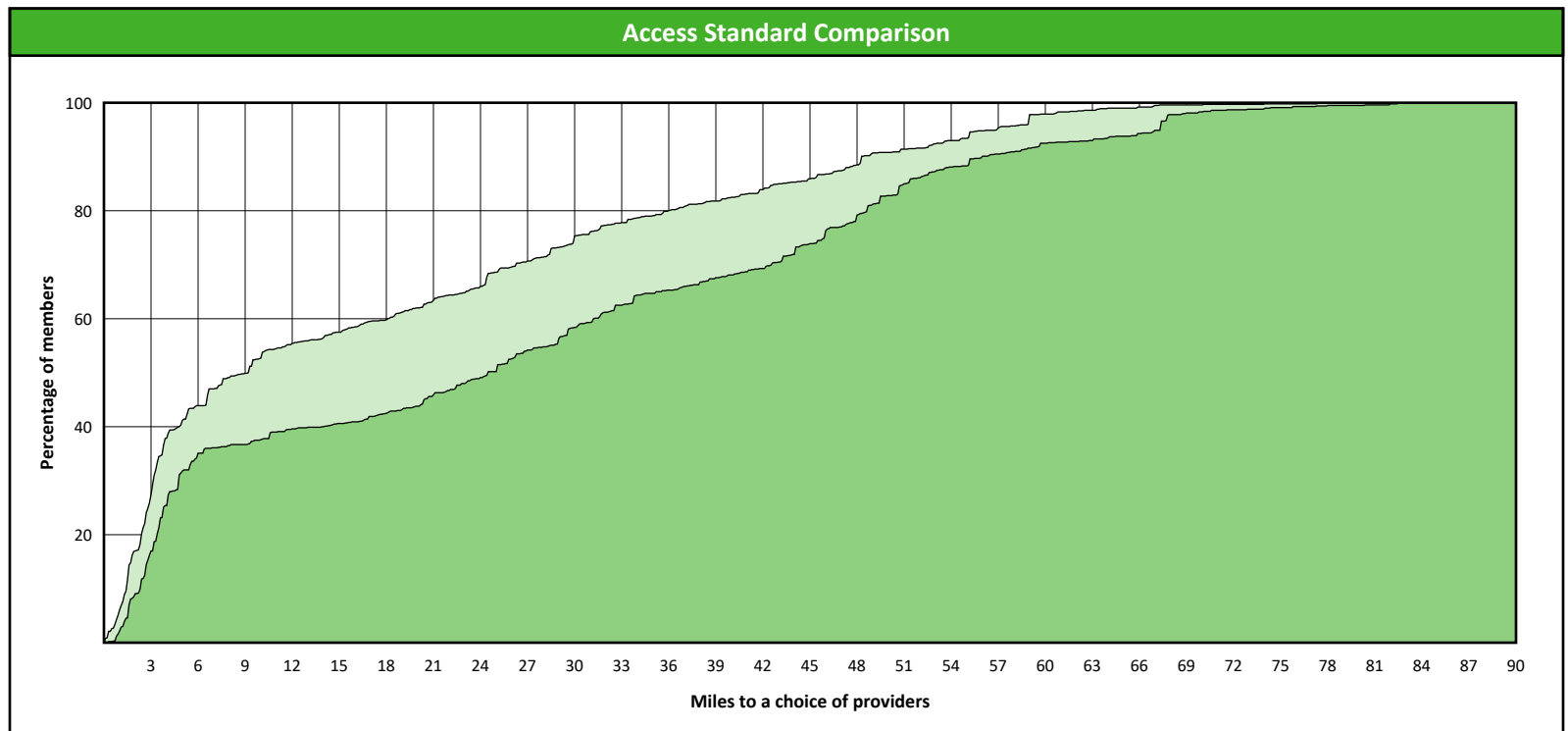
¹ The Access Standard is defined as (DWP Members) members accessing:

1 (DWP Orthodontist) provider in 90 miles and 90 minutes



Distances/Times

	Average
Distance/Time to 1st closest provider	18.2 miles 20.4 mins
Distance/Time to 2nd closest provider	26.4 miles 29.8 mins



Access Overview 90 Miles - Periodontist

SFY24 Q4

Access Analysis

DWP Network

Member / Provider Groups

DWP Members

DWP Periodontist

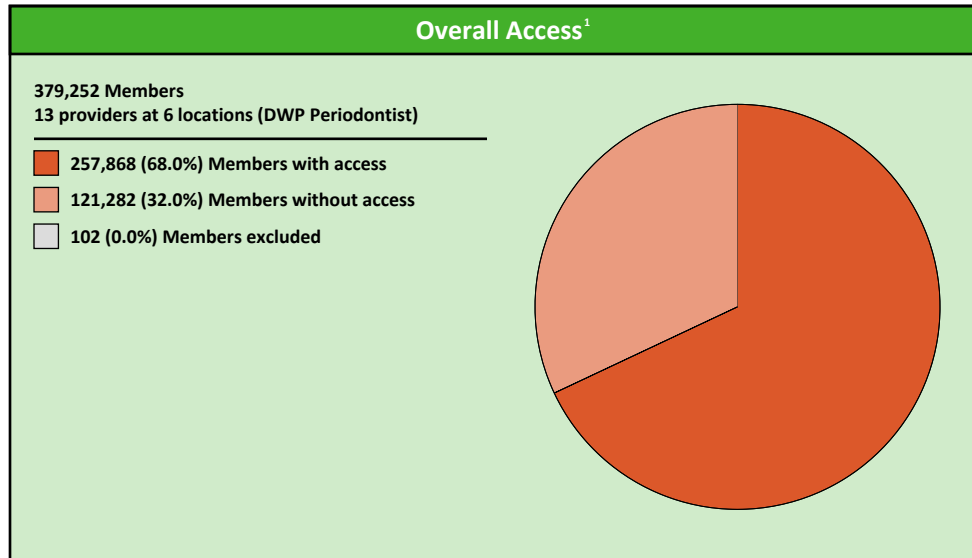
Comparison Graph

Percent of members with access to a choice of providers over miles

- 1st closest
- 2nd closest

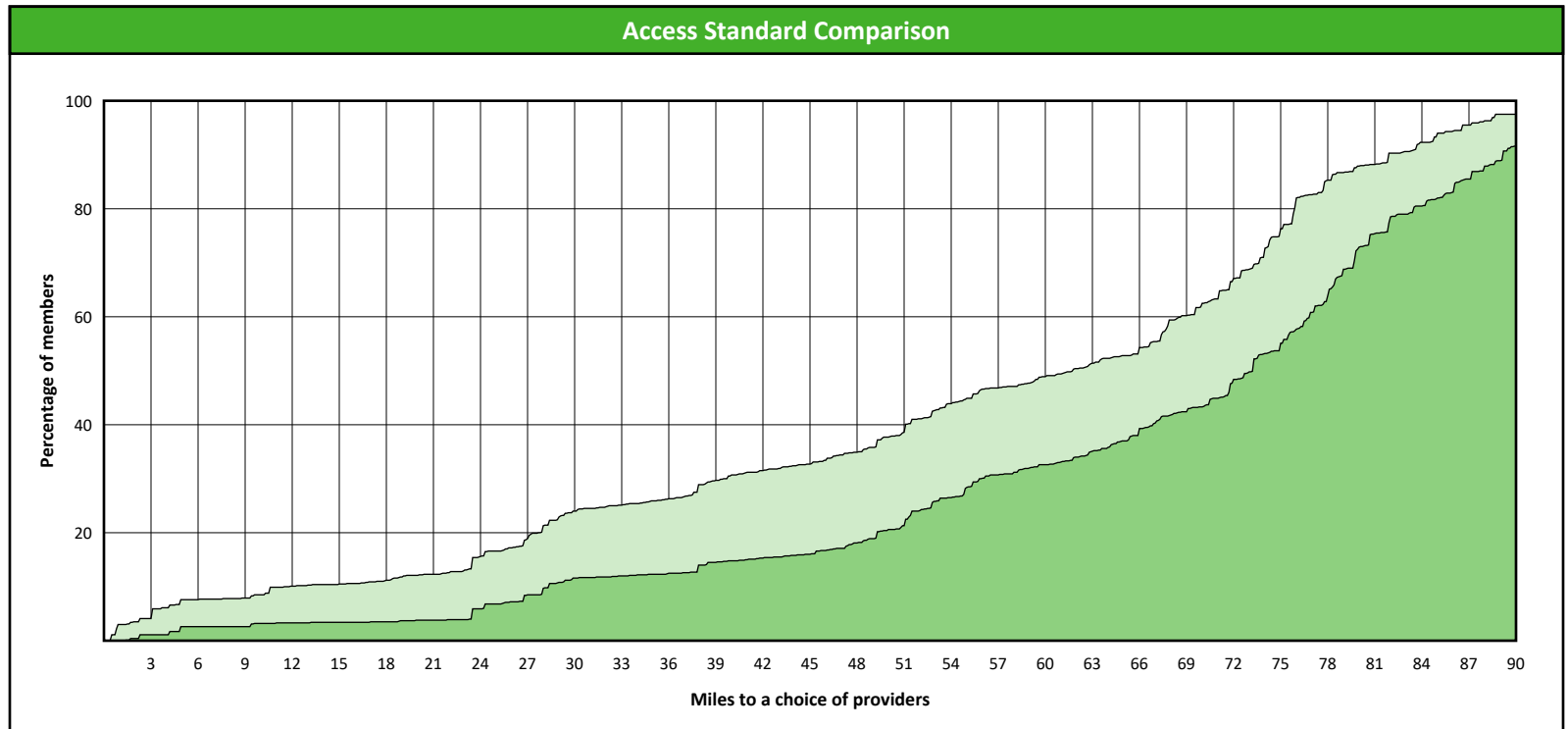
¹ The Access Standard is defined as (DWP Members) members accessing:

1 (DWP Periodontist) provider in 90 miles and 90 minutes



Distances/Times

	Average
Distance/Time to 1st closest provider	54.4 miles 69.3 mins
Distance/Time to 2nd closest provider	66.6 miles 84.6 mins



Access Overview 90 Miles - Prosthodontist

SFY24 Q4

Access Analysis

DWP Network

Member / Provider Groups

DWP Members

DWP Prosthodontist


Comparison Graph

Percent of members with access to a choice of providers over miles

- 1st closest
- 2nd closest

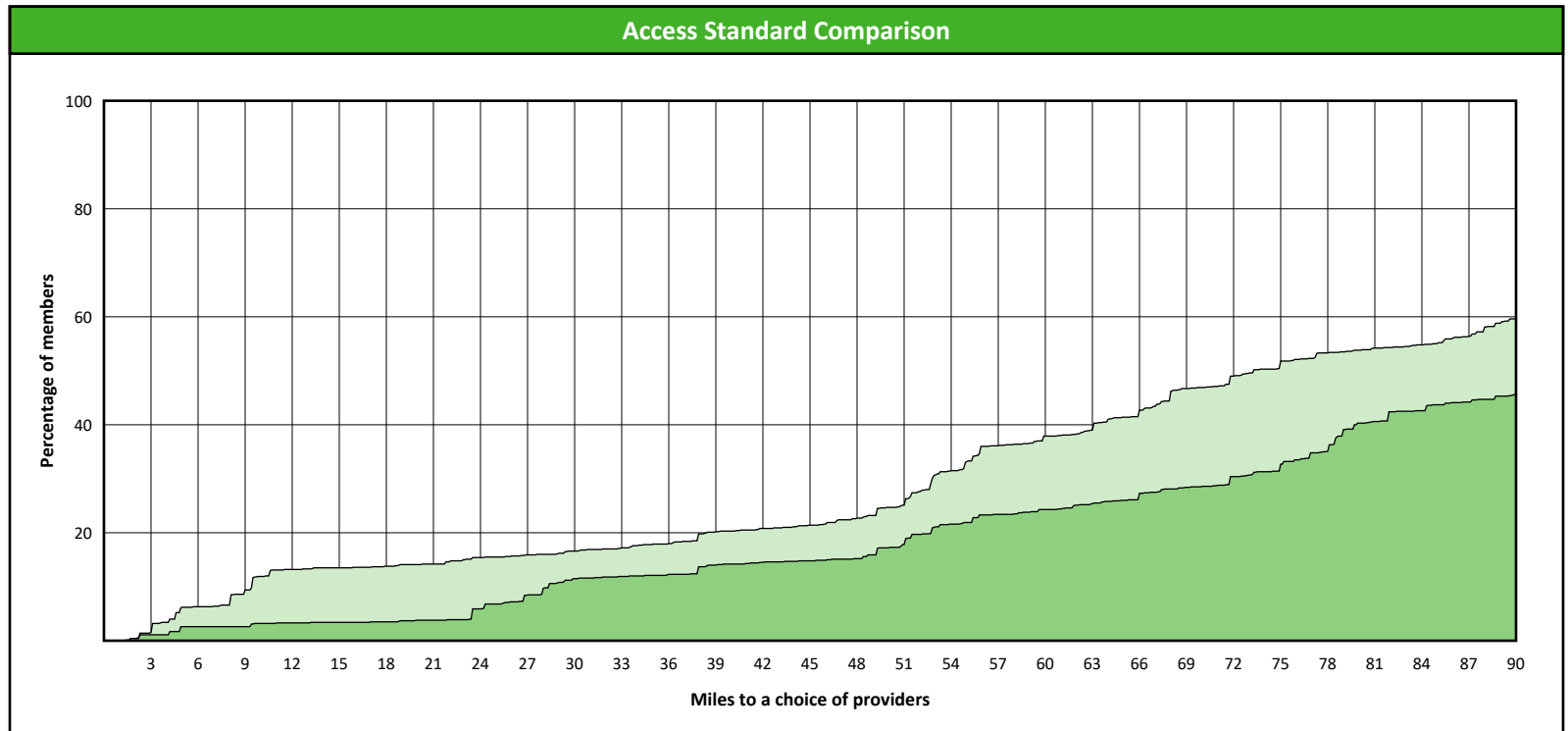
¹ The Access Standard is defined as (DWP Members) members accessing:

1 (DWP Prosthodontist) provider in 90 miles and 90 minutes



Distances/Times

	Average
Distance/Time to 1st closest provider	72.8 miles 98.6 mins
Distance/Time to 2nd closest provider	107.1 miles 150.1 mins



DWP Primary Care Dentist Access Map

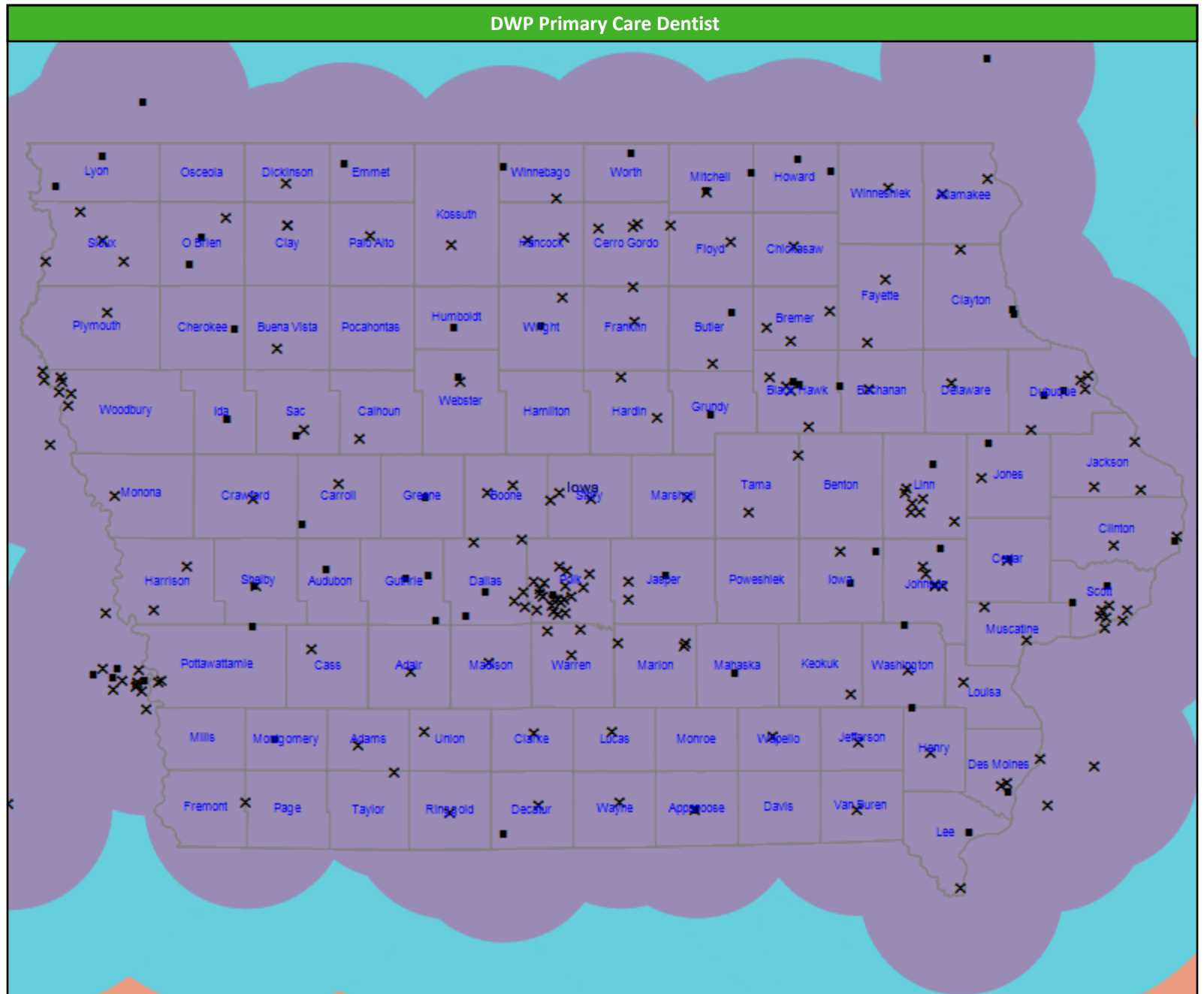
SFY24 Q4

DWP Primary Care Dentist

1,101 providers at 236 locations

- Single providers (62)
- ✕ Multiple providers (174)
- 30 mile radius
- 60 mile radius
- 90 mile radius

41.42 miles



DWP Oral Surgeon Access Map

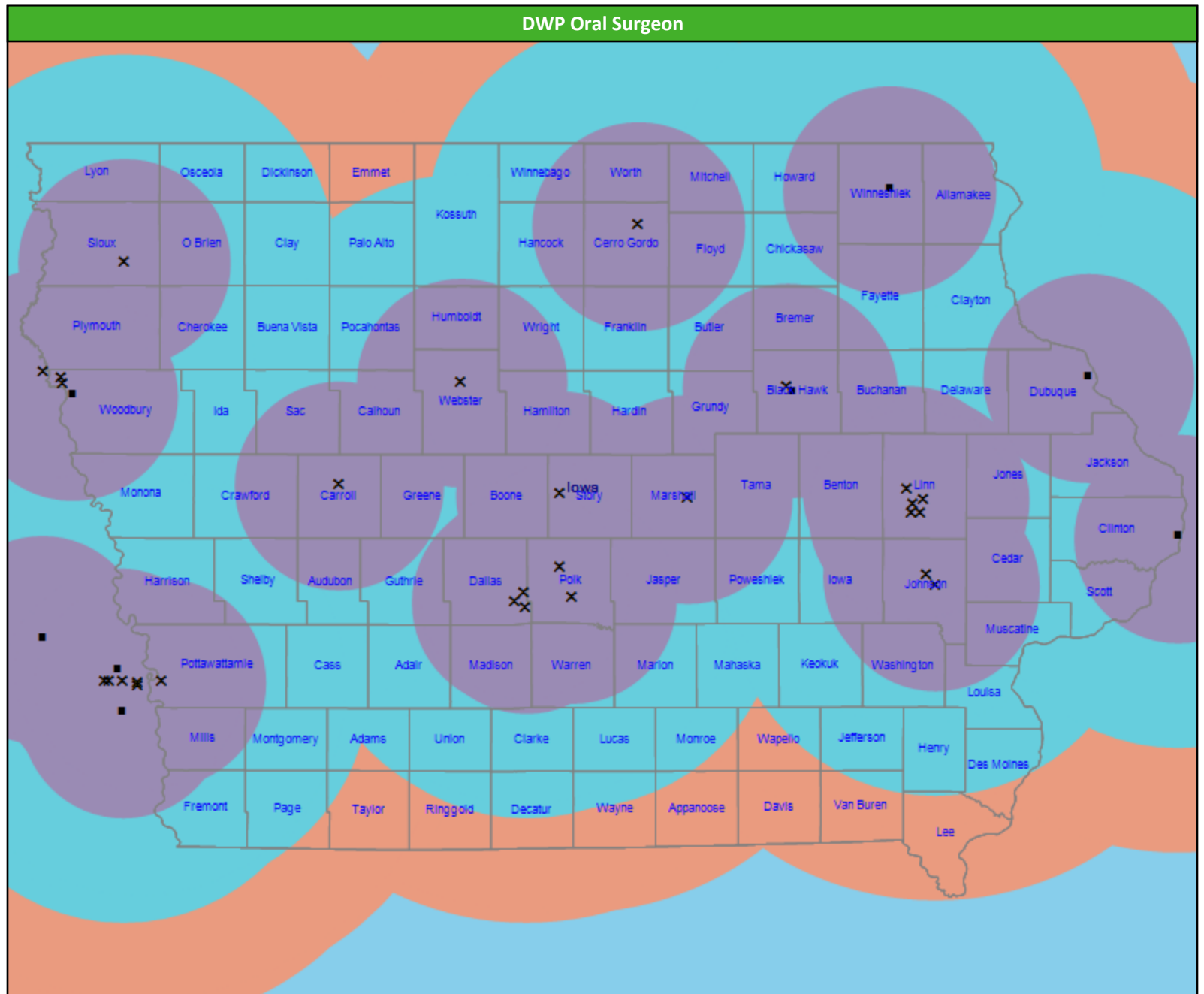
SFY24 Q4

DWP Oral Surgeon

174 providers at 36 locations

- Single providers (8)
- ✕ Multiple providers (28)
- 30 mile radius
- 60 mile radius
- 90 mile radius

41.42 miles



DWP Endodontist Access Map

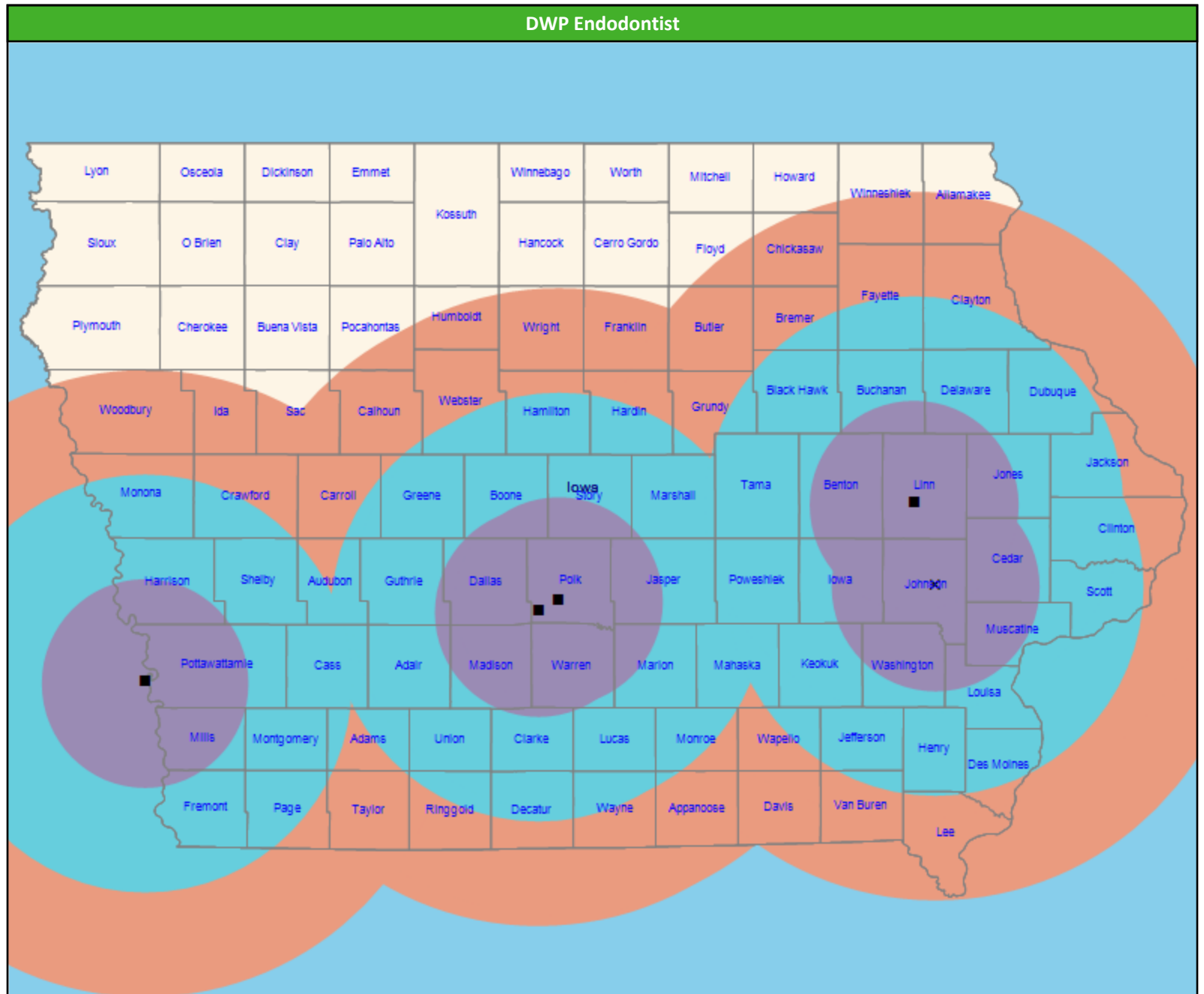
SFY24 Q4

DWP Endodontist

8 providers at 5 locations

- Single providers (4)
- × Multiple providers (1)
- 30 mile radius
- 60 mile radius
- 90 mile radius

41.42 miles



DWP Periodontist Access Map

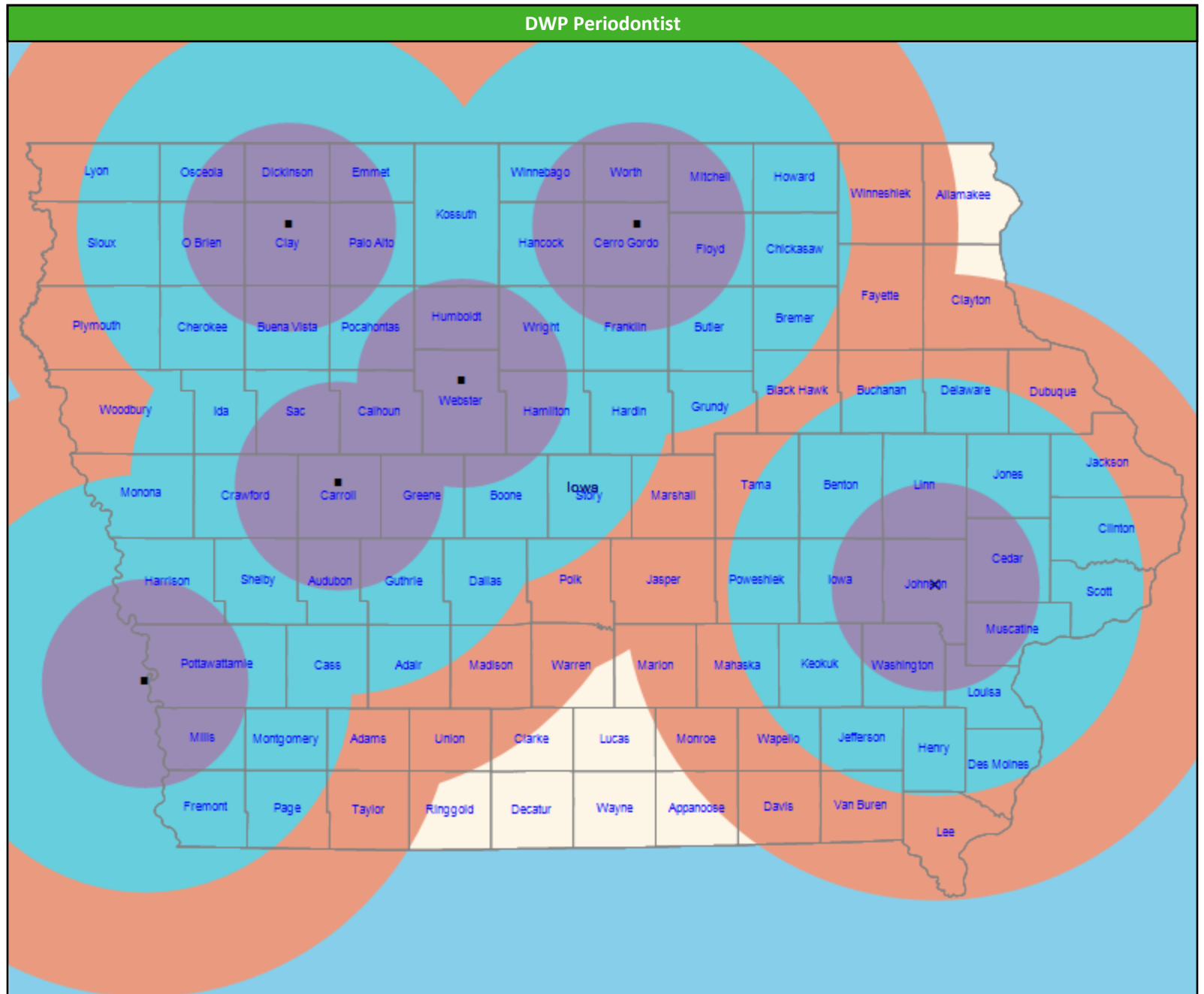
SFY24 Q4

DWP Periodontist

13 providers at 6 locations

- Single providers (5)
- ✕ Multiple providers (1)
- 30 mile radius
- 60 mile radius
- 90 mile radius

41.42 miles



DWP Prosthodontist Access Map

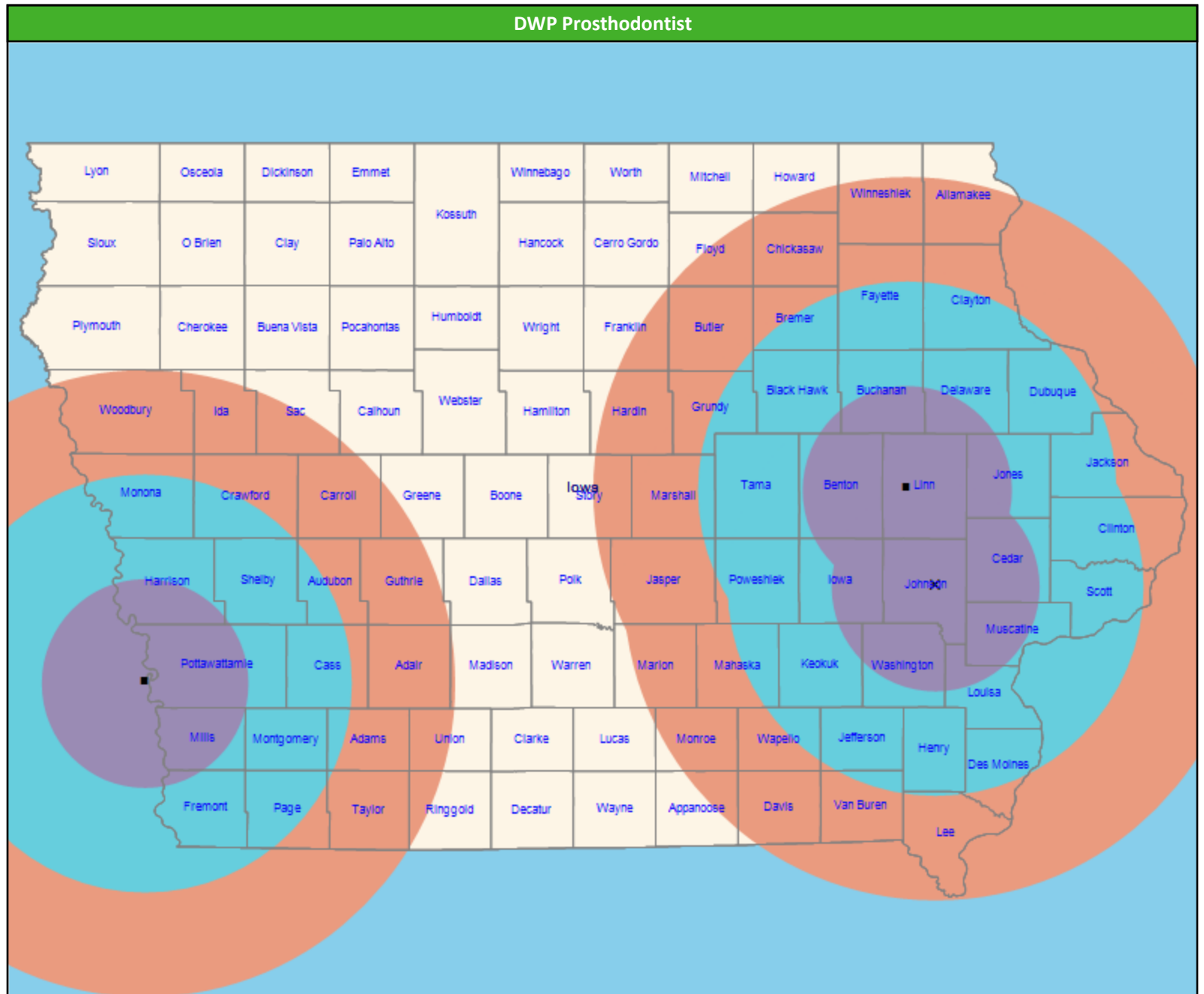
SFY24 Q4

DWP Prosthodontist

23 providers at 3 locations

- Single providers (2)
- × Multiple providers (1)
- 30 mile radius
- 60 mile radius
- 90 mile radius

41.42 miles



DWP Orthodontist Access Map

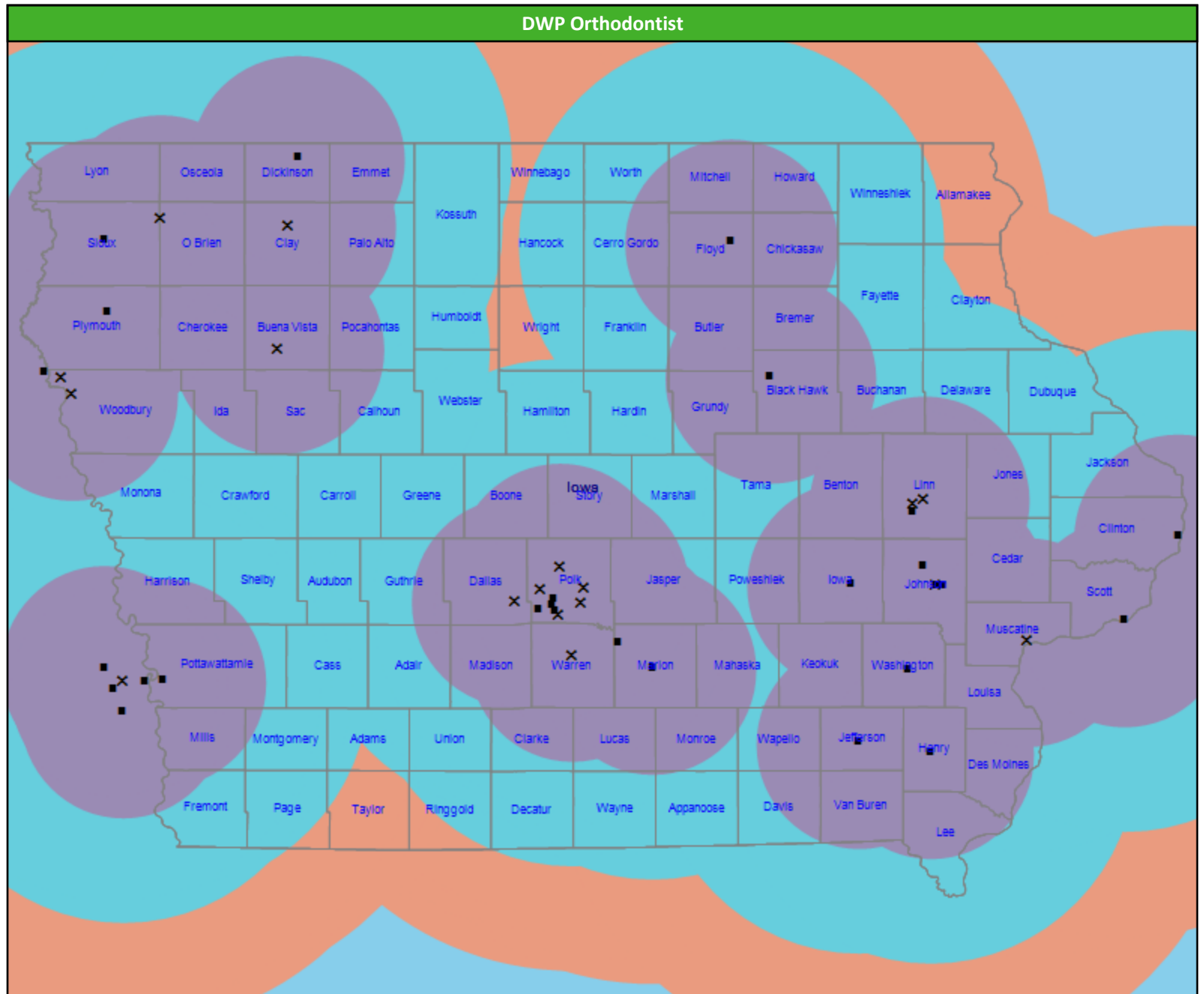
SFY24 Q4

DWP Orthodontist

98 providers at 44 locations

- Single providers (27)
- ✕ Multiple providers (17)
- 30 mile radius
- 60 mile radius
- 90 mile radius

41.42 miles



Access Summary By State

SFY24 Q4

Access Analysis

DWP Network

Member Group

DWP Members

Provider Group

DWP All Providers

DWP General Dentist

DWP Oral Surgeon

DWP Endodontist

DWP Orthodontist

DWP Periodontist

DWP Prosthodontist

¹ Provider counts represent:

P: Unique providers

L: Unique provider locations

** These records have been excluded from the analysis because of invalid zip codes.

All Members												
Member		Provider		With Access		Without Access		Counts ¹		Average Distance		Average Time
Group	#	Group	Standard	#	%	#	%	P	L	1	2	1
DWP Members	379,150	DWP All Providers	1 in 30 miles and 3...	379,083	99.9	67	0.1	1,418	248	3.7	4.8	4.2
		DWP General De...	1 in 30 miles and 3...	379,083	99.9	67	0.1	1,101	236	3.8	4.9	4.3
		DWP General De...	1 in 60 miles and 6...	379,117	99.9	33	0.1	1,101	236	3.8	4.9	4.3
		DWP General De...	1 in 90 miles and 9...	379,122	99.9	28	0.1	1,101	236	3.8	4.9	4.3
		DWP Oral Surgeon	1 in 30 miles and 3...	251,445	66.3	127,705	33.7	174	36	20.6	24.9	23.9
		DWP Oral Surgeon	1 in 60 miles and 6...	341,556	90.1	37,594	9.9	174	36	20.6	24.9	23.9
		DWP Oral Surgeon	1 in 90 miles and 9...	372,025	98.1	7,125	1.9	174	36	20.6	24.9	23.9
		DWP Endodontist	1 in 30 miles and 3...	129,462	34.1	249,688	65.9	8	5	46.6	61.8	62.3
		DWP Endodontist	1 in 60 miles and 6...	177,710	46.9	201,440	53.1	8	5	46.6	61.8	62.3
		DWP Endodontist	1 in 90 miles and 9...	274,096	72.3	105,054	27.7	8	5	46.6	61.8	62.3
		DWP Orthodontist	1 in 30 miles and 3...	268,678	70.9	110,472	29.1	98	44	18.2	26.4	20.4
		DWP Orthodontist	1 in 60 miles and 6...	353,009	93.1	26,141	6.9	98	44	18.2	26.4	20.4
		DWP Orthodontist	1 in 90 miles and 9...	379,116	99.9	34	0.1	98	44	18.2	26.4	20.4
		DWP Periodontist	1 in 30 miles and 3...	55,797	14.7	323,353	85.3	13	6	54.4	66.6	69.3
		DWP Periodontist	1 in 60 miles and 6...	139,292	36.7	239,858	63.3	13	6	54.4	66.6	69.3
		DWP Periodontist	1 in 90 miles and 9...	257,868	68.0	121,282	32.0	13	6	54.4	66.6	69.3
		DWP Prosthodo...	1 in 30 miles and 3...	56,748	15.0	322,402	85.0	23	3	72.8	107.1	98.6
		DWP Prosthodo...	1 in 60 miles and 6...	83,268	22.0	295,882	78.0	23	3	72.8	107.1	98.6
		DWP Prosthodo...	1 in 90 miles and 9...	158,420	41.8	220,730	58.2	23	3	72.8	107.1	98.6

Key Geographic Areas										
State Name	Member	Provider		With Access		Without Access		Average Distance		Average Time
	#	Group	Standard	#	%	#	%	1	2	1
Iowa	379,106	DWP All Providers	1 in 30 miles and 30 mins	379,077	99.9	29	0.1	3.7	4.8	4.1
		DWP General Dentist	1 in 30 miles and 30 mins	379,077	99.9	29	0.1	3.8	4.8	4.3
		DWP General Dentist	1 in 60 miles and 60 mins	379,106	100.0	0	0.0	3.8	4.8	4.3
		DWP General Dentist	1 in 90 miles and 90 mins	379,106	100.0	0	0.0	3.8	4.8	4.3
		DWP Oral Surgeon	1 in 30 miles and 30 mins	251,440	66.3	127,666	33.7	20.6	24.9	23.9
		DWP Oral Surgeon	1 in 60 miles and 60 mins	341,549	90.1	37,557	9.9	20.6	24.9	23.9
		DWP Oral Surgeon	1 in 90 miles and 90 mins	372,015	98.1	7,091	1.9	20.6	24.9	23.9
		DWP Endodontist	1 in 30 miles and 30 mins	129,459	34.1	249,647	65.9	46.6	61.8	62.3
		DWP Endodontist	1 in 60 miles and 60 mins	177,706	46.9	201,400	53.1	46.6	61.8	62.3
		DWP Endodontist	1 in 90 miles and 90 mins	274,092	72.3	105,014	27.7	46.6	61.8	62.3
		DWP Orthodontist	1 in 30 miles and 30 mins	268,673	70.9	110,433	29.1	18.2	26.4	20.4
		DWP Orthodontist	1 in 60 miles and 60 mins	353,002	93.1	26,104	6.9	18.2	26.4	20.4
		DWP Orthodontist	1 in 90 miles and 90 mins	379,105	99.9	1	0.1	18.2	26.4	20.4
		DWP Periodontist	1 in 30 miles and 30 mins	55,794	14.7	323,312	85.3	54.4	66.6	69.2
		DWP Periodontist	1 in 60 miles and 60 mins	139,287	36.7	239,819	63.3	54.4	66.6	69.2
		DWP Periodontist	1 in 90 miles and 90 mins	257,861	68.0	121,245	32.0	54.4	66.6	69.2

Access Summary By City

SFY24 Q4

Access Analysis

DWP Network

Member Group

DWP Members

Provider Group

DWP All Providers

DWP General Dentist

DWP Oral Surgeon

DWP Endodontist

DWP Orthodontist

DWP Periodontist

DWP Prosthodontist

¹ Provider counts represent:

P: Unique providers

L: Unique provider locations

** These records have been excluded from the analysis because of invalid zip codes.

All Members												
Member		Provider		With Access		Without Access		Counts ¹		Average Distance		Average Time
Group	#	Group	Standard	#	%	#	%	P	L	1	2	1
DWP Members	379,150	DWP All Providers	1 in 30 miles and 3...	379,083	99.9	67	0.1	1,418	248	3.7	4.8	4.2
		DWP General De...	1 in 30 miles and 3...	379,083	99.9	67	0.1	1,101	236	3.8	4.9	4.3
		DWP General De...	1 in 60 miles and 6...	379,117	99.9	33	0.1	1,101	236	3.8	4.9	4.3
		DWP General De...	1 in 90 miles and 9...	379,122	99.9	28	0.1	1,101	236	3.8	4.9	4.3
		DWP Oral Surgeon	1 in 30 miles and 3...	251,445	66.3	127,705	33.7	174	36	20.6	24.9	23.9
		DWP Oral Surgeon	1 in 60 miles and 6...	341,556	90.1	37,594	9.9	174	36	20.6	24.9	23.9
		DWP Oral Surgeon	1 in 90 miles and 9...	372,025	98.1	7,125	1.9	174	36	20.6	24.9	23.9
		DWP Endodontist	1 in 30 miles and 3...	129,462	34.1	249,688	65.9	8	5	46.6	61.8	62.3
		DWP Endodontist	1 in 60 miles and 6...	177,710	46.9	201,440	53.1	8	5	46.6	61.8	62.3
		DWP Endodontist	1 in 90 miles and 9...	274,096	72.3	105,054	27.7	8	5	46.6	61.8	62.3
		DWP Orthodontist	1 in 30 miles and 3...	268,678	70.9	110,472	29.1	98	44	18.2	26.4	20.4
		DWP Orthodontist	1 in 60 miles and 6...	353,009	93.1	26,141	6.9	98	44	18.2	26.4	20.4
		DWP Orthodontist	1 in 90 miles and 9...	379,116	99.9	34	0.1	98	44	18.2	26.4	20.4
		DWP Periodontist	1 in 30 miles and 3...	55,797	14.7	323,353	85.3	13	6	54.4	66.6	69.3
		DWP Periodontist	1 in 60 miles and 6...	139,292	36.7	239,858	63.3	13	6	54.4	66.6	69.3
		DWP Periodontist	1 in 90 miles and 9...	257,868	68.0	121,282	32.0	13	6	54.4	66.6	69.3
		DWP Prosthodo...	1 in 30 miles and 3...	56,748	15.0	322,402	85.0	23	3	72.8	107.1	98.6
		DWP Prosthodo...	1 in 60 miles and 6...	83,268	22.0	295,882	78.0	23	3	72.8	107.1	98.6
		DWP Prosthodo...	1 in 90 miles and 9...	158,420	41.8	220,730	58.2	23	3	72.8	107.1	98.6

Key Geographic Areas										
City	Member	Provider		With Access		Without Access		Average Distance		Average Time
	#	Group	Standard	#	%	#	%	1	2	1
Des Moines, IA	40,445	DWP All Providers	1 in 30 miles and 30 mins	40,445	100.0	0	0.0	1.5	1.6	2.3
		DWP General Dentist	1 in 30 miles and 30 mins	40,445	100.0	0	0.0	1.6	1.7	2.4
		DWP General Dentist	1 in 60 miles and 60 mins	40,445	100.0	0	0.0	1.6	1.7	2.4
		DWP General Dentist	1 in 90 miles and 90 mins	40,445	100.0	0	0.0	1.6	1.7	2.4
		DWP Oral Surgeon	1 in 30 miles and 30 mins	40,445	100.0	0	0.0	5.0	5.0	7.2
		DWP Oral Surgeon	1 in 60 miles and 60 mins	40,445	100.0	0	0.0	5.0	5.0	7.2
		DWP Oral Surgeon	1 in 90 miles and 90 mins	40,445	100.0	0	0.0	5.0	5.0	7.2
		DWP Endodontist	1 in 30 miles and 30 mins	40,445	100.0	0	0.0	4.6	10.4	7.9
		DWP Endodontist	1 in 60 miles and 60 mins	40,445	100.0	0	0.0	4.6	10.4	7.9
		DWP Endodontist	1 in 90 miles and 90 mins	40,445	100.0	0	0.0	4.6	10.4	7.9
		DWP Orthodontist	1 in 30 miles and 30 mins	40,445	100.0	0	0.0	3.0	3.6	4.7
		DWP Orthodontist	1 in 60 miles and 60 mins	40,445	100.0	0	0.0	3.0	3.6	4.7
		DWP Orthodontist	1 in 90 miles and 90 mins	40,445	100.0	0	0.0	3.0	3.6	4.7
		DWP Periodontist	1 in 30 miles and 30 mins	0	0.0	40,445	100.0	74.1	78.1	96.4
		DWP Periodontist	1 in 60 miles and 60 mins	0	0.0	40,445	100.0	74.1	78.1	96.4
DWP Periodontist	1 in 90 miles and 90 mins	7,559	18.7	32,886	81.3	74.1	78.1	96.4		