

# ***Network Access Analysis***

***Dental Wellness Plan***

***Delta Dental of Iowa***

---

*July 2, 2024*

# Contents

## Report Contents

Access Overview 30 Miles . . . . .	3
<i>DWP Members: DWP All Providers, DWP Members: DWP General Dentist, DWP Members: DWP Oral Surgeon, DWP Members: DWP Endodontist, DWP Members: DWP Orthodontist, DWP Members: DWP Periodontist, DWP Members: DWP Prosthodontist</i>	
Access Overview 60 Miles . . . . .	10
<i>DWP Members: DWP All Providers, DWP Members: DWP General Dentist, DWP Members: DWP Oral Surgeon, DWP Members: DWP Endodontist, DWP Members: DWP Orthodontist, DWP Members: DWP Periodontist, DWP Members: DWP Prosthodontist</i>	
Access Overview 90 Miles . . . . .	17
<i>DWP Members: DWP All Providers, DWP Members: DWP General Dentist, DWP Members: DWP Oral Surgeon, DWP Members: DWP Endodontist, DWP Members: DWP Orthodontist, DWP Members: DWP Periodontist, DWP Members: DWP Prosthodontist</i>	
DWP General Dentist Access Map . . . . .	24
DWP Oral Surgeon Access Map . . . . .	25
DWP Endodontist Access Map . . . . .	26
DWP Periodontist Access Map . . . . .	27
DWP Prosthodontist Access Map . . . . .	28
DWP Orthodontist Access Map . . . . .	29
Access Summary By State . . . . .	30
<i>DWP Members: DWP General Dentist, DWP Members: DWP General Dentist, DWP Members: DWP General Dentist, DWP Members: DWP Oral Surgeon, DWP Members: DWP Oral Surgeon, DWP Members: DWP Oral Surgeon, DWP Members: DWP Endodontist, DWP Members: DWP Endodontist, DWP Members: DWP Endodontist, DWP Members: DWP Periodontist, DWP Members: DWP Periodontist, DWP Members: DWP Periodontist, DWP Members: DWP Prosthodontist, DWP Members: DWP Prosthodontist, DWP Members: DWP Prosthodontist, DWP Members: DWP Orthodontist, DWP Members: DWP Orthodontist, DWP Members: DWP Orthodontist, DWP Members: DWP All Providers</i>	
Access Summary By City . . . . .	31
<i>DWP Members: DWP General Dentist, DWP Members: DWP General Dentist, DWP Members: DWP General Dentist, DWP Members: DWP Oral Surgeon, DWP Members: DWP Oral Surgeon, DWP Members: DWP Oral Surgeon, DWP Members: DWP Endodontist, DWP Members: DWP Endodontist, DWP Members: DWP Endodontist, DWP Members: DWP Periodontist, DWP Members: DWP Periodontist, DWP Members: DWP Periodontist, DWP Members: DWP Prosthodontist, DWP Members: DWP Prosthodontist, DWP Members: DWP Prosthodontist, DWP Members: DWP Orthodontist, DWP Members: DWP Orthodontist, DWP Members: DWP Orthodontist, DWP Members: DWP All Providers</i>	

# Access Overview 30 Miles

July 2, 2024

**Access Analysis**

DWP Network

**Member / Provider Groups**

DWP Members

DWP All Providers

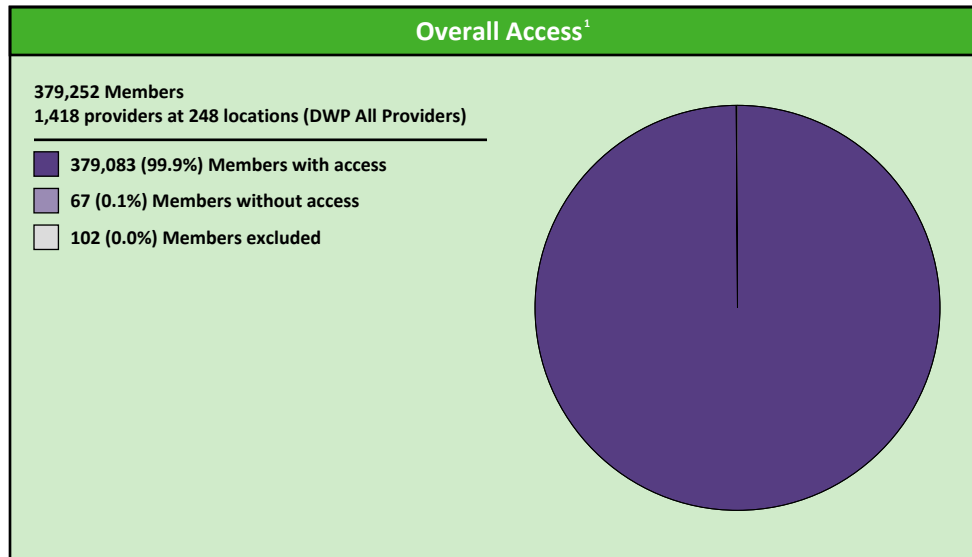
**Comparison Graph**

Percent of members with access to a choice of providers over miles

- 1st closest
- 2nd closest

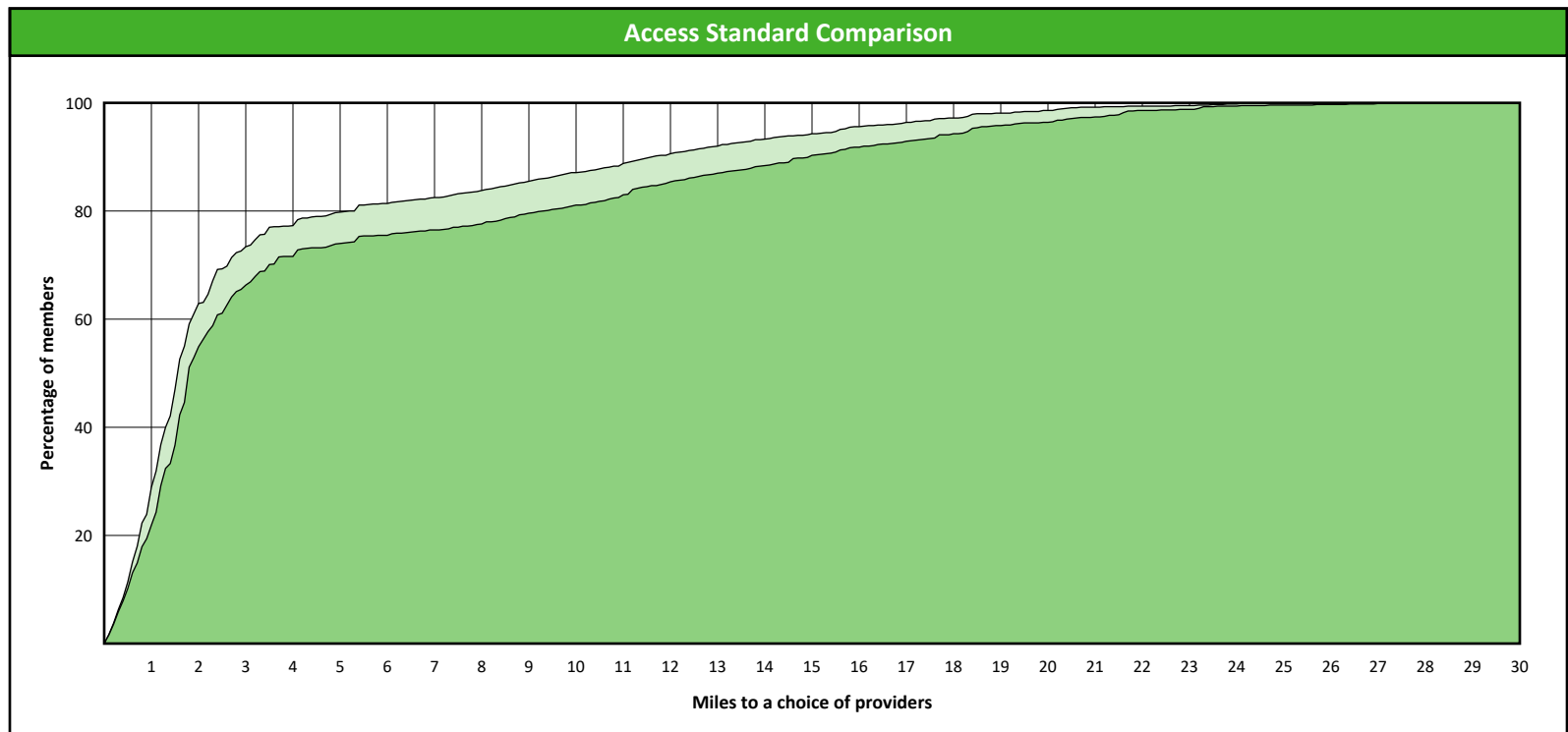
<sup>1</sup> The Access Standard is defined as (DWP Members) members accessing:

1 (DWP All Providers) provider in 30 miles and 30 minutes



### Distances/Times

	Average
Distance/Time to 1st closest provider	3.7 miles 4.2 mins
Distance/Time to 2nd closest provider	4.8 miles 5.3 mins



# Access Overview 30 Miles

July 2, 2024

**Access Analysis**

DWP Network

**Member / Provider Groups**

DWP Members

DWP General Dentist


**Comparison Graph**

Percent of members with access to a choice of providers over miles

- 1st closest
- 2nd closest

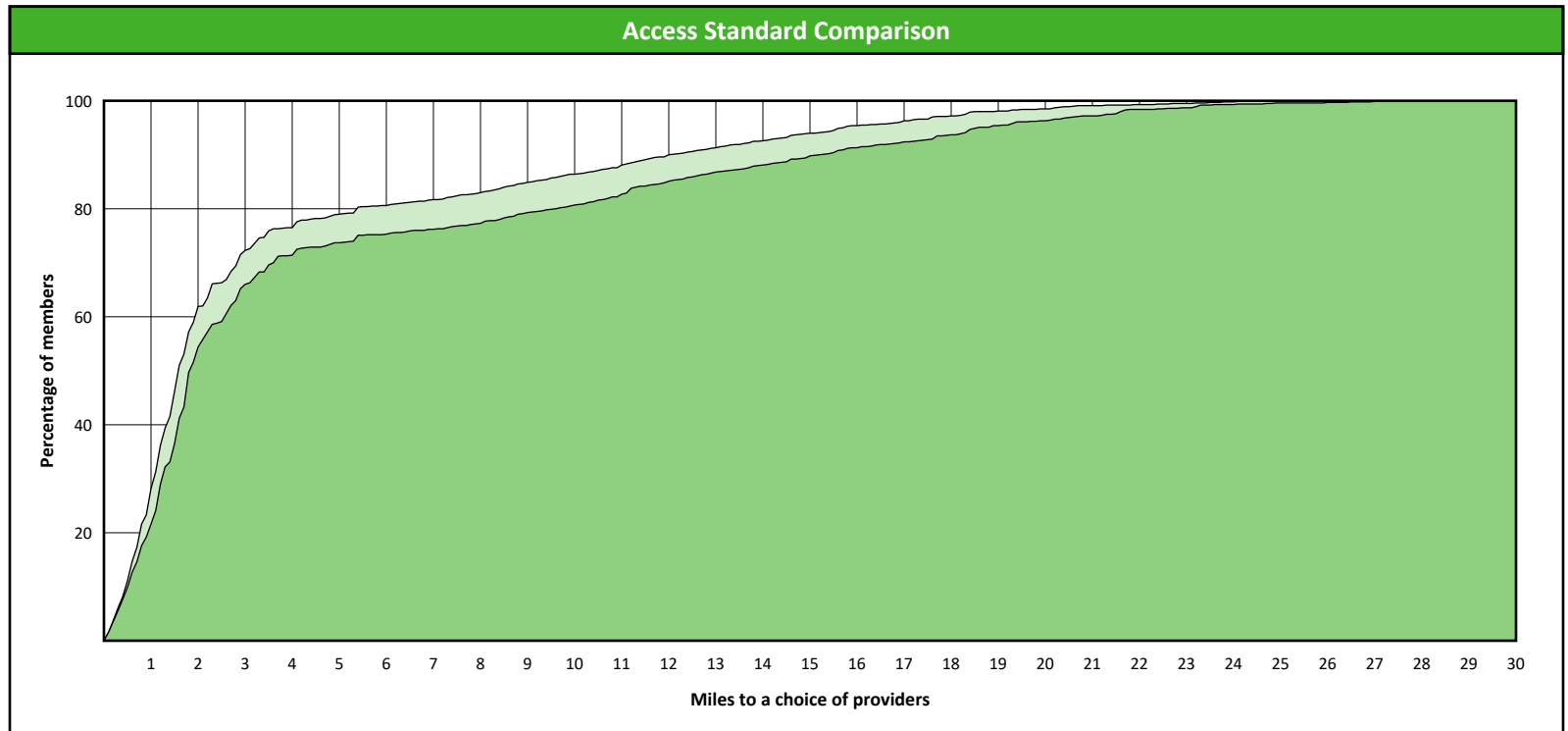
<sup>1</sup> The Access Standard is defined as (DWP Members) members accessing:

1 (DWP General Dentist) provider in 30 miles and 30 minutes



### Distances/Times

	Average
Distance/Time to 1st closest provider	3.8 miles 4.3 mins
Distance/Time to 2nd closest provider	4.9 miles 5.4 mins



# Access Overview 30 Miles

July 2, 2024

**Access Analysis**

DWP Network

**Member / Provider Groups**

DWP Members

DWP Oral Surgeon


**Comparison Graph**

Percent of members with access to a choice of providers over miles

- 1st closest
- 2nd closest

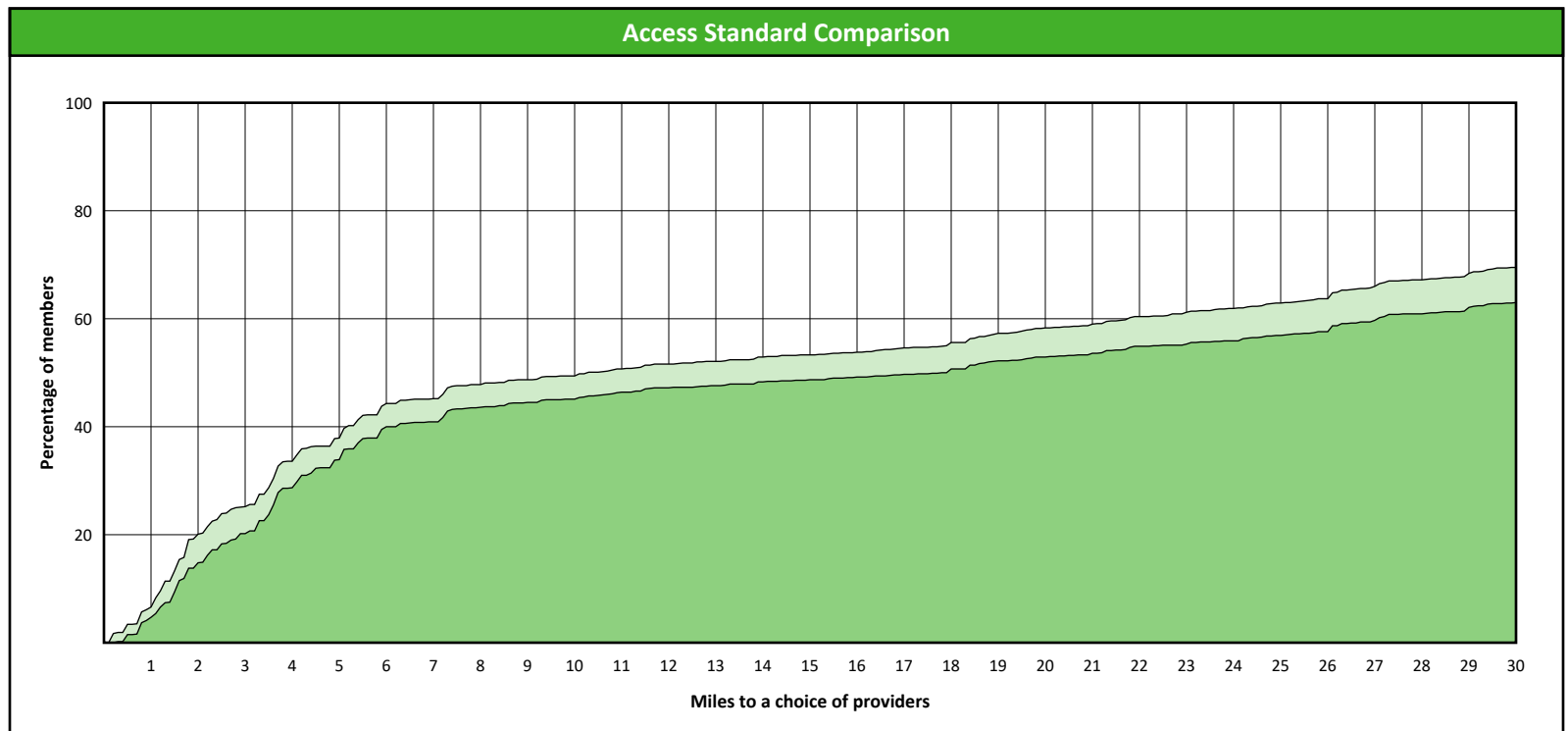
<sup>1</sup> The Access Standard is defined as (DWP Members) members accessing:

- 1 (DWP Oral Surgeon) provider in 30 miles and 30 minutes



### Distances/Times

	Average
Distance/Time to 1st closest provider	20.6 miles 23.9 mins
Distance/Time to 2nd closest provider	24.9 miles 29.6 mins



# Access Overview 30 Miles

July 2, 2024

**Access Analysis**

DWP Network

**Member / Provider Groups**

DWP Members

DWP Endodontist

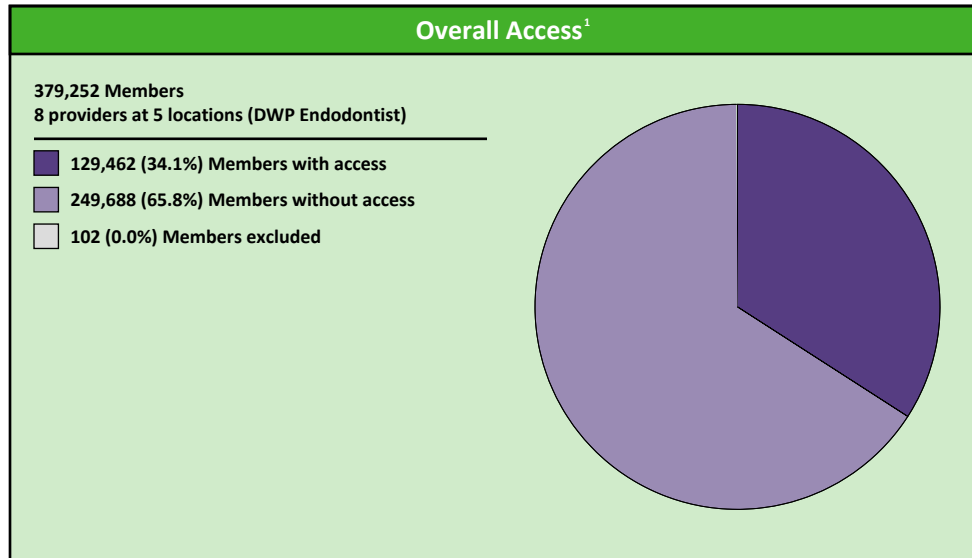
**Comparison Graph**

Percent of members with access to a choice of providers over miles

- 1st closest
- 2nd closest

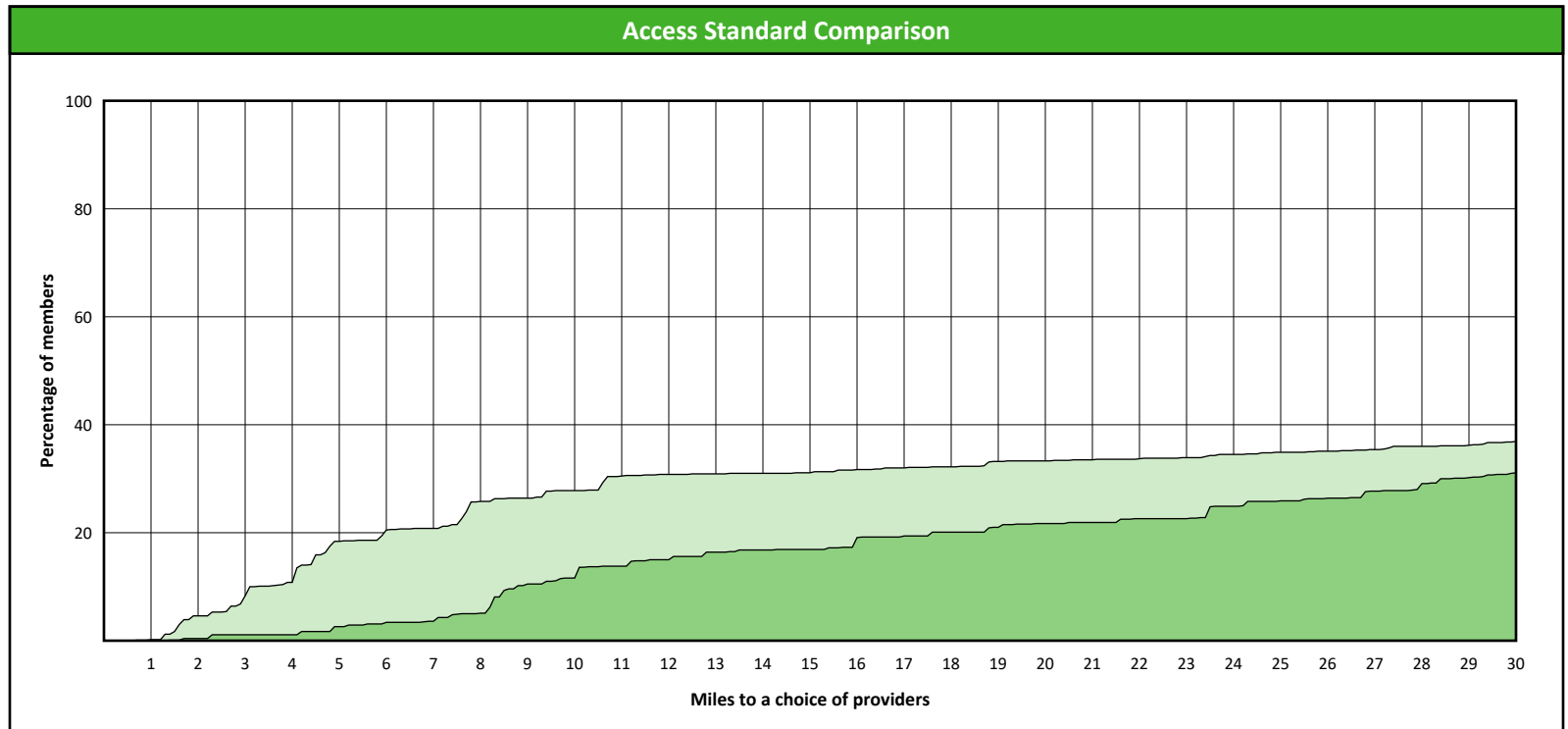
<sup>1</sup> The Access Standard is defined as (DWP Members) members accessing:

1 (DWP Endodontist) provider in 30 miles and 30 minutes



### Distances/Times

	Average
Distance/Time to 1st closest provider	46.6 miles 62.3 mins
Distance/Time to 2nd closest provider	61.8 miles 84.1 mins



# Access Overview 30 Miles

July 2, 2024

**Access Analysis**

DWP Network

**Member / Provider Groups**

DWP Members

DWP Orthodontist


**Comparison Graph**

Percent of members with access to a choice of providers over miles

- 1st closest
- 2nd closest

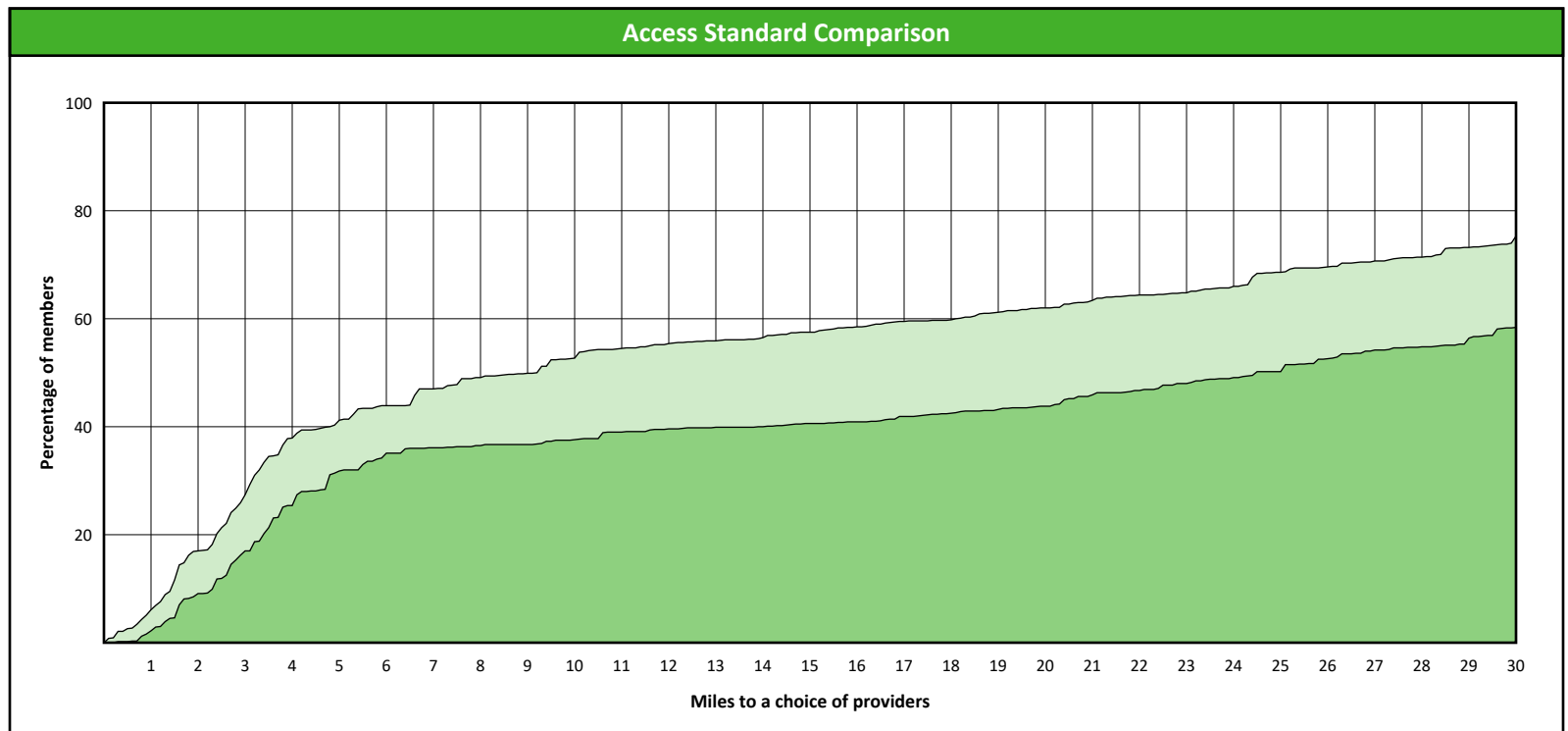
<sup>1</sup> The Access Standard is defined as (DWP Members) members accessing:

1 (DWP Orthodontist) provider in 30 miles and 30 minutes



### Distances/Times

	Average
Distance/Time to 1st closest provider	18.2 miles 20.4 mins
Distance/Time to 2nd closest provider	26.4 miles 29.8 mins



# Access Overview 30 Miles

July 2, 2024

**Access Analysis**

DWP Network

**Member / Provider Groups**

DWP Members

DWP Periodontist


**Comparison Graph**

Percent of members with access to a choice of providers over miles

- 1st closest
- 2nd closest

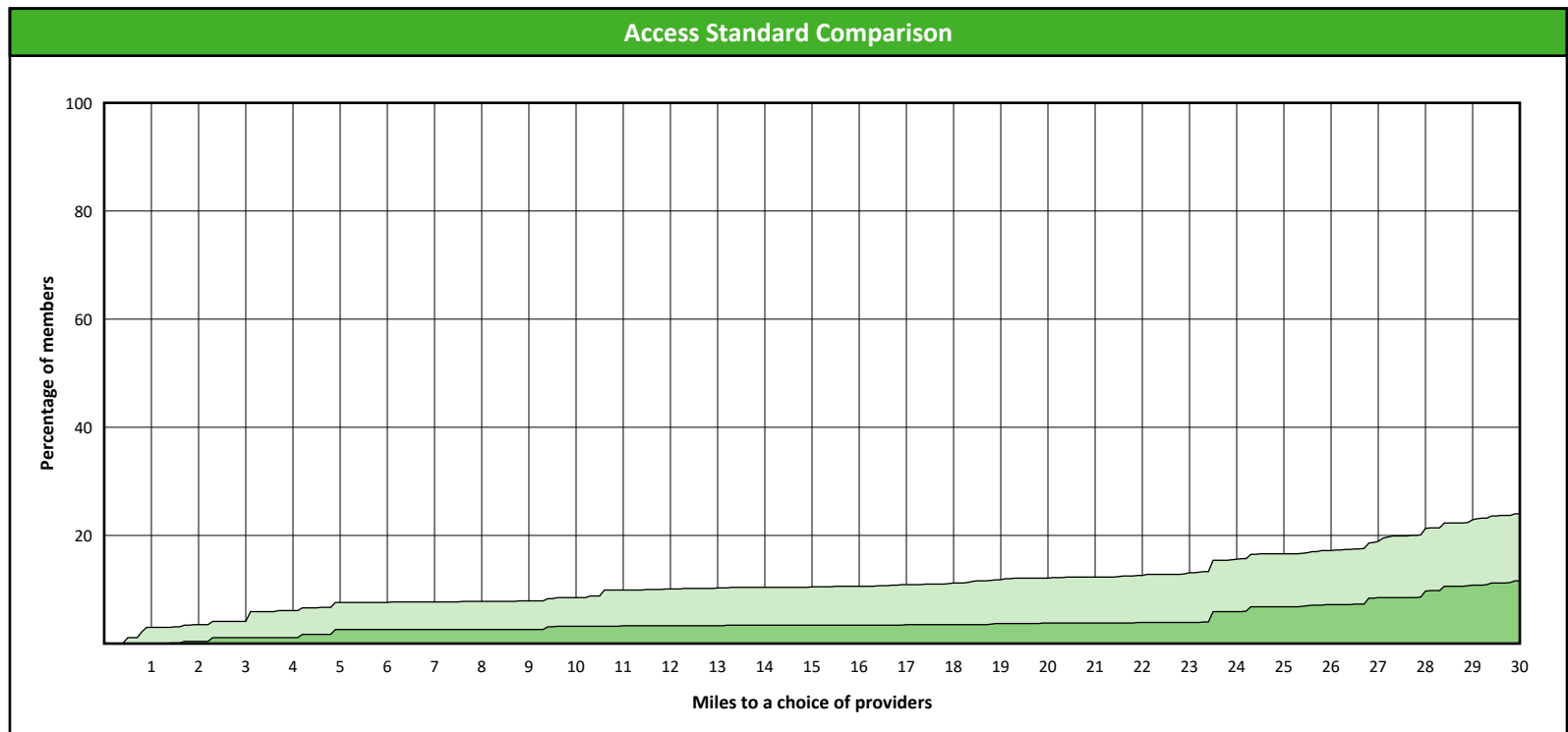
<sup>1</sup> The Access Standard is defined as (DWP Members) members accessing:

1 (DWP Periodontist) provider in 30 miles and 30 minutes



### Distances/Times

	Average
Distance/Time to 1st closest provider	54.4 miles 69.3 mins
Distance/Time to 2nd closest provider	66.6 miles 84.6 mins





# Access Overview 30 Miles

July 2, 2024

**Access Analysis**

DWP Network

**Member / Provider Groups**

DWP Members

DWP Prosthodontist


**Comparison Graph**

Percent of members with access to a choice of providers over miles

- 1st closest
- 2nd closest

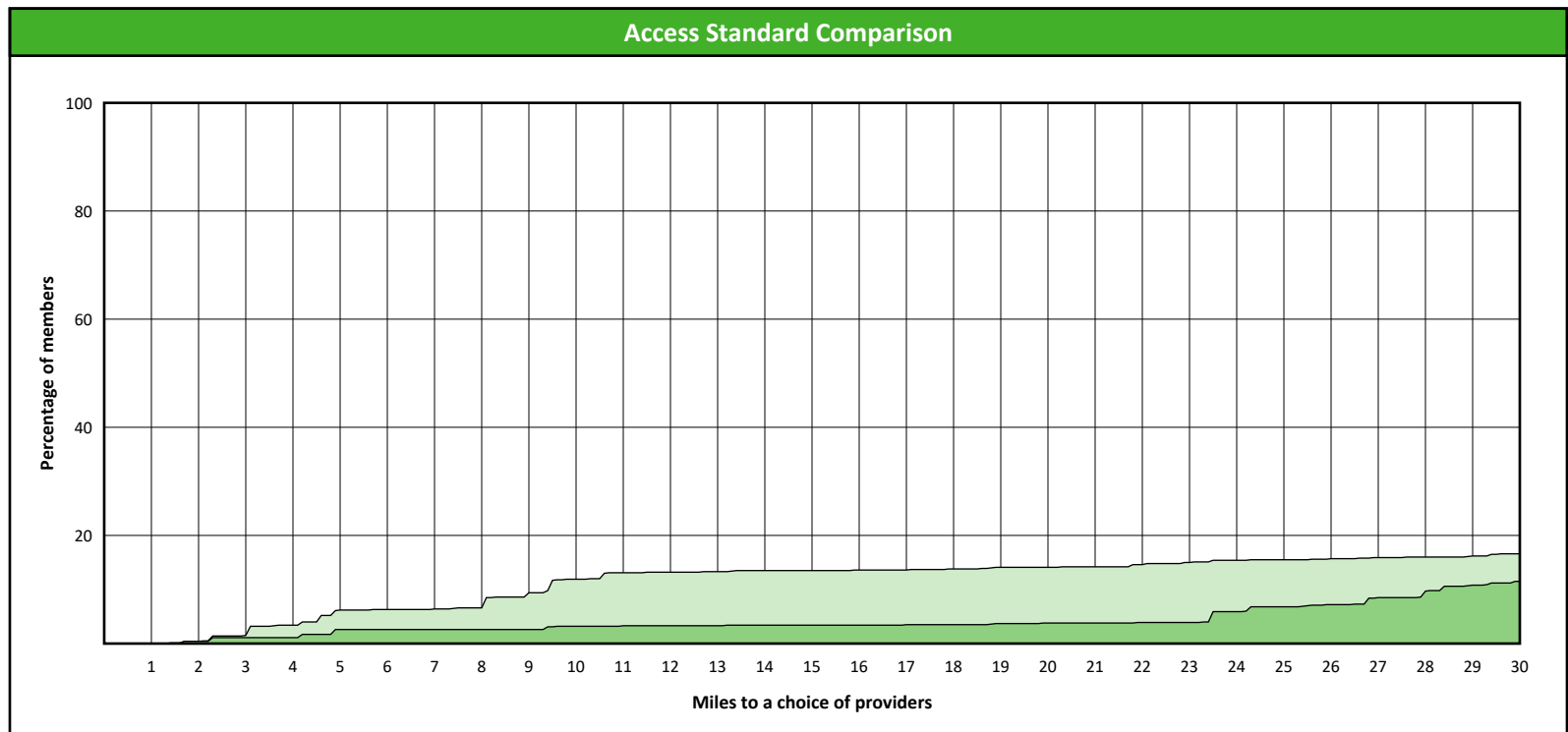
<sup>1</sup> The Access Standard is defined as (DWP Members) members accessing:

1 (DWP Prosthodontist) provider in 30 miles and 30 minutes



### Distances/Times

	Average
Distance/Time to 1st closest provider	72.8 miles 98.6 mins
Distance/Time to 2nd closest provider	107.1 miles 150.1 mins



## Access Overview 60 Miles

July 2, 2024

### Access Analysis

DWP Network

### Member / Provider Groups

DWP Members

DWP All Providers

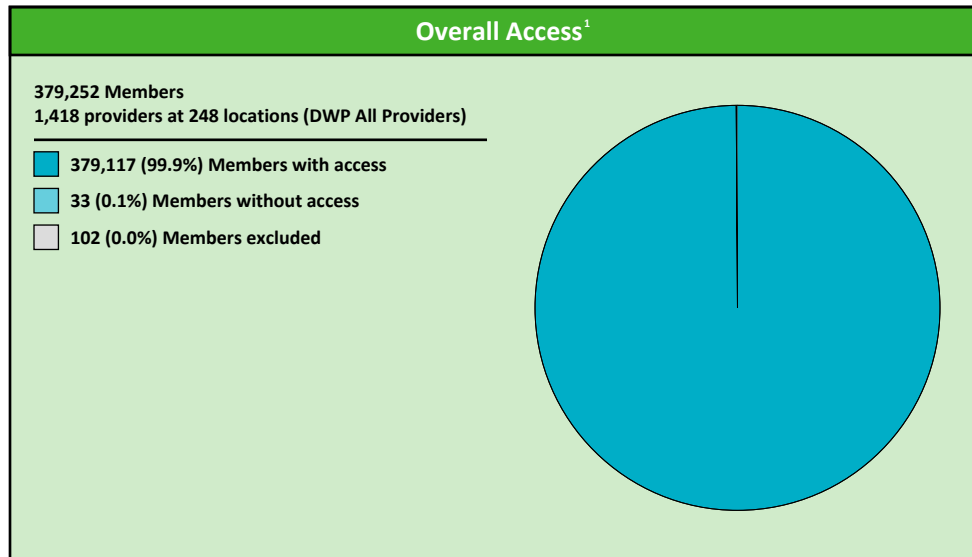
### Comparison Graph

Percent of members with access to a choice of providers over miles

- 1st closest
- 2nd closest

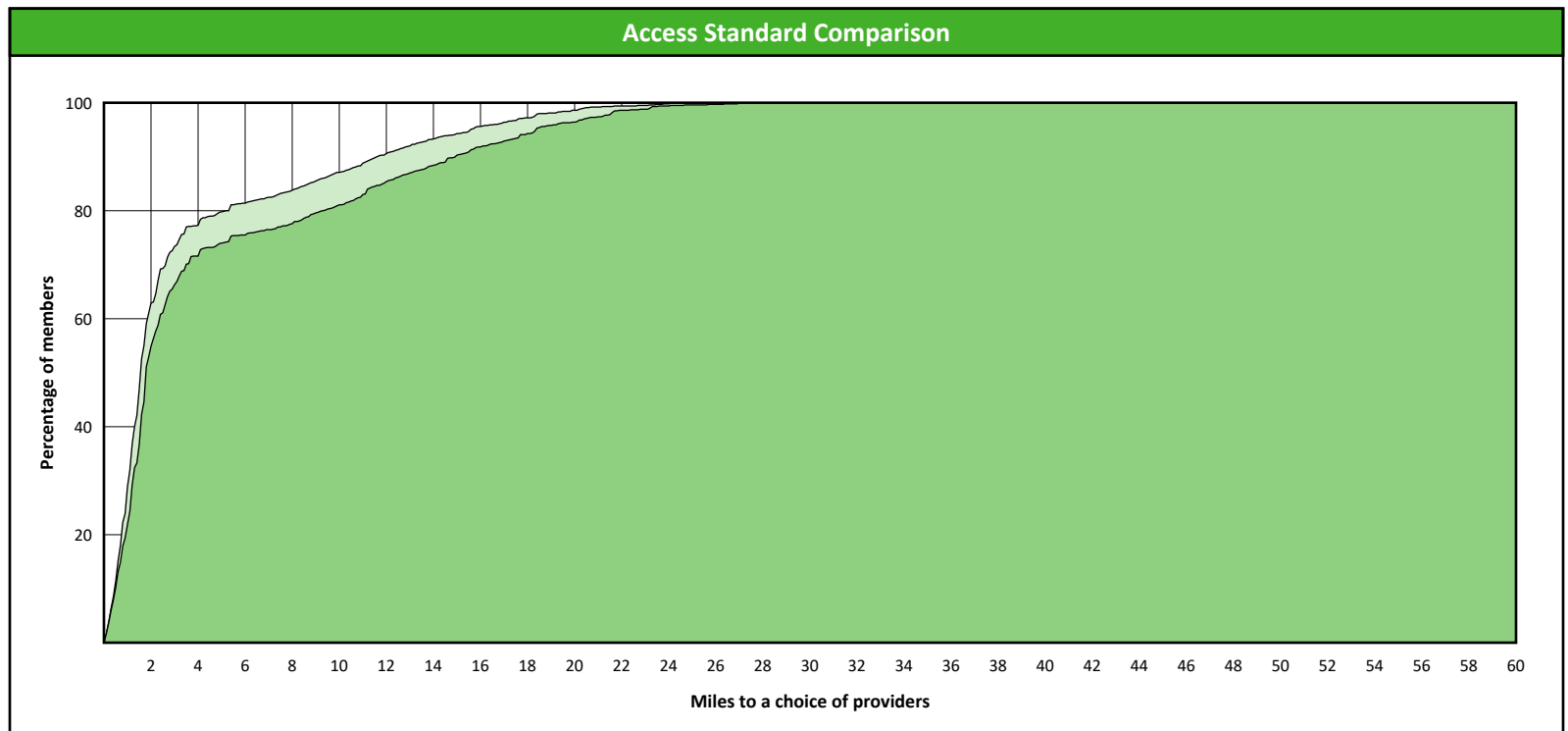
<sup>1</sup> The Access Standard is defined as (DWP Members) members accessing:

1 (DWP All Providers) provider in 60 miles and 60 minutes



### Distances/Times

	Average
Distance/Time to 1st closest provider	3.7 miles 4.2 mins
Distance/Time to 2nd closest provider	4.8 miles 5.3 mins



## Access Overview 60 Miles

July 2, 2024

### Access Analysis

DWP Network

### Member / Provider Groups

DWP Members

DWP General Dentist


### Comparison Graph

Percent of members with access to a choice of providers over miles

- 1st closest
- 2nd closest

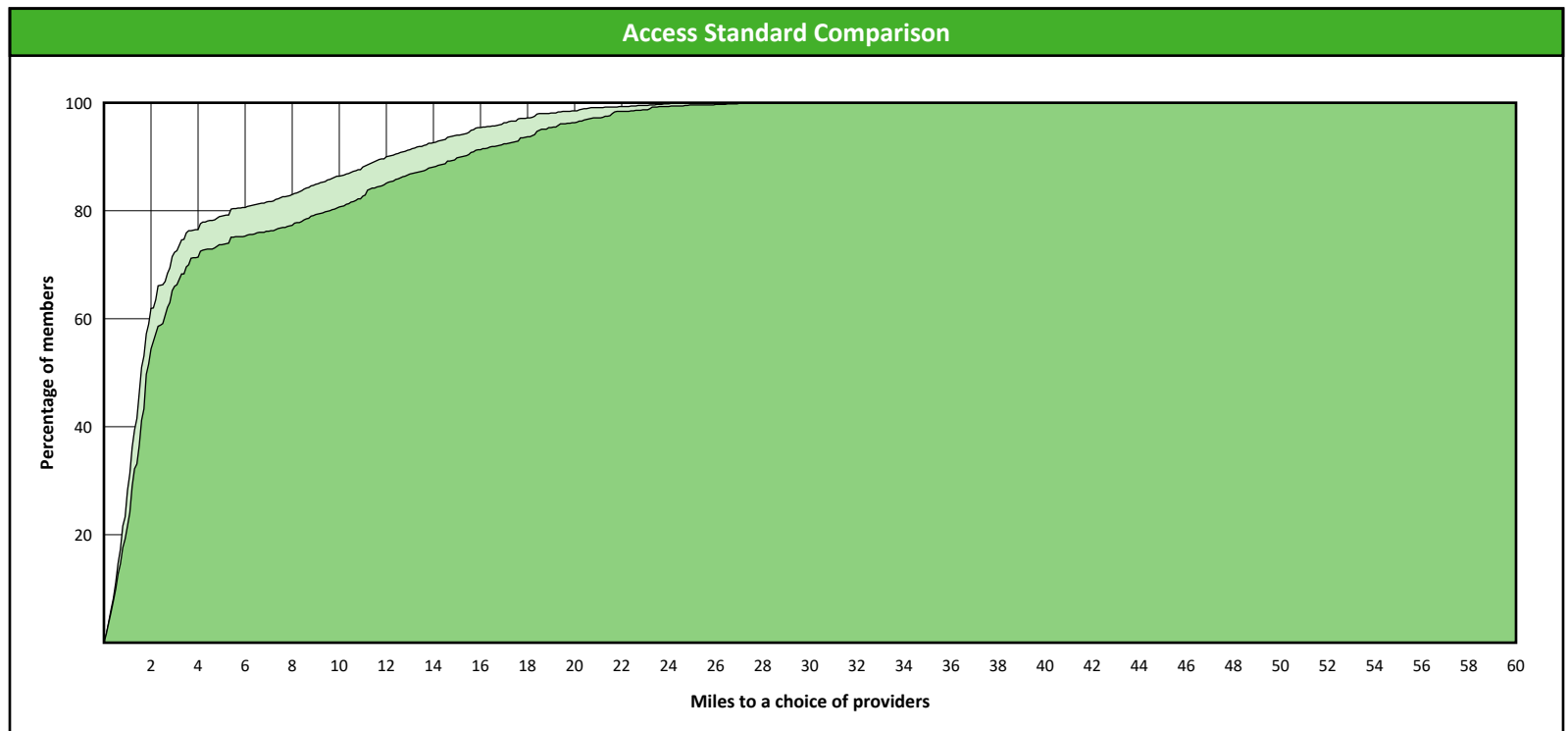
<sup>1</sup> The Access Standard is defined as (DWP Members) members accessing:

1 (DWP General Dentist) provider in 60 miles and 60 minutes



### Distances/Times

	Average
Distance/Time to 1st closest provider	3.8 miles 4.3 mins
Distance/Time to 2nd closest provider	4.9 miles 5.4 mins



# Access Overview 60 Miles

July 2, 2024

**Access Analysis**

DWP Network

**Member / Provider Groups**

DWP Members

DWP Oral Surgeon


**Comparison Graph**

Percent of members with access to a choice of providers over miles

- 1st closest
- 2nd closest

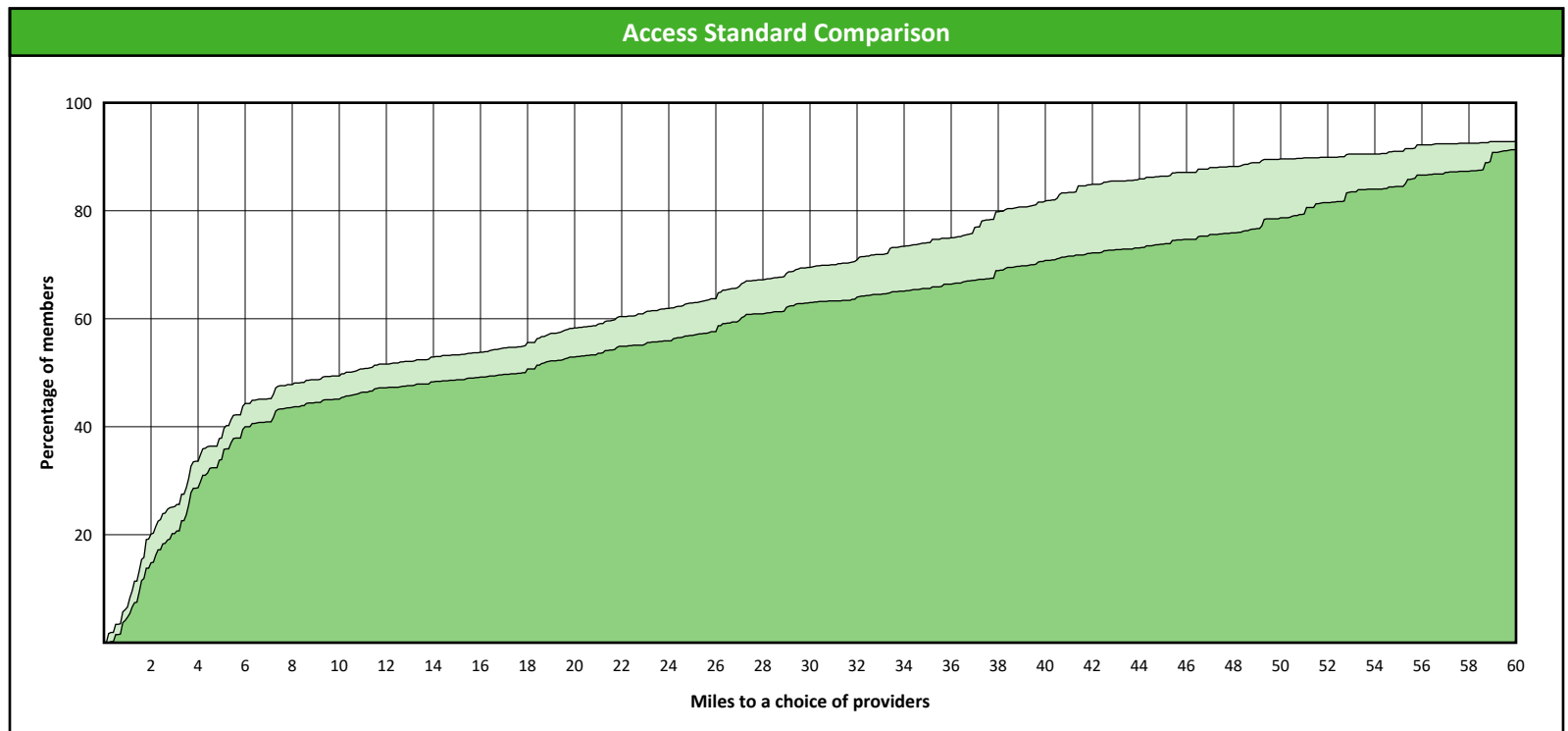
<sup>1</sup> The Access Standard is defined as (DWP Members) members accessing:

1 (DWP Oral Surgeon) provider in 60 miles and 60 minutes



### Distances/Times

	Average
Distance/Time to 1st closest provider	20.6 miles 23.9 mins
Distance/Time to 2nd closest provider	24.9 miles 29.6 mins



# Access Overview 60 Miles

July 2, 2024

**Access Analysis**

DWP Network

**Member / Provider Groups**

DWP Members

DWP Endodontist


**Comparison Graph**

Percent of members with access to a choice of providers over miles

- 1st closest
- 2nd closest

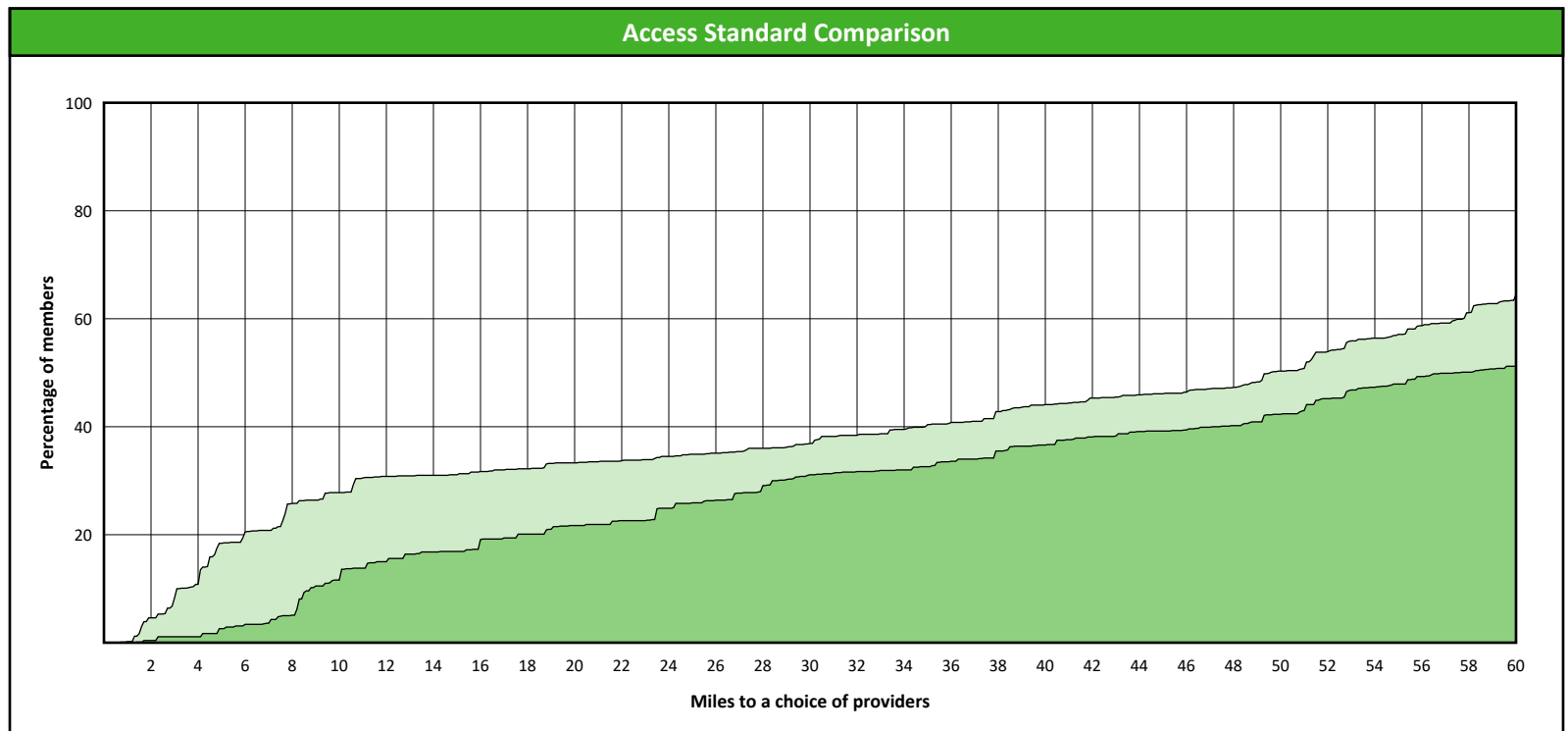
<sup>1</sup> The Access Standard is defined as (DWP Members) members accessing:

1 (DWP Endodontist) provider in 60 miles and 60 minutes



### Distances/Times

	Average
Distance/Time to 1st closest provider	46.6 miles 62.3 mins
Distance/Time to 2nd closest provider	61.8 miles 84.1 mins



# Access Overview 60 Miles

July 2, 2024

**Access Analysis**

DWP Network

**Member / Provider Groups**

DWP Members

DWP Orthodontist


**Comparison Graph**

Percent of members with access to a choice of providers over miles

- 1st closest
- 2nd closest

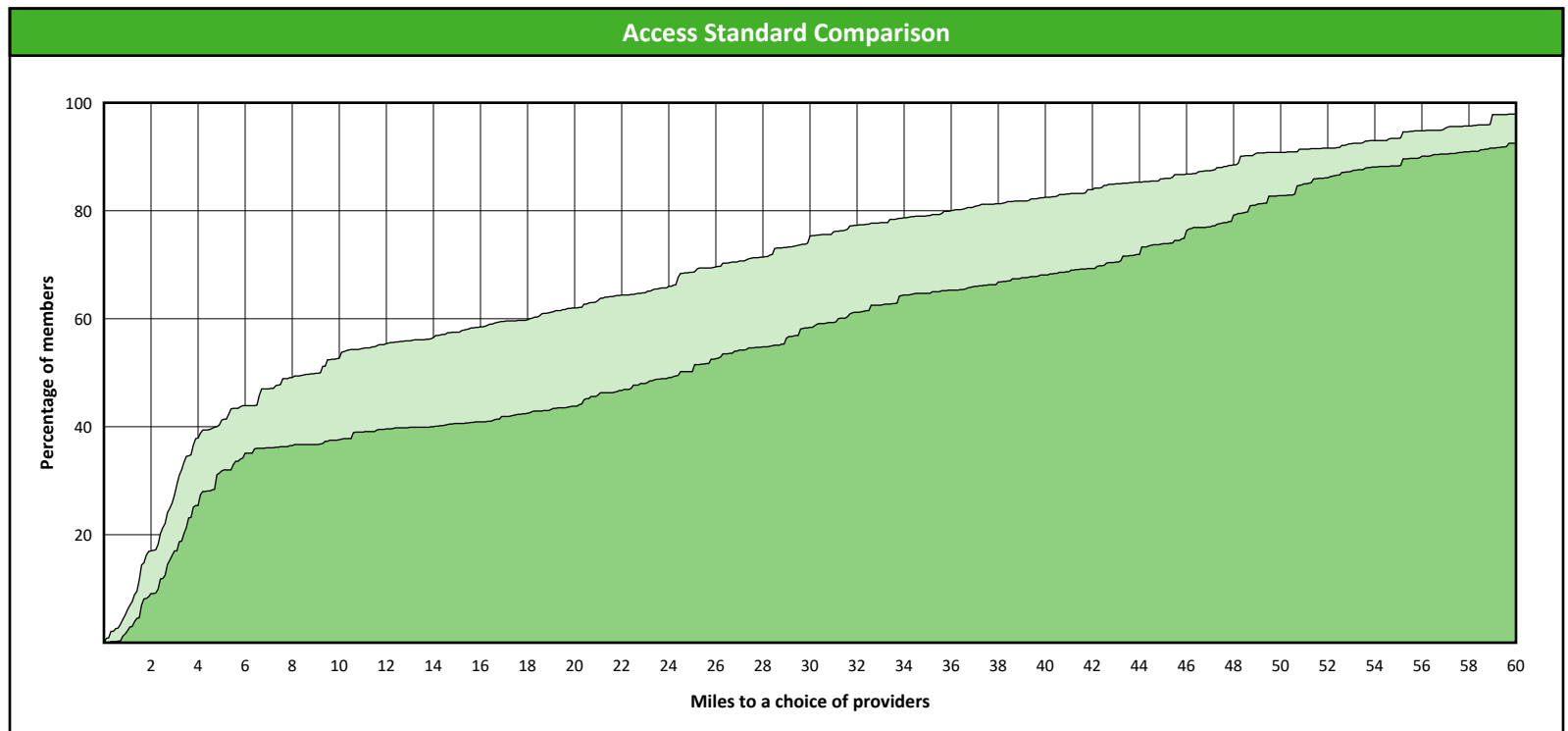
<sup>1</sup> The Access Standard is defined as (DWP Members) members accessing:

1 (DWP Orthodontist) provider in 60 miles and 60 minutes



### Distances/Times

	Average
Distance/Time to 1st closest provider	18.2 miles 20.4 mins
Distance/Time to 2nd closest provider	26.4 miles 29.8 mins



# Access Overview 60 Miles

July 2, 2024

**Access Analysis**

DWP Network

**Member / Provider Groups**

DWP Members

DWP Periodontist


**Comparison Graph**

Percent of members with access to a choice of providers over miles

- 1st closest
- 2nd closest

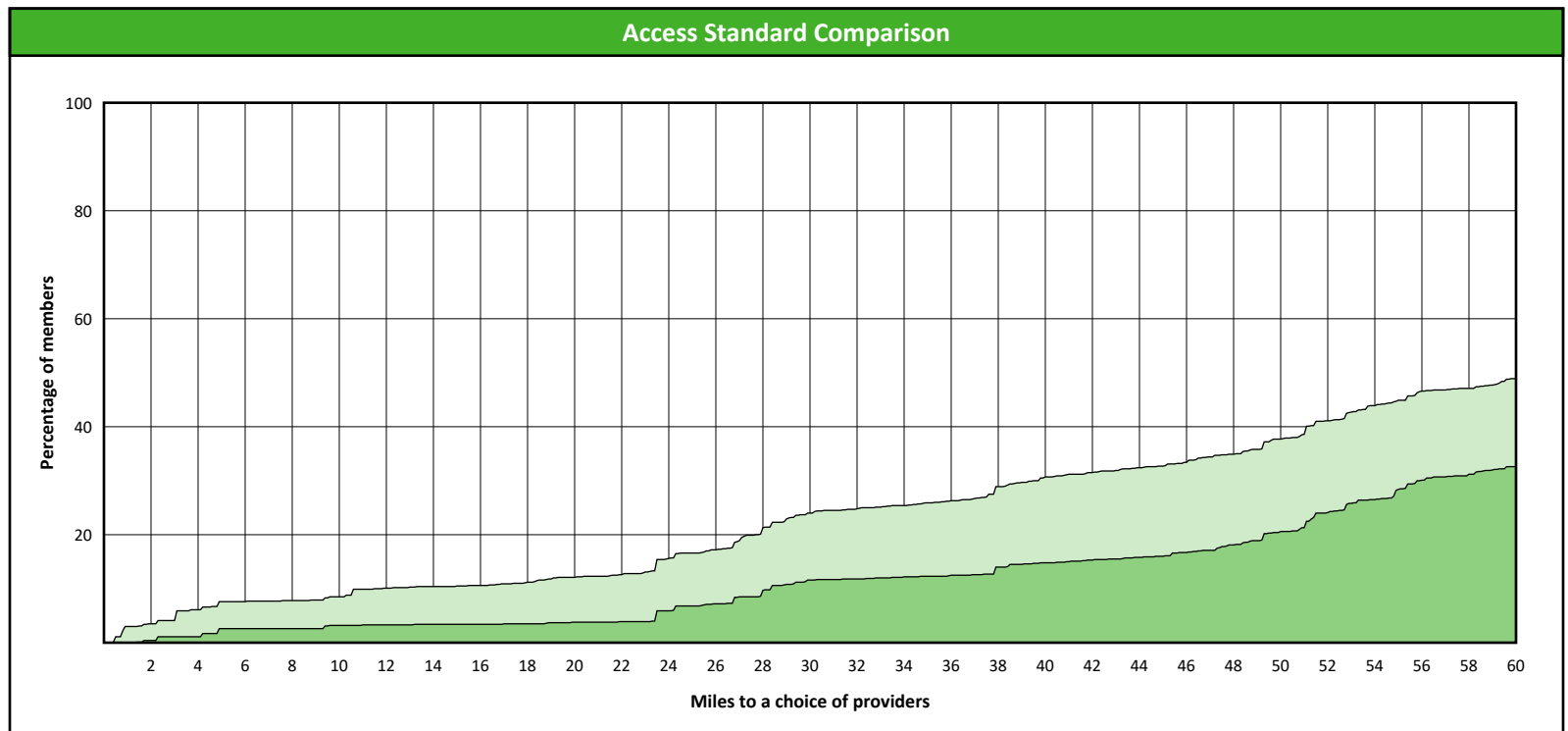
<sup>1</sup> The Access Standard is defined as (DWP Members) members accessing:

- 1 (DWP Periodontist) provider in 60 miles and 60 minutes



### Distances/Times

	Average
Distance/Time to 1st closest provider	54.4 miles 69.3 mins
Distance/Time to 2nd closest provider	66.6 miles 84.6 mins



# Access Overview 60 Miles

July 2, 2024

**Access Analysis**

DWP Network

**Member / Provider Groups**

DWP Members

DWP Prosthodontist


**Comparison Graph**

Percent of members with access to a choice of providers over miles

- 1st closest
- 2nd closest

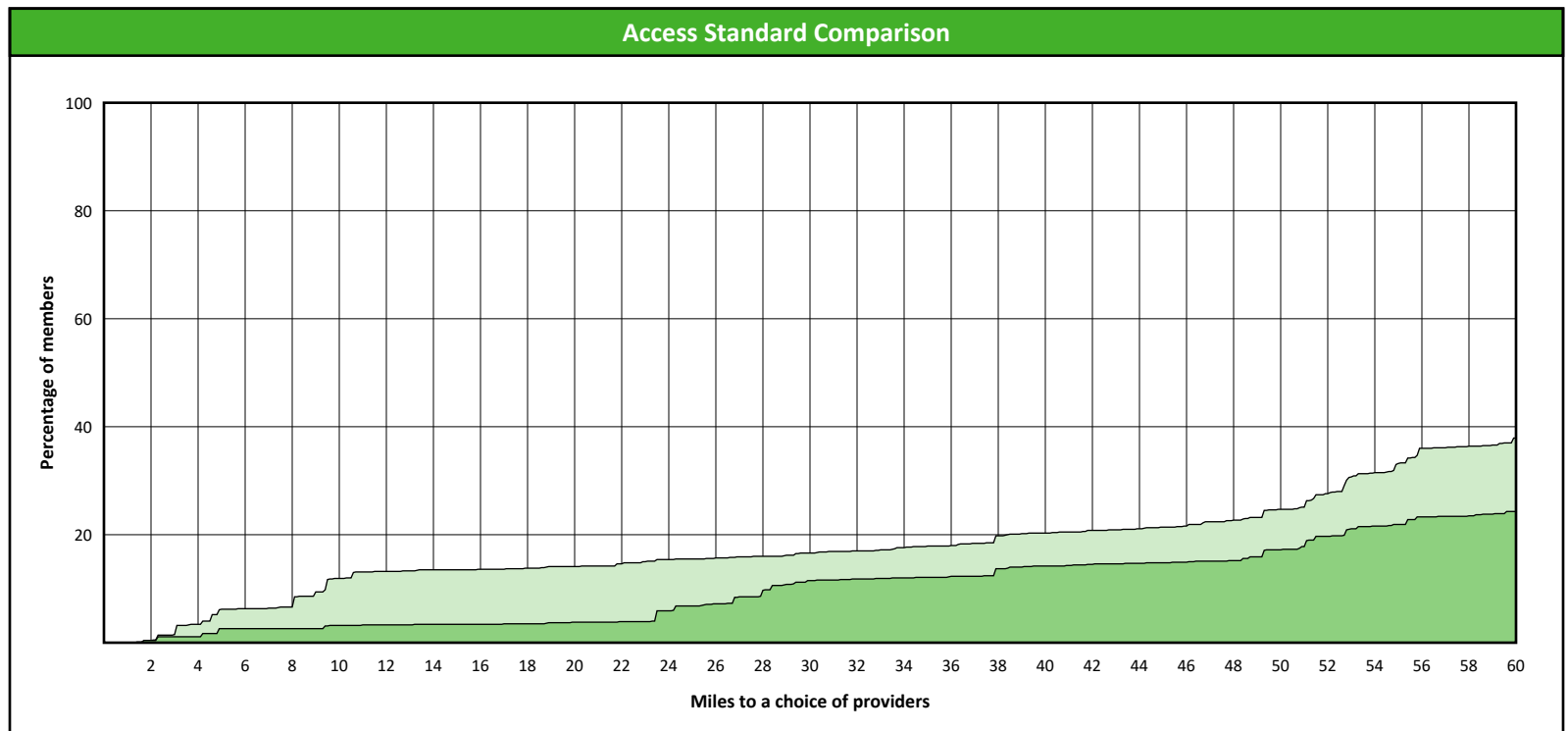
<sup>1</sup> The Access Standard is defined as (DWP Members) members accessing:

1 (DWP Prosthodontist) provider in 60 miles and 60 minutes



### Distances/Times

	Average
Distance/Time to 1st closest provider	72.8 miles 98.6 mins
Distance/Time to 2nd closest provider	107.1 miles 150.1 mins





# Access Overview 90 Miles

July 2, 2024

**Access Analysis**

DWP Network

**Member / Provider Groups**

DWP Members

DWP All Providers

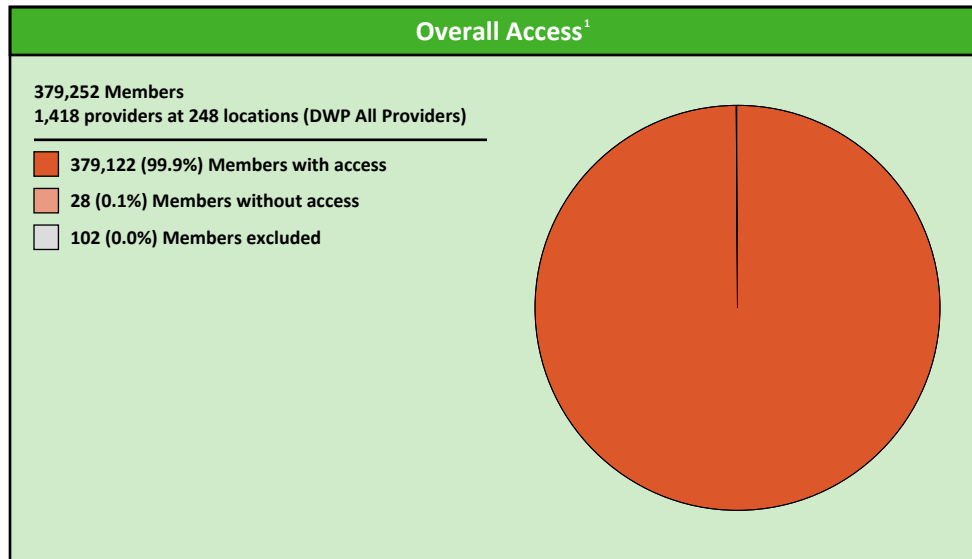
**Comparison Graph**

Percent of members with access to a choice of providers over miles

- 1st closest
- 2nd closest

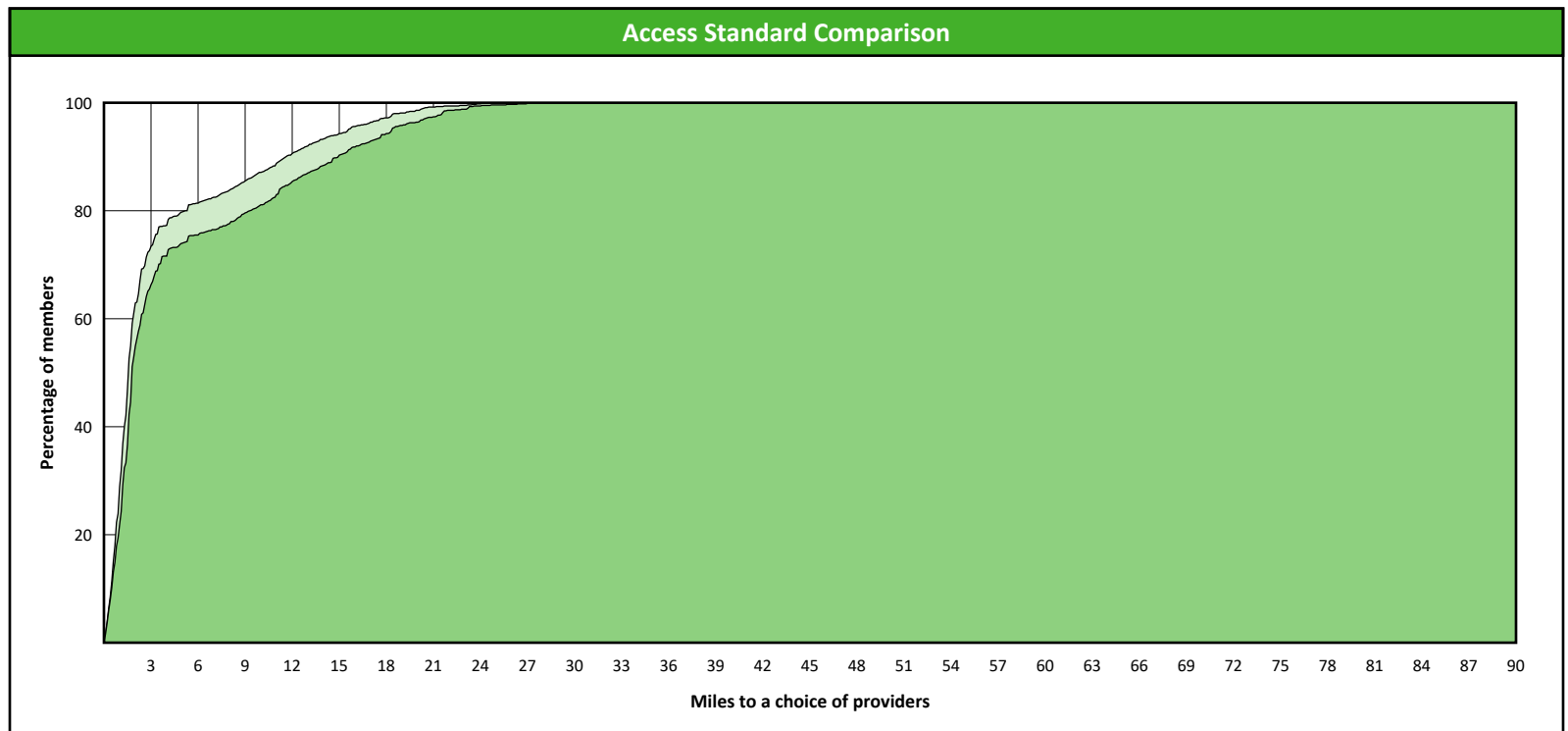
<sup>1</sup> The Access Standard is defined as (DWP Members) members accessing:

1 (DWP All Providers) provider in 90 miles and 90 minutes



### Distances/Times

	Average
Distance/Time to 1st closest provider	3.7 miles 4.2 mins
Distance/Time to 2nd closest provider	4.8 miles 5.3 mins



# Access Overview 90 Miles

July 2, 2024

**Access Analysis**

DWP Network

**Member / Provider Groups**

DWP Members

DWP General Dentist


**Comparison Graph**

Percent of members with access to a choice of providers over miles

- 1st closest
- 2nd closest

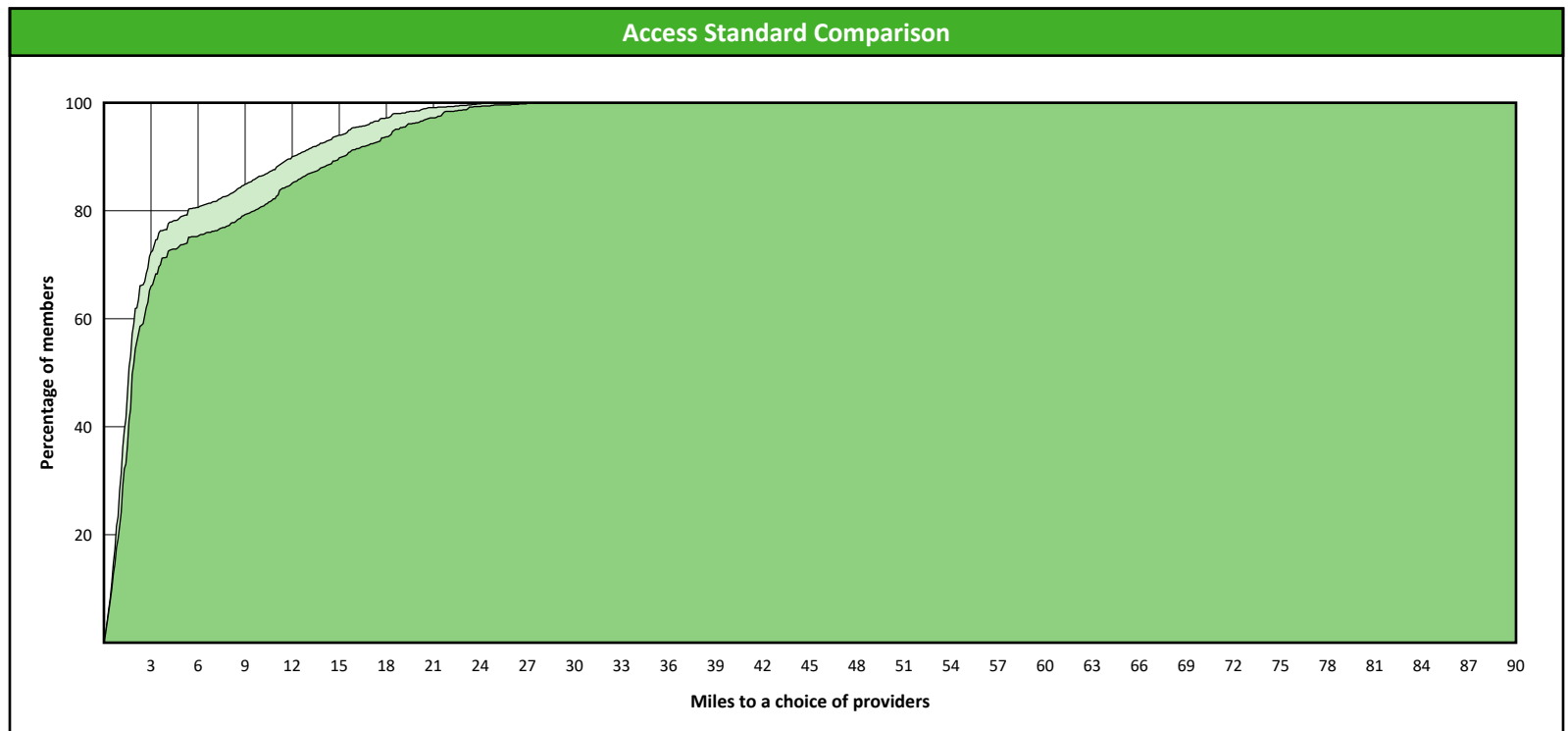
<sup>1</sup> The Access Standard is defined as (DWP Members) members accessing:

1 (DWP General Dentist) provider in 90 miles and 90 minutes



### Distances/Times

	Average
Distance/Time to 1st closest provider	3.8 miles 4.3 mins
Distance/Time to 2nd closest provider	4.9 miles 5.4 mins



# Access Overview 90 Miles

July 2, 2024

**Access Analysis**

DWP Network

**Member / Provider Groups**

DWP Members

DWP Oral Surgeon


**Comparison Graph**

Percent of members with access to a choice of providers over miles

- 1st closest
- 2nd closest

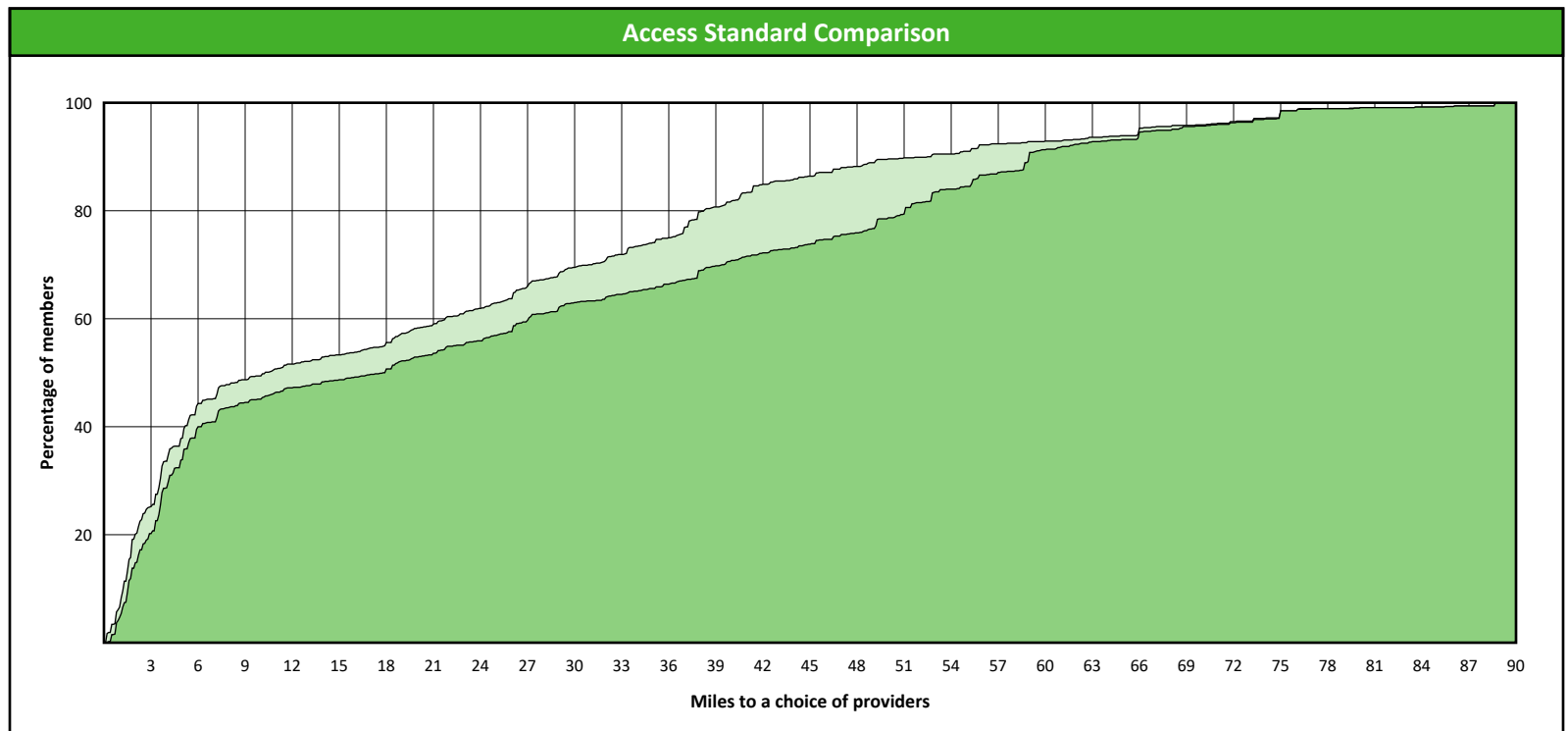
<sup>1</sup> The Access Standard is defined as (DWP Members) members accessing:

1 (DWP Oral Surgeon) provider in 90 miles and 90 minutes



### Distances/Times

	Average
Distance/Time to 1st closest provider	20.6 miles 23.9 mins
Distance/Time to 2nd closest provider	24.9 miles 29.6 mins



# Access Overview 90 Miles

July 2, 2024

**Access Analysis**

DWP Network

**Member / Provider Groups**

DWP Members

DWP Endodontist

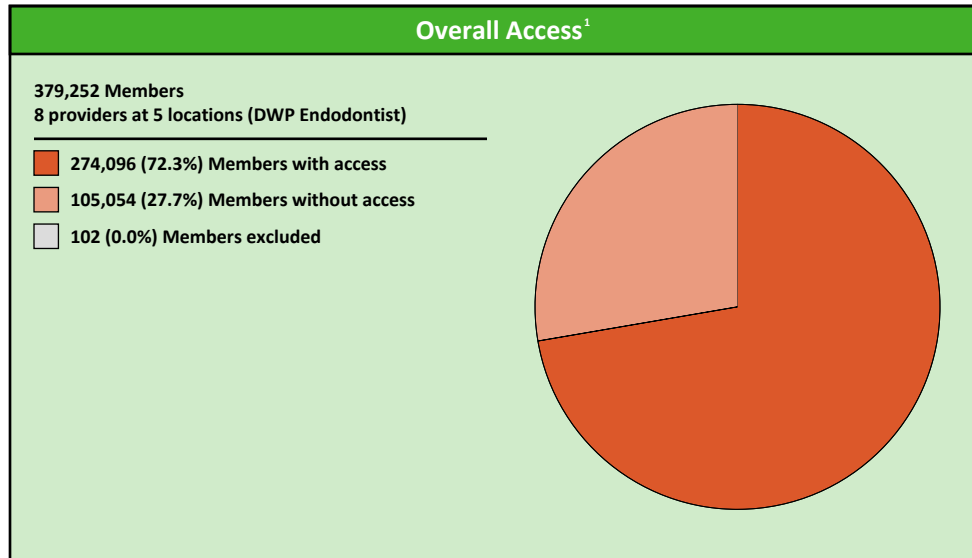
**Comparison Graph**

Percent of members with access to a choice of providers over miles

- 1st closest
- 2nd closest

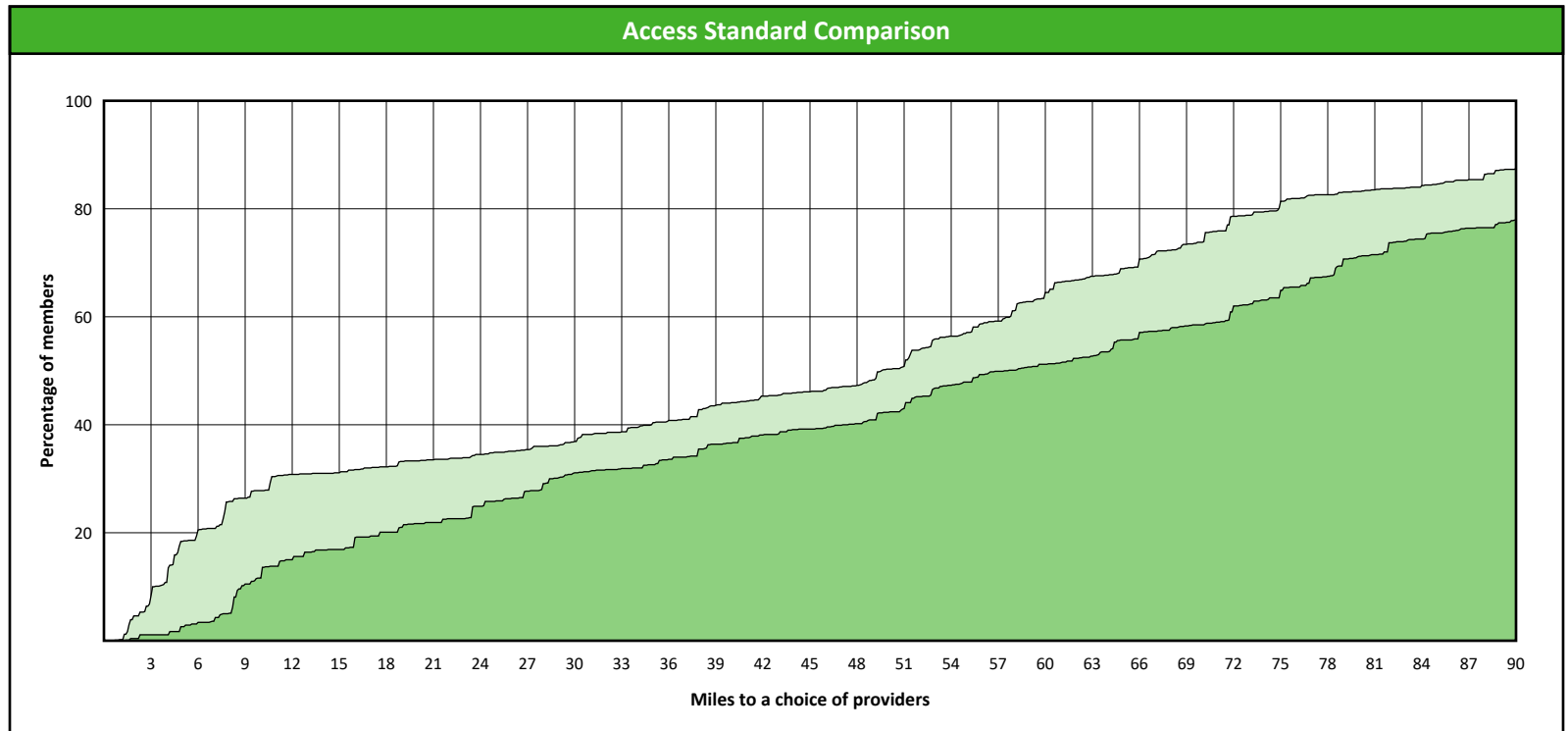
<sup>1</sup> The Access Standard is defined as (DWP Members) members accessing:

1 (DWP Endodontist) provider in 90 miles and 90 minutes



### Distances/Times

	Average
Distance/Time to 1st closest provider	46.6 miles 62.3 mins
Distance/Time to 2nd closest provider	61.8 miles 84.1 mins



# Access Overview 90 Miles

July 2, 2024

**Access Analysis**

DWP Network

**Member / Provider Groups**

DWP Members

DWP Orthodontist


**Comparison Graph**

Percent of members with access to a choice of providers over miles

- 1st closest
- 2nd closest

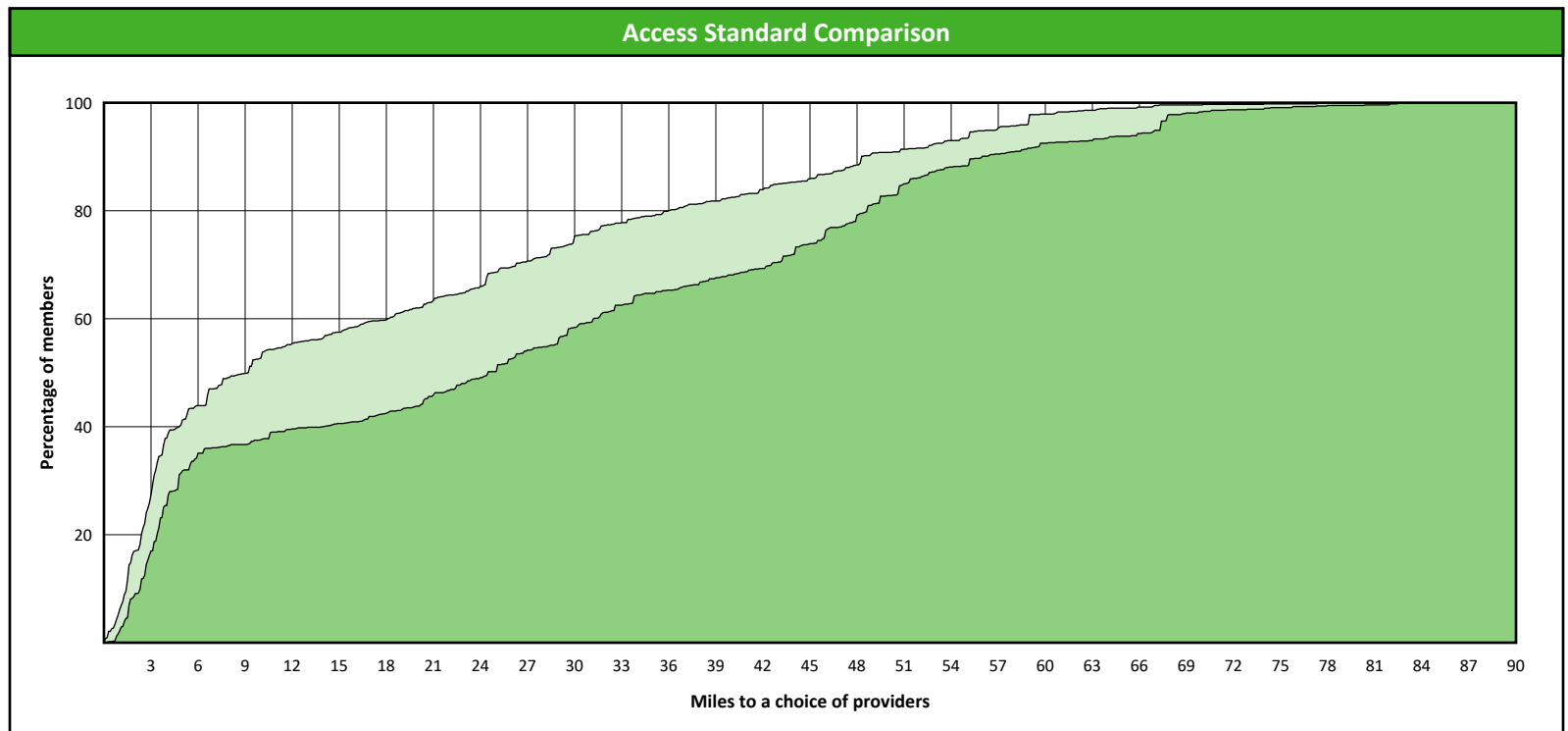
<sup>1</sup> The Access Standard is defined as (DWP Members) members accessing:

1 (DWP Orthodontist) provider in 90 miles and 90 minutes



### Distances/Times

	Average
Distance/Time to 1st closest provider	18.2 miles 20.4 mins
Distance/Time to 2nd closest provider	26.4 miles 29.8 mins



# Access Overview 90 Miles

July 2, 2024

**Access Analysis**

DWP Network

**Member / Provider Groups**

DWP Members

DWP Periodontist

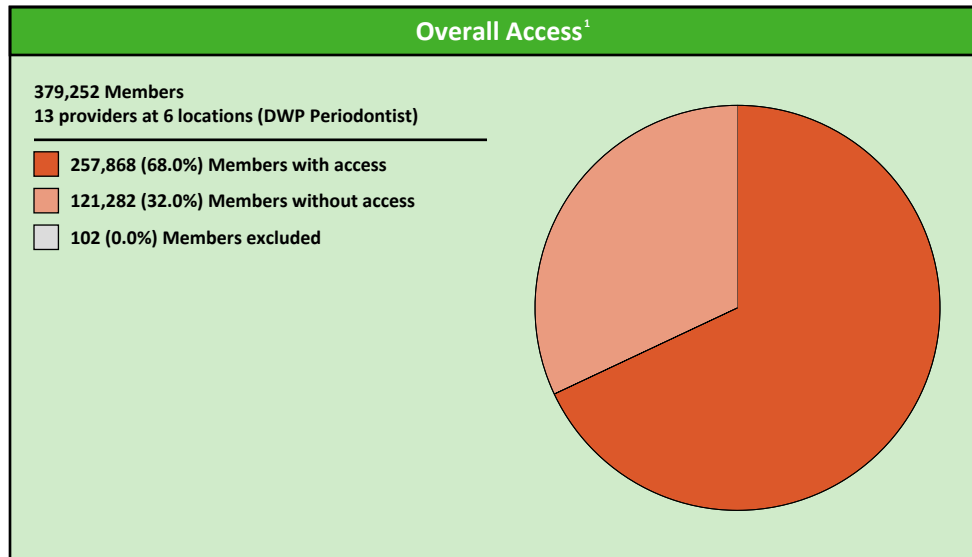
**Comparison Graph**

Percent of members with access to a choice of providers over miles

- 1st closest
- 2nd closest

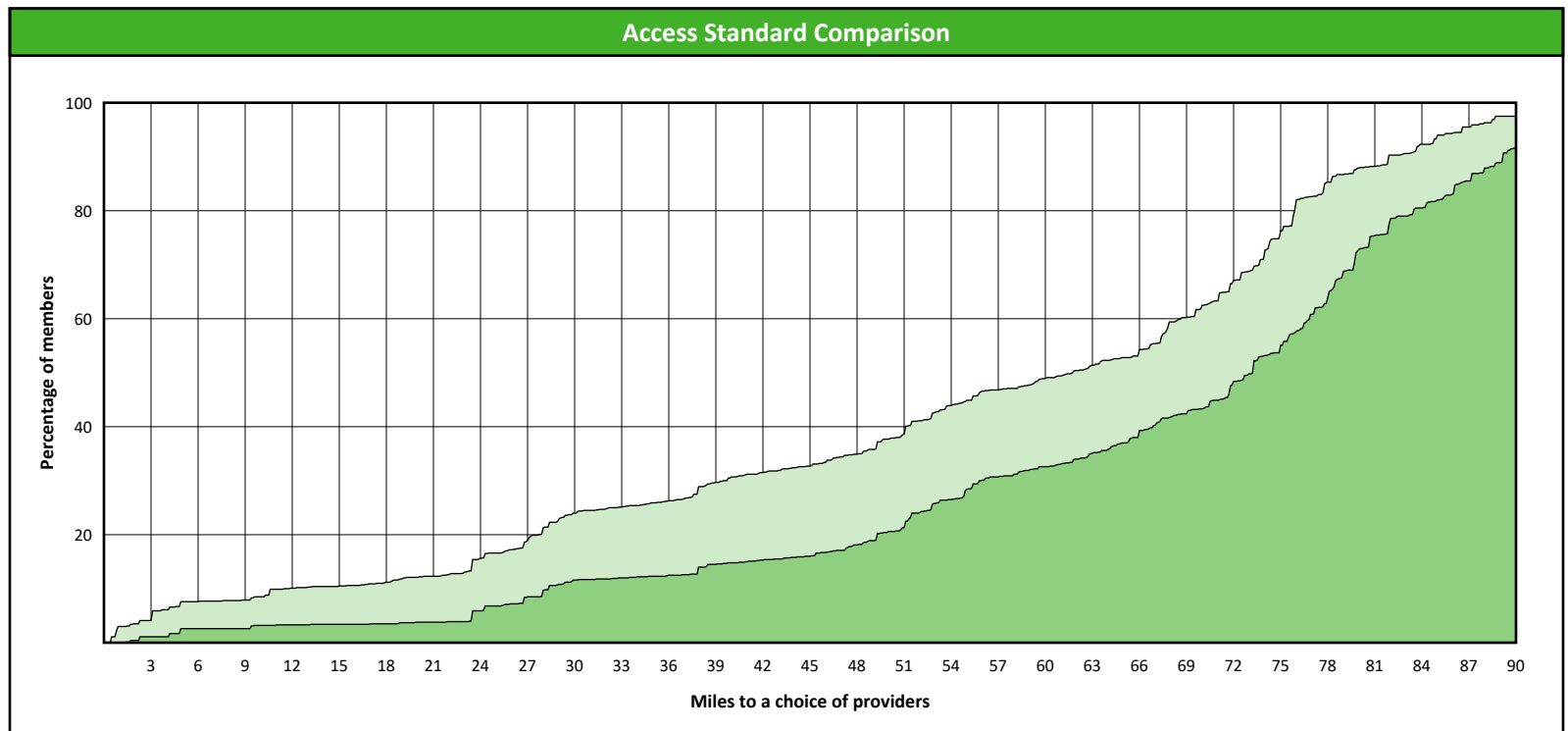
<sup>1</sup> The Access Standard is defined as (DWP Members) members accessing:

- 1 (DWP Periodontist) provider in 90 miles and 90 minutes



### Distances/Times

	Average
Distance/Time to 1st closest provider	54.4 miles 69.3 mins
Distance/Time to 2nd closest provider	66.6 miles 84.6 mins



# Access Overview 90 Miles

July 2, 2024

**Access Analysis**

DWP Network

**Member / Provider Groups**

DWP Members

DWP Prosthodontist


**Comparison Graph**

Percent of members with access to a choice of providers over miles

- 1st closest
- 2nd closest

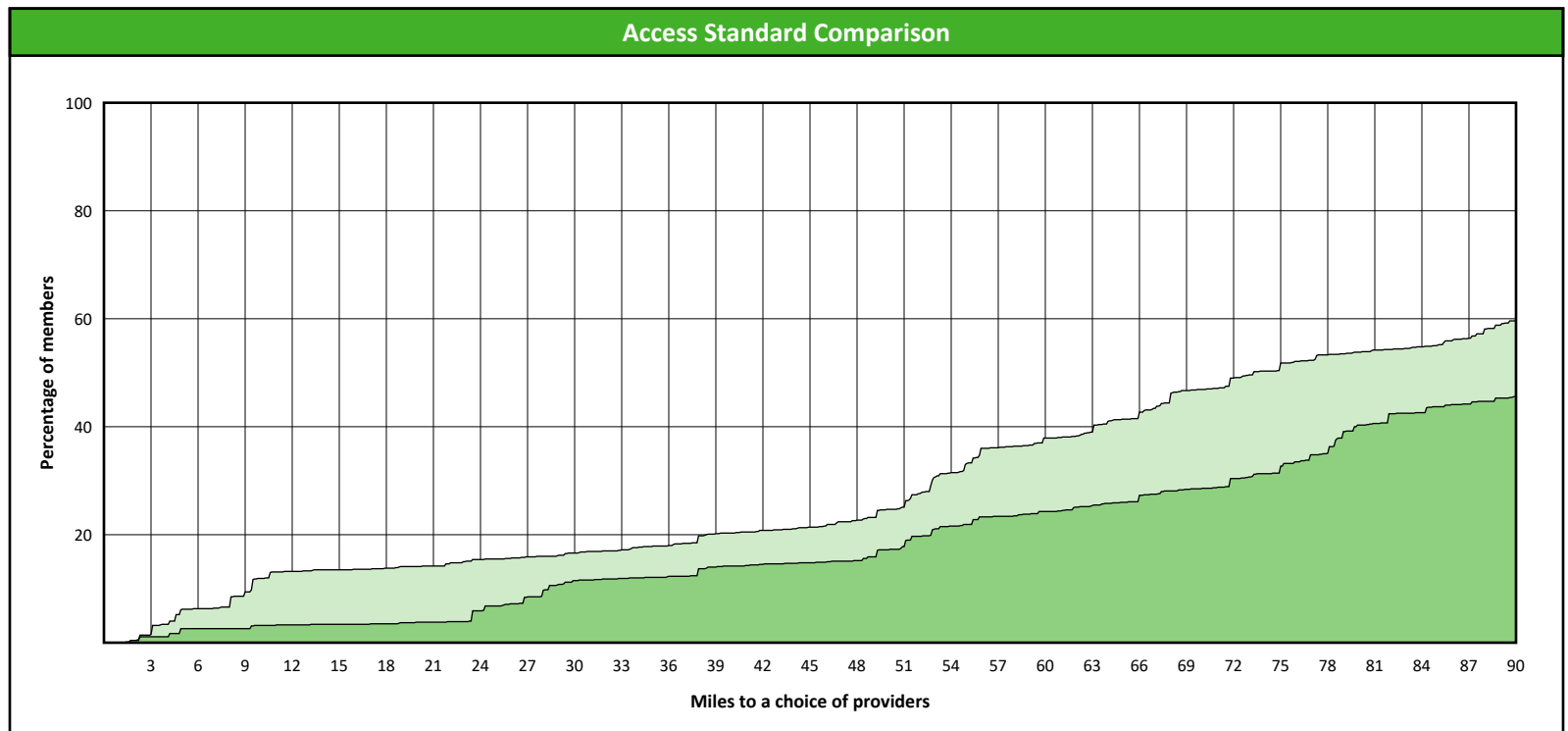
<sup>1</sup> The Access Standard is defined as (DWP Members) members accessing:

1 (DWP Prosthodontist) provider in 90 miles and 90 minutes



### Distances/Times

	Average
Distance/Time to 1st closest provider	72.8 miles 98.6 mins
Distance/Time to 2nd closest provider	107.1 miles 150.1 mins



# DWP General Dentist Access Map

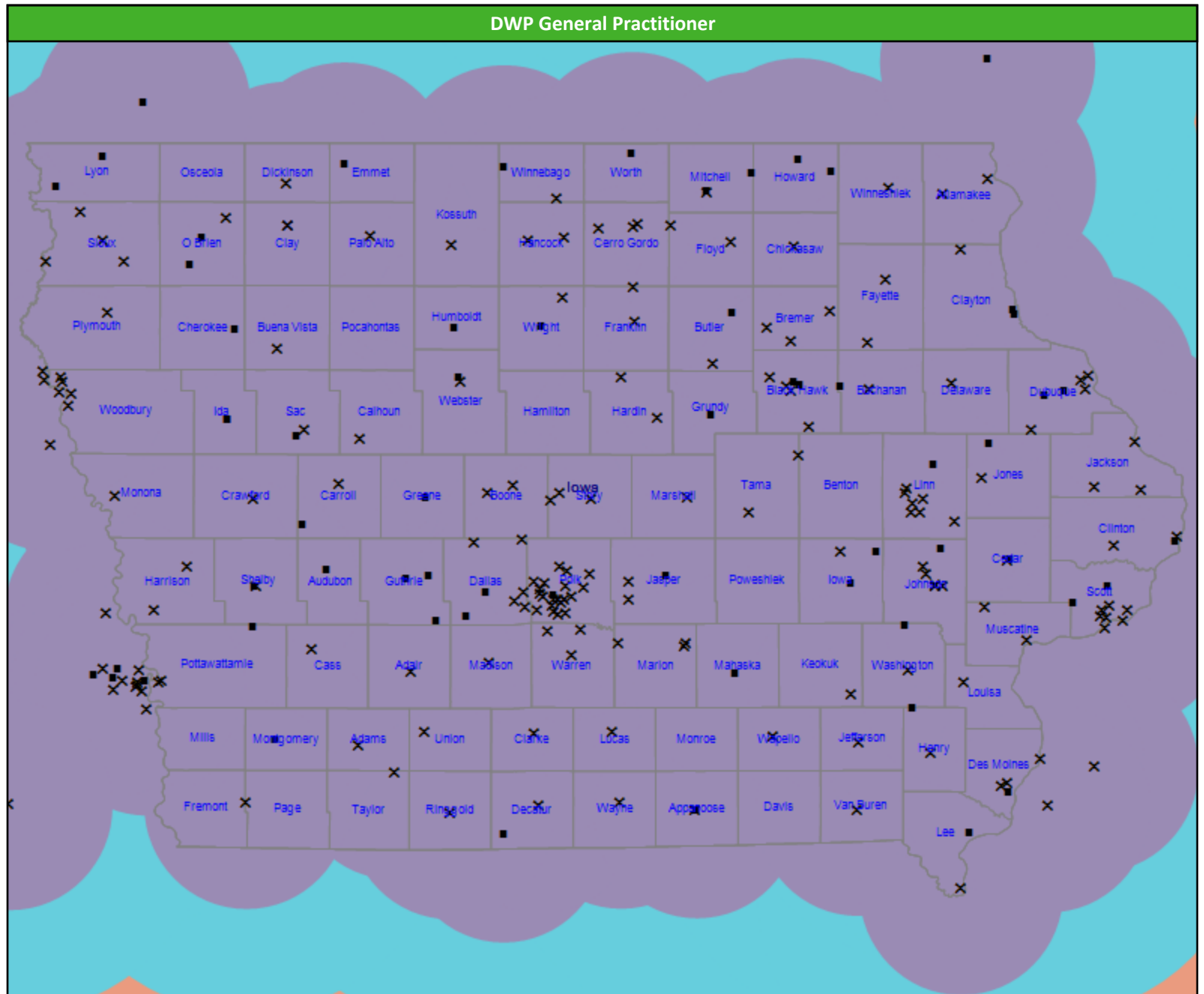
July 2, 2024

## DWP General Dentist

1,101 providers at 236 locations

- Single providers (62)
- ✕ Multiple providers (174)
- 30 mile radius
- 60 mile radius
- 90 mile radius

41.42 miles





# DWP Oral Surgeon Access Map

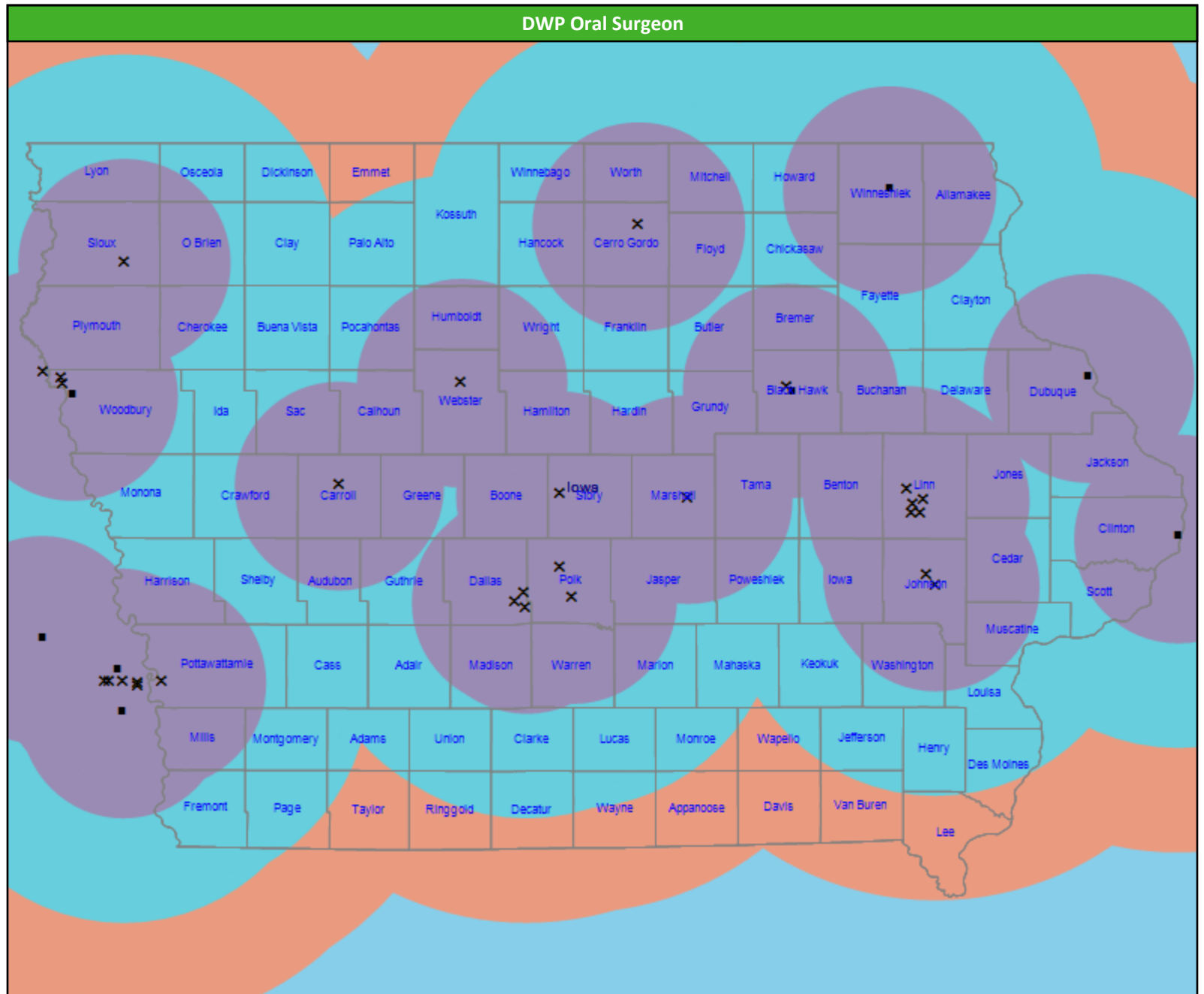
July 2, 2024

## DWP Oral Surgeon

174 providers at 36 locations

- Single providers (8)
- ✕ Multiple providers (28)
- 30 mile radius
- 60 mile radius
- 90 mile radius

41.42 miles



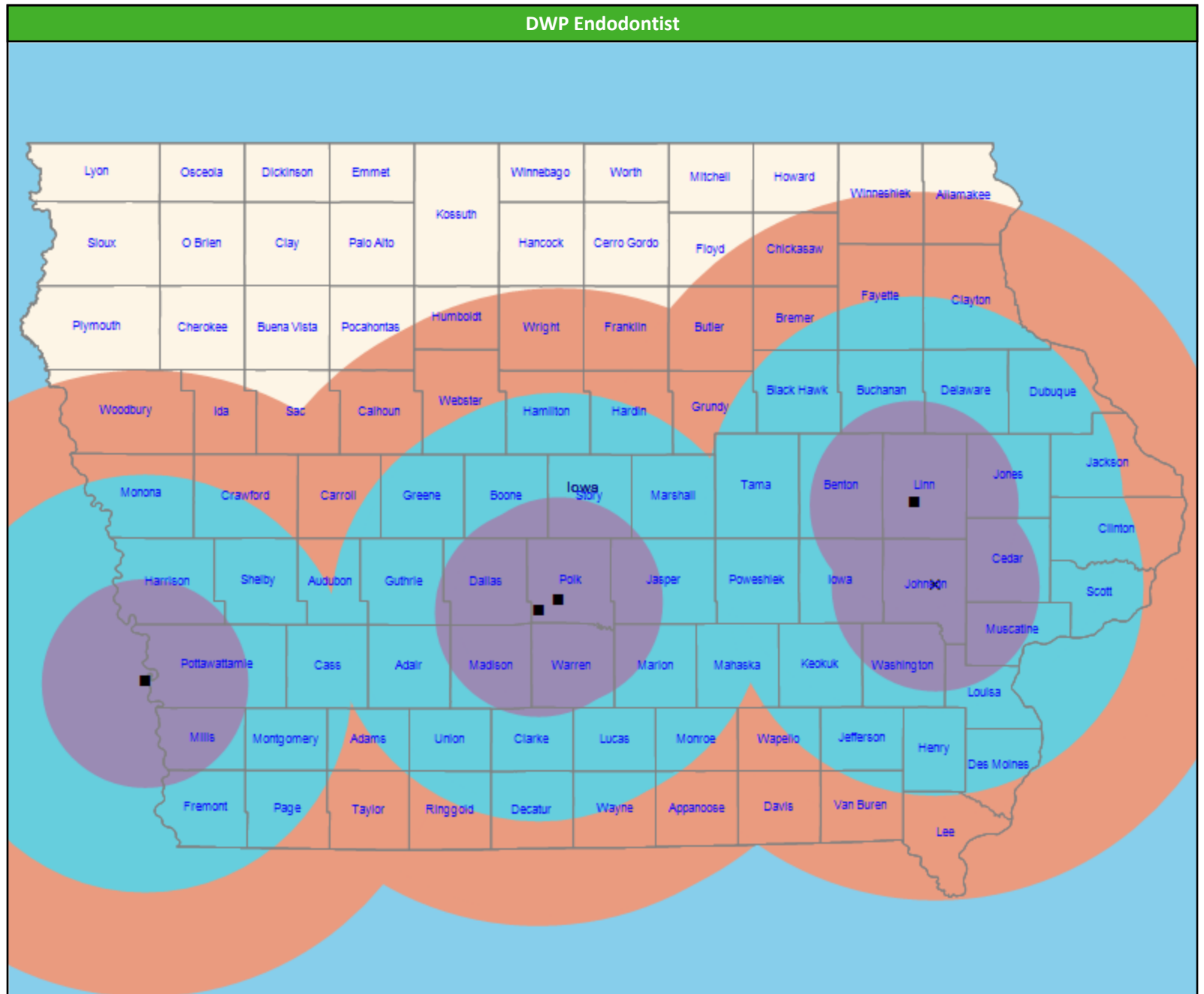
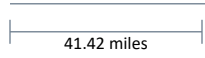
# DWP Endodontist Access Map

July 2, 2024

## DWP Endodontist

8 providers at 5 locations

- Single providers (4)
- × Multiple providers (1)
- 30 mile radius
- 60 mile radius
- 90 mile radius



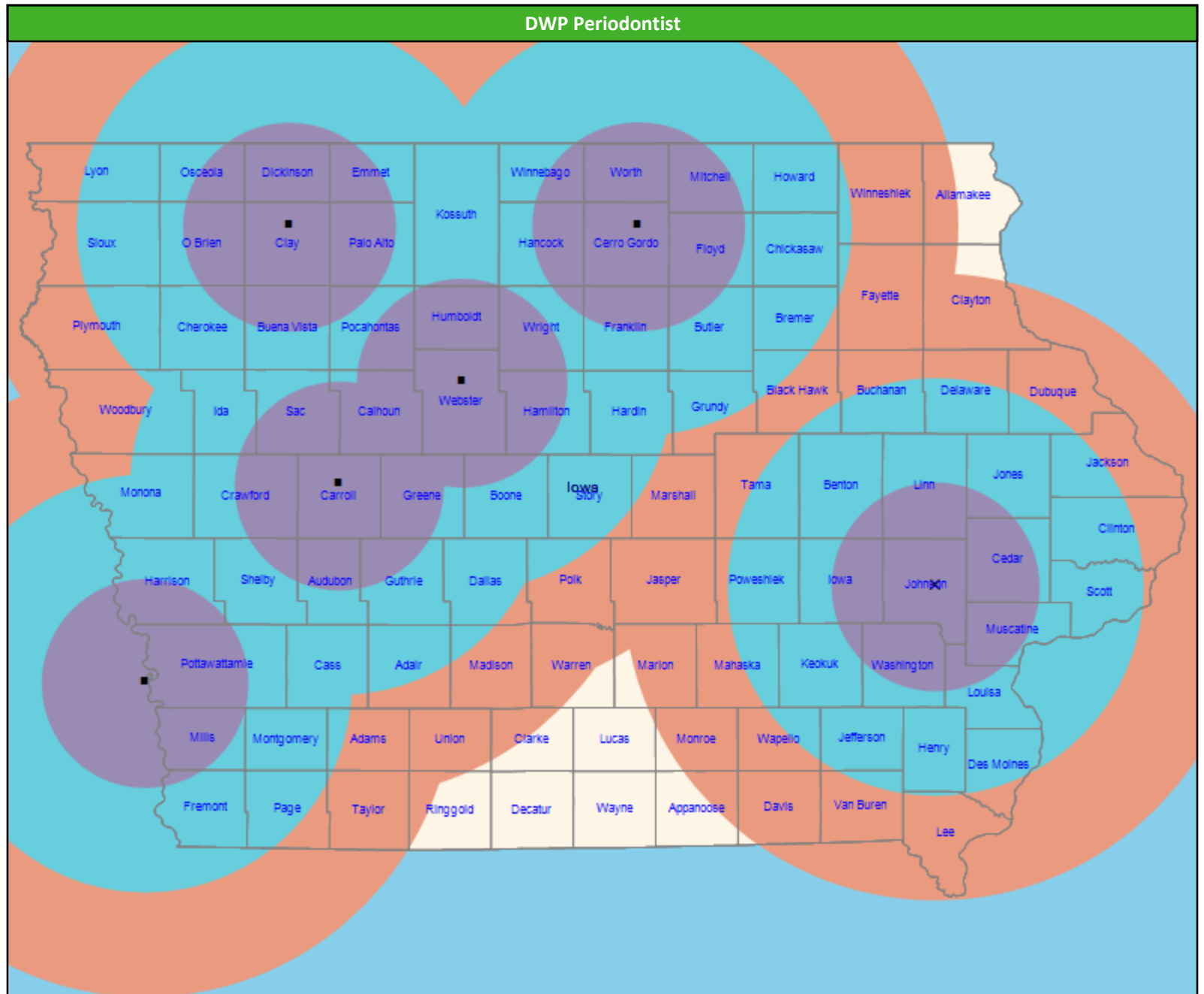
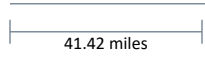
# DWP Periodontist Access Map

July 2, 2024

## DWP Periodontist

13 providers at 6 locations

- Single providers (5)
- ✕ Multiple providers (1)
- 30 mile radius
- 60 mile radius
- 90 mile radius



# DWP Prosthodontist Access Map

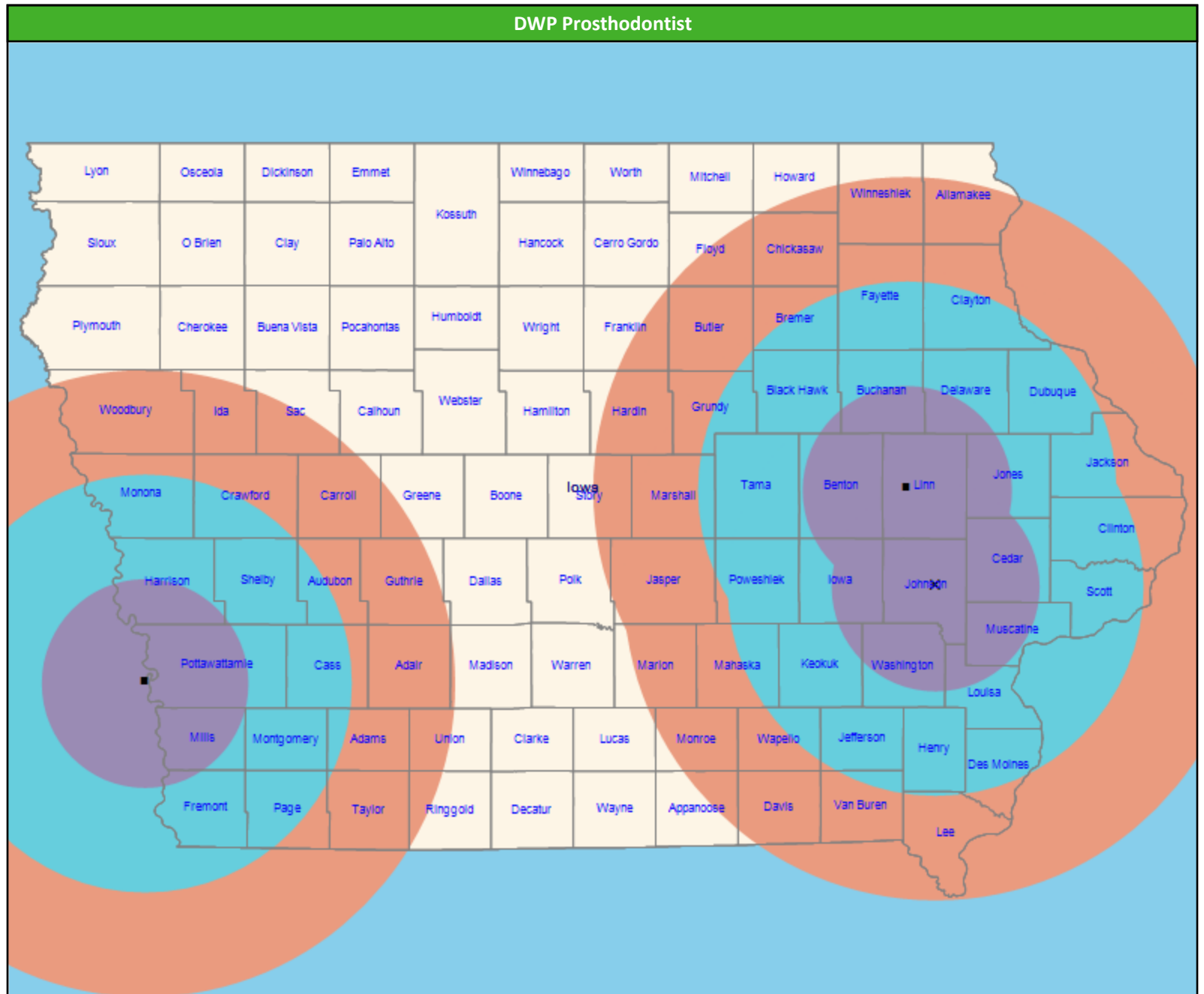
July 2, 2024

## DWP Prosthodontist

23 providers at 3 locations

- Single providers (2)
- × Multiple providers (1)
- 30 mile radius
- 60 mile radius
- 90 mile radius

41.42 miles



# DWP Orthodontist Access Map

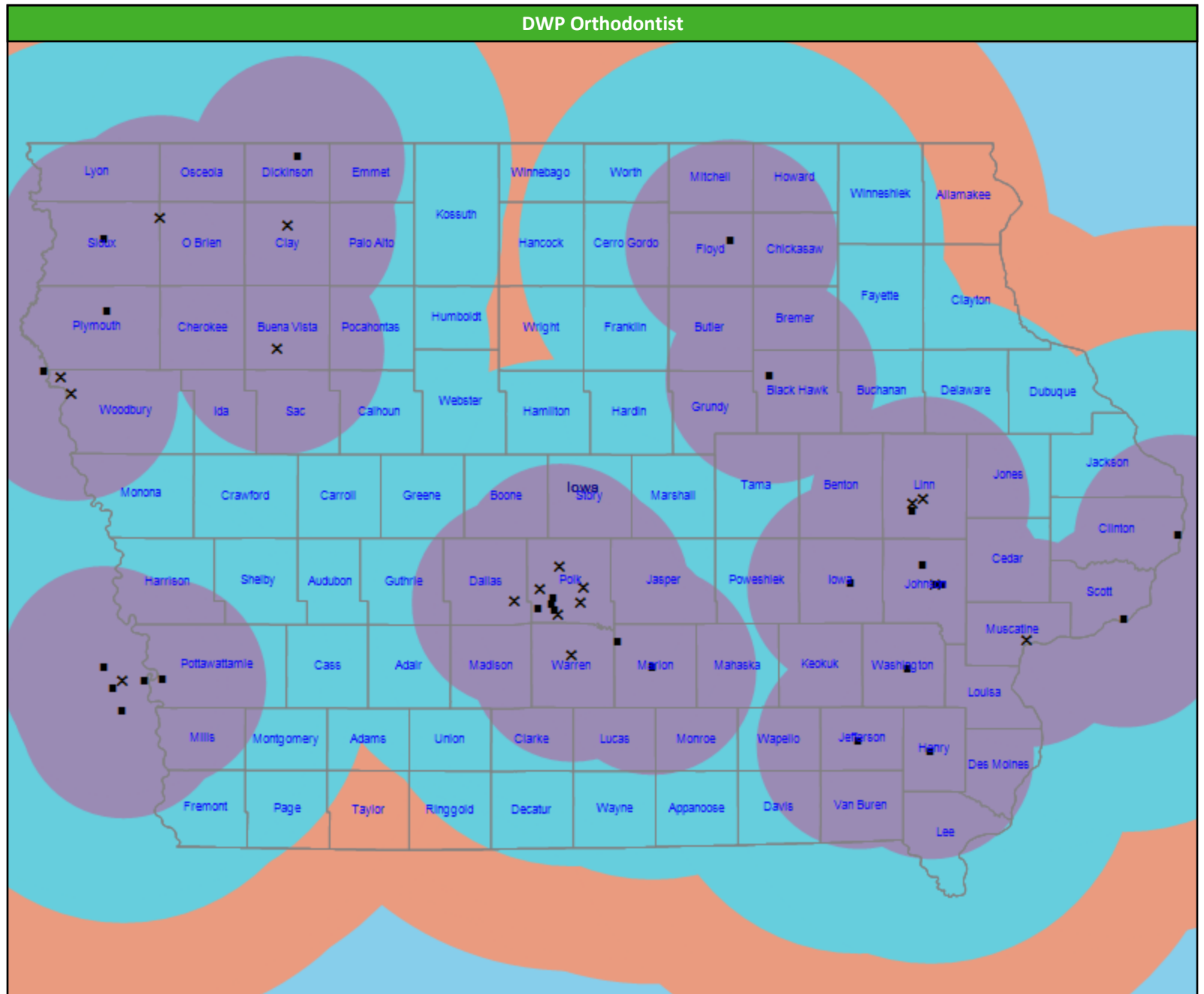
July 2, 2024

## DWP Orthodontist

98 providers at 44 locations

- Single providers (27)
- ✕ Multiple providers (17)
- 30 mile radius
- 60 mile radius
- 90 mile radius

41.42 miles



### Access Summary By State

July 2, 2024

**Access Analysis**

DWP Network

**Member Group**

DWP Members

**Provider Group**

- DWP All Providers
- DWP General Dentist
- DWP Oral Surgeon
- DWP Endodontist
- DWP Orthodontist
- DWP Periodontist
- DWP Prosthodontist

<sup>1</sup> Provider counts represent:

P: Unique providers

L: Unique provider locations

\*\* These records have been excluded from the analysis because of invalid zip codes.

All Members												
Member		Provider		With Access		Without Access		Counts <sup>1</sup>		Average Distance		Average Time
Group	#	Group	Standard	#	%	#	%	P	L	1	2	1
DWP Members	379,150	DWP All Providers	1 in 30 miles and 3...	379,083	99.9	67	0.1	1,418	248	3.7	4.8	4.2
		DWP General De...	1 in 30 miles and 3...	379,083	99.9	67	0.1	1,101	236	3.8	4.9	4.3
		DWP General De...	1 in 60 miles and 6...	379,117	99.9	33	0.1	1,101	236	3.8	4.9	4.3
		DWP General De...	1 in 90 miles and 9...	379,122	99.9	28	0.1	1,101	236	3.8	4.9	4.3
		DWP Oral Surgeon	1 in 30 miles and 3...	251,445	66.3	127,705	33.7	174	36	20.6	24.9	23.9
		DWP Oral Surgeon	1 in 60 miles and 6...	341,556	90.1	37,594	9.9	174	36	20.6	24.9	23.9
		DWP Oral Surgeon	1 in 90 miles and 9...	372,025	98.1	7,125	1.9	174	36	20.6	24.9	23.9
		DWP Endodontist	1 in 30 miles and 3...	129,462	34.1	249,688	65.9	8	5	46.6	61.8	62.3
		DWP Endodontist	1 in 60 miles and 6...	177,710	46.9	201,440	53.1	8	5	46.6	61.8	62.3
		DWP Endodontist	1 in 90 miles and 9...	274,096	72.3	105,054	27.7	8	5	46.6	61.8	62.3
		DWP Orthodontist	1 in 30 miles and 3...	268,678	70.9	110,472	29.1	98	44	18.2	26.4	20.4
		DWP Orthodontist	1 in 60 miles and 6...	353,009	93.1	26,141	6.9	98	44	18.2	26.4	20.4
		DWP Orthodontist	1 in 90 miles and 9...	379,116	99.9	34	0.1	98	44	18.2	26.4	20.4
		DWP Periodontist	1 in 30 miles and 3...	55,797	14.7	323,353	85.3	13	6	54.4	66.6	69.3
		DWP Periodontist	1 in 60 miles and 6...	139,292	36.7	239,858	63.3	13	6	54.4	66.6	69.3
		DWP Periodontist	1 in 90 miles and 9...	257,868	68.0	121,282	32.0	13	6	54.4	66.6	69.3
		DWP Prosthodo...	1 in 30 miles and 3...	56,748	15.0	322,402	85.0	23	3	72.8	107.1	98.6
		DWP Prosthodo...	1 in 60 miles and 6...	83,268	22.0	295,882	78.0	23	3	72.8	107.1	98.6
		DWP Prosthodo...	1 in 90 miles and 9...	158,420	41.8	220,730	58.2	23	3	72.8	107.1	98.6

Key Geographic Areas										
State Name	Member	Provider		With Access		Without Access		Average Distance		Average Time
	#	Group	Standard	#	%	#	%	1	2	1
Iowa	379,106	DWP All Providers	1 in 30 miles and 30 mins	379,077	99.9	29	0.1	3.7	4.8	4.1
		DWP General Dentist	1 in 30 miles and 30 mins	379,077	99.9	29	0.1	3.8	4.8	4.3
		DWP General Dentist	1 in 60 miles and 60 mins	379,106	100.0	0	0.0	3.8	4.8	4.3
		DWP General Dentist	1 in 90 miles and 90 mins	379,106	100.0	0	0.0	3.8	4.8	4.3
		DWP Oral Surgeon	1 in 30 miles and 30 mins	251,440	66.3	127,666	33.7	20.6	24.9	23.9
		DWP Oral Surgeon	1 in 60 miles and 60 mins	341,549	90.1	37,557	9.9	20.6	24.9	23.9
		DWP Oral Surgeon	1 in 90 miles and 90 mins	372,015	98.1	7,091	1.9	20.6	24.9	23.9
		DWP Endodontist	1 in 30 miles and 30 mins	129,459	34.1	249,647	65.9	46.6	61.8	62.3
		DWP Endodontist	1 in 60 miles and 60 mins	177,706	46.9	201,400	53.1	46.6	61.8	62.3
		DWP Endodontist	1 in 90 miles and 90 mins	274,092	72.3	105,014	27.7	46.6	61.8	62.3
		DWP Orthodontist	1 in 30 miles and 30 mins	268,673	70.9	110,433	29.1	18.2	26.4	20.4
		DWP Orthodontist	1 in 60 miles and 60 mins	353,002	93.1	26,104	6.9	18.2	26.4	20.4
		DWP Orthodontist	1 in 90 miles and 90 mins	379,105	99.9	1	0.1	18.2	26.4	20.4
		DWP Periodontist	1 in 30 miles and 30 mins	55,794	14.7	323,312	85.3	54.4	66.6	69.2
		DWP Periodontist	1 in 60 miles and 60 mins	139,287	36.7	239,819	63.3	54.4	66.6	69.2
		DWP Periodontist	1 in 90 miles and 90 mins	257,861	68.0	121,245	32.0	54.4	66.6	69.2

## Access Summary By City

July 2, 2024

**Access Analysis**

DWP Network

**Member Group**

DWP Members

**Provider Group**

- DWP All Providers
- DWP General Dentist
- DWP Oral Surgeon
- DWP Endodontist
- DWP Orthodontist
- DWP Periodontist
- DWP Prosthodontist

<sup>1</sup> Provider counts represent:

P: Unique providers

L: Unique provider locations

\*\* These records have been excluded from the analysis because of invalid zip codes.

All Members												
Member		Provider		With Access		Without Access		Counts <sup>1</sup>		Average Distance		Average Time
Group	#	Group	Standard	#	%	#	%	P	L	1	2	1
DWP Members	379,150	DWP All Providers	1 in 30 miles and 3...	379,083	99.9	67	0.1	1,418	248	3.7	4.8	4.2
		DWP General De...	1 in 30 miles and 3...	379,083	99.9	67	0.1	1,101	236	3.8	4.9	4.3
		DWP General De...	1 in 60 miles and 6...	379,117	99.9	33	0.1	1,101	236	3.8	4.9	4.3
		DWP General De...	1 in 90 miles and 9...	379,122	99.9	28	0.1	1,101	236	3.8	4.9	4.3
		DWP Oral Surgeon	1 in 30 miles and 3...	251,445	66.3	127,705	33.7	174	36	20.6	24.9	23.9
		DWP Oral Surgeon	1 in 60 miles and 6...	341,556	90.1	37,594	9.9	174	36	20.6	24.9	23.9
		DWP Oral Surgeon	1 in 90 miles and 9...	372,025	98.1	7,125	1.9	174	36	20.6	24.9	23.9
		DWP Endodontist	1 in 30 miles and 3...	129,462	34.1	249,688	65.9	8	5	46.6	61.8	62.3
		DWP Endodontist	1 in 60 miles and 6...	177,710	46.9	201,440	53.1	8	5	46.6	61.8	62.3
		DWP Endodontist	1 in 90 miles and 9...	274,096	72.3	105,054	27.7	8	5	46.6	61.8	62.3
		DWP Orthodontist	1 in 30 miles and 3...	268,678	70.9	110,472	29.1	98	44	18.2	26.4	20.4
		DWP Orthodontist	1 in 60 miles and 6...	353,009	93.1	26,141	6.9	98	44	18.2	26.4	20.4
		DWP Orthodontist	1 in 90 miles and 9...	379,116	99.9	34	0.1	98	44	18.2	26.4	20.4
		DWP Periodontist	1 in 30 miles and 3...	55,797	14.7	323,353	85.3	13	6	54.4	66.6	69.3
		DWP Periodontist	1 in 60 miles and 6...	139,292	36.7	239,858	63.3	13	6	54.4	66.6	69.3
		DWP Periodontist	1 in 90 miles and 9...	257,868	68.0	121,282	32.0	13	6	54.4	66.6	69.3
		DWP Prosthodo...	1 in 30 miles and 3...	56,748	15.0	322,402	85.0	23	3	72.8	107.1	98.6
		DWP Prosthodo...	1 in 60 miles and 6...	83,268	22.0	295,882	78.0	23	3	72.8	107.1	98.6
		DWP Prosthodo...	1 in 90 miles and 9...	158,420	41.8	220,730	58.2	23	3	72.8	107.1	98.6

Key Geographic Areas										
City	Member	Provider		With Access		Without Access		Average Distance		Average Time
	#	Group	Standard	#	%	#	%	1	2	1
Des Moines, IA	40,445	DWP All Providers	1 in 30 miles and 30 mins	40,445	100.0	0	0.0	1.5	1.6	2.3
		DWP General Dentist	1 in 30 miles and 30 mins	40,445	100.0	0	0.0	1.6	1.7	2.4
		DWP General Dentist	1 in 60 miles and 60 mins	40,445	100.0	0	0.0	1.6	1.7	2.4
		DWP General Dentist	1 in 90 miles and 90 mins	40,445	100.0	0	0.0	1.6	1.7	2.4
		DWP Oral Surgeon	1 in 30 miles and 30 mins	40,445	100.0	0	0.0	5.0	5.0	7.2
		DWP Oral Surgeon	1 in 60 miles and 60 mins	40,445	100.0	0	0.0	5.0	5.0	7.2
		DWP Oral Surgeon	1 in 90 miles and 90 mins	40,445	100.0	0	0.0	5.0	5.0	7.2
		DWP Endodontist	1 in 30 miles and 30 mins	40,445	100.0	0	0.0	4.6	10.4	7.9
		DWP Endodontist	1 in 60 miles and 60 mins	40,445	100.0	0	0.0	4.6	10.4	7.9
		DWP Endodontist	1 in 90 miles and 90 mins	40,445	100.0	0	0.0	4.6	10.4	7.9
		DWP Orthodontist	1 in 30 miles and 30 mins	40,445	100.0	0	0.0	3.0	3.6	4.7
		DWP Orthodontist	1 in 60 miles and 60 mins	40,445	100.0	0	0.0	3.0	3.6	4.7
		DWP Orthodontist	1 in 90 miles and 90 mins	40,445	100.0	0	0.0	3.0	3.6	4.7
		DWP Periodontist	1 in 30 miles and 30 mins	0	0.0	40,445	100.0	74.1	78.1	96.4
		DWP Periodontist	1 in 60 miles and 60 mins	0	0.0	40,445	100.0	74.1	78.1	96.4
		DWP Periodontist	1 in 90 miles and 90 mins	7,559	18.7	32,886	81.3	74.1	78.1	96.4