



# ***Network Analysis***

***Iowa Dental Wellness Plan***  
***MCNA Dental***

---

*July 1, 2024*

# Contents

## Report Contents

Access Summary By State . . . . .	4
Access Overview - All Dentists (30 miles/30 minutes) . . . . .	5
Access Overview - General Dentists (30 miles/30 minutes) . . . . .	6
Access Overview - Primary Care Dentist (30 miles/30 minutes) . . . . .	7
Access Overview - Orthodontists (30 miles/30 minutes) . . . . .	8
Access Overview - Oral Surgeons (30 miles/30 minutes) . . . . .	9
Access Overview - Periodontists (30 miles/30 minutes) . . . . .	10
Access Overview - Endodontists (30 miles/30 minutes) . . . . .	11
Access Overview - Prosthodontists (30 miles/30 minutes) . . . . .	12
Access Overview - Pedodontists (30 miles/30 minutes) . . . . .	13
Access Overview - All Dentists (60 miles/60 minutes) . . . . .	14
Access Overview - General Dentists (60 miles/60 minutes) . . . . .	15
Access Overview - Primary Care Dentist (60 miles/60 minutes) . . . . .	16
Access Overview - Orthodontists (60 miles/60 minutes) . . . . .	17
Access Overview - Oral Surgeons (60 miles/60 minutes) . . . . .	18
Access Overview - Endodontists (60 miles/60 minutes) . . . . .	19
Access Overview - Prosthodontists (60 miles/60 minutes) . . . . .	20
Access Overview - Periodontists (60 miles/60 minutes) . . . . .	21
Access Overview - Pedontists (60 miles/60 minutes) . . . . .	22
Access Overview - All Dentists (90 miles/90 minutes) . . . . .	23
Access Overview - General Dentists (90 miles/90 minutes) . . . . .	24
Access Overview - Primary Care Dentist (90 miles/90 minutes) . . . . .	25
Access Overview - Orthodontists (90 miles/90 minutes) . . . . .	26
Access Overview - Oral Surgeons (90 miles/90 minutes) . . . . .	27

# Contents

## Report Contents

Access Overview - Endodontists (90 miles/90 minutes)	28
Access Overview - Prosthodontists (90 miles/90 minutes)	29
Access Overview - Periodontists (90 miles/90 minutes)	30
Access Overview - Pedodontists (90 miles/90 minutes)	31
General Dentists Access Map	32
Primary Care Dentist Access Map	33
Endodontists Access Map	34
Oral Surgeons Access Map	35
Orthodontists Access Map	36
Periodontists Access Map	37
Prosthodontists Access Map	38
Prosthodontists Access Map	39
Access Summary By County	40
<small>DWP Members: General Dentists, DWP Members: General Dentists, DWP Members: General Dentists, DWP Members: Endodontists, DWP Members: Endodontists, DWP Members: Endodontists, DWP Members: Oral Surgeons, DWP Members: Oral Surgeons, DWP Members: Oral Surgeons, DWP Members: Orthodontists, DWP Members: Orthodontists, DWP Members: Orthodontists, DWP Members: Periodontists, DWP Members: Periodontists, DWP Members: Periodontists, DWP Members: Prosthodontists, DWP Members: Prosthodontists, DWP Members: Prosthodontists, DWP Members: Primary Care Dentist</small>	
Access Detail By County	41
<small>DWP Members: General Dentists, DWP Members: General Dentists, DWP Members: General Dentists, DWP Members: Endodontists, DWP Members: Endodontists, DWP Members: Endodontists, DWP Members: Oral Surgeons, DWP Members: Oral Surgeons, DWP Members: Oral Surgeons, DWP Members: Orthodontists, DWP Members: Orthodontists, DWP Members: Orthodontists, DWP Members: Periodontists, DWP Members: Periodontists, DWP Members: Periodontists, DWP Members: Prosthodontists, DWP Members: Prosthodontists, DWP Members: Prosthodontists, DWP Members: Primary Care Dentist</small>	

# Access Summary By State

July 1, 2024

Access Analysis

- All Access
- DWP Member Group
- DWP Members (Iowa)
- Provider Group
- General Dentists (Iowa)
- Primary Care Dentist (Iowa)
- Endodontists (Iowa)
- Oral Surgeons (Iowa)
- Orthodontists (Iowa)
- Periodontists (Iowa)
- Prosthodontists (Iowa)

<sup>1</sup> Provider counts represent:  
 #: Provider access points  
 P: Unique providers  
 L: Unique provider locations

\*\* These records have been excluded from the analysis because of invalid zip codes.

All DWP Members													
DWP Member		Provider		With Access		Without Access		Counts <sup>1</sup>			Average Distance		
Group	#	Group	Standard	#	%	#	%	#	P	L	1	2	3
DWP Members	215,456	General Dentists	1 in 30 miles and 30 m...	201,707	93.6	13,749	6.4	322	322	115	7.9	10.2	12.4
		General Dentists	1 in 60 miles and 60 m...	215,247	99.9	209	0.1	322	322	115	7.9	10.2	12.4
		General Dentists	1 in 90 miles and 90 m...	215,456	100.0	0	0.0	322	322	115	7.9	10.2	12.4
		Primary Care Dentist	1 in 30 miles and 30 m...	201,863	93.7	13,593	6.3	412	412	131	7.8	10.0	11.7
		Primary Care Dentist	1 in 60 miles and 60 m...	215,247	99.9	209	0.1	412	412	131	7.8	10.0	11.7
		Primary Care Dentist	1 in 90 miles and 90 m...	215,456	100.0	0	0.0	412	412	131	7.8	10.0	11.7
		Endodontists	1 in 30 miles and 30 m...	69,570	32.3	145,886	67.7	5	5	3	56.7	108.2	111.8
		Endodontists	1 in 60 miles and 60 m...	89,281	41.4	126,175	58.6	5	5	3	56.7	108.2	111.8
		Endodontists	1 in 90 miles and 90 m...	126,206	58.6	89,250	41.4	5	5	3	56.7	108.2	111.8
		Oral Surgeons	1 in 30 miles and 30 m...	89,802	41.7	125,654	58.3	54	54	10	38.4	44.8	45.7
		Oral Surgeons	1 in 60 miles and 60 m...	137,133	63.6	78,323	36.4	54	54	10	38.4	44.8	45.7
		Oral Surgeons	1 in 90 miles and 90 m...	193,961	90.0	21,495	10.0	54	54	10	38.4	44.8	45.7
		Orthodontists	1 in 30 miles and 30 m...	106,790	49.6	108,666	50.4	42	42	18	30.4	40.6	43.2
		Orthodontists	1 in 60 miles and 60 m...	151,219	70.2	64,237	29.8	42	42	18	30.4	40.6	43.2
		Orthodontists	1 in 90 miles and 90 m...	205,320	95.3	10,136	4.7	42	42	18	30.4	40.6	43.2
		Periodontists	1 in 30 miles and 30 m...	13,491	6.3	201,965	93.7	8	8	2	89.6	111.8	111.8
		Periodontists	1 in 60 miles and 60 m...	40,488	18.8	174,968	81.2	8	8	2	89.6	111.8	111.8
		Periodontists	1 in 90 miles and 90 m...	82,263	38.2	133,193	61.8	8	8	2	89.6	111.8	111.8
		Prosthodontists	1 in 30 miles and 30 m...	9,410	4.4	206,046	95.6	13	13	2	111.7	111.8	111.8
		Prosthodontists	1 in 60 miles and 60 m...	31,613	14.7	183,843	85.3	13	13	2	111.7	111.8	111.8
Prosthodontists	1 in 90 miles and 90 m...	51,531	23.9	163,925	76.1	13	13	2	111.7	111.8	111.8		

Key Geographic Areas											
State Name	DWP Member	Provider		With Access		Without Access		Average Distance			
	#	Group	Standard	#	%	#	%	1	2	3	
Iowa	215,456	General Dentists	1 in 30 miles and 30 mins	201,707	93.6	13,749	6.4	7.9	10.2	12.4	
		General Dentists	1 in 60 miles and 60 mins	215,247	99.9	209	0.1	7.9	10.2	12.4	
		General Dentists	1 in 90 miles and 90 mins	215,456	100.0	0	0.0	7.9	10.2	12.4	
		Primary Care Dentist	1 in 30 miles and 30 mins	201,863	93.7	13,593	6.3	7.8	10.0	11.7	
		Primary Care Dentist	1 in 60 miles and 60 mins	215,247	99.9	209	0.1	7.8	10.0	11.7	
		Primary Care Dentist	1 in 90 miles and 90 mins	215,456	100.0	0	0.0	7.8	10.0	11.7	
		Endodontists	1 in 30 miles and 30 mins	69,570	32.3	145,886	67.7	56.7	108.2	111.8	
		Endodontists	1 in 60 miles and 60 mins	89,281	41.4	126,175	58.6	56.7	108.2	111.8	
		Endodontists	1 in 90 miles and 90 mins	126,206	58.6	89,250	41.4	56.7	108.2	111.8	
		Oral Surgeons	1 in 30 miles and 30 mins	89,802	41.7	125,654	58.3	38.4	44.8	45.7	
		Oral Surgeons	1 in 60 miles and 60 mins	137,133	63.6	78,323	36.4	38.4	44.8	45.7	
		Oral Surgeons	1 in 90 miles and 90 mins	193,961	90.0	21,495	10.0	38.4	44.8	45.7	
		Orthodontists	1 in 30 miles and 30 mins	106,790	49.6	108,666	50.4	30.4	40.6	43.2	
		Orthodontists	1 in 60 miles and 60 mins	151,219	70.2	64,237	29.8	30.4	40.6	43.2	

# Access Overview - All Dentists (30 miles/30 minutes)

October 9, 2024

**Access Analysis**

All Dentists (30 miles/30 minutes)

DWP Member / Provider Access Points Groups

- DWP Members
- All Dentists

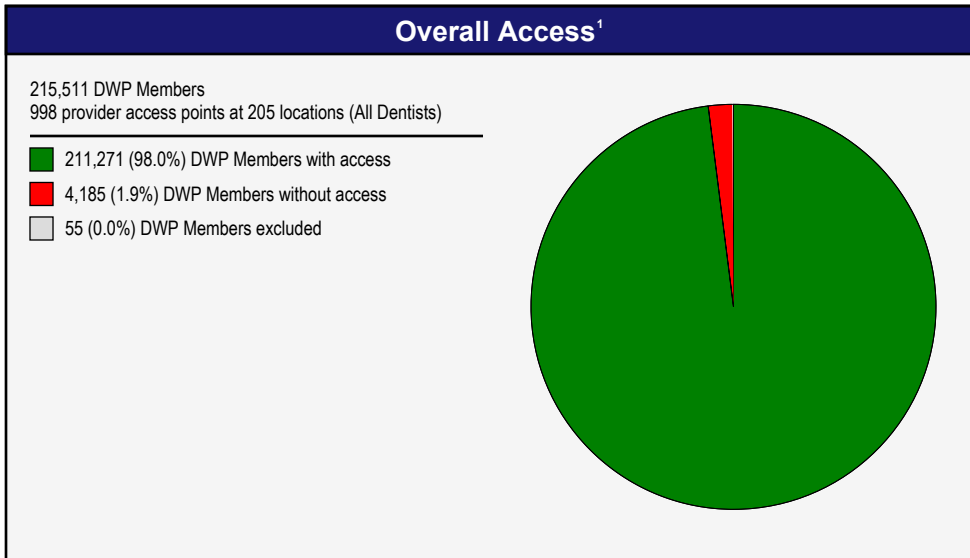
**Comparison Graph**

Percent of dwp members with access to a choice of provider access points over miles

- 1st closest
- 2nd closest
- 3rd closest

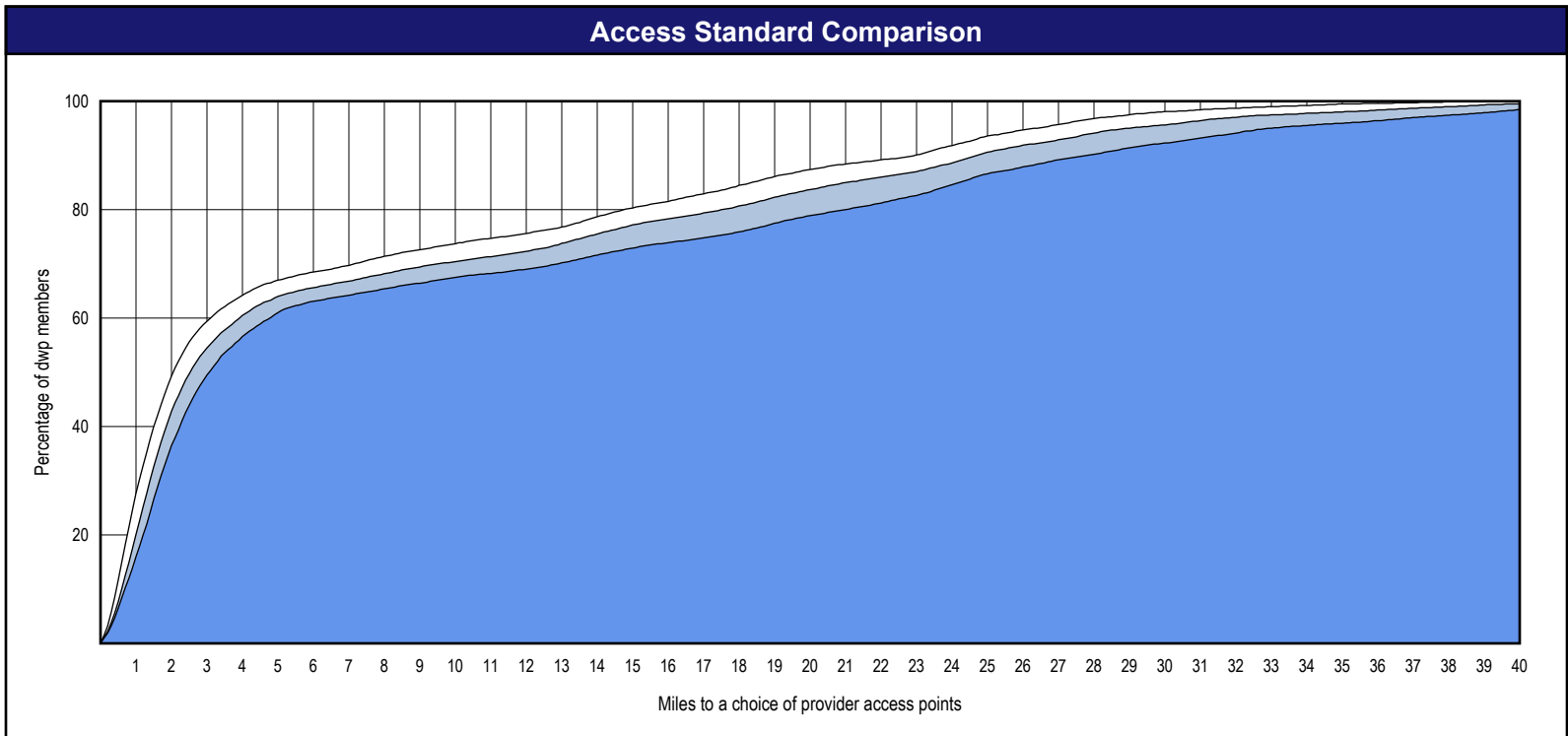
<sup>1</sup> The Access Standard is defined as (DWP Members) dwp members accessing:

1 (All Dentists) provider access points in 30 miles or 30 minutes



### Distances/Times

	Average
Distance/Time to 1st closest provider access points	6.9 miles 7.8 mins
Distance/Time to 2nd closest provider access points	8.1 miles 9.1 mins
Distance/Time to 3rd closest provider access points	9.5 miles 10.8 mins



# Access Overview - General Dentists (30 miles/30 minutes)

October 9, 2024

Access Analysis  
General Dentists (30 miles/30 minutes)

DWP Member / Provider Access Points  
Groups

DWP Members  
General Dentists


Comparison Graph

Percent of dwp members with access to a choice of provider access points over miles

- 1st closest
- 2nd closest
- 3rd closest

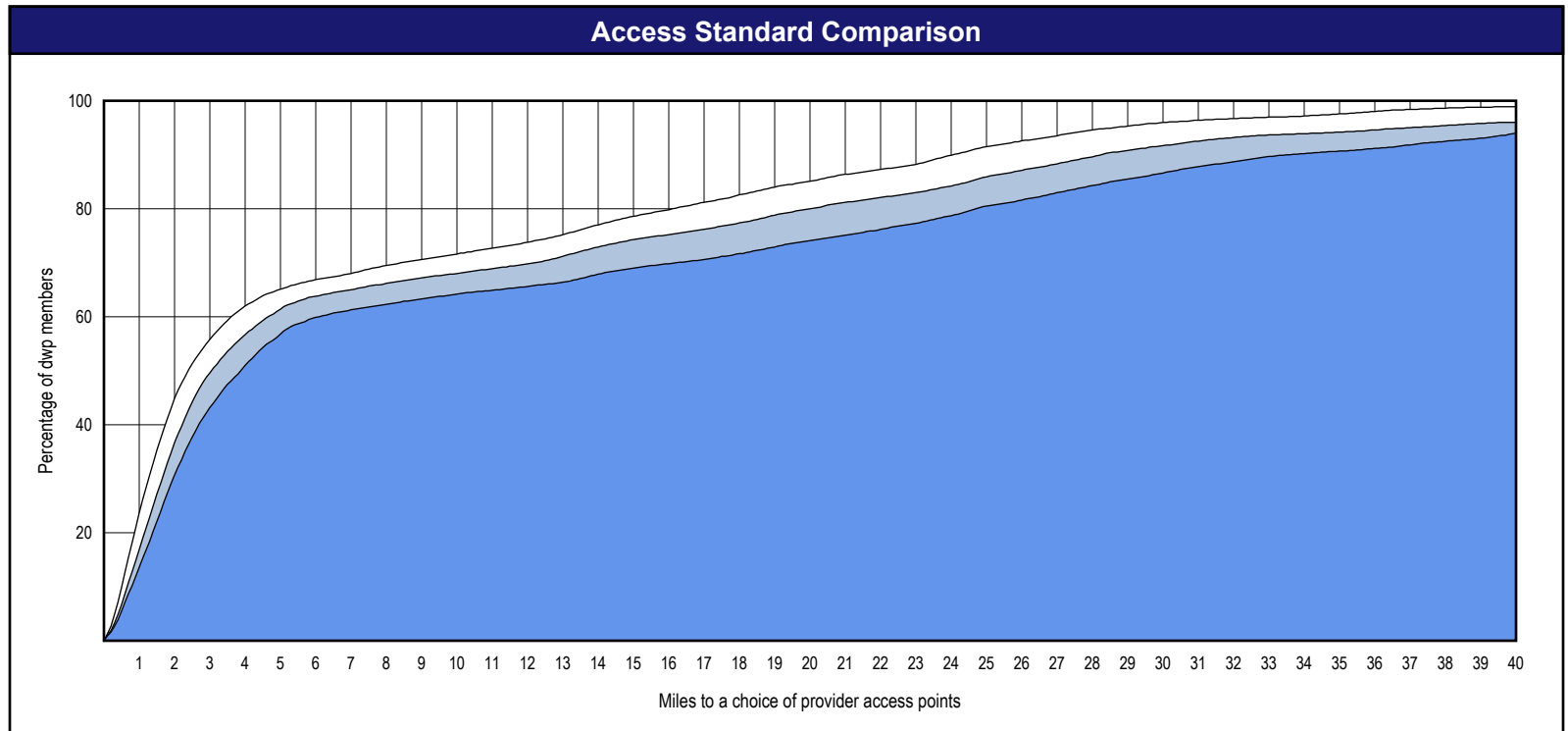
<sup>1</sup> The Access Standard is defined as (DWP Members) dwp members accessing:

1 (General Dentists) provider access points in 30 miles or 30 minutes



### Distances/Times

	Average
Distance/Time to 1st closest provider access points	7.8 miles 8.8 mins
Distance/Time to 2nd closest provider access points	9.9 miles 11.1 mins
Distance/Time to 3rd closest provider access points	12.0 miles 13.5 mins



# Access Overview - Primary Care Dentist (30 miles/30 minutes)

October 9, 2024

**Access Analysis**

Primary Care Dentist (30 miles/30 minutes)

**DWP Member / Provider Access Points Groups**

- DWP Members
- Primary Care Dentist


**Comparison Graph**

Percent of dwp members with access to a choice of provider access points over miles

- 1st closest
- 2nd closest
- 3rd closest

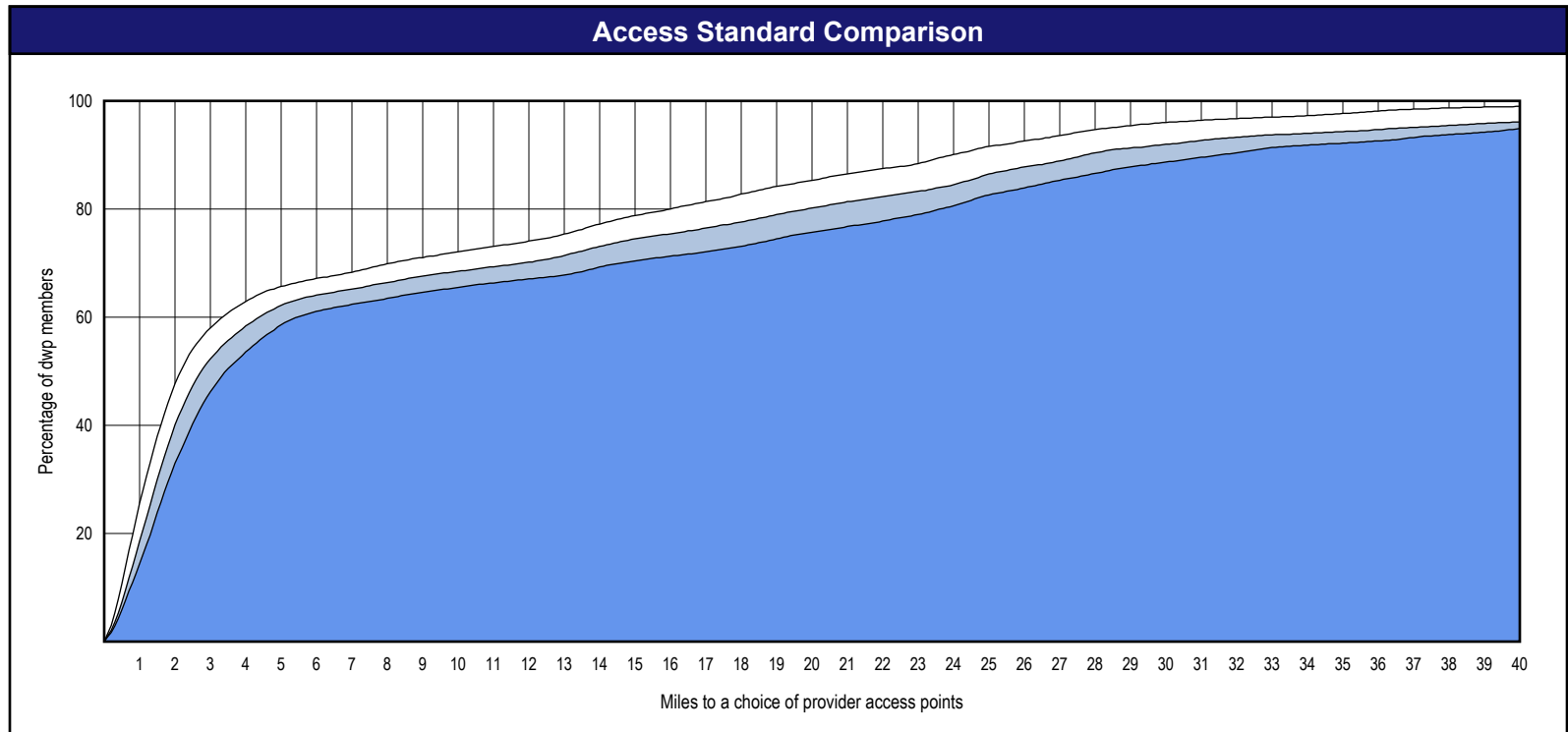
<sup>1</sup> The Access Standard is defined as (DWP Members) dwp members accessing:

1 (Primary Care Dentist) provider access points in 30 miles or 30 minutes



### Distances/Times

	Average
Distance/Time to 1st closest provider access points	7.7 miles 8.6 mins
Distance/Time to 2nd closest provider access points	9.7 miles 10.9 mins
Distance/Time to 3rd closest provider access points	11.3 miles 12.7 mins



# Access Overview - Orthodontists (30 miles/30 minutes)

October 9, 2024

Access Analysis  
Orthodontists (30 miles/30 minutes)

DWP Member / Provider Access Points  
Groups

- DWP Members
- Orthodontists


Comparison Graph

Percent of dwp members with access to a choice of provider access points over miles

- 1st closest
- 2nd closest
- 3rd closest

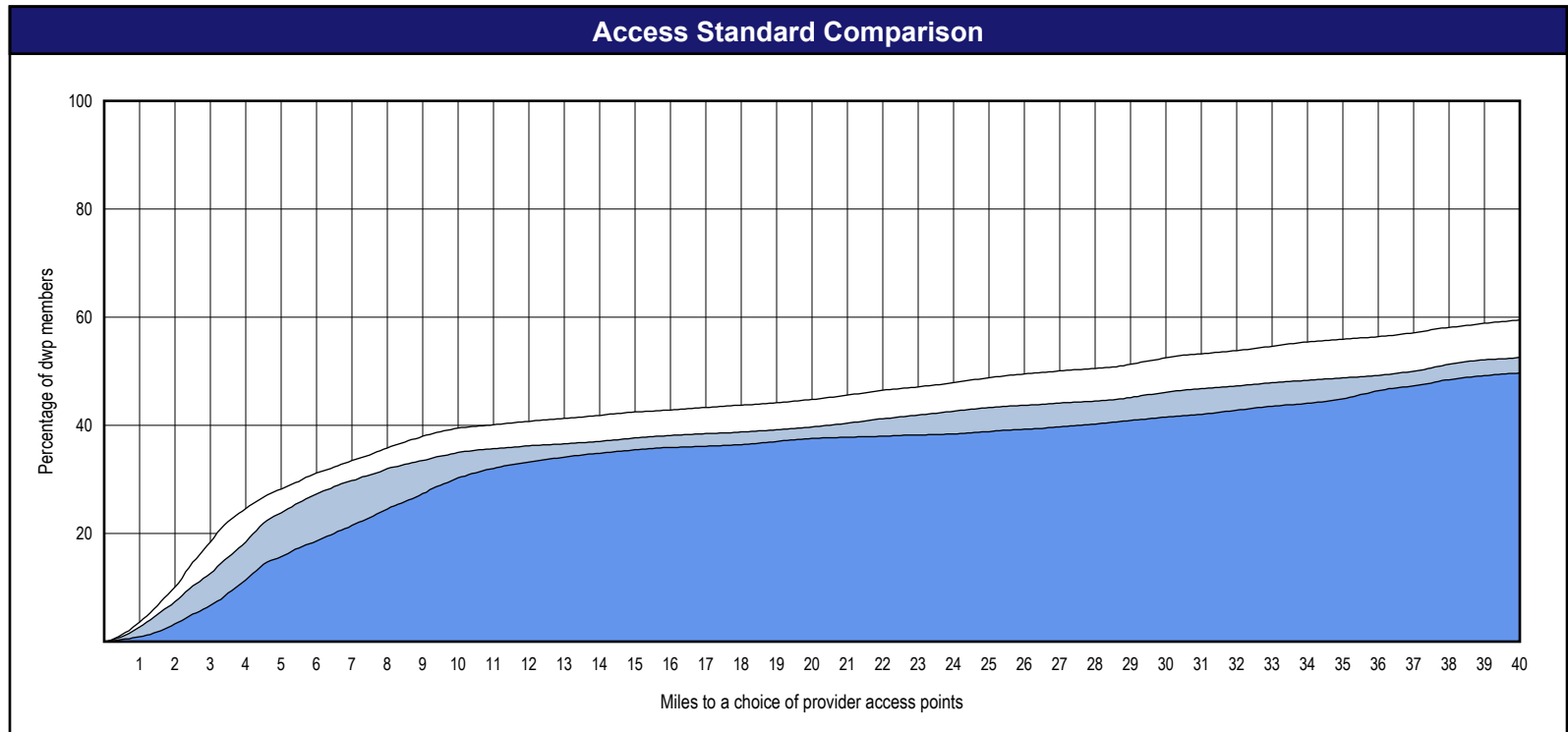
<sup>1</sup> The Access Standard is defined as (DWP Members) dwp members accessing:

1 (Orthodontists) provider access points in 30 miles or 30 minutes



### Distances/Times

	Average
Distance/Time to 1st closest provider access points	30.4 miles 37.0 mins
Distance/Time to 2nd closest provider access points	35.2 miles 43.7 mins
Distance/Time to 3rd closest provider access points	37.9 miles 47.3 mins






# Access Overview - Oral Surgeons (30 miles/30 minutes)

October 9, 2024

Access Analysis  
 Oral Surgeons (30 miles/30 minutes)  
 DWP Member / Provider Access Points Groups  
 DWP Members  
 Oral Surgeons

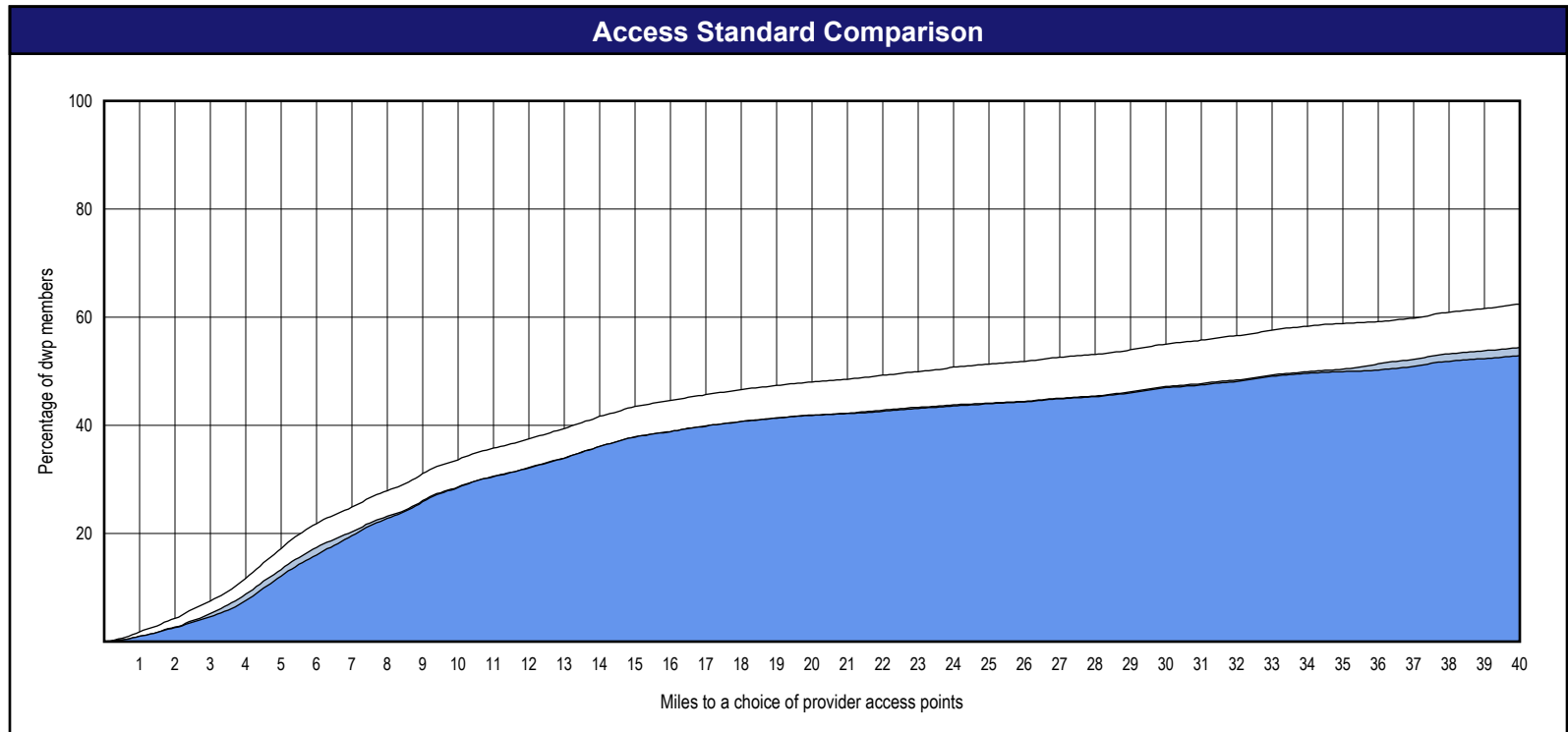
Comparison Graph  
 Percent of dwp members with access to a choice of provider access points over miles  
 1st closest  
 2nd closest  
 3rd closest

<sup>1</sup> The Access Standard is defined as (DWP Members) dwp members accessing:  
 1 (Oral Surgeons) provider access points in 30 miles or 30 minutes



### Distances/Times

	Average
Distance/Time to 1st closest provider access points	30.8 miles 37.3 mins
Distance/Time to 2nd closest provider access points	36.7 miles 43.6 mins
Distance/Time to 3rd closest provider access points	37.6 miles 44.7 mins



# Access Overview - Periodontists (30 miles/30 minutes)

October 9, 2024

Access Analysis  
Periodontists (30 miles/30 minutes)

DWP Member / Provider Access Points  
Groups

- DWP Members
- Periodontists


Comparison Graph

Percent of dwp members with access to a choice of provider access points over miles

- 1st closest
- 2nd closest
- 3rd closest

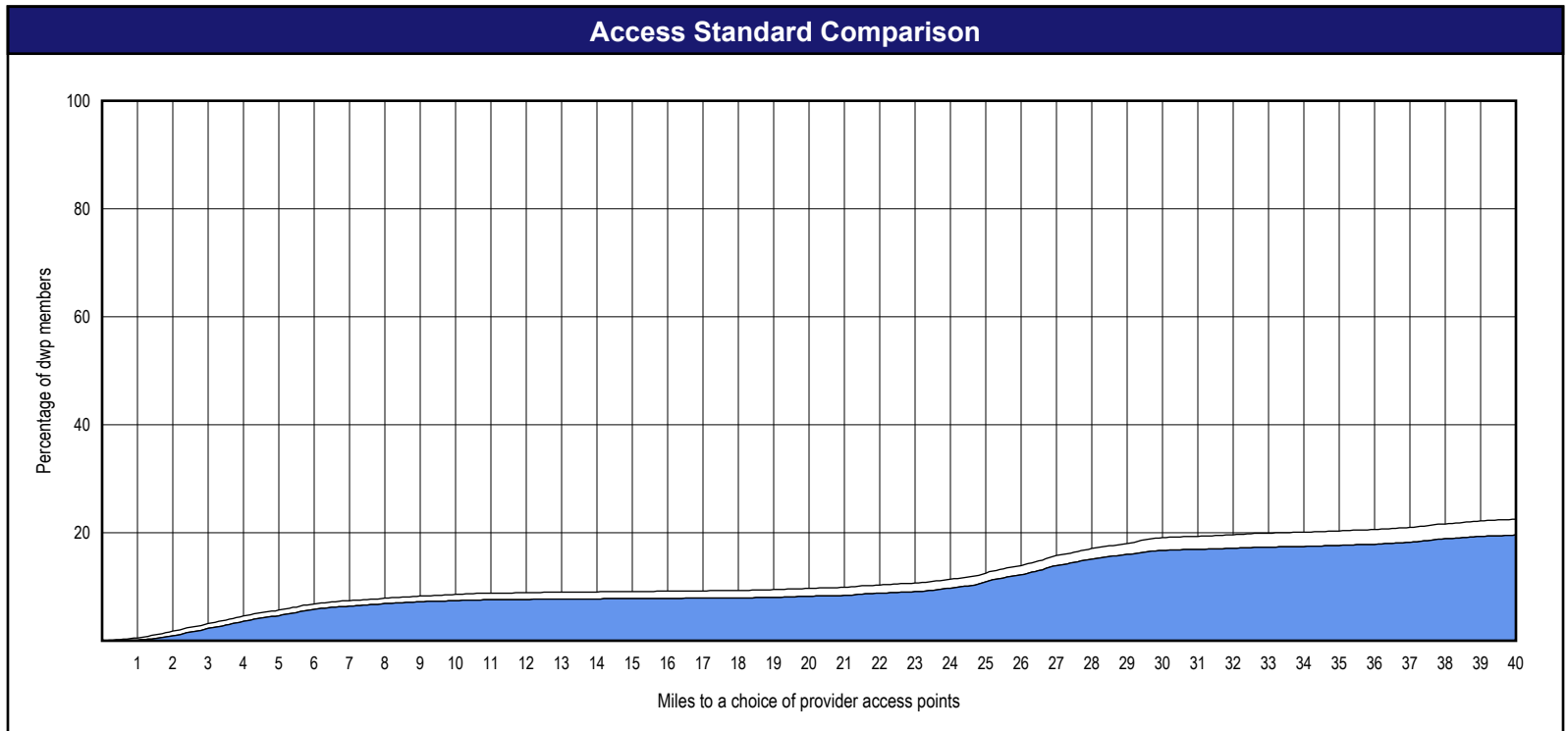
<sup>1</sup> The Access Standard is defined as (DWP Members) dwp members accessing:

1 (Periodontists) provider access points in 30 miles or 30 minutes



### Distances/Times

	Average
Distance/Time to 1st closest provider access points	70.1 miles 93.3 mins
Distance/Time to 2nd closest provider access points	78.6 miles 119.6 mins
Distance/Time to 3rd closest provider access points	78.6 miles 119.6 mins



# Access Overview - Endodontists (30 miles/30 minutes)

October 9, 2024

Access Analysis  
Endodontists (30 miles/30 minutes)

DWP Member / Provider Access Points  
Groups

- DWP Members
- Endodontists


Comparison Graph

Percent of dwp members with access to a choice of provider access points over miles

- 1st closest
- 2nd closest
- 3rd closest

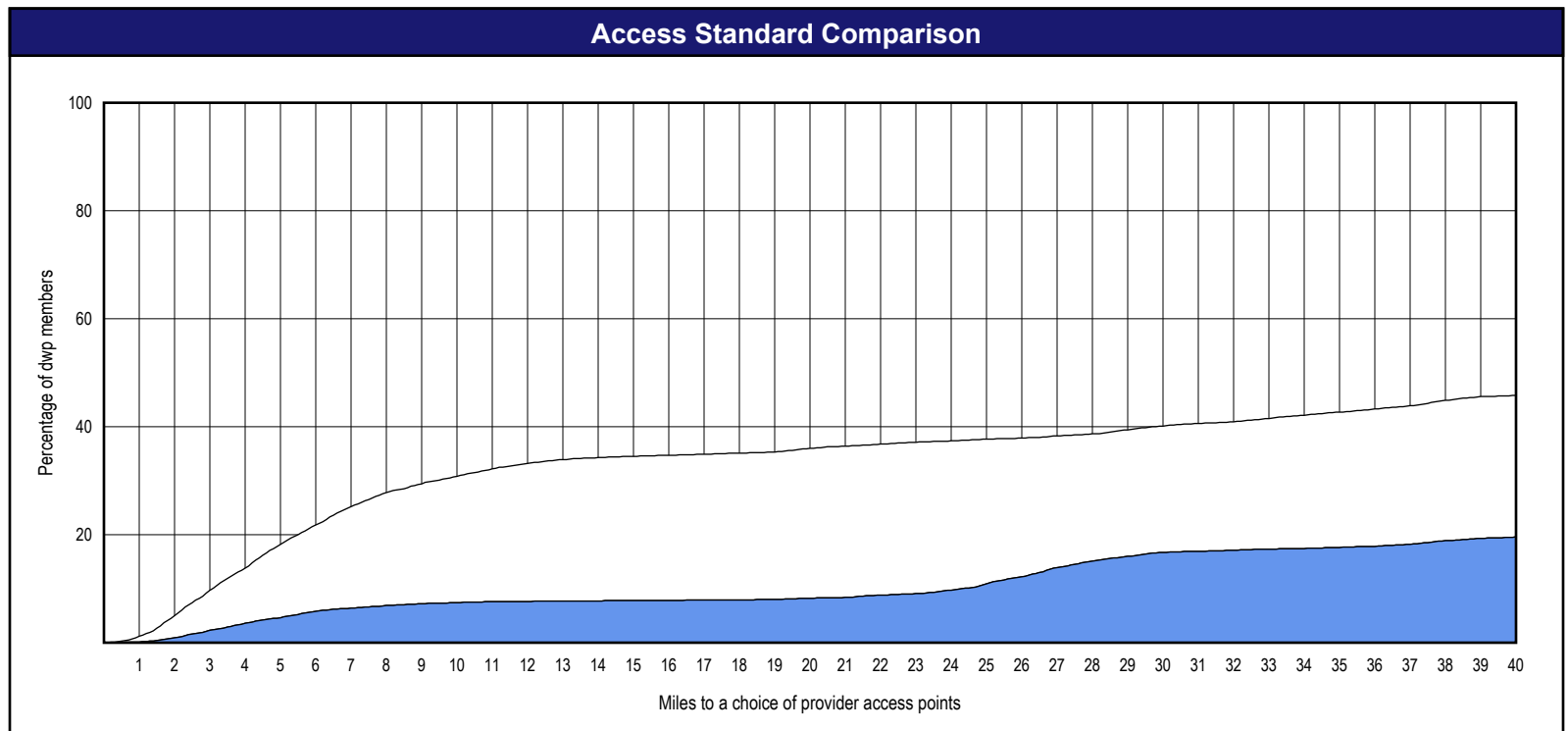
<sup>1</sup> The Access Standard is defined as (DWP Members) dwp members accessing:

1 (Endodontists) provider access points in 30 miles or 30 minutes



### Distances/Times

	Average
Distance/Time to 1st closest provider access points	45.1 miles 65.8 mins
Distance/Time to 2nd closest provider access points	77.0 miles 117.2 mins
Distance/Time to 3rd closest provider access points	78.6 miles 119.6 mins



# Access Overview - Prosthodontists (30 miles/30 minutes)


October 9, 2024

Access Analysis  
 Prosthodontists (30 miles/30 minutes)  
 DWP Member / Provider Access Points Groups  
 DWP Members  
 Prosthodontists

Comparison Graph  
 Percent of dwp members with access to a choice of provider access points over miles

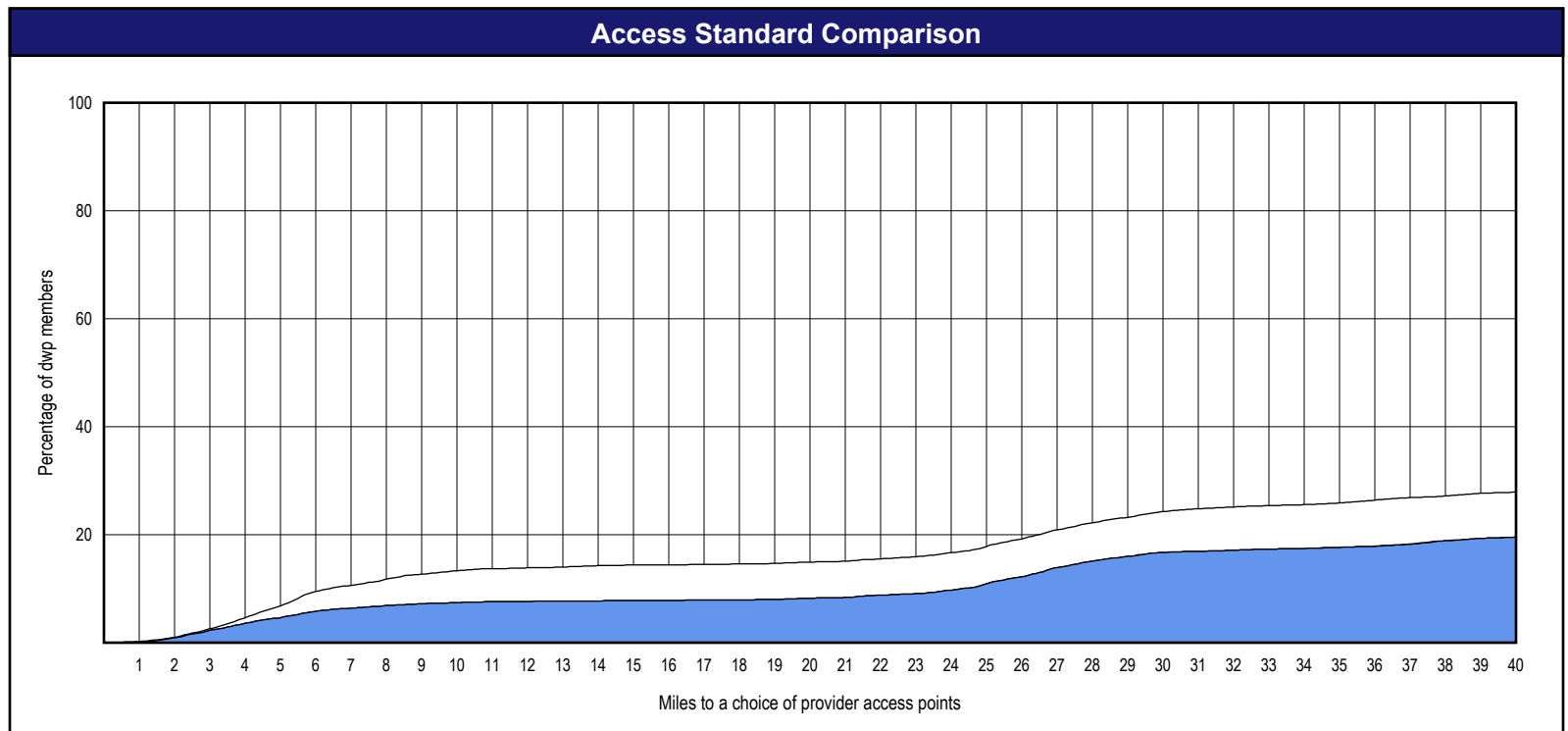
- 1st closest
- 2nd closest
- 3rd closest

<sup>1</sup> The Access Standard is defined as (DWP Members) dwp members accessing:  
 1 (Prosthodontists) provider access points in 30 miles or 30 minutes



### Distances/Times

	Average
Distance/Time to 1st closest provider access points	74.5 miles 112.2 mins
Distance/Time to 2nd closest provider access points	78.5 miles 119.5 mins
Distance/Time to 3rd closest provider access points	78.6 miles 119.6 mins



# Access Overview - Pedodontists (30 miles/30 minutes)

October 9, 2024

Access Analysis  
Pedodontists (30 miles/30 minutes)

DWP Member / Provider Access Points  
Groups

- DWP Members
- Pedodontists


Comparison Graph

Percent of dwp members with access to a choice of provider access points over miles

- 1st closest
- 2nd closest
- 3rd closest

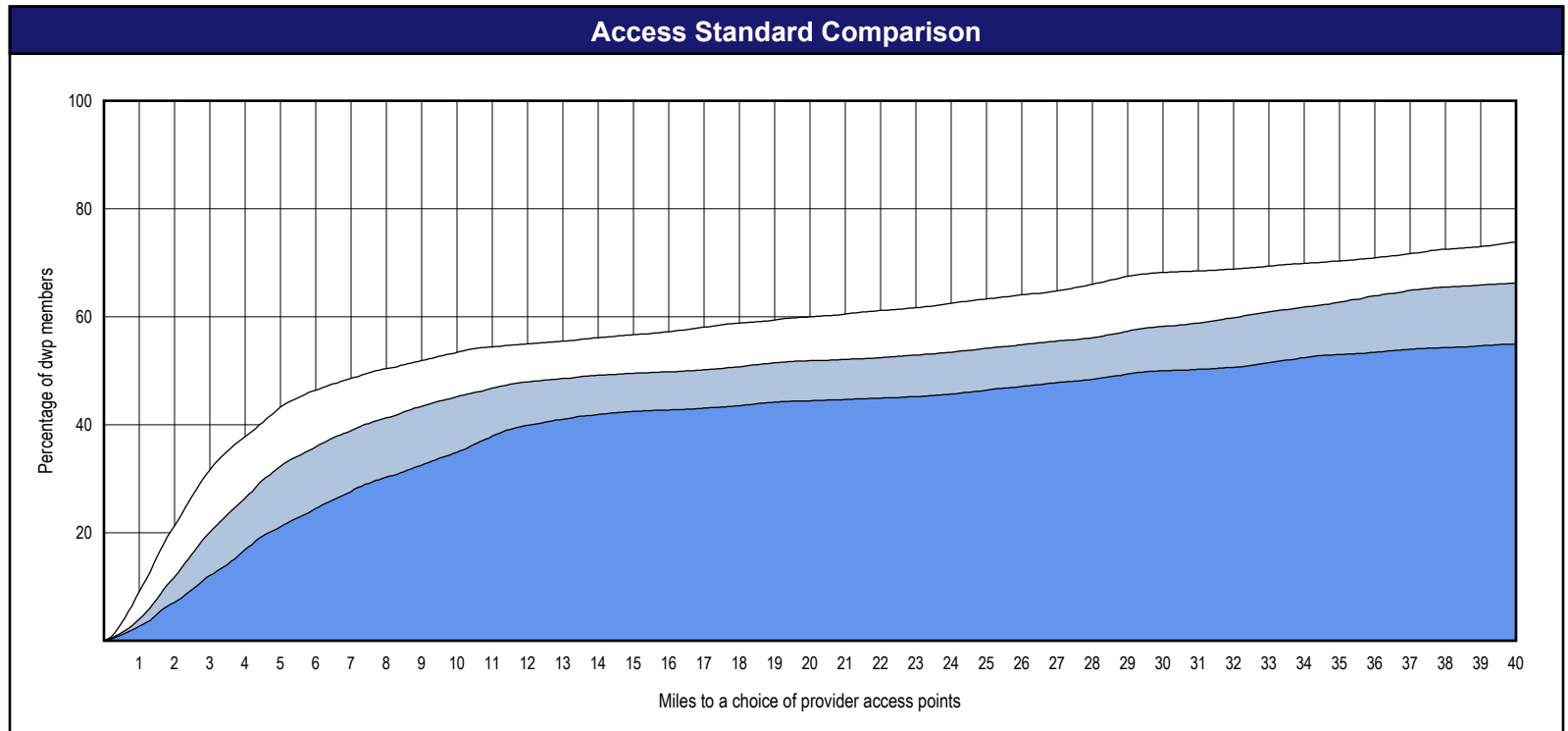
<sup>1</sup> The Access Standard is defined as (DWP Members) dwp members accessing:

1 (Pedodontists) provider access points in 30 miles or 30 minutes



### Distances/Times

	Average
Distance/Time to 1st closest provider access points	21.5 miles 24.4 mins
Distance/Time to 2nd closest provider access points	27.6 miles 31.4 mins
Distance/Time to 3rd closest provider access points	37.5 miles 43.0 mins




# Access Overview - All Dentists (60 miles/60 minutes)

October 9, 2024

Access Analysis  
 All Dentists (60 miles/60 minutes)  
 DWP Member / Provider Access Points Groups  
 DWP Members  
 All Dentists

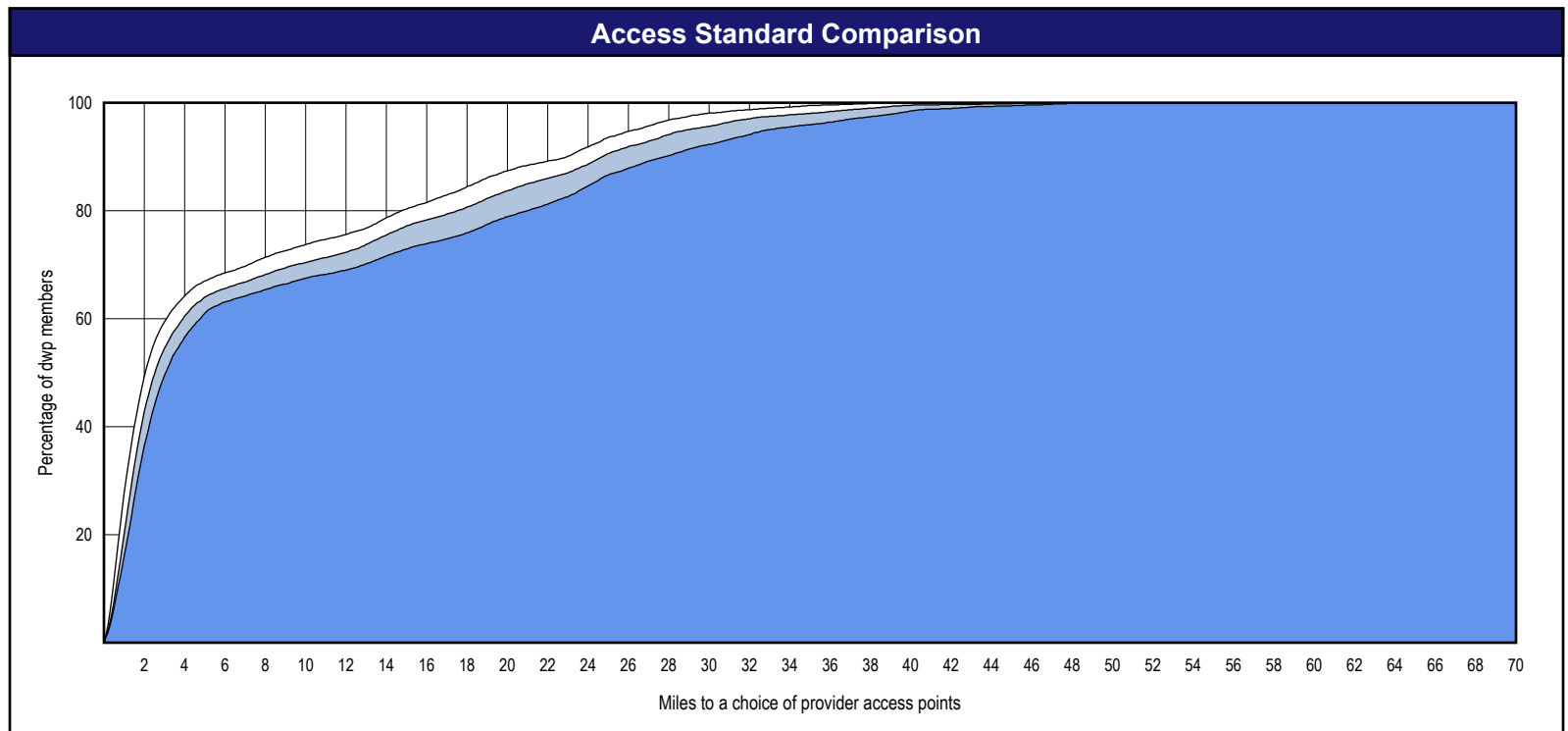
Comparison Graph  
 Percent of dwp members with access to a choice of provider access points over miles  
 1st closest  
 2nd closest  
 3rd closest

<sup>1</sup> The Access Standard is defined as (DWP Members) dwp members accessing:  
 1 (All Dentists) provider access points in 60 miles or 60 minutes



### Distances/Times

	Average
Distance/Time to 1st closest provider access points	6.9 miles 7.8 mins
Distance/Time to 2nd closest provider access points	8.1 miles 9.1 mins
Distance/Time to 3rd closest provider access points	9.5 miles 10.8 mins



# Access Overview - General Dentists (60 miles/60 minutes)

October 9, 2024


Access Analysis  
General Dentists (60 miles/60 minutes)

DWP Member / Provider Access Points Groups  
DWP Members  
General Dentists

Comparison Graph  
Percent of dwp members with access to a choice of provider access points over miles

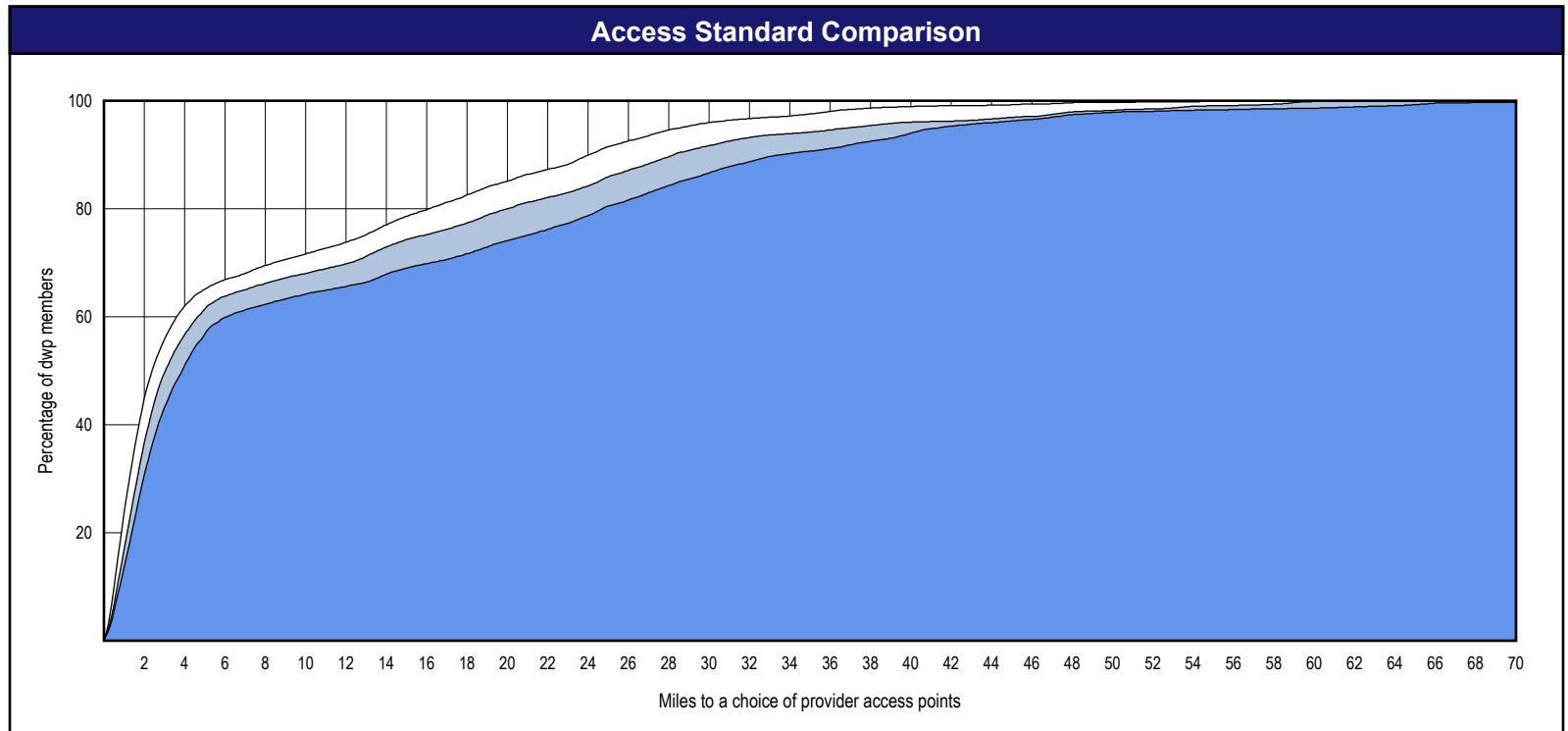
- 1st closest
- 2nd closest
- 3rd closest

<sup>1</sup> The Access Standard is defined as (DWP Members) dwp members accessing:  
1 (General Dentists) provider access points in 60 miles or 60 minutes



### Distances/Times

	Average
Distance/Time to 1st closest provider access points	7.8 miles 8.8 mins
Distance/Time to 2nd closest provider access points	9.9 miles 11.1 mins
Distance/Time to 3rd closest provider access points	12.0 miles 13.5 mins



# Access Overview - Primary Care Dentist (60 miles/60 minutes)

October 9, 2024

**Access Analysis**

Primary Care Dentist (60 miles/60 minutes)

**DWP Member / Provider Access Points Groups**

- DWP Members
- Primary Care Dentist


**Comparison Graph**

Percent of dwp members with access to a choice of provider access points over miles

- 1st closest
- 2nd closest
- 3rd closest

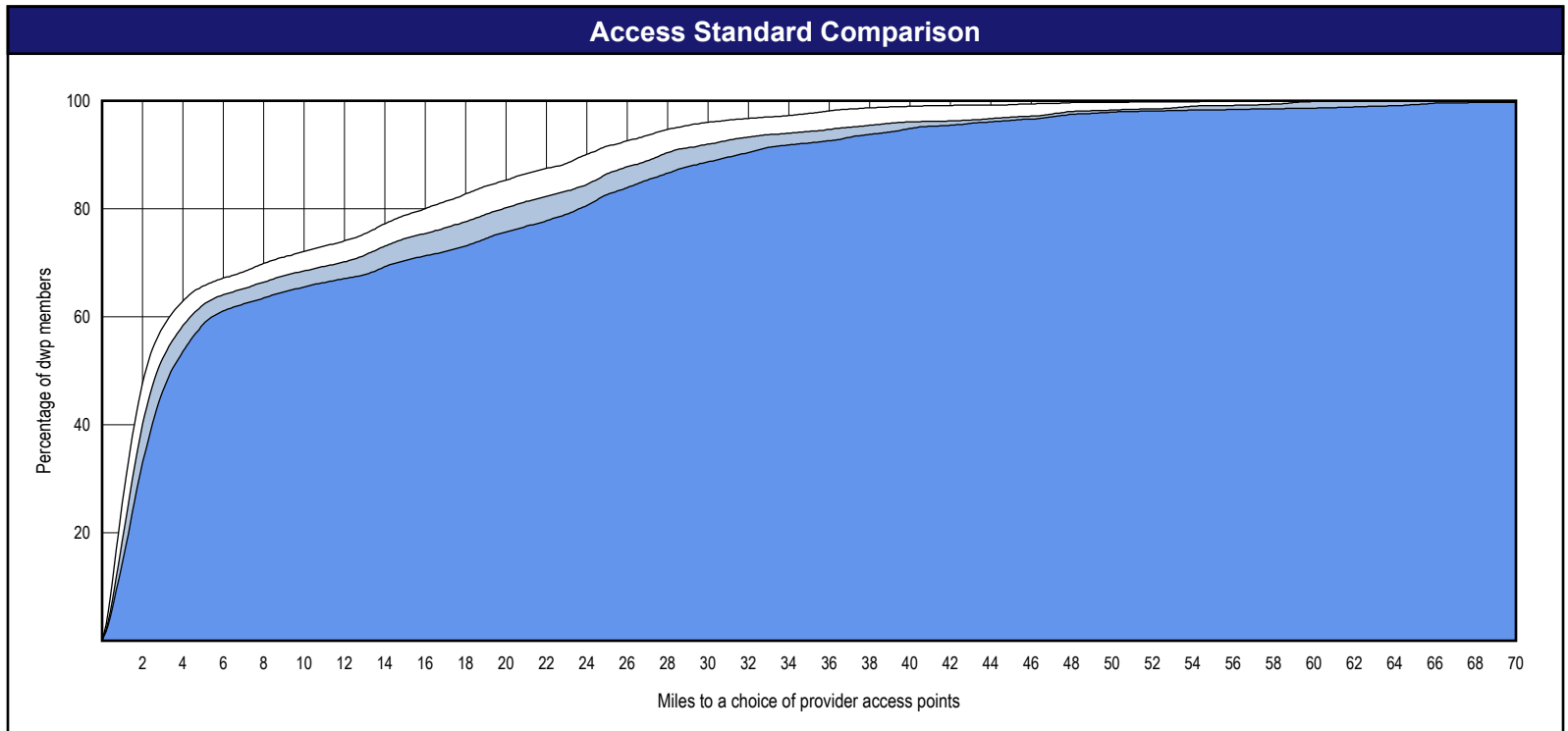
<sup>1</sup> The Access Standard is defined as (DWP Members) dwp members accessing:

1 (Primary Care Dentist) provider access points in 60 miles or 60 minutes



### Distances/Times

	Average
Distance/Time to 1st closest provider access points	7.7 miles 8.6 mins
Distance/Time to 2nd closest provider access points	9.7 miles 10.9 mins
Distance/Time to 3rd closest provider access points	11.3 miles 12.7 mins





# Access Overview - Orthodontists (60 miles/60 minutes)

October 9, 2024

Access Analysis  
Orthodontists (60 miles/60 minutes)

DWP Member / Provider Access Points  
Groups

- DWP Members
- Orthodontists

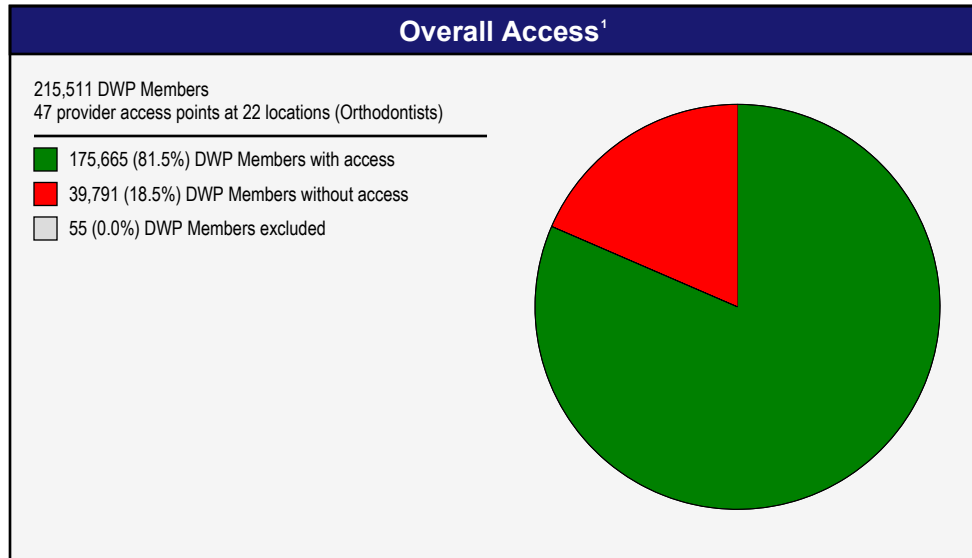
Comparison Graph

Percent of dwp members with access to a choice of provider access points over miles

- 1st closest
- 2nd closest
- 3rd closest

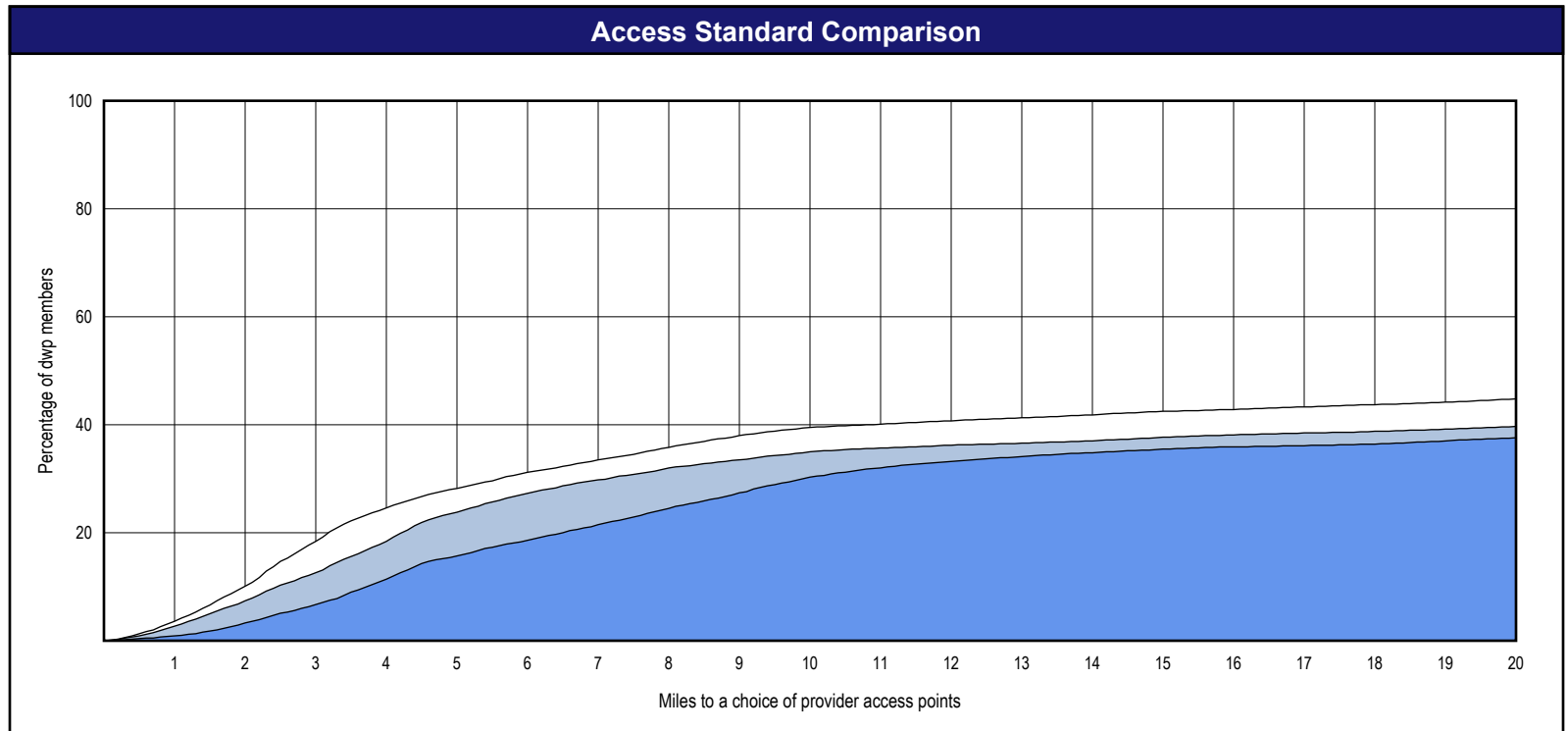
<sup>1</sup> The Access Standard is defined as (DWP Members) dwp members accessing:

1 (Orthodontists) provider access points in 60 miles or 60 minutes



### Distances/Times

	Average
Distance/Time to 1st closest provider access points	30.4 miles 37.0 mins
Distance/Time to 2nd closest provider access points	35.2 miles 43.7 mins
Distance/Time to 3rd closest provider access points	37.9 miles 47.3 mins



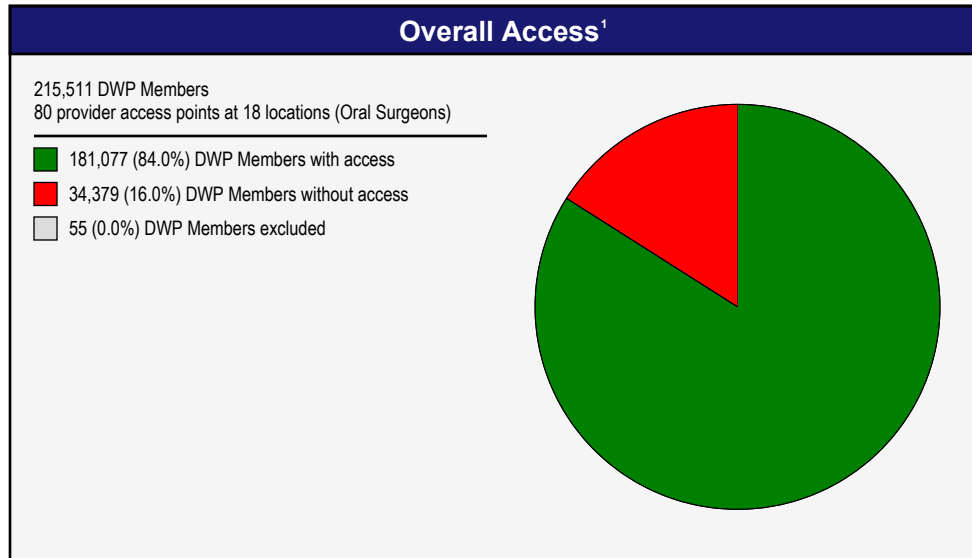
# Access Overview - Oral Surgeons (60 miles/60 minutes)

October 9, 2024

Access Analysis  
 Oral Surgeons (60 miles/60 minutes)  
 DWP Member / Provider Access Points Groups  
 DWP Members  
 Oral Surgeons

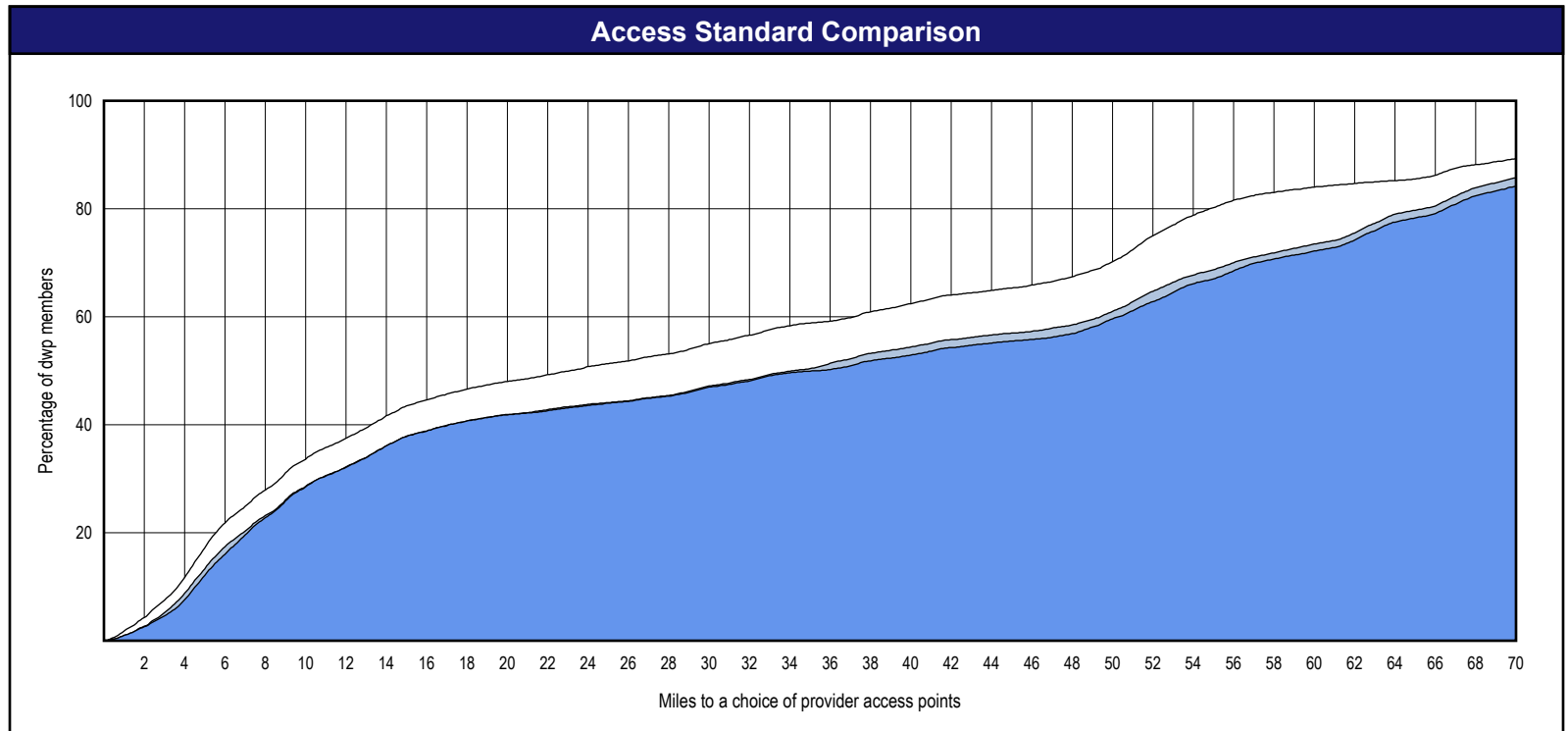
Comparison Graph  
 Percent of dwp members with access to a choice of provider access points over miles  
 1st closest  
 2nd closest  
 3rd closest

<sup>1</sup> The Access Standard is defined as (DWP Members) dwp members accessing:  
 1 (Oral Surgeons) provider access points in 60 miles or 60 minutes



### Distances/Times

	Average
Distance/Time to 1st closest provider access points	30.8 miles 37.3 mins
Distance/Time to 2nd closest provider access points	36.7 miles 43.6 mins
Distance/Time to 3rd closest provider access points	37.6 miles 44.7 mins



# Access Overview - Endodontists (60 miles/60 minutes)

October 9, 2024

Access Analysis  
Endodontists (60 miles/60 minutes)

DWP Member / Provider Access Points  
Groups

- DWP Members
- Endodontists


Comparison Graph

Percent of dwp members with access to a choice of provider access points over miles

- 1st closest
- 2nd closest
- 3rd closest

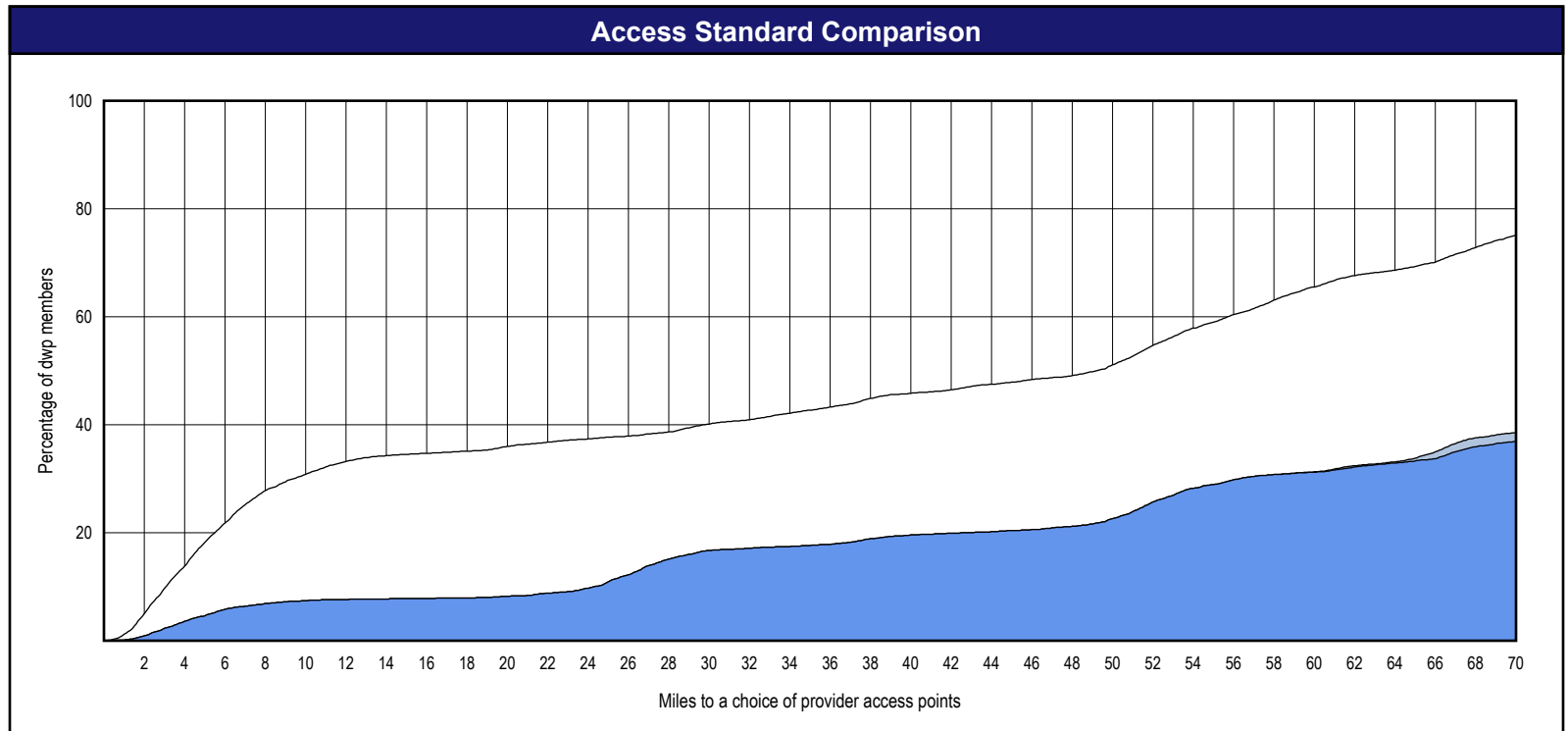
<sup>1</sup> The Access Standard is defined as (DWP Members) dwp members accessing:

1 (Endodontists) provider access points in 60 miles or 60 minutes



### Distances/Times

	Average
Distance/Time to 1st closest provider access points	45.1 miles 65.8 mins
Distance/Time to 2nd closest provider access points	77.0 miles 117.2 mins
Distance/Time to 3rd closest provider access points	78.6 miles 119.6 mins



# Access Overview - Prosthodontists (60 miles/60 minutes)


October 9, 2024

Access Analysis  
 Prosthodontists (60 miles/60 minutes)  
 DWP Member / Provider Access Points Groups  
 DWP Members  
 Prosthodontists

Comparison Graph  
 Percent of dwp members with access to a choice of provider access points over miles

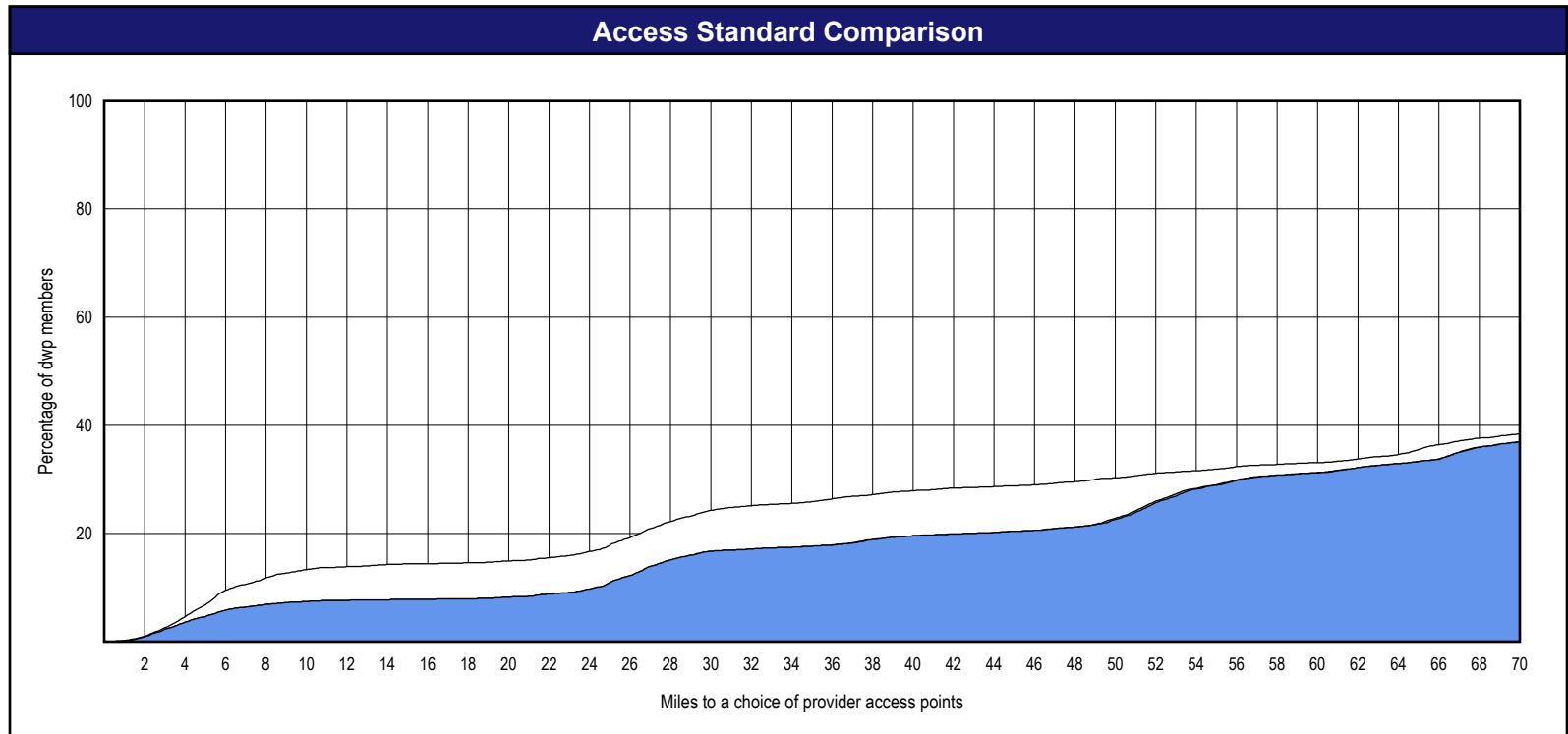
- 1st closest
- 2nd closest
- 3rd closest

<sup>1</sup> The Access Standard is defined as (DWP Members) dwp members accessing:  
 1 (Prosthodontists) provider access points in 60 miles or 60 minutes



### Distances/Times

	Average
Distance/Time to 1st closest provider access points	74.5 miles 112.2 mins
Distance/Time to 2nd closest provider access points	78.5 miles 119.5 mins
Distance/Time to 3rd closest provider access points	78.6 miles 119.6 mins



# Access Overview - Periodontists (60 miles/60 minutes)

October 9, 2024

Access Analysis  
Periodontists (60 miles/60 minutes)

DWP Member / Provider Access Points  
Groups

- DWP Members
- Periodontists


Comparison Graph

Percent of dwp members with access to a choice of provider access points over miles

- 1st closest
- 2nd closest
- 3rd closest

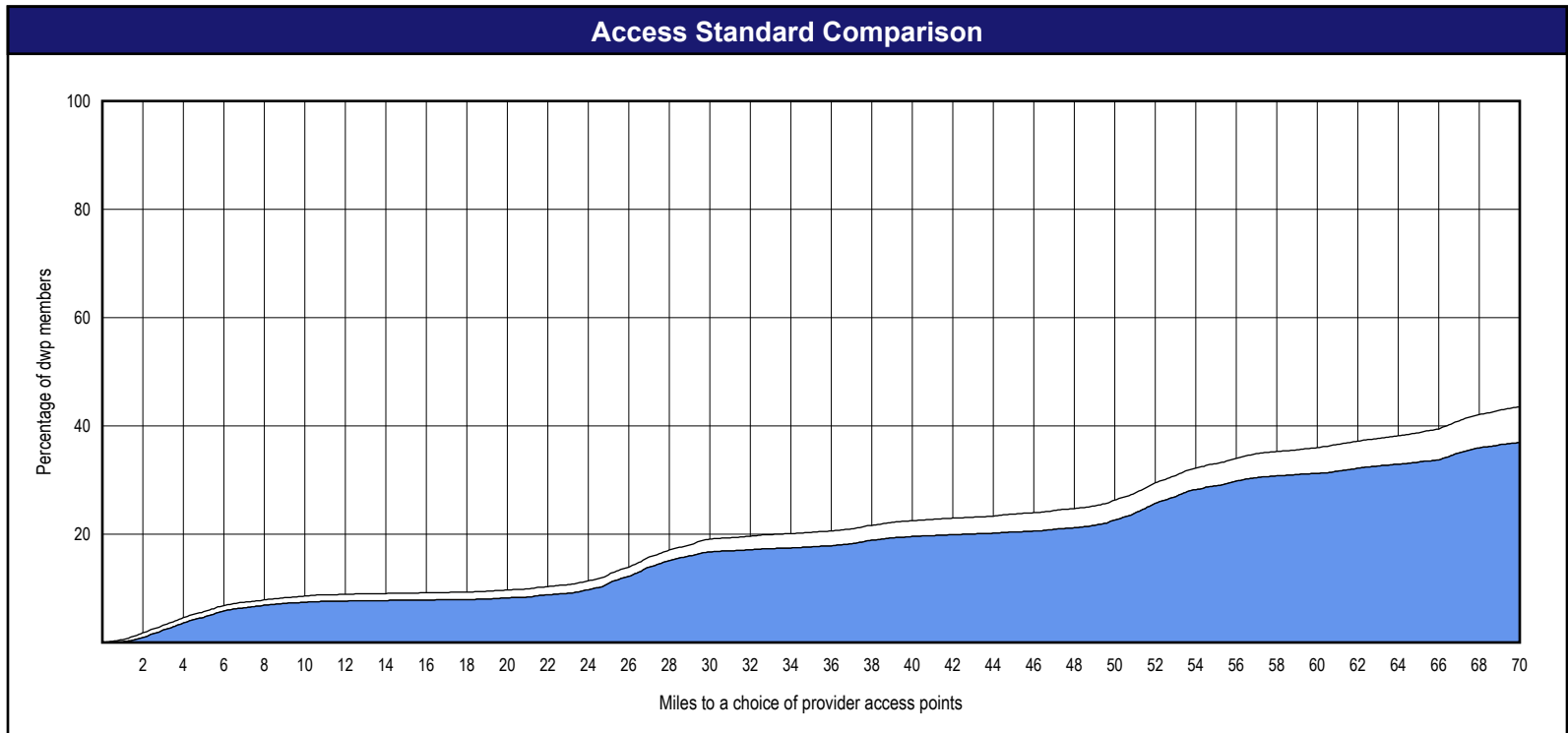
<sup>1</sup> The Access Standard is defined as (DWP Members) dwp members accessing:

1 (Periodontists) provider access points in 60 miles or 60 minutes



### Distances/Times

	Average
Distance/Time to 1st closest provider access points	70.1 miles 93.3 mins
Distance/Time to 2nd closest provider access points	78.6 miles 119.6 mins
Distance/Time to 3rd closest provider access points	78.6 miles 119.6 mins



# Access Overview - Pedontists (60 miles/60 minutes)

October 9, 2024

Access Analysis  
Pedodontists (60 miles/60 minutes)

DWP Member / Provider Access Points  
Groups

- DWP Members
- Pedodontists

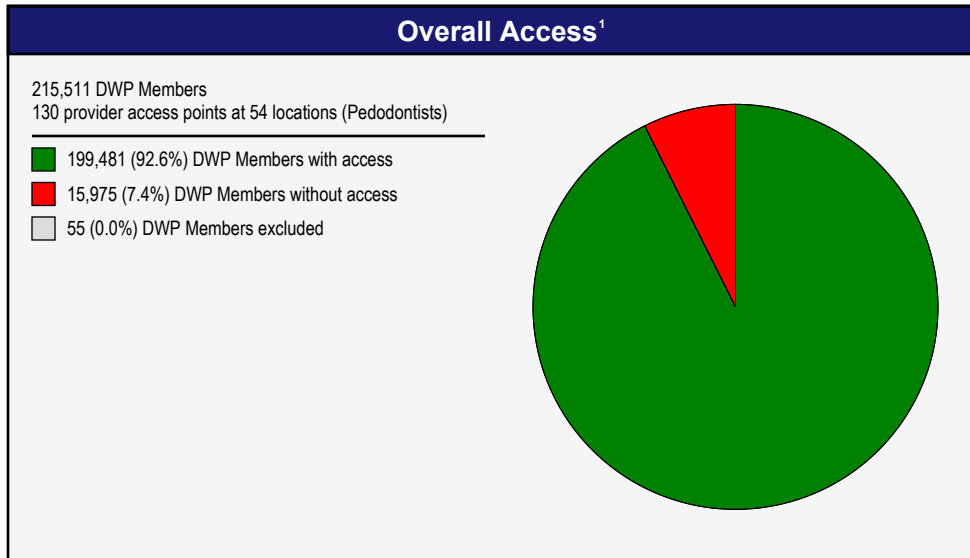
Comparison Graph

Percent of dwp members with access to a choice of provider access points over miles

- 1st closest
- 2nd closest
- 3rd closest

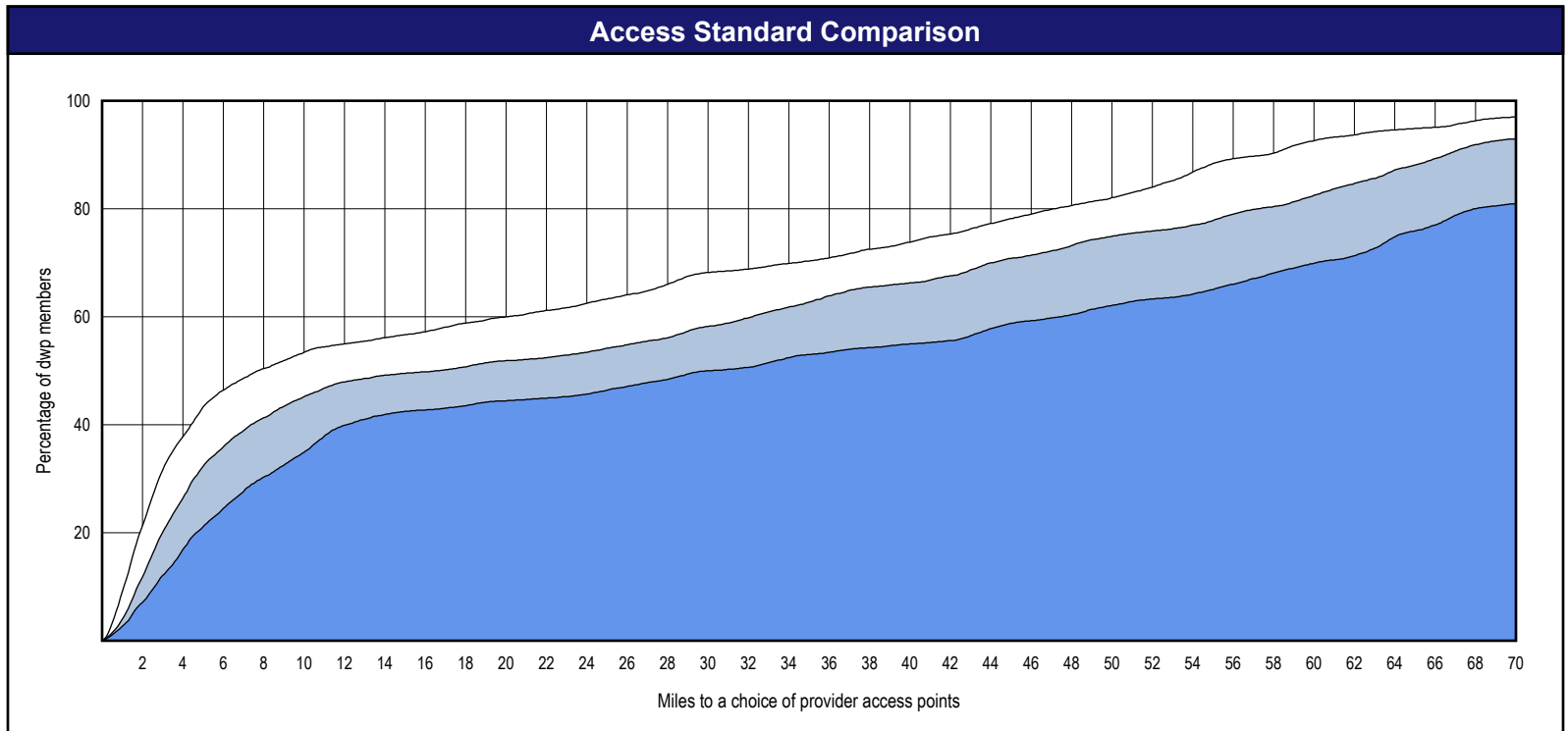
<sup>1</sup> The Access Standard is defined as (DWP Members) dwp members accessing:

1 (Pedodontists) provider access points in 60 miles or 60 minutes



### Distances/Times

	Average
Distance/Time to 1st closest provider access points	21.5 miles 24.4 mins
Distance/Time to 2nd closest provider access points	27.6 miles 31.4 mins
Distance/Time to 3rd closest provider access points	37.5 miles 43.0 mins



# Access Overview - All Dentists (90 miles/90 minutes)

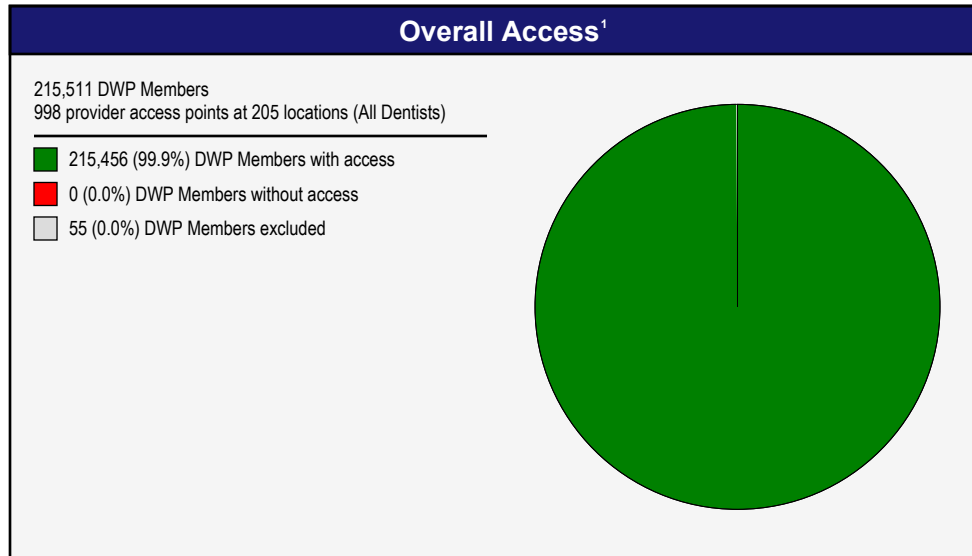
October 9, 2024

Access Analysis  
 All Dentists (90 miles/90 minutes)  
 DWP Member / Provider Access Points Groups  
 DWP Members  
 All Dentists

Comparison Graph  
 Percent of dwp members with access to a choice of provider access points over miles

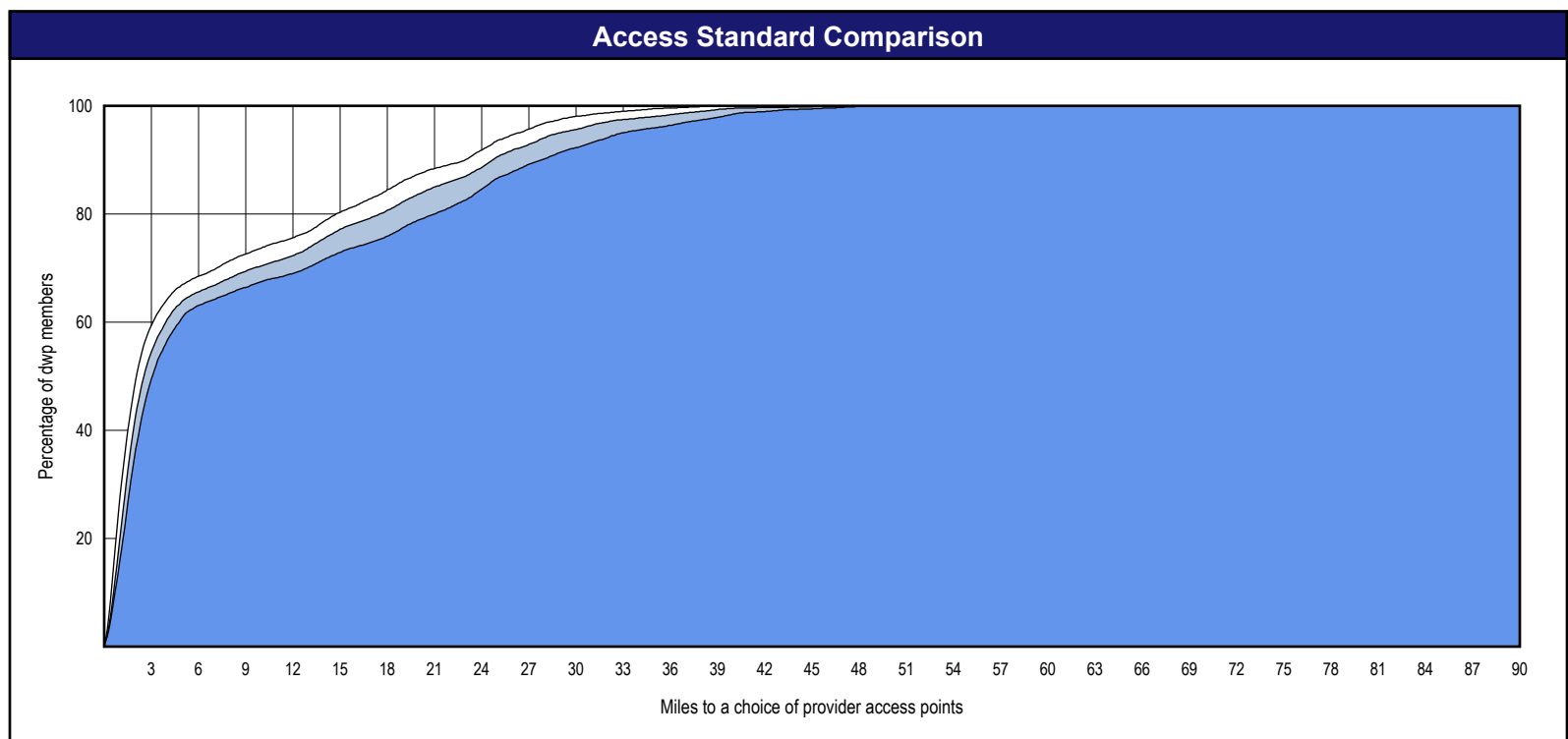
- 1st closest
- 2nd closest
- 3rd closest

<sup>1</sup> The Access Standard is defined as (DWP Members) dwp members accessing:  
 1 (All Dentists) provider access points in 90 miles or 90 minutes



### Distances/Times

	Average
Distance/Time to 1st closest provider access points	6.9 miles 7.8 mins
Distance/Time to 2nd closest provider access points	8.1 miles 9.1 mins
Distance/Time to 3rd closest provider access points	9.5 miles 10.8 mins



# Access Overview - General Dentists (90 miles/90 minutes)

October 9, 2024

Access Analysis  
General Dentists (90 miles/90 minutes)

DWP Member / Provider Access Points  
Groups

- DWP Members
- General Dentists


Comparison Graph

Percent of dwp members with access to a choice of provider access points over miles

- 1st closest
- 2nd closest
- 3rd closest

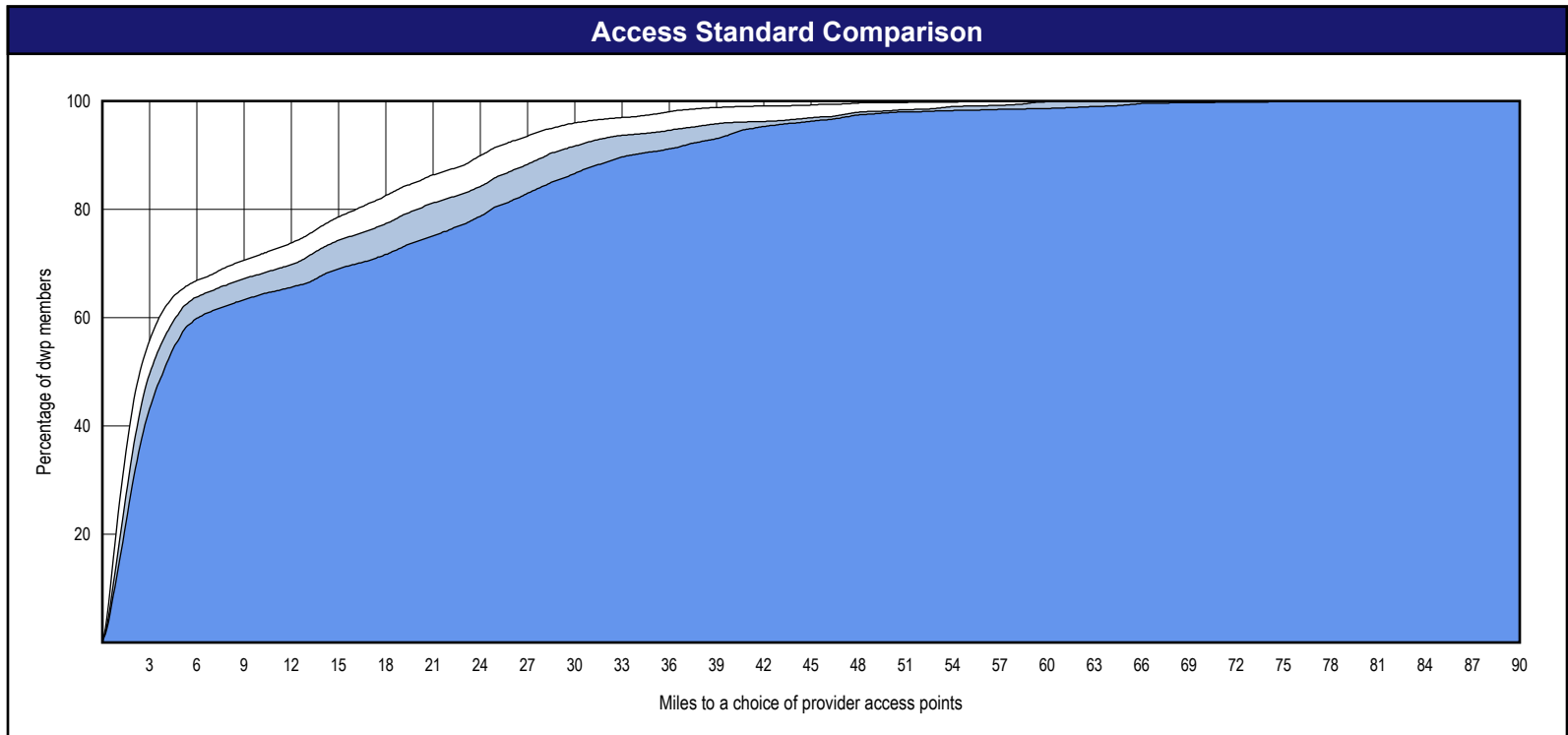
<sup>1</sup> The Access Standard is defined as (DWP Members) dwp members accessing:

1 (General Dentists) provider access points in 90 miles or 90 minutes



### Distances/Times

	Average
Distance/Time to 1st closest provider access points	7.8 miles 8.8 mins
Distance/Time to 2nd closest provider access points	9.9 miles 11.1 mins
Distance/Time to 3rd closest provider access points	12.0 miles 13.5 mins





# Access Overview - Primary Care Dentist (90 miles/90 minutes)

October 9, 2024

**Access Analysis**

Primary Care Dentist (90 miles/90 minutes)

**DWP Member / Provider Access Points Groups**

- DWP Members
- Primary Care Dentist


**Comparison Graph**

Percent of dwp members with access to a choice of provider access points over miles

- 1st closest
- 2nd closest
- 3rd closest

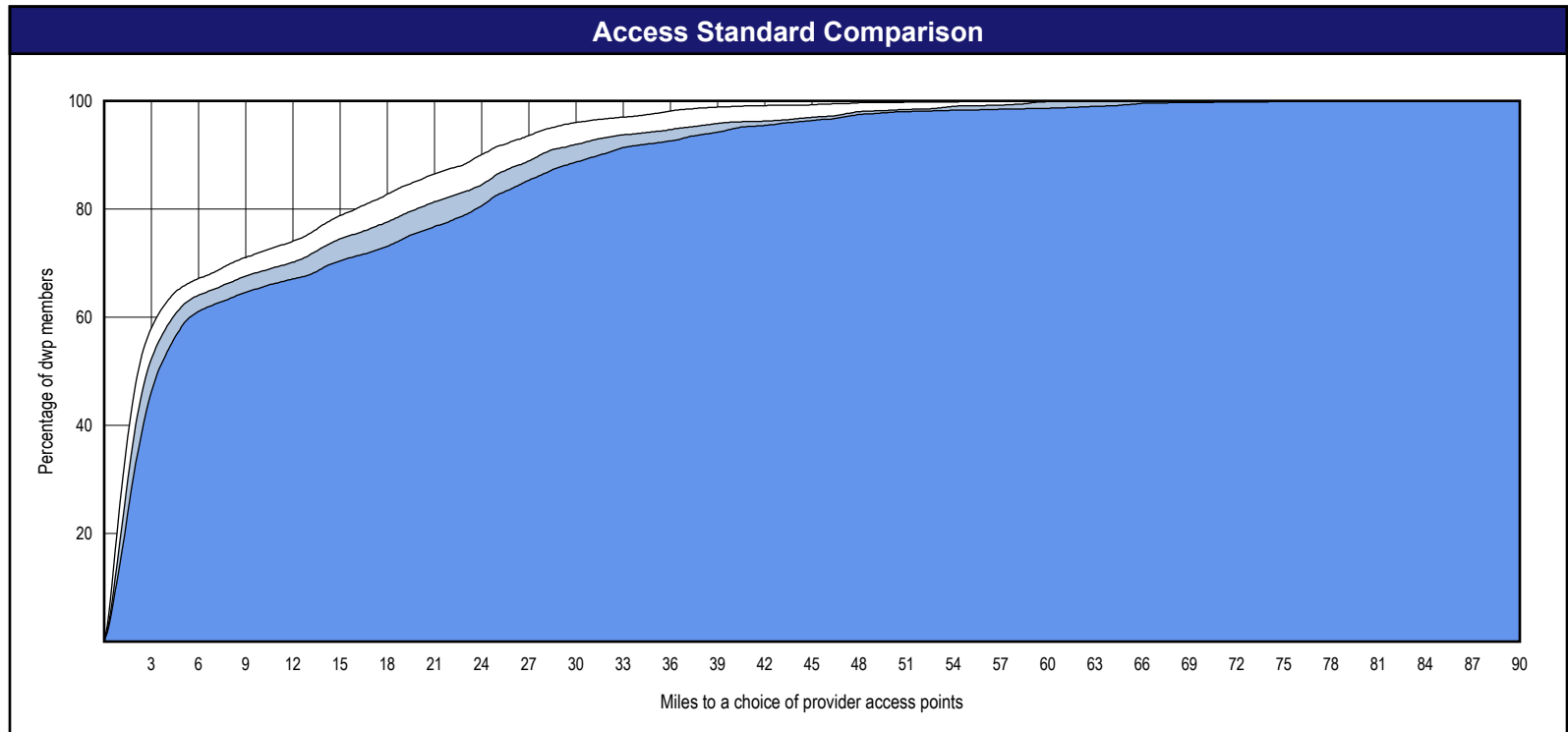
<sup>1</sup> The Access Standard is defined as (DWP Members) dwp members accessing:

1 (Primary Care Dentist) provider access points in 90 miles or 90 minutes



### Distances/Times

	Average
Distance/Time to 1st closest provider access points	7.7 miles 8.6 mins
Distance/Time to 2nd closest provider access points	9.7 miles 10.9 mins
Distance/Time to 3rd closest provider access points	11.3 miles 12.7 mins



# Access Overview - Orthodontists (90 miles/90 minutes)

October 9, 2024

Access Analysis  
Orthodontists (90 miles/90 minutes)

DWP Member / Provider Access Points  
Groups

- DWP Members
- Orthodontists

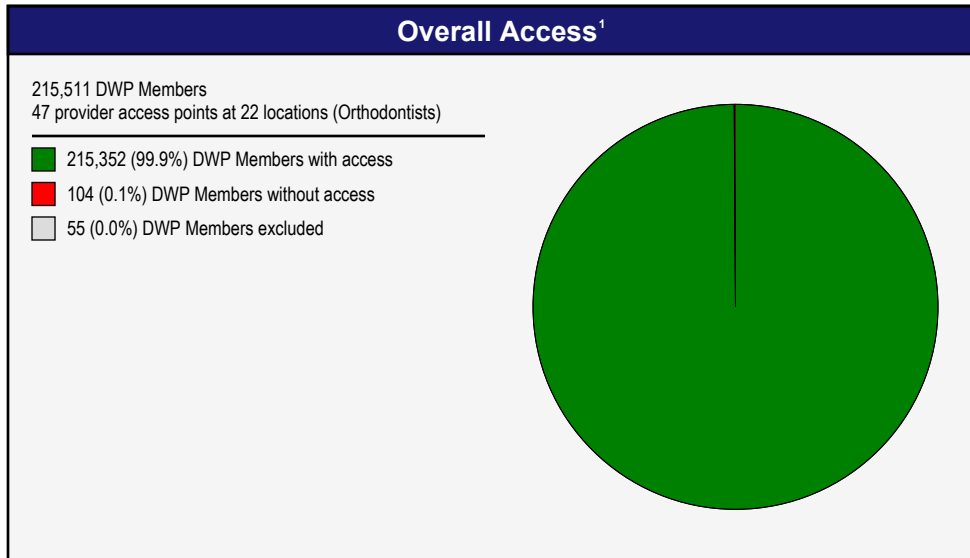
Comparison Graph

Percent of dwp members with access to a choice of provider access points over miles

- 1st closest
- 2nd closest
- 3rd closest

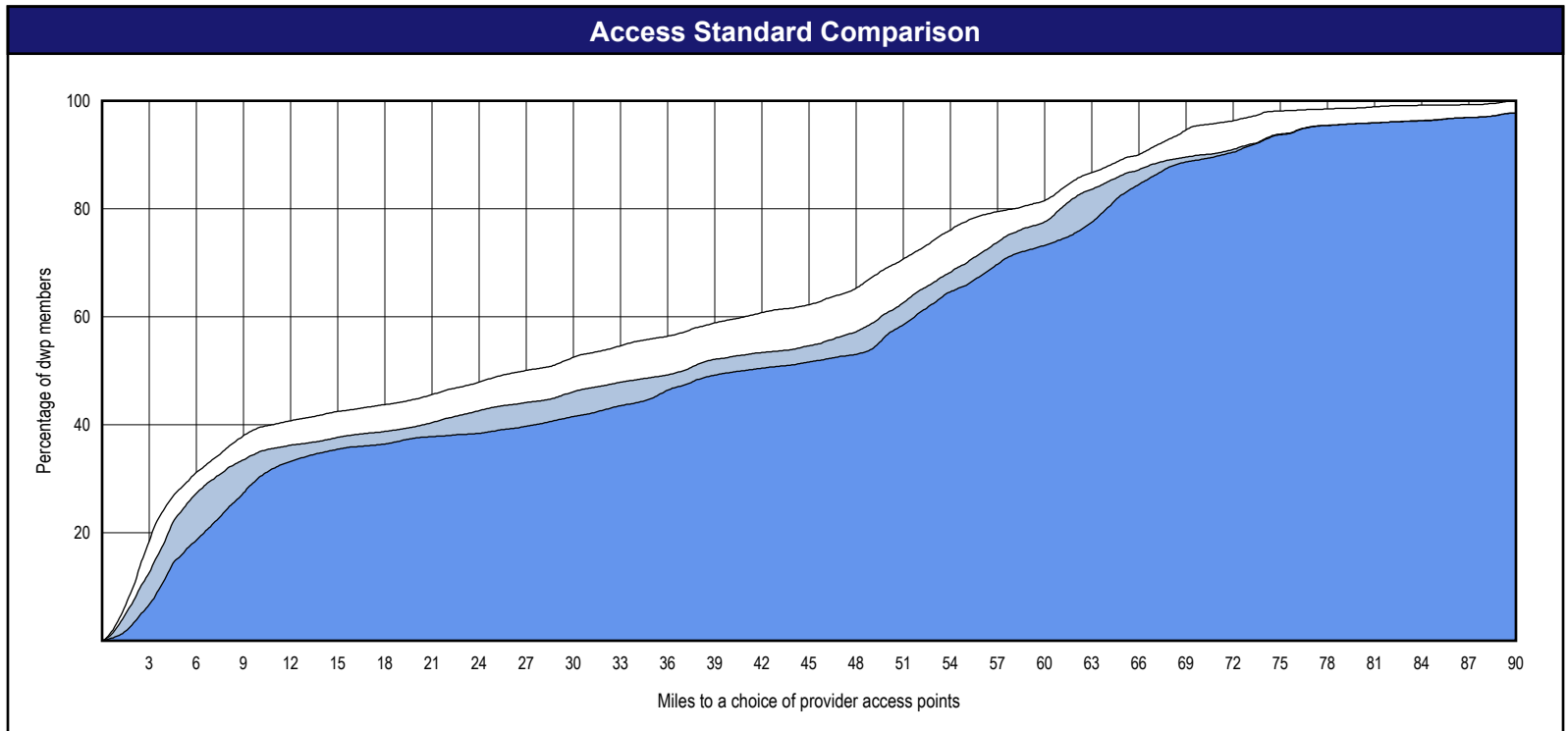
<sup>1</sup> The Access Standard is defined as (DWP Members) dwp members accessing:

1 (Orthodontists) provider access points in 90 miles or 90 minutes



### Distances/Times

	Average
Distance/Time to 1st closest provider access points	30.4 miles 37.0 mins
Distance/Time to 2nd closest provider access points	35.2 miles 43.7 mins
Distance/Time to 3rd closest provider access points	37.9 miles 47.3 mins



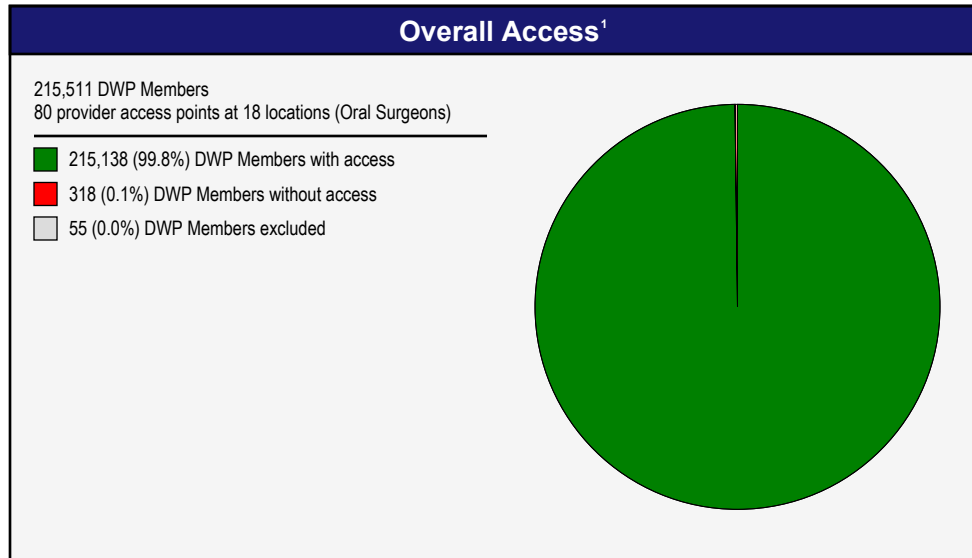
# Access Overview - Oral Surgeons (90 miles/90 minutes)

October 9, 2024

Access Analysis  
 Oral Surgeons (90 miles/90 minutes)  
 DWP Member / Provider Access Points Groups  
 DWP Members  
 Oral Surgeons

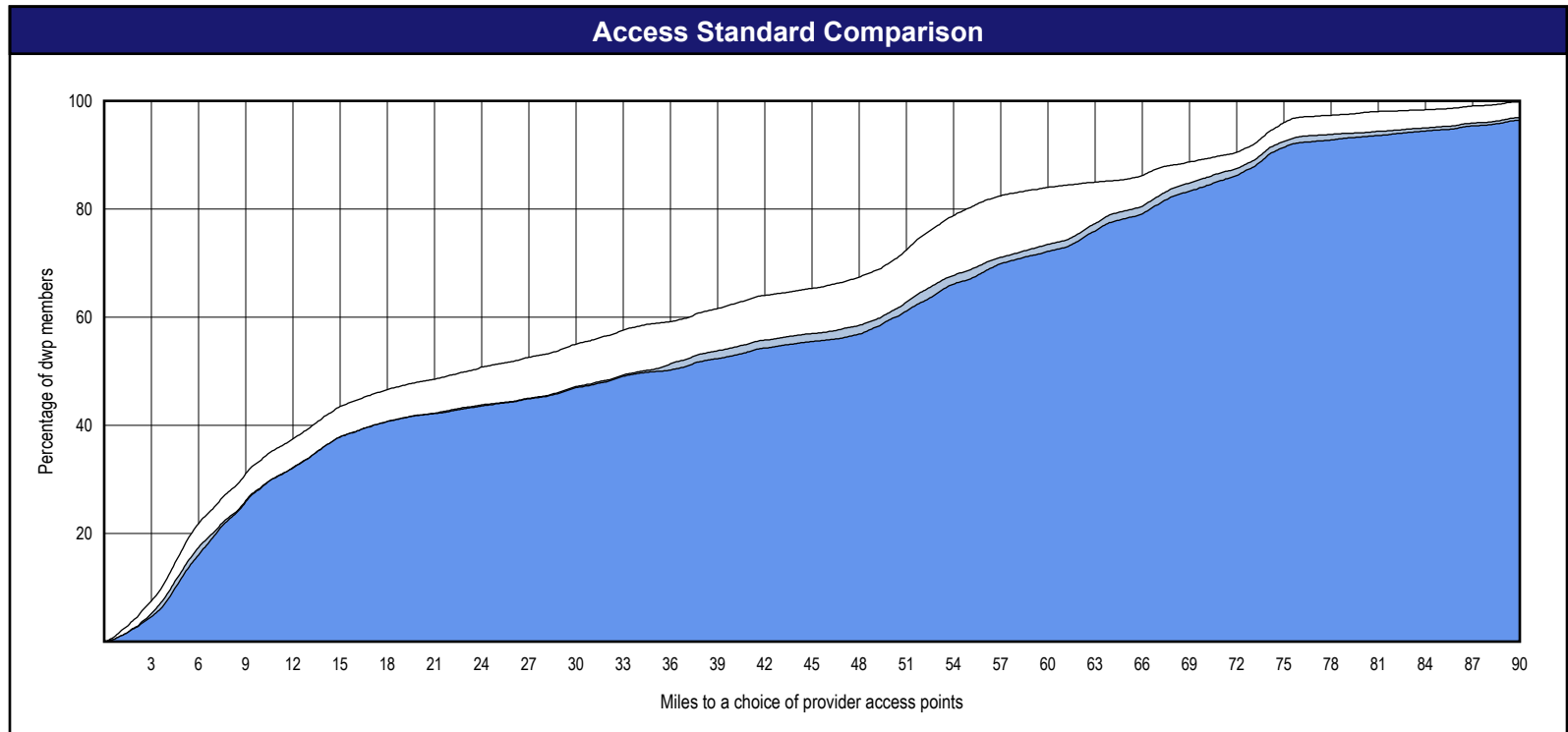
Comparison Graph  
 Percent of dwp members with access to a choice of provider access points over miles  
 1st closest  
 2nd closest  
 3rd closest

<sup>1</sup> The Access Standard is defined as (DWP Members) dwp members accessing:  
 1 (Oral Surgeons) provider access points in 90 miles or 90 minutes



### Distances/Times

	Average
Distance/Time to 1st closest provider access points	30.8 miles 37.3 mins
Distance/Time to 2nd closest provider access points	36.7 miles 43.6 mins
Distance/Time to 3rd closest provider access points	37.6 miles 44.7 mins



# Access Overview - Endodontists (90 miles/90 minutes)

October 9, 2024

Access Analysis  
Endodontists (90 miles/90 minutes)

DWP Member / Provider Access Points Groups

- DWP Members
- Endodontists


Comparison Graph

Percent of dwp members with access to a choice of provider access points over miles

- 1st closest
- 2nd closest
- 3rd closest

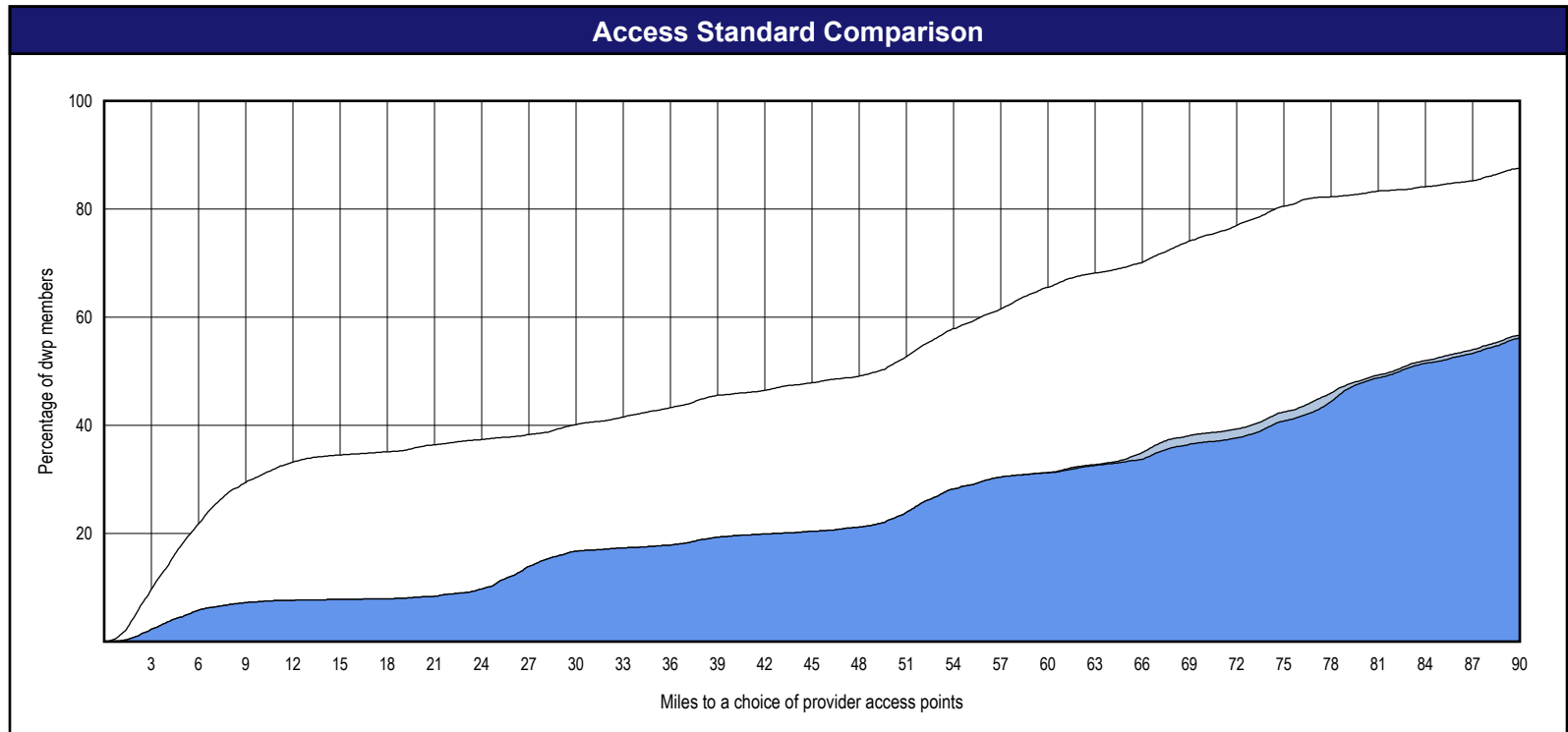
<sup>1</sup> The Access Standard is defined as (DWP Members) dwp members accessing:

1 (Endodontists) provider access points in 90 miles or 90 minutes



### Distances/Times

	Average
Distance/Time to 1st closest provider access points	45.1 miles 65.8 mins
Distance/Time to 2nd closest provider access points	77.0 miles 117.2 mins
Distance/Time to 3rd closest provider access points	78.6 miles 119.6 mins



# Access Overview - Prosthodontists (90 miles/90 minutes)


October 9, 2024

Access Analysis  
 Prosthodontists (90 miles/90 minutes)  
 DWP Member / Provider Access Points Groups  
 DWP Members  
 Prosthodontists

Comparison Graph  
 Percent of dwp members with access to a choice of provider access points over miles

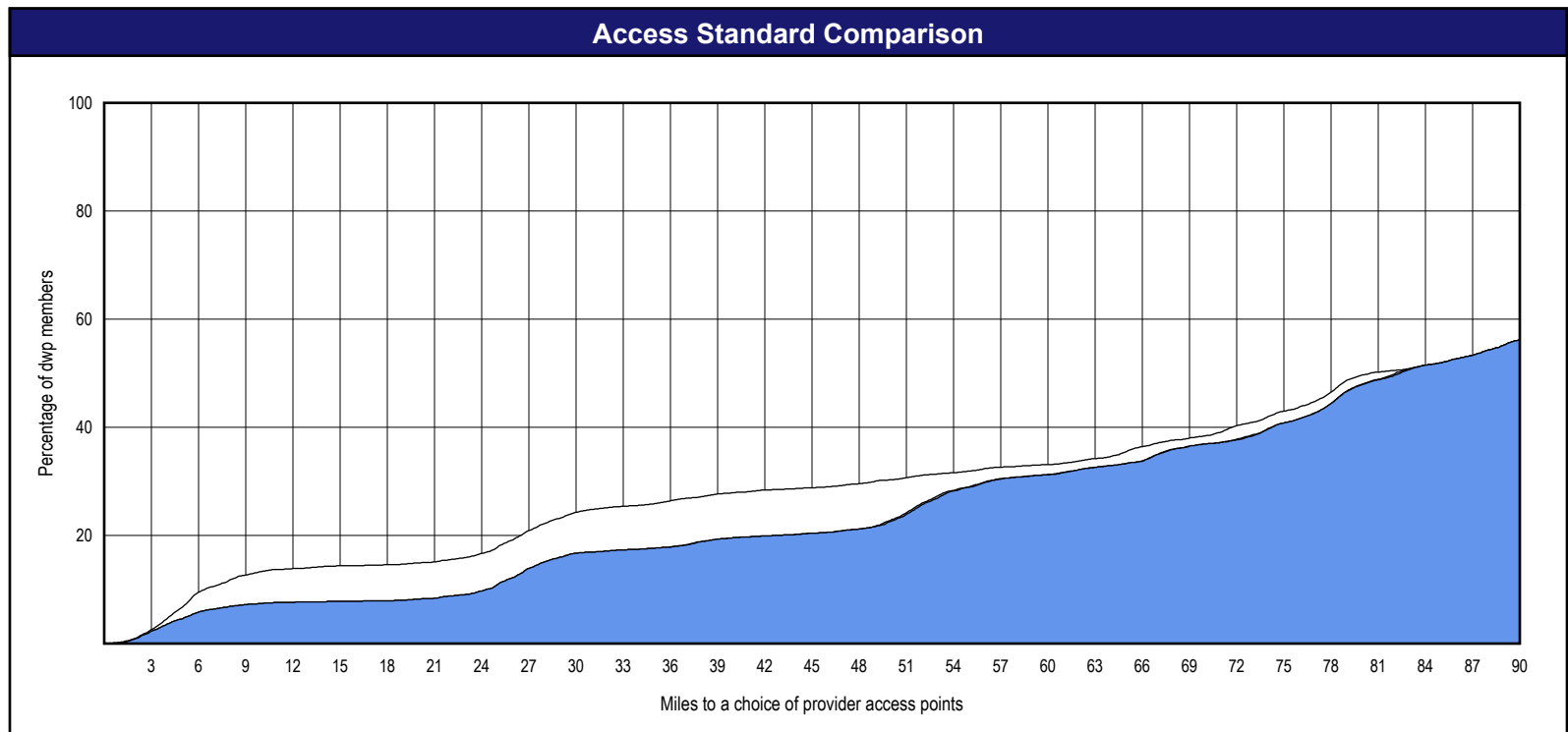
- 1st closest
- 2nd closest
- 3rd closest

<sup>1</sup> The Access Standard is defined as (DWP Members) dwp members accessing:  
 1 (Prosthodontists) provider access points in 90 miles or 90 minutes



### Distances/Times

	Average
Distance/Time to 1st closest provider access points	74.5 miles 112.2 mins
Distance/Time to 2nd closest provider access points	78.5 miles 119.5 mins
Distance/Time to 3rd closest provider access points	78.6 miles 119.6 mins



# Access Overview - Periodontists (90 miles/90 minutes)

October 9, 2024

Access Analysis  
Periodontists (90 miles/90 minutes)

DWP Member / Provider Access Points  
Groups

- DWP Members
- Periodontists

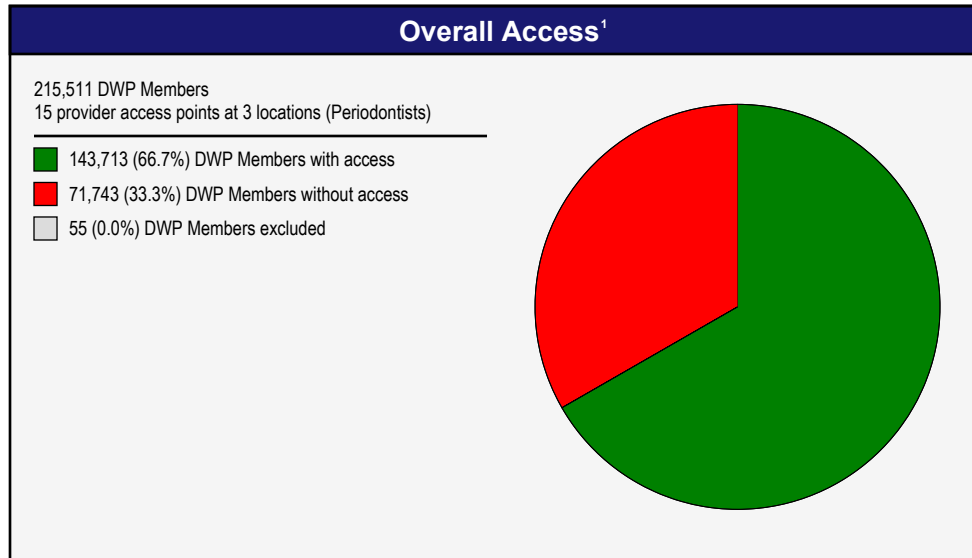
Comparison Graph

Percent of dwp members with access to a choice of provider access points over miles

- 1st closest
- 2nd closest
- 3rd closest

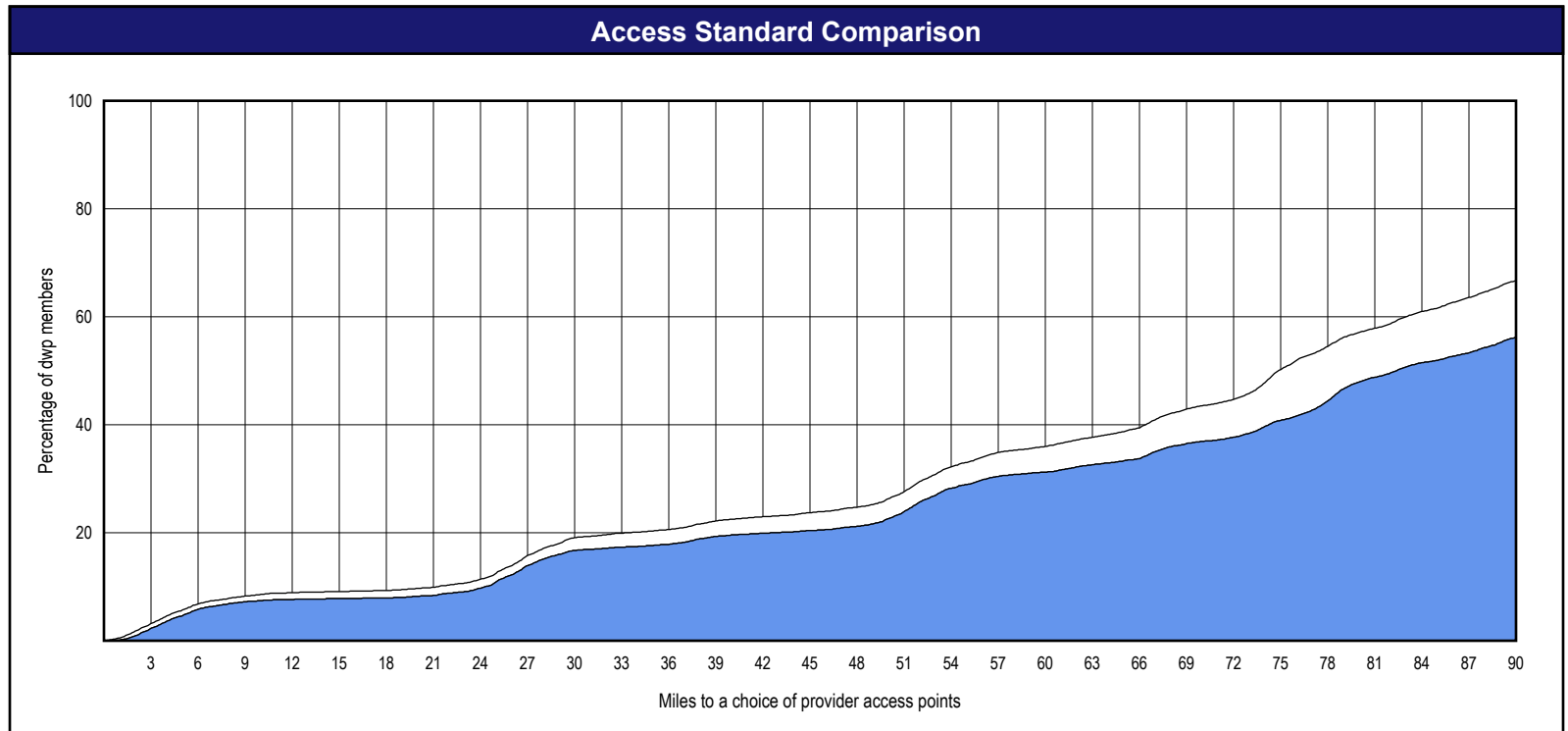
<sup>1</sup> The Access Standard is defined as (DWP Members) dwp members accessing:

1 (Periodontists) provider access points in 90 miles or 90 minutes



### Distances/Times

	Average
Distance/Time to 1st closest provider access points	70.1 miles 93.3 mins
Distance/Time to 2nd closest provider access points	78.6 miles 119.6 mins
Distance/Time to 3rd closest provider access points	78.6 miles 119.6 mins



# Access Overview - Pedodontists (90 miles/90 minutes)

October 9, 2024

Access Analysis  
Periodontists (90 miles/90 minutes)

DWP Member / Provider Access Points  
Groups

- DWP Members
- Periodontists

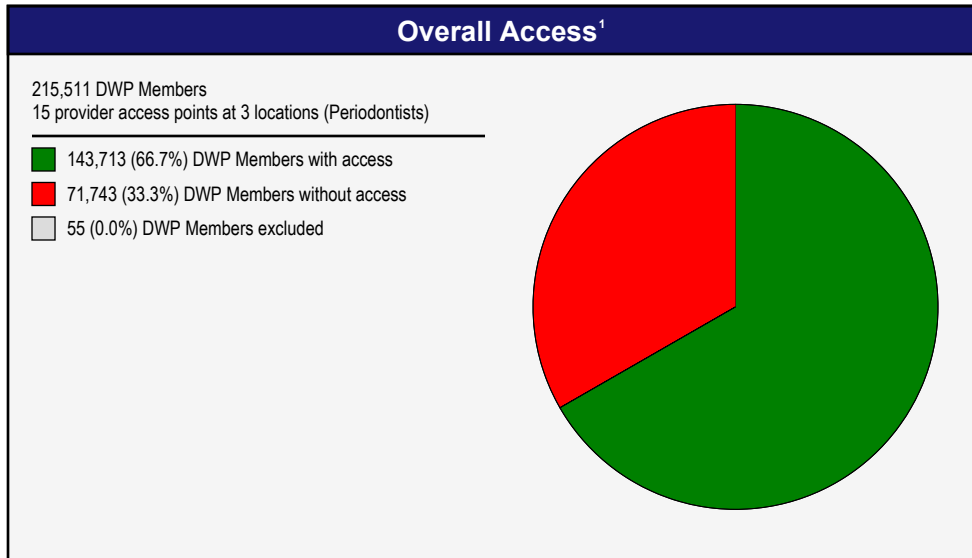
Comparison Graph

Percent of dwp members with access to a choice of provider access points over miles

- 1st closest
- 2nd closest
- 3rd closest

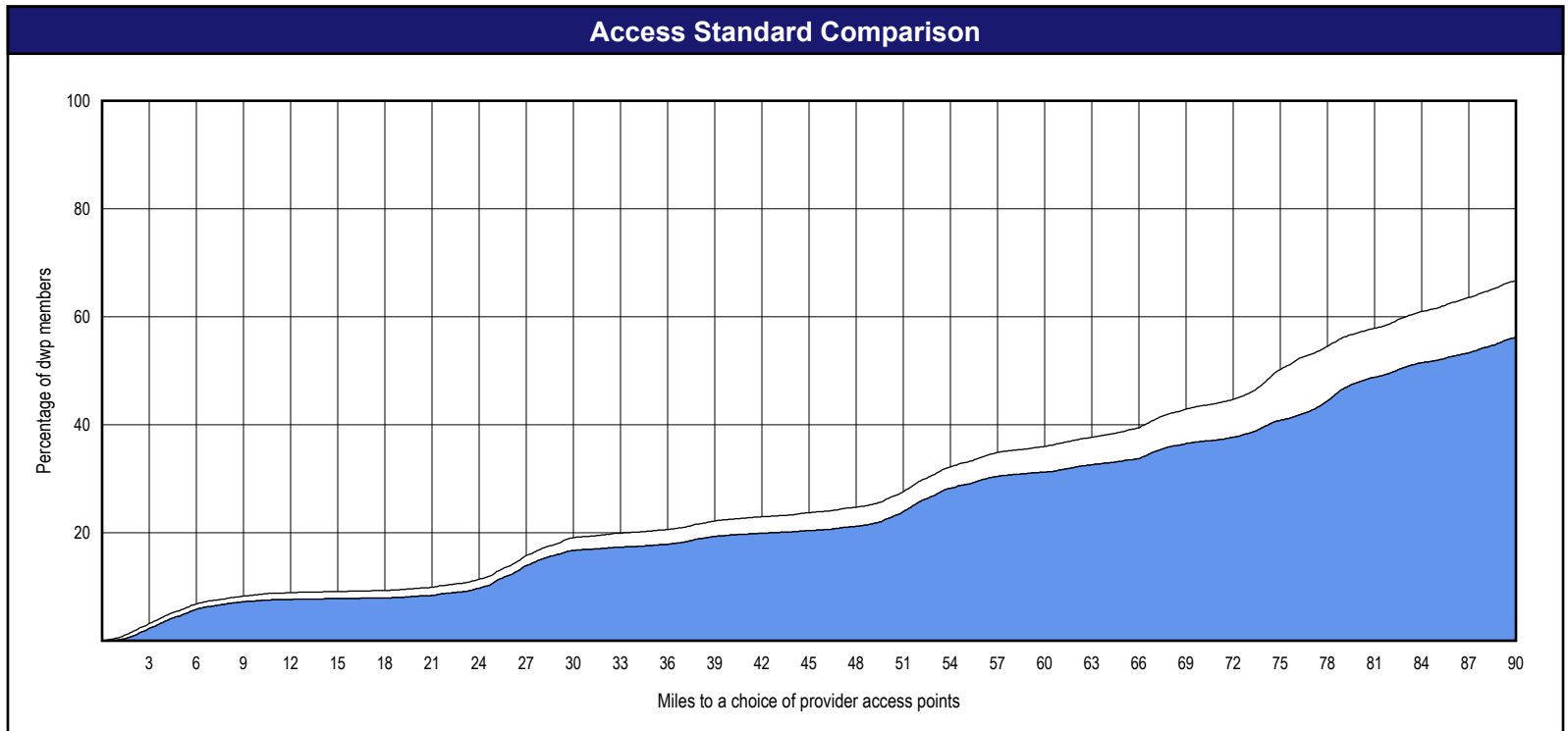
<sup>1</sup> The Access Standard is defined as (DWP Members) dwp members accessing:

1 (Periodontists) provider access points in 90 miles or 90 minutes



### Distances/Times

	Average
Distance/Time to 1st closest provider access points	70.1 miles 93.3 mins
Distance/Time to 2nd closest provider access points	78.6 miles 119.6 mins
Distance/Time to 3rd closest provider access points	78.6 miles 119.6 mins



# General Dentists Access Map

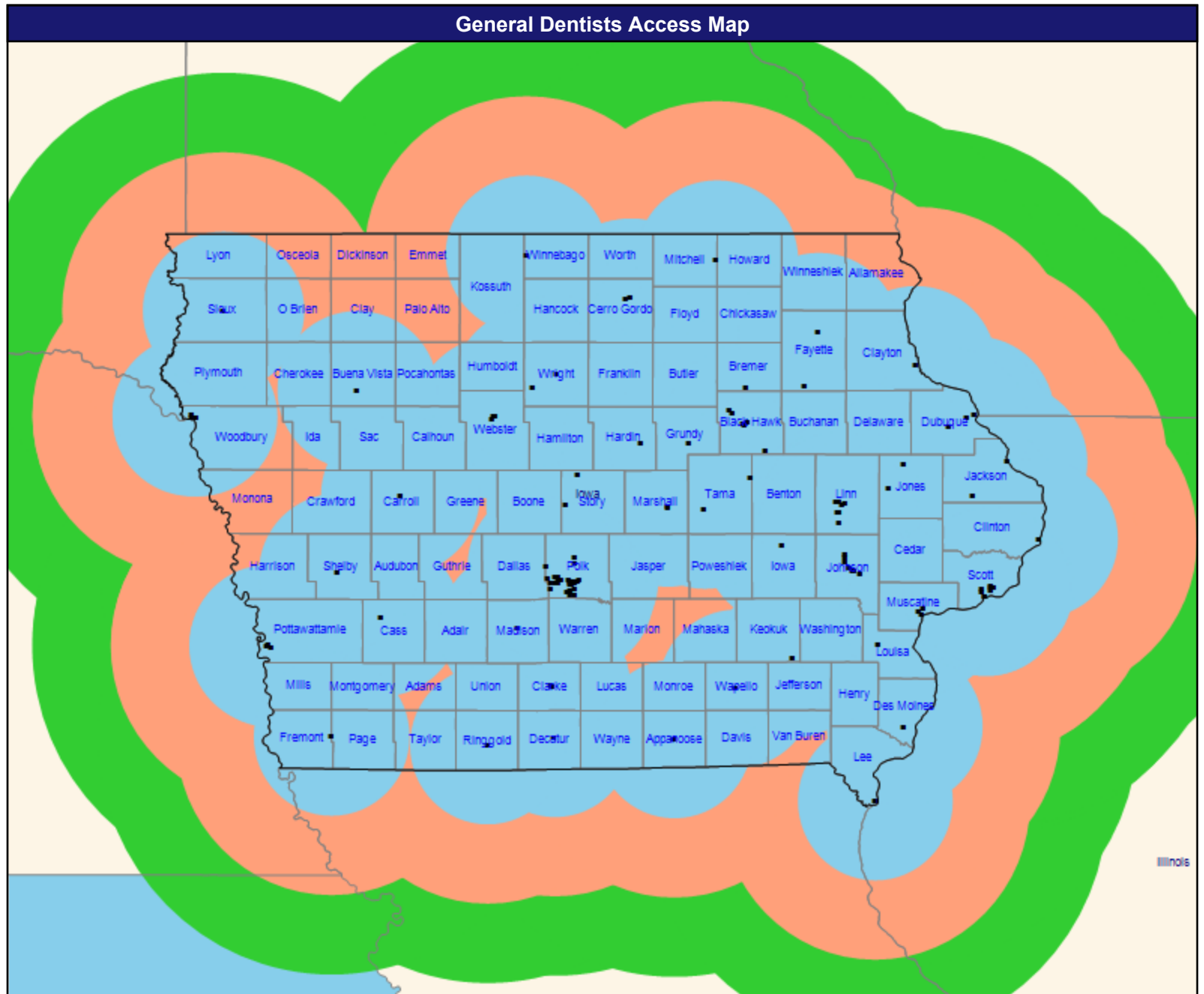
October 9, 2024

General Dentists (Iowa)

Total Providers: 322

- All provider access points
- 30 mile radius
- 60 mile radius
- 90 mile radius

54.55 miles





# Primary Care Dentist Access Map

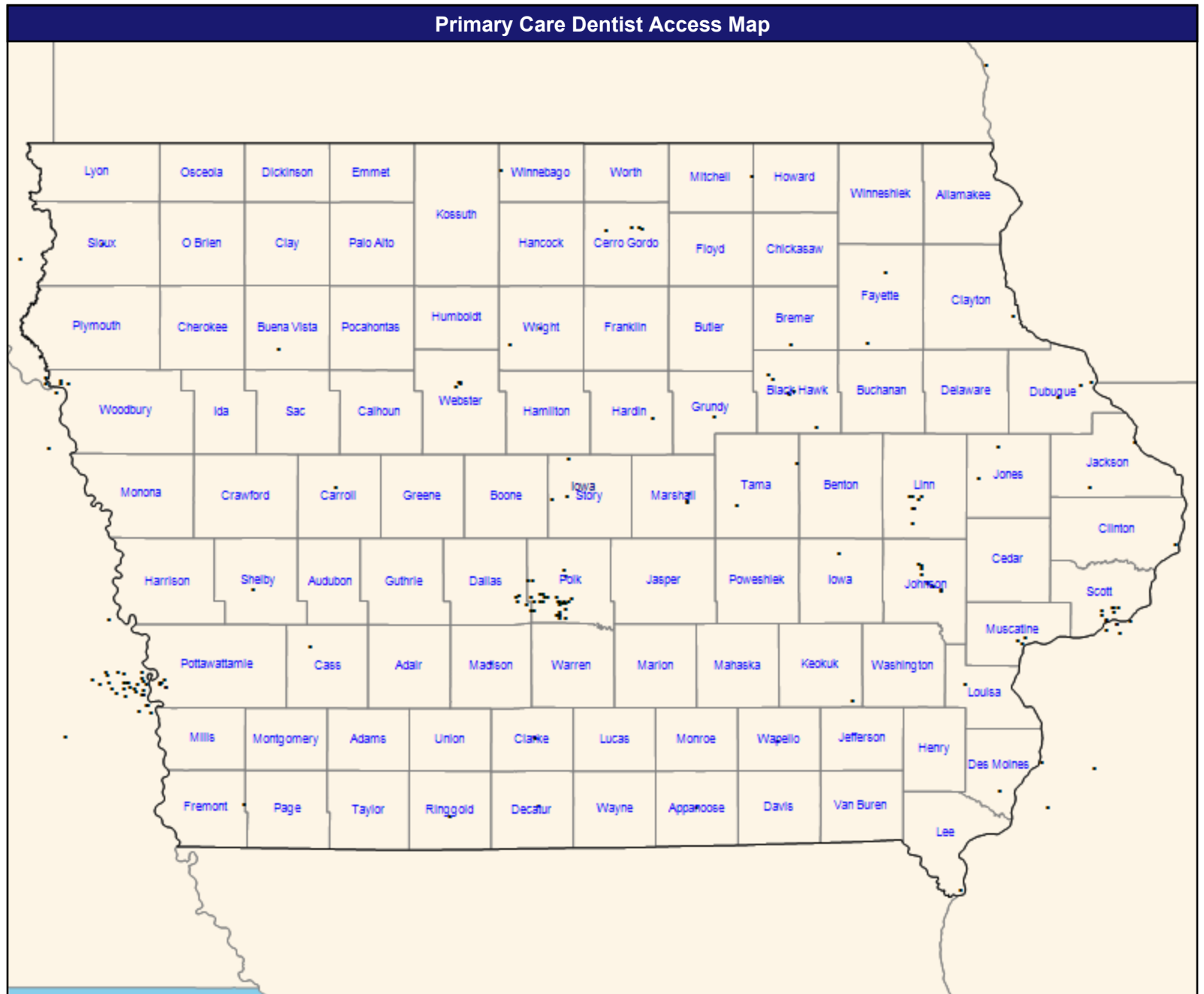
October 9, 2024

Primary Care Dentist

Total Providers: 801

■ All provider access points

41.42 miles



# Endodontists Access Map

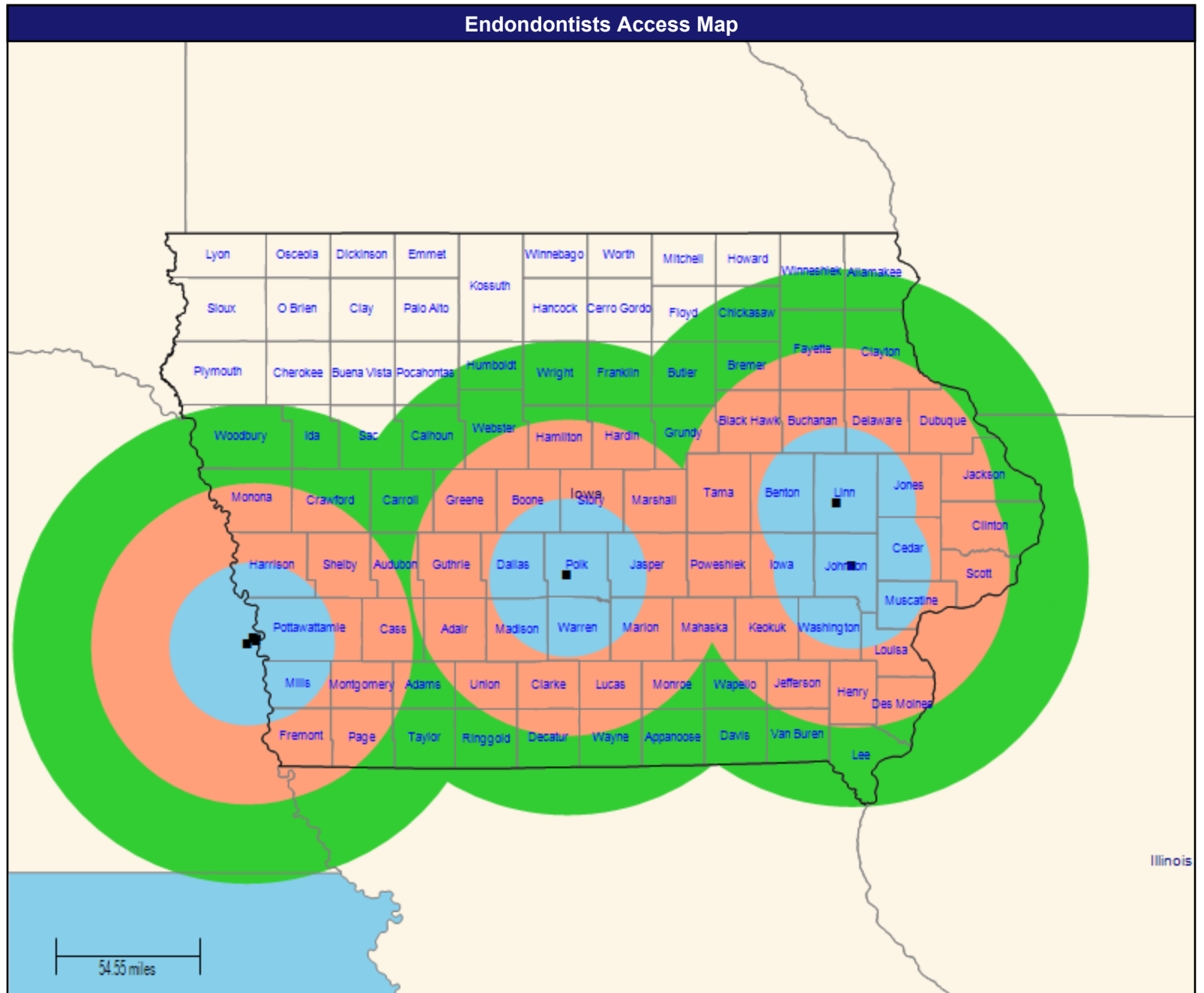
October 9, 2024

Endodontists

Total Providers: 12

- All provider access points
- 30 mile radius
- 60 mile radius
- 90 mile radius

54.55 miles



# Oral Surgeons Access Map

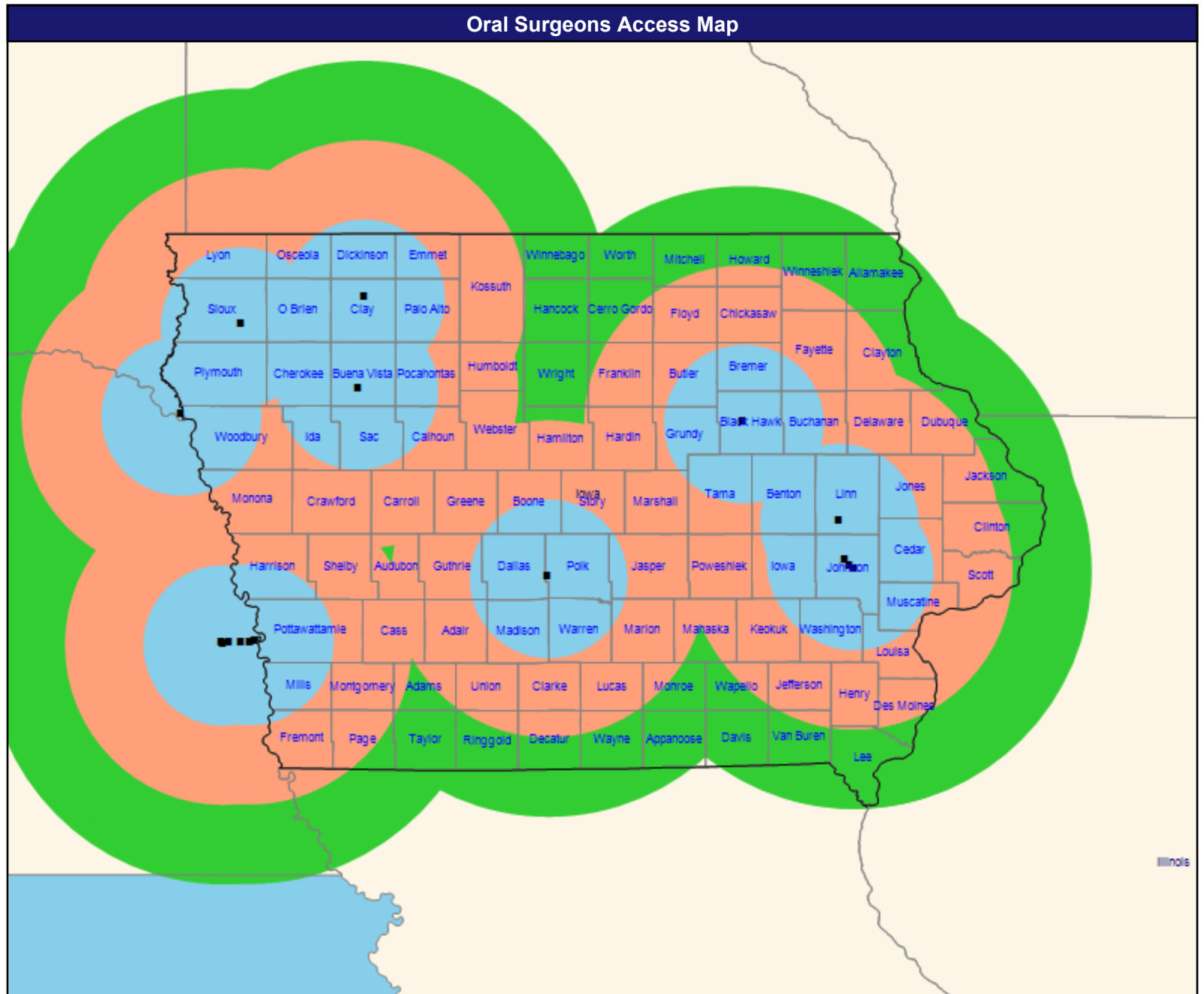
October 9, 2024

Oral Surgeons

Total Providers: 80

- All provider access points
- 30 mile radius
- 60 mile radius
- 90 mile radius

54.55 miles



# Orthodontists Access Map

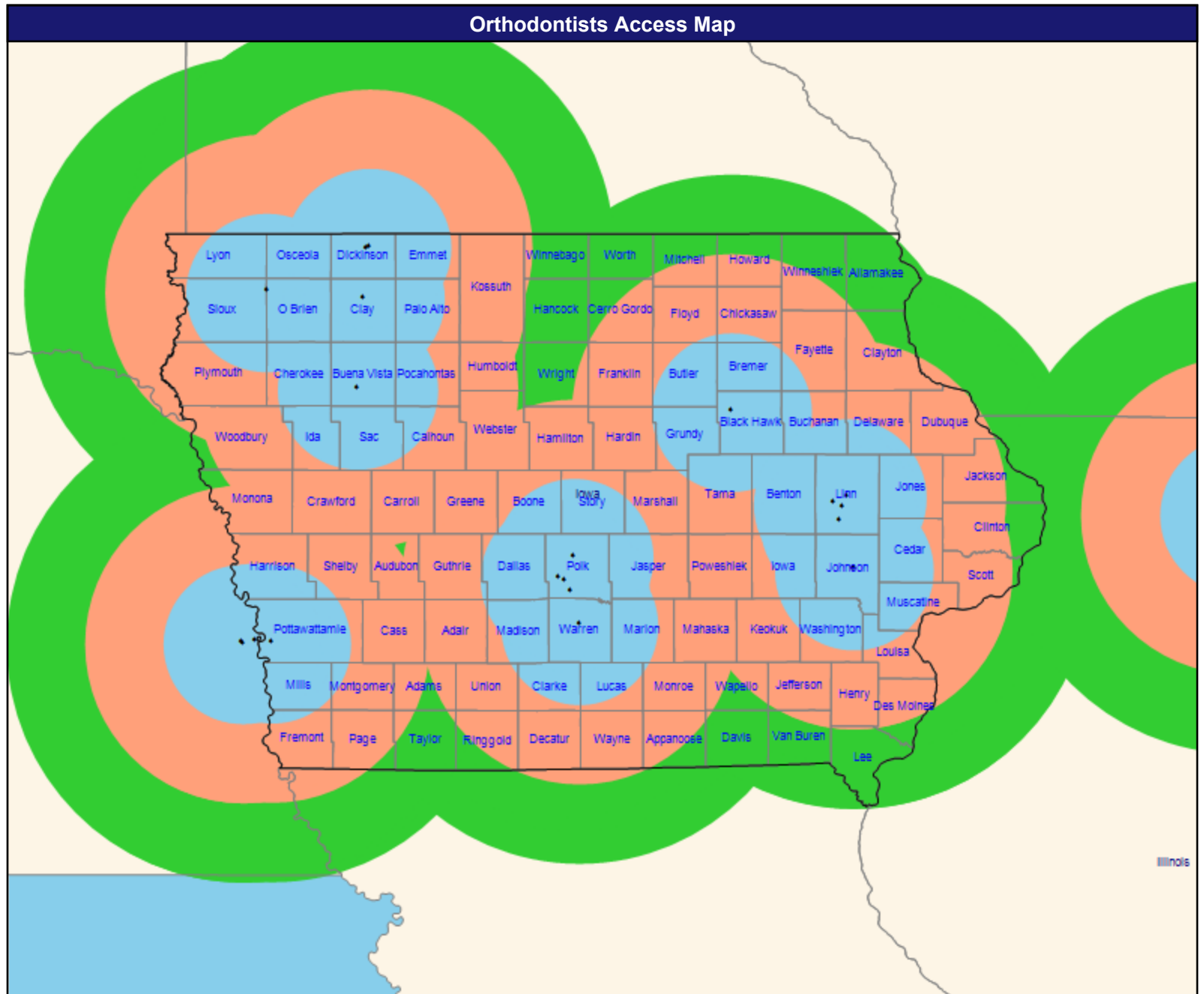
October 9, 2024

Orthodontists

Total Providers: 47

- All provider access points
- 30 mile radius
- 60 mile radius
- 90 mile radius

54.55 miles



# Periodontists Access Map

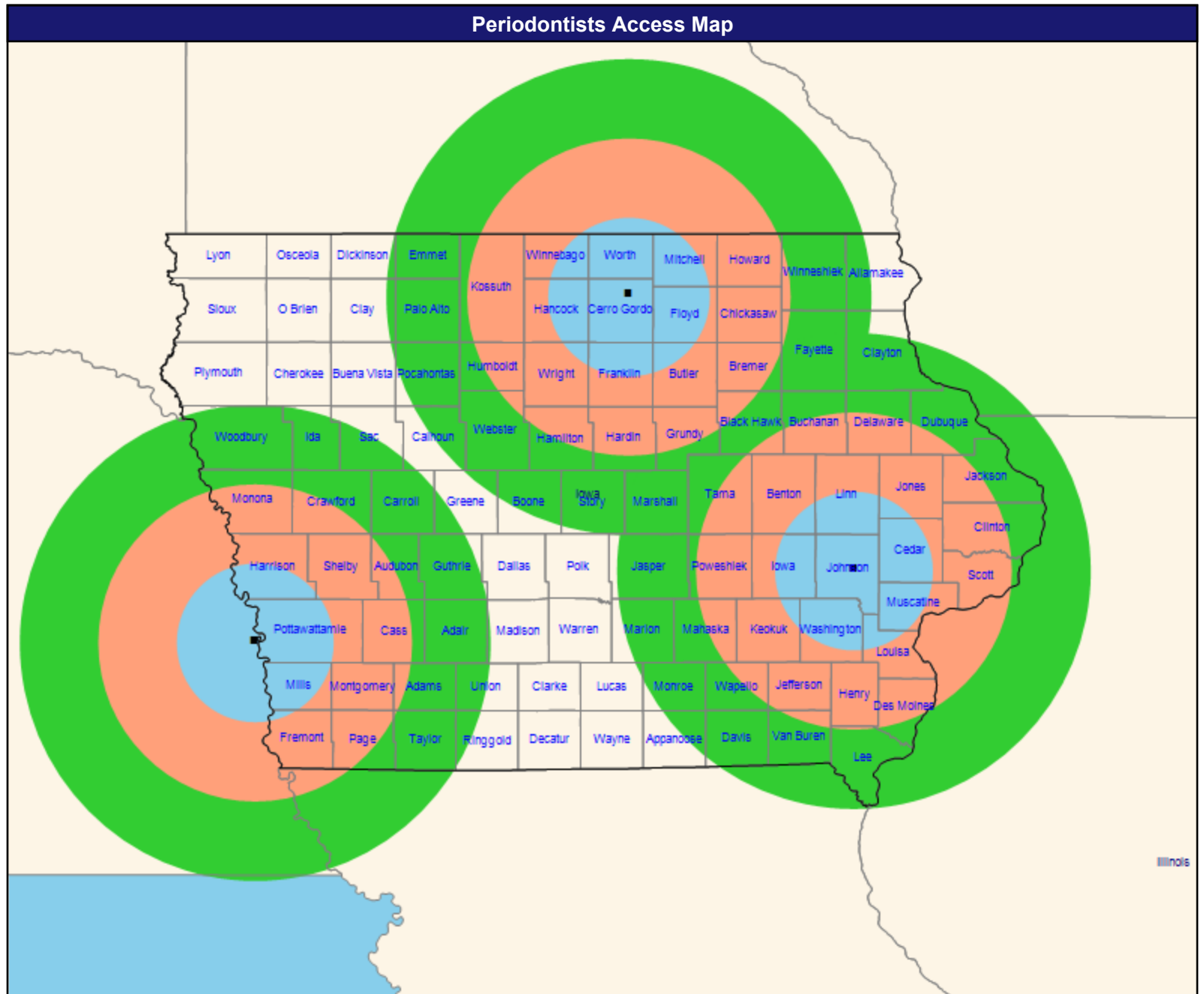
October 9, 2024

Periodontists

Total Providers: 15

- All provider access points
- 30 mile radius
- 60 mile radius
- 90 mile radius

54.55 miles



# Prosthodontists Access Map

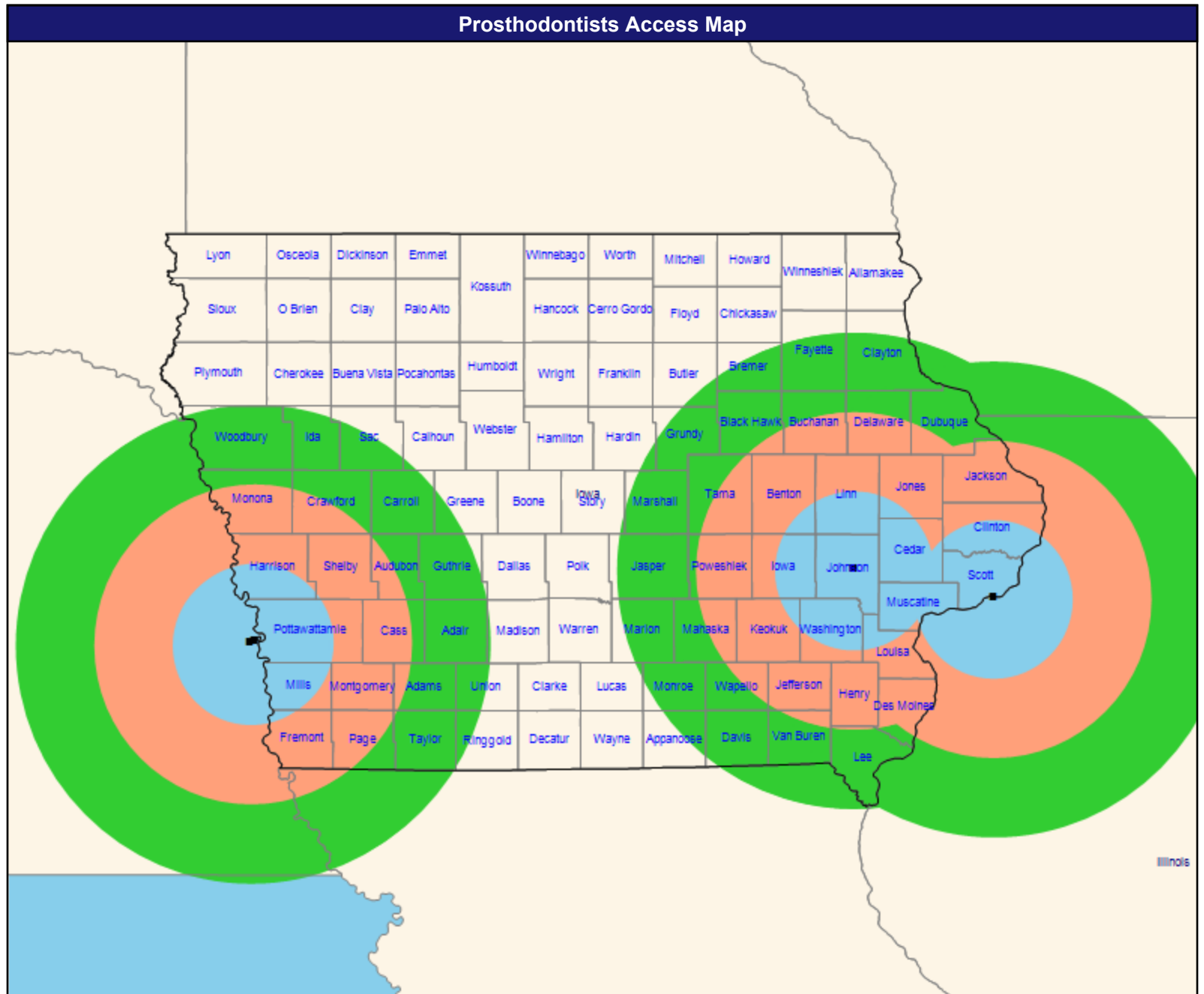
October 9, 2024

Prosthodontists

Total Providers: 19

- All provider access points
- 30 mile radius
- 60 mile radius
- 90 mile radius

54.55 miles



# Prosthodontists Access Map

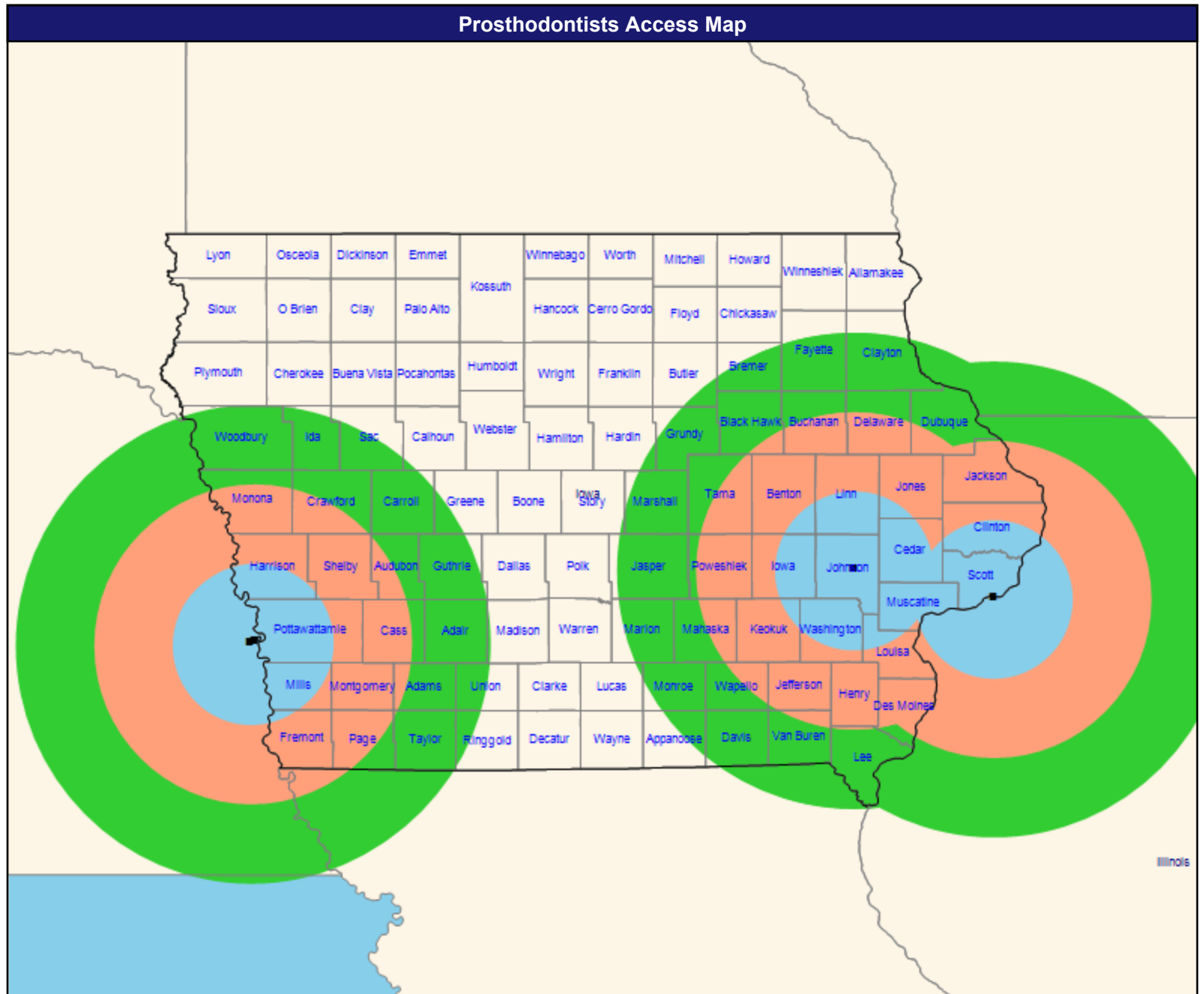
October 9, 2024

Prosthodontists

Total Providers: 19

- All provider access points
- 30 mile radius
- 60 mile radius
- 90 mile radius

54.55 miles



# Access Summary By County

October 9, 2024

Access Analysis  
 All Access  
 DWP Member Group  
 DWP Members (Iowa)  
 Provider Group  
 General Dentists (Iowa)  
 Primary Care Dentist (Iowa)  
 Endodontists (Iowa)  
 Oral Surgeons (Iowa)  
 Orthodontists (Iowa)  
 Periodontists (Iowa)  
 Prosthodontists (Iowa)

---

<sup>1</sup> Provider counts represent:  
 #: Provider access points  
 P: Unique providers  
 L: Unique provider locations

\*\* These records have been excluded from the analysis because of invalid zip codes.

All DWP Members													
DWP Member		Provider		With Access		Without Access		Counts <sup>1</sup>			Average Distance		
Group	#	Group	Standard	#	%	#	%	#	P	L	1	2	3
DWP Members	215,456	General Dentists	1 in 30 miles and 30 m...	201,707	93.6	13,749	6.4	322	322	115	7.9	10.2	12.4
		General Dentists	1 in 60 miles and 60 m...	215,247	99.9	209	0.1	322	322	115	7.9	10.2	12.4
Provider Group		General Dentists	1 in 90 miles and 90 m...	215,456	100.0	0	0.0	322	322	115	7.9	10.2	12.4
		Primary Care Dentist	1 in 90 miles and 90 m...	215,456	100.0	0	0.0	412	412	131	7.8	10.0	11.7
General Dentists (Iowa)		Endodontists	1 in 30 miles and 30 m...	69,570	32.3	145,886	67.7	5	5	3	56.7	108.2	111.8
		Endodontists	1 in 60 miles and 60 m...	89,281	41.4	126,175	58.6	5	5	3	56.7	108.2	111.8
Primary Care Dentist (Iowa)		Endodontists	1 in 90 miles and 90 m...	126,206	58.6	89,250	41.4	5	5	3	56.7	108.2	111.8
		Oral Surgeons	1 in 30 miles and 30 m...	89,802	41.7	125,654	58.3	54	54	10	38.4	44.8	45.7
Endodontists (Iowa)		Oral Surgeons	1 in 60 miles and 60 m...	137,133	63.6	78,323	36.4	54	54	10	38.4	44.8	45.7
		Oral Surgeons	1 in 90 miles and 90 m...	193,961	90.0	21,495	10.0	54	54	10	38.4	44.8	45.7
Oral Surgeons (Iowa)		Orthodontists	1 in 30 miles and 30 m...	106,790	49.6	108,666	50.4	42	42	18	30.4	40.6	43.2
		Orthodontists	1 in 60 miles and 60 m...	151,219	70.2	64,237	29.8	42	42	18	30.4	40.6	43.2
Orthodontists (Iowa)		Orthodontists	1 in 90 miles and 90 m...	205,320	95.3	10,136	4.7	42	42	18	30.4	40.6	43.2
		Periodontists	1 in 30 miles and 30 m...	13,491	6.3	201,965	93.7	8	8	2	89.6	111.8	111.8
Periodontists (Iowa)		Periodontists	1 in 60 miles and 60 m...	40,488	18.8	174,968	81.2	8	8	2	89.6	111.8	111.8
		Periodontists	1 in 90 miles and 90 m...	82,263	38.2	133,193	61.8	8	8	2	89.6	111.8	111.8
Prosthodontists (Iowa)		Prosthodontists	1 in 30 miles and 30 m...	9,410	4.4	206,046	95.6	13	13	2	111.7	111.8	111.8
		Prosthodontists	1 in 60 miles and 60 m...	31,613	14.7	183,843	85.3	13	13	2	111.7	111.8	111.8
		Prosthodontists	1 in 90 miles and 90 m...	51,531	23.9	163,925	76.1	13	13	2	111.7	111.8	111.8

Key Geographic Areas											
County	DWP Member		Provider		With Access		Without Access		Average Distance		
	Group	#	Group	Standard	#	%	#	%	1	2	3
Polk, IA	DWP Members	38,668	General Dentists	1 in 30 miles and 30 mins	38,668	100.0	0	0.0	1.8	2.1	2.4
			General Dentists	1 in 60 miles and 60 mins	38,668	100.0	0	0.0	1.8	2.1	2.4
			General Dentists	1 in 90 miles and 90 mins	38,668	100.0	0	0.0	1.8	2.1	2.4
			Primary Care Dentist	1 in 90 miles and 90 mins	38,668	100.0	0	0.0	1.7	1.9	2.3
			Endodontists	1 in 30 miles and 30 mins	38,651	99.9	17	0.1	5.6	107.7	110.0
			Endodontists	1 in 60 miles and 60 mins	38,668	100.0	0	0.0	5.6	107.7	110.0
			Endodontists	1 in 90 miles and 90 mins	38,668	100.0	0	0.0	5.6	107.7	110.0
			Oral Surgeons	1 in 30 miles and 30 mins	38,603	99.8	65	0.2	10.7	10.7	10.7
			Oral Surgeons	1 in 60 miles and 60 mins	38,668	100.0	0	0.0	10.7	10.7	10.7
			Oral Surgeons	1 in 90 miles and 90 mins	38,668	100.0	0	0.0	10.7	10.7	10.7
			Orthodontists	1 in 30 miles and 30 mins	38,668	100.0	0	0.0	4.1	4.6	6.8
			Orthodontists	1 in 60 miles and 60 mins	38,668	100.0	0	0.0	4.1	4.6	6.8
			Orthodontists	1 in 90 miles and 90 mins	38,668	100.0	0	0.0	4.1	4.6	6.8
			Periodontists	1 in 30 miles and 30 mins	0	0.0	38,668	100.0	108.6	110.0	110.0
			Periodontists	1 in 60 miles and 60 mins	0	0.0	38,668	100.0	108.6	110.0	110.0
Periodontists	1 in 90 miles and 90 mins	0	0.0	38,668	100.0	108.6	110.0	110.0			



# Access Detail By County

October 9, 2024

Access Analysis  
 All Access  
 DWP Member / Provider Groups  
 DWP Members (Iowa)  
 General Dentists (Iowa)  
 General Dentists (Iowa)  
 General Dentists (Iowa)  
 Primary Care Dentist (Iowa)  
 Endodontists (Iowa)  
 Endodontists (Iowa)  
 Oral Surgeons (Iowa)  
 Oral Surgeons (Iowa)  
 Oral Surgeons (Iowa)  
 Orthodontists (Iowa)  
 Orthodontists (Iowa)  
 Orthodontists (Iowa)  
 Periodontists (Iowa)  
 Periodontists (Iowa)  
 Periodontists (Iowa)  
 Prosthodontists (Iowa)  
 Prosthodontists (Iowa)  
 Prosthodontists (Iowa)

All DWP Members										
County	DWP Member	Provider		With Access		Without Access		Average Distance		
	#	Group	Standard	#	%	#	%	1	2	3
Adair, IA	413	Endodontists	1 in 30 miles and 30 mins	0	0.0	413	100.0	52.8	156.7	157.5
		Endodontists	1 in 60 miles and 60 mins	51	12.3	362	87.7	52.8	156.7	157.5
		Endodontists	1 in 90 miles and 90 mins	392	94.9	21	5.1	52.8	156.7	157.5
Adams, IA	243	Endodontists	1 in 30 miles and 30 mins	0	0.0	243	100.0	79.7	176.0	176.0
		Endodontists	1 in 60 miles and 60 mins	0	0.0	243	100.0	79.7	176.0	176.0
		Endodontists	1 in 90 miles and 90 mins	0	0.0	243	100.0	79.7	176.0	176.0
Allamakee, IA	660	Endodontists	1 in 30 miles and 30 mins	0	0.0	660	100.0	88.1	111.7	111.7
		Endodontists	1 in 60 miles and 60 mins	0	0.0	660	100.0	88.1	111.7	111.7
		Endodontists	1 in 90 miles and 90 mins	0	0.0	660	100.0	88.1	111.7	111.7
Appanoose, IA	1,245	Endodontists	1 in 30 miles and 30 mins	0	0.0	1,245	100.0	80.6	102.8	102.8
		Endodontists	1 in 60 miles and 60 mins	0	0.0	1,245	100.0	80.6	102.8	102.8
		Endodontists	1 in 90 miles and 90 mins	0	0.0	1,245	100.0	80.6	102.8	102.8
Audubon, IA	303	Endodontists	1 in 30 miles and 30 mins	0	0.0	303	100.0	68.4	174.0	178.4
		Endodontists	1 in 60 miles and 60 mins	0	0.0	303	100.0	68.4	174.0	178.4
		Endodontists	1 in 90 miles and 90 mins	9	3.0	294	97.0	68.4	174.0	178.4
Benton, IA	1,227	Endodontists	1 in 30 miles and 30 mins	313	25.5	914	74.5	25.4	46.1	46.1
		Endodontists	1 in 60 miles and 60 mins	1,225	99.8	2	0.2	25.4	46.1	46.1
		Endodontists	1 in 90 miles and 90 mins	1,227	100.0	0	0.0	25.4	46.1	46.1
Black Hawk, IA	9,136	Endodontists	1 in 30 miles and 30 mins	0	0.0	9,136	100.0	59.3	78.4	78.4
		Endodontists	1 in 60 miles and 60 mins	33	0.4	9,103	99.6	59.3	78.4	78.4
		Endodontists	1 in 90 miles and 90 mins	6,551	71.7	2,585	28.3	59.3	78.4	78.4
Boone, IA	1,198	Endodontists	1 in 30 miles and 30 mins	2	0.2	1,196	99.8	36.7	117.6	126.2
		Endodontists	1 in 60 miles and 60 mins	1,039	86.7	159	13.3	36.7	117.6	126.2
		Endodontists	1 in 90 miles and 90 mins	1,198	100.0	0	0.0	36.7	117.6	126.2
Bremer, IA	773	Endodontists	1 in 30 miles and 30 mins	0	0.0	773	100.0	71.0	90.9	90.9
		Endodontists	1 in 60 miles and 60 mins	0	0.0	773	100.0	71.0	90.9	90.9
		Endodontists	1 in 90 miles and 90 mins	45	5.8	728	94.2	71.0	90.9	90.9
Buchanan, IA	823	Endodontists	1 in 30 miles and 30 mins	1	0.1	822	99.9	39.9	63.5	63.5
		Endodontists	1 in 60 miles and 60 mins	548	66.6	275	33.4	39.9	63.5	63.5
		Endodontists	1 in 90 miles and 90 mins	823	100.0	0	0.0	39.9	63.5	63.5
Buena Vista, IA	1,866	Endodontists	1 in 30 miles and 30 mins	0	0.0	1,866	100.0	114.0	188.9	201.9
		Endodontists	1 in 60 miles and 60 mins	0	0.0	1,866	100.0	114.0	188.9	201.9
		Endodontists	1 in 90 miles and 90 mins	0	0.0	1,866	100.0	114.0	188.9	201.9
Butler, IA	606	Endodontists	1 in 30 miles and 30 mins	0	0.0	606	100.0	83.8	92.4	103.7
		Endodontists	1 in 60 miles and 60 mins	0	0.0	606	100.0	83.8	92.4	103.7
		Endodontists	1 in 90 miles and 90 mins	0	0.0	606	100.0	83.8	92.4	103.7
Calhoun, IA	580	Endodontists	1 in 30 miles and 30 mins	0	0.0	580	100.0	83.4	157.1	168.8
		Endodontists	1 in 60 miles and 60 mins	0	0.0	580	100.0	83.4	157.1	168.8
		Endodontists	1 in 90 miles and 90 mins	0	0.0	580	100.0	83.4	157.1	168.8
Carroll, IA	777	Endodontists	1 in 30 miles and 30 mins	0	0.0	777	100.0	74.1	167.9	175.9

\*\* These records have been excluded from the analysis because of invalid zip codes.

# Access Detail By County

October 9, 2024

- Access Analysis
- All Access
- DWP Member / Provider Groups
- DWP Members (Iowa)
- General Dentists (Iowa)
- General Dentists (Iowa)
- General Dentists (Iowa)
- Primary Care Dentist (Iowa)
- Endodontists (Iowa)
- Endodontists (Iowa)
- Endodontists (Iowa)
- Oral Surgeons (Iowa)
- Oral Surgeons (Iowa)
- Oral Surgeons (Iowa)
- Orthodontists (Iowa)
- Orthodontists (Iowa)
- Orthodontists (Iowa)
- Periodontists (Iowa)
- Periodontists (Iowa)
- Periodontists (Iowa)
- Prosthodontists (Iowa)
- Prosthodontists (Iowa)
- Prosthodontists (Iowa)

\*\* These records have been excluded from the analysis because of invalid zip codes.

All DWP Members										
County	DWP Member	Provider		With Access		Without Access		Average Distance		
	#	Group	Standard	#	%	#	%	1	2	3
Carroll, IA	777	Endodontists	1 in 60 miles and 60 mins	0	0.0	777	100.0	74.1	167.9	175.9
		Endodontists	1 in 90 miles and 90 mins	69	8.9	708	91.1	74.1	167.9	175.9
Cass, IA	986	Endodontists	1 in 30 miles and 30 mins	0	0.0	986	100.0	74.3	181.9	183.5
		Endodontists	1 in 60 miles and 60 mins	0	0.0	986	100.0	74.3	181.9	183.5
		Endodontists	1 in 90 miles and 90 mins	67	6.8	919	93.2	74.3	181.9	183.5
Cedar, IA	817	Endodontists	1 in 30 miles and 30 mins	179	21.9	638	78.1	26.5	27.4	27.4
		Endodontists	1 in 60 miles and 60 mins	817	100.0	0	0.0	26.5	27.4	27.4
		Endodontists	1 in 90 miles and 90 mins	817	100.0	0	0.0	26.5	27.4	27.4
Cerro Gordo, IA	2,783	Endodontists	1 in 30 miles and 30 mins	0	0.0	2,783	100.0	109.5	118.7	136.0
		Endodontists	1 in 60 miles and 60 mins	0	0.0	2,783	100.0	109.5	118.7	136.0
		Endodontists	1 in 90 miles and 90 mins	0	0.0	2,783	100.0	109.5	118.7	136.0
Cherokee, IA	691	Endodontists	1 in 30 miles and 30 mins	0	0.0	691	100.0	129.4	210.3	223.3
		Endodontists	1 in 60 miles and 60 mins	0	0.0	691	100.0	129.4	210.3	223.3
		Endodontists	1 in 90 miles and 90 mins	0	0.0	691	100.0	129.4	210.3	223.3
Chickasaw, IA	366	Endodontists	1 in 30 miles and 30 mins	0	0.0	366	100.0	84.2	106.2	106.2
		Endodontists	1 in 60 miles and 60 mins	0	0.0	366	100.0	84.2	106.2	106.2
		Endodontists	1 in 90 miles and 90 mins	0	0.0	366	100.0	84.2	106.2	106.2
Clarke, IA	844	Endodontists	1 in 30 miles and 30 mins	0	0.0	844	100.0	42.7	126.8	126.8
		Endodontists	1 in 60 miles and 60 mins	480	56.9	364	43.1	42.7	126.8	126.8
		Endodontists	1 in 90 miles and 90 mins	844	100.0	0	0.0	42.7	126.8	126.8
Clay, IA	1,008	Endodontists	1 in 30 miles and 30 mins	0	0.0	1,008	100.0	132.8	197.0	213.2
		Endodontists	1 in 60 miles and 60 mins	0	0.0	1,008	100.0	132.8	197.0	213.2
		Endodontists	1 in 90 miles and 90 mins	0	0.0	1,008	100.0	132.8	197.0	213.2
Clayton, IA	724	Endodontists	1 in 30 miles and 30 mins	0	0.0	724	100.0	65.6	86.7	86.7
		Endodontists	1 in 60 miles and 60 mins	0	0.0	724	100.0	65.6	86.7	86.7
		Endodontists	1 in 90 miles and 90 mins	267	36.9	457	63.1	65.6	86.7	86.7
Clinton, IA	3,414	Endodontists	1 in 30 miles and 30 mins	0	0.0	3,414	100.0	68.8	68.9	68.9
		Endodontists	1 in 60 miles and 60 mins	72	2.1	3,342	97.9	68.8	68.9	68.9
		Endodontists	1 in 90 miles and 90 mins	586	17.2	2,828	82.8	68.8	68.9	68.9
Crawford, IA	1,045	Endodontists	1 in 30 miles and 30 mins	0	0.0	1,045	100.0	95.2	194.0	201.5
		Endodontists	1 in 60 miles and 60 mins	0	0.0	1,045	100.0	95.2	194.0	201.5
		Endodontists	1 in 90 miles and 90 mins	0	0.0	1,045	100.0	95.2	194.0	201.5
Dallas, IA	4,898	Endodontists	1 in 30 miles and 30 mins	3,668	74.9	1,230	25.1	17.8	122.2	125.4
		Endodontists	1 in 60 miles and 60 mins	4,896	99.9	2	0.1	17.8	122.2	125.4
		Endodontists	1 in 90 miles and 90 mins	4,898	100.0	0	0.0	17.8	122.2	125.4
Davis, IA	527	Endodontists	1 in 30 miles and 30 mins	0	0.0	527	100.0	84.2	84.3	84.3
		Endodontists	1 in 60 miles and 60 mins	0	0.0	527	100.0	84.2	84.3	84.3
		Endodontists	1 in 90 miles and 90 mins	0	0.0	527	100.0	84.2	84.3	84.3
Decatur, IA	721	Endodontists	1 in 30 miles and 30 mins	0	0.0	721	100.0	65.2	138.9	138.9
		Endodontists	1 in 60 miles and 60 mins	0	0.0	721	100.0	65.2	138.9	138.9

# Access Detail By County

October 9, 2024

Access Analysis  
 All Access  
 DWP Member / Provider Groups  
 DWP Members (Iowa)  
 General Dentists (Iowa)  
 General Dentists (Iowa)  
 General Dentists (Iowa)  
 Primary Care Dentist (Iowa)  
 Endodontists (Iowa)  
 Endodontists (Iowa)  
 Endodontists (Iowa)  
 Oral Surgeons (Iowa)  
 Oral Surgeons (Iowa)  
 Oral Surgeons (Iowa)  
 Orthodontists (Iowa)  
 Orthodontists (Iowa)  
 Orthodontists (Iowa)  
 Periodontists (Iowa)  
 Periodontists (Iowa)  
 Periodontists (Iowa)  
 Prosthodontists (Iowa)  
 Prosthodontists (Iowa)  
 Prosthodontists (Iowa)

\*\* These records have been excluded from the analysis because of invalid zip codes.

All DWP Members										
County	DWP Member	Provider		With Access		Without Access		Average Distance		
	#	Group	Standard	#	%	#	%	1	2	3
Decatur, IA	721	Endodontists	1 in 90 miles and 90 mins	396	54.9	325	45.1	65.2	138.9	138.9
Delaware, IA	633	Endodontists	1 in 30 miles and 30 mins	0	0.0	633	100.0	40.0	59.3	59.3
		Endodontists	1 in 60 miles and 60 mins	514	81.2	119	18.8	40.0	59.3	59.3
		Endodontists	1 in 90 miles and 90 mins	633	100.0	0	0.0	40.0	59.3	59.3
Des Moines, IA	3,955	Endodontists	1 in 30 miles and 30 mins	0	0.0	3,955	100.0	65.6	65.6	65.6
		Endodontists	1 in 60 miles and 60 mins	0	0.0	3,955	100.0	65.6	65.6	65.6
		Endodontists	1 in 90 miles and 90 mins	542	13.7	3,413	86.3	65.6	65.6	65.6
Dickinson, IA	808	Endodontists	1 in 30 miles and 30 mins	0	0.0	808	100.0	146.7	203.2	220.9
		Endodontists	1 in 60 miles and 60 mins	0	0.0	808	100.0	146.7	203.2	220.9
		Endodontists	1 in 90 miles and 90 mins	0	0.0	808	100.0	146.7	203.2	220.9
Dubuque, IA	5,025	Endodontists	1 in 30 miles and 30 mins	0	0.0	5,025	100.0	67.4	80.0	80.0
		Endodontists	1 in 60 miles and 60 mins	0	0.0	5,025	100.0	67.4	80.0	80.0
		Endodontists	1 in 90 miles and 90 mins	520	10.3	4,505	89.7	67.4	80.0	80.0
Emmet, IA	647	Endodontists	1 in 30 miles and 30 mins	0	0.0	647	100.0	138.2	187.2	205.8
		Endodontists	1 in 60 miles and 60 mins	0	0.0	647	100.0	138.2	187.2	205.8
		Endodontists	1 in 90 miles and 90 mins	0	0.0	647	100.0	138.2	187.2	205.8
Fayette, IA	1,140	Endodontists	1 in 30 miles and 30 mins	0	0.0	1,140	100.0	57.0	81.4	81.4
		Endodontists	1 in 60 miles and 60 mins	0	0.0	1,140	100.0	57.0	81.4	81.4
		Endodontists	1 in 90 miles and 90 mins	822	72.1	318	27.9	57.0	81.4	81.4
Floyd, IA	880	Endodontists	1 in 30 miles and 30 mins	0	0.0	880	100.0	97.8	113.2	117.2
		Endodontists	1 in 60 miles and 60 mins	0	0.0	880	100.0	97.8	113.2	117.2
		Endodontists	1 in 90 miles and 90 mins	0	0.0	880	100.0	97.8	113.2	117.2
Franklin, IA	670	Endodontists	1 in 30 miles and 30 mins	0	0.0	670	100.0	83.4	100.5	120.1
		Endodontists	1 in 60 miles and 60 mins	0	0.0	670	100.0	83.4	100.5	120.1
		Endodontists	1 in 90 miles and 90 mins	0	0.0	670	100.0	83.4	100.5	120.1
Fremont, IA	496	Endodontists	1 in 30 miles and 30 mins	0	0.0	496	100.0	123.3	227.9	227.9
		Endodontists	1 in 60 miles and 60 mins	0	0.0	496	100.0	123.3	227.9	227.9
		Endodontists	1 in 90 miles and 90 mins	0	0.0	496	100.0	123.3	227.9	227.9
Greene, IA	647	Endodontists	1 in 30 miles and 30 mins	0	0.0	647	100.0	56.0	142.3	150.5
		Endodontists	1 in 60 miles and 60 mins	2	0.3	645	99.7	56.0	142.3	150.5
		Endodontists	1 in 90 miles and 90 mins	603	93.2	44	6.8	56.0	142.3	150.5
Grundy, IA	532	Endodontists	1 in 30 miles and 30 mins	0	0.0	532	100.0	65.6	79.1	87.2
		Endodontists	1 in 60 miles and 60 mins	0	0.0	532	100.0	65.6	79.1	87.2
		Endodontists	1 in 90 miles and 90 mins	135	25.4	397	74.6	65.6	79.1	87.2
Guthrie, IA	524	Endodontists	1 in 30 miles and 30 mins	0	0.0	524	100.0	43.6	148.3	152.2
		Endodontists	1 in 60 miles and 60 mins	255	48.7	269	51.3	43.6	148.3	152.2
		Endodontists	1 in 90 miles and 90 mins	524	100.0	0	0.0	43.6	148.3	152.2
Hamilton, IA	923	Endodontists	1 in 30 miles and 30 mins	0	0.0	923	100.0	57.7	114.3	128.2
		Endodontists	1 in 60 miles and 60 mins	0	0.0	923	100.0	57.7	114.3	128.2
		Endodontists	1 in 90 miles and 90 mins	915	99.1	8	0.9	57.7	114.3	128.2

# Access Detail By County

October 9, 2024

- Access Analysis
- All Access
- DWP Member / Provider Groups
- DWP Members (Iowa)
- General Dentists (Iowa)
- General Dentists (Iowa)
- General Dentists (Iowa)
- Primary Care Dentist (Iowa)
- Endodontists (Iowa)
- Harrison, IA
- Endodontists (Iowa)
- Endodontists (Iowa)
- Oral Surgeons (Iowa)
- Oral Surgeons (Iowa)
- Henry, IA
- Orthodontists (Iowa)
- Orthodontists (Iowa)
- Orthodontists (Iowa)
- Howard, IA
- Periodontists (Iowa)
- Periodontists (Iowa)
- Periodontists (Iowa)
- Humboldt, IA
- Prosthodontists (Iowa)
- Prosthodontists (Iowa)
- Prosthodontists (Iowa)

\*\* These records have been excluded from the analysis because of invalid zip codes.

All DWP Members										
County	DWP Member	Provider		With Access		Without Access		Average Distance		
	#	Group	Standard	#	%	#	%	1	2	3
Hancock, IA	502	Endodontists	1 in 30 miles and 30 mins	0	0.0	502	100.0	104.1	131.0	150.8
		Endodontists	1 in 60 miles and 60 mins	0	0.0	502	100.0	104.1	131.0	150.8
		Endodontists	1 in 90 miles and 90 mins	0	0.0	502	100.0	104.1	131.0	150.8
Hardin, IA	1,007	Endodontists	1 in 30 miles and 30 mins	0	0.0	1,007	100.0	65.7	86.9	104.2
		Endodontists	1 in 60 miles and 60 mins	0	0.0	1,007	100.0	65.7	86.9	104.2
		Endodontists	1 in 90 miles and 90 mins	240	23.8	767	76.2	65.7	86.9	104.2
Harrison, IA	944	Endodontists	1 in 30 miles and 30 mins	0	0.0	944	100.0	115.5	221.1	225.7
		Endodontists	1 in 60 miles and 60 mins	0	0.0	944	100.0	115.5	221.1	225.7
		Endodontists	1 in 90 miles and 90 mins	0	0.0	944	100.0	115.5	221.1	225.7
Henry, IA	1,411	Endodontists	1 in 30 miles and 30 mins	0	0.0	1,411	100.0	48.1	48.1	48.1
		Endodontists	1 in 60 miles and 60 mins	265	18.8	1,146	81.2	48.1	48.1	48.1
		Endodontists	1 in 90 miles and 90 mins	1,411	100.0	0	0.0	48.1	48.1	48.1
Howard, IA	386	Endodontists	1 in 30 miles and 30 mins	0	0.0	386	100.0	100.4	125.0	125.0
		Endodontists	1 in 60 miles and 60 mins	0	0.0	386	100.0	100.4	125.0	125.0
		Endodontists	1 in 90 miles and 90 mins	0	0.0	386	100.0	100.4	125.0	125.0
Humboldt, IA	582	Endodontists	1 in 30 miles and 30 mins	0	0.0	582	100.0	86.7	142.2	158.1
		Endodontists	1 in 60 miles and 60 mins	0	0.0	582	100.0	86.7	142.2	158.1
		Endodontists	1 in 90 miles and 90 mins	0	0.0	582	100.0	86.7	142.2	158.1
Ida, IA	379	Endodontists	1 in 30 miles and 30 mins	0	0.0	379	100.0	112.9	202.8	213.3
		Endodontists	1 in 60 miles and 60 mins	0	0.0	379	100.0	112.9	202.8	213.3
		Endodontists	1 in 90 miles and 90 mins	0	0.0	379	100.0	112.9	202.8	213.3
Iowa, IA	699	Endodontists	1 in 30 miles and 30 mins	43	6.2	656	93.8	29.1	29.5	29.5
		Endodontists	1 in 60 miles and 60 mins	699	100.0	0	0.0	29.1	29.5	29.5
		Endodontists	1 in 90 miles and 90 mins	699	100.0	0	0.0	29.1	29.5	29.5
Jackson, IA	960	Endodontists	1 in 30 miles and 30 mins	0	0.0	960	100.0	57.9	66.1	66.1
		Endodontists	1 in 60 miles and 60 mins	9	0.9	951	99.1	57.9	66.1	66.1
		Endodontists	1 in 90 miles and 90 mins	667	69.5	293	30.5	57.9	66.1	66.1
Jasper, IA	2,341	Endodontists	1 in 30 miles and 30 mins	26	1.1	2,315	98.9	32.2	78.6	80.4
		Endodontists	1 in 60 miles and 60 mins	2,241	95.7	100	4.3	32.2	78.6	80.4
		Endodontists	1 in 90 miles and 90 mins	2,341	100.0	0	0.0	32.2	78.6	80.4
Jefferson, IA	1,107	Endodontists	1 in 30 miles and 30 mins	0	0.0	1,107	100.0	55.5	55.5	55.5
		Endodontists	1 in 60 miles and 60 mins	8	0.7	1,099	99.3	55.5	55.5	55.5
		Endodontists	1 in 90 miles and 90 mins	1,061	95.8	46	4.2	55.5	55.5	55.5
Johnson, IA	8,247	Endodontists	1 in 30 miles and 30 mins	8,243	99.9	4	0.1	4.6	4.6	4.6
		Endodontists	1 in 60 miles and 60 mins	8,247	100.0	0	0.0	4.6	4.6	4.6
		Endodontists	1 in 90 miles and 90 mins	8,247	100.0	0	0.0	4.6	4.6	4.6
Jones, IA	1,079	Endodontists	1 in 30 miles and 30 mins	36	3.3	1,043	96.7	29.8	43.6	43.6
		Endodontists	1 in 60 miles and 60 mins	1,049	97.2	30	2.8	29.8	43.6	43.6
		Endodontists	1 in 90 miles and 90 mins	1,079	100.0	0	0.0	29.8	43.6	43.6
Keokuk, IA	692	Endodontists	1 in 30 miles and 30 mins	0	0.0	692	100.0	47.7	47.7	47.7

# Access Detail By County

October 9, 2024

Access Analysis  
 All Access  
 DWP Member / Provider Groups  
 DWP Members (Iowa)  
 General Dentists (Iowa)  
 General Dentists (Iowa)  
 General Dentists (Iowa)  
 Primary Care Dentist (Iowa)  
 Endodontists (Iowa)  
 Endodontists (Iowa)  
 Endodontists (Iowa)  
 Oral Surgeons (Iowa)  
 Oral Surgeons (Iowa)  
 Oral Surgeons (Iowa)  
 Orthodontists (Iowa)  
 Orthodontists (Iowa)  
 Orthodontists (Iowa)  
 Periodontists (Iowa)  
 Periodontists (Iowa)  
 Periodontists (Iowa)  
 Prosthodontists (Iowa)  
 Prosthodontists (Iowa)  
 Prosthodontists (Iowa)

\*\* These records have been excluded from the analysis because of invalid zip codes.

All DWP Members										
County	DWP Member	Provider		With Access		Without Access		Average Distance		
	#	Group	Standard	#	%	#	%	1	2	3
Keokuk, IA	692	Endodontists	1 in 60 miles and 60 mins	162	23.4	530	76.6	47.7	47.7	47.7
		Endodontists	1 in 90 miles and 90 mins	691	99.9	1	0.1	47.7	47.7	47.7
Kossuth, IA	709	Endodontists	1 in 30 miles and 30 mins	0	0.0	709	100.0	112.3	155.2	173.8
		Endodontists	1 in 60 miles and 60 mins	0	0.0	709	100.0	112.3	155.2	173.8
		Endodontists	1 in 90 miles and 90 mins	0	0.0	709	100.0	112.3	155.2	173.8
Lee, IA	3,289	Endodontists	1 in 30 miles and 30 mins	0	0.0	3,289	100.0	80.7	80.7	80.7
		Endodontists	1 in 60 miles and 60 mins	0	0.0	3,289	100.0	80.7	80.7	80.7
Linn, IA	15,819	Endodontists	1 in 90 miles and 90 mins	24	0.7	3,265	99.3	80.7	80.7	80.7
		Endodontists	1 in 30 miles and 30 mins	15,722	99.4	97	0.6	5.0	26.5	26.5
		Endodontists	1 in 60 miles and 60 mins	15,819	100.0	0	0.0	5.0	26.5	26.5
Louisa, IA	718	Endodontists	1 in 90 miles and 90 mins	15,819	100.0	0	0.0	5.0	26.5	26.5
		Endodontists	1 in 30 miles and 30 mins	1	0.1	717	99.9	37.6	37.6	37.6
		Endodontists	1 in 60 miles and 60 mins	446	62.1	272	37.9	37.6	37.6	37.6
Lucas, IA	706	Endodontists	1 in 90 miles and 90 mins	718	100.0	0	0.0	37.6	37.6	37.6
		Endodontists	1 in 30 miles and 30 mins	0	0.0	706	100.0	49.6	104.7	104.7
		Endodontists	1 in 60 miles and 60 mins	26	3.7	680	96.3	49.6	104.7	104.7
Lyon, IA	581	Endodontists	1 in 90 miles and 90 mins	706	100.0	0	0.0	49.6	104.7	104.7
		Endodontists	1 in 30 miles and 30 mins	0	0.0	581	100.0	181.8	252.7	268.4
		Endodontists	1 in 60 miles and 60 mins	0	0.0	581	100.0	181.8	252.7	268.4
Madison, IA	826	Endodontists	1 in 90 miles and 90 mins	0	0.0	581	100.0	181.8	252.7	268.4
		Endodontists	1 in 30 miles and 30 mins	18	2.2	808	97.8	34.4	131.9	132.1
		Endodontists	1 in 60 miles and 60 mins	772	93.5	54	6.5	34.4	131.9	132.1
Mahaska, IA	1,496	Endodontists	1 in 90 miles and 90 mins	826	100.0	0	0.0	34.4	131.9	132.1
		Endodontists	1 in 30 miles and 30 mins	0	0.0	1,496	100.0	60.5	66.3	66.3
		Endodontists	1 in 60 miles and 60 mins	0	0.0	1,496	100.0	60.5	66.3	66.3
Marion, IA	1,485	Endodontists	1 in 90 miles and 90 mins	1,392	93.0	104	7.0	60.5	66.3	66.3
		Endodontists	1 in 30 miles and 30 mins	0	0.0	1,485	100.0	42.6	84.9	84.9
		Endodontists	1 in 60 miles and 60 mins	505	34.0	980	66.0	42.6	84.9	84.9
Marshall, IA	3,820	Endodontists	1 in 90 miles and 90 mins	1,485	100.0	0	0.0	42.6	84.9	84.9
		Endodontists	1 in 30 miles and 30 mins	0	0.0	3,820	100.0	56.3	66.4	78.7
		Endodontists	1 in 60 miles and 60 mins	23	0.6	3,797	99.4	56.3	66.4	78.7
Mills, IA	919	Endodontists	1 in 90 miles and 90 mins	3,763	98.5	57	1.5	56.3	66.4	78.7
		Endodontists	1 in 30 miles and 30 mins	0	0.0	919	100.0	116.6	225.0	225.1
		Endodontists	1 in 60 miles and 60 mins	0	0.0	919	100.0	116.6	225.0	225.1
Mitchell, IA	375	Endodontists	1 in 90 miles and 90 mins	0	0.0	919	100.0	116.6	225.0	225.1
		Endodontists	1 in 30 miles and 30 mins	0	0.0	375	100.0	111.9	128.2	134.7
		Endodontists	1 in 60 miles and 60 mins	0	0.0	375	100.0	111.9	128.2	134.7
Monona, IA	670	Endodontists	1 in 90 miles and 90 mins	0	0.0	375	100.0	111.9	128.2	134.7
		Endodontists	1 in 30 miles and 30 mins	0	0.0	670	100.0	128.0	227.9	235.5
		Endodontists	1 in 60 miles and 60 mins	0	0.0	670	100.0	128.0	227.9	235.5

# Access Detail By County

October 9, 2024

Access Analysis  
 All Access  
 DWP Member / Provider Groups  
 DWP Members (Iowa)  
 General Dentists (Iowa)  
 General Dentists (Iowa)  
 General Dentists (Iowa)  
 Primary Care Dentist (Iowa)  
 Endodontists (Iowa)  
 Endodontists (Iowa)  
 Endodontists (Iowa)  
 Oral Surgeons (Iowa)  
 Oral Surgeons (Iowa)  
 Oral Surgeons (Iowa)  
 Orthodontists (Iowa)  
 Orthodontists (Iowa)  
 Orthodontists (Iowa)  
 Periodontists (Iowa)  
 Periodontists (Iowa)  
 Periodontists (Iowa)  
 Prosthodontists (Iowa)  
 Prosthodontists (Iowa)  
 Prosthodontists (Iowa)

\*\* These records have been excluded from the analysis because of invalid zip codes.

All DWP Members										
County	DWP Member	Provider		With Access		Without Access		Average Distance		
	#	Group	Standard	#	%	#	%	1	2	3
Monona, IA	670	Endodontists	1 in 90 miles and 90 mins	0	0.0	670	100.0	128.0	227.9	235.5
Monroe, IA	572	Endodontists	1 in 30 miles and 30 mins	0	0.0	572	100.0	69.6	85.8	85.8
		Endodontists	1 in 60 miles and 60 mins	0	0.0	572	100.0	69.6	85.8	85.8
		Endodontists	1 in 90 miles and 90 mins	84	14.7	488	85.3	69.6	85.8	85.8
Montgomery, IA	902	Endodontists	1 in 30 miles and 30 mins	0	0.0	902	100.0	94.8	199.1	199.1
		Endodontists	1 in 60 miles and 60 mins	0	0.0	902	100.0	94.8	199.1	199.1
		Endodontists	1 in 90 miles and 90 mins	0	0.0	902	100.0	94.8	199.1	199.1
Muscatine, IA	2,779	Endodontists	1 in 30 miles and 30 mins	291	10.5	2,488	89.5	34.3	34.3	34.3
		Endodontists	1 in 60 miles and 60 mins	2,758	99.2	21	0.8	34.3	34.3	34.3
		Endodontists	1 in 90 miles and 90 mins	2,779	100.0	0	0.0	34.3	34.3	34.3
O'Brien, IA	855	Endodontists	1 in 30 miles and 30 mins	0	0.0	855	100.0	151.0	222.9	238.0
		Endodontists	1 in 60 miles and 60 mins	0	0.0	855	100.0	151.0	222.9	238.0
		Endodontists	1 in 90 miles and 90 mins	0	0.0	855	100.0	151.0	222.9	238.0
Osceola, IA	318	Endodontists	1 in 30 miles and 30 mins	0	0.0	318	100.0	162.8	227.6	244.1
		Endodontists	1 in 60 miles and 60 mins	0	0.0	318	100.0	162.8	227.6	244.1
		Endodontists	1 in 90 miles and 90 mins	0	0.0	318	100.0	162.8	227.6	244.1
Page, IA	1,078	Endodontists	1 in 30 miles and 30 mins	0	0.0	1,078	100.0	107.3	205.8	205.8
		Endodontists	1 in 60 miles and 60 mins	0	0.0	1,078	100.0	107.3	205.8	205.8
		Endodontists	1 in 90 miles and 90 mins	0	0.0	1,078	100.0	107.3	205.8	205.8
Palo Alto, IA	542	Endodontists	1 in 30 miles and 30 mins	0	0.0	542	100.0	118.6	174.9	192.0
		Endodontists	1 in 60 miles and 60 mins	0	0.0	542	100.0	118.6	174.9	192.0
		Endodontists	1 in 90 miles and 90 mins	0	0.0	542	100.0	118.6	174.9	192.0
Plymouth, IA	1,406	Endodontists	1 in 30 miles and 30 mins	0	0.0	1,406	100.0	155.8	241.7	253.8
		Endodontists	1 in 60 miles and 60 mins	0	0.0	1,406	100.0	155.8	241.7	253.8
		Endodontists	1 in 90 miles and 90 mins	0	0.0	1,406	100.0	155.8	241.7	253.8
Pocahontas, IA	518	Endodontists	1 in 30 miles and 30 mins	0	0.0	518	100.0	101.4	166.5	181.2
		Endodontists	1 in 60 miles and 60 mins	0	0.0	518	100.0	101.4	166.5	181.2
		Endodontists	1 in 90 miles and 90 mins	0	0.0	518	100.0	101.4	166.5	181.2
Polk, IA	38,668	Endodontists	1 in 30 miles and 30 mins	38,651	99.9	17	0.1	5.6	107.7	110.0
		Endodontists	1 in 60 miles and 60 mins	38,668	100.0	0	0.0	5.6	107.7	110.0
		Endodontists	1 in 90 miles and 90 mins	38,668	100.0	0	0.0	5.6	107.7	110.0
Pottawattamie, IA	9,380	Endodontists	1 in 30 miles and 30 mins	0	0.0	9,380	100.0	118.9	227.4	229.0
		Endodontists	1 in 60 miles and 60 mins	0	0.0	9,380	100.0	118.9	227.4	229.0
		Endodontists	1 in 90 miles and 90 mins	0	0.0	9,380	100.0	118.9	227.4	229.0
Poweshiek, IA	900	Endodontists	1 in 30 miles and 30 mins	0	0.0	900	100.0	49.7	56.7	57.4
		Endodontists	1 in 60 miles and 60 mins	29	3.2	871	96.8	49.7	56.7	57.4
		Endodontists	1 in 90 miles and 90 mins	900	100.0	0	0.0	49.7	56.7	57.4
Ringgold, IA	311	Endodontists	1 in 30 miles and 30 mins	0	0.0	311	100.0	74.2	158.3	158.3
		Endodontists	1 in 60 miles and 60 mins	0	0.0	311	100.0	74.2	158.3	158.3
		Endodontists	1 in 90 miles and 90 mins	5	1.6	306	98.4	74.2	158.3	158.3

# Access Detail By County

October 9, 2024

Access Analysis  
 All Access  
 DWP Member / Provider Groups  
 DWP Members (Iowa)  
 General Dentists (Iowa)  
 General Dentists (Iowa)  
 General Dentists (Iowa)  
 Primary Care Dentist (Iowa)  
 Endodontists (Iowa)  
 Endodontists (Iowa)  
 Oral Surgeons (Iowa)  
 Oral Surgeons (Iowa)  
 Oral Surgeons (Iowa)  
 Orthodontists (Iowa)  
 Orthodontists (Iowa)  
 Orthodontists (Iowa)  
 Periodontists (Iowa)  
 Periodontists (Iowa)  
 Periodontists (Iowa)  
 Prosthodontists (Iowa)  
 Prosthodontists (Iowa)  
 Prosthodontists (Iowa)

\*\* These records have been excluded from the analysis because of invalid zip codes.

All DWP Members										
County	DWP Member	Provider		With Access		Without Access		Average Distance		
	#	Group	Standard	#	%	#	%	1	2	3
Sac, IA	471	Endodontists	1 in 30 miles and 30 mins	0	0.0	471	100.0	97.8	181.0	191.9
		Endodontists	1 in 60 miles and 60 mins	0	0.0	471	100.0	97.8	181.0	191.9
		Endodontists	1 in 90 miles and 90 mins	0	0.0	471	100.0	97.8	181.0	191.9
Scott, IA	14,509	Endodontists	1 in 30 miles and 30 mins	0	0.0	14,509	100.0	52.5	52.5	52.5
		Endodontists	1 in 60 miles and 60 mins	150	1.0	14,359	99.0	52.5	52.5	52.5
		Endodontists	1 in 90 miles and 90 mins	10,526	72.5	3,983	27.5	52.5	52.5	52.5
Shelby, IA	648	Endodontists	1 in 30 miles and 30 mins	0	0.0	648	100.0	88.9	194.8	199.2
		Endodontists	1 in 60 miles and 60 mins	0	0.0	648	100.0	88.9	194.8	199.2
		Endodontists	1 in 90 miles and 90 mins	0	0.0	648	100.0	88.9	194.8	199.2
Sioux, IA	1,699	Endodontists	1 in 30 miles and 30 mins	0	0.0	1,699	100.0	167.6	245.8	259.8
		Endodontists	1 in 60 miles and 60 mins	0	0.0	1,699	100.0	167.6	245.8	259.8
		Endodontists	1 in 90 miles and 90 mins	0	0.0	1,699	100.0	167.6	245.8	259.8
Story, IA	3,677	Endodontists	1 in 30 miles and 30 mins	225	6.1	3,452	93.9	30.2	101.5	110.5
		Endodontists	1 in 60 miles and 60 mins	3,614	98.3	63	1.7	30.2	101.5	110.5
		Endodontists	1 in 90 miles and 90 mins	3,677	100.0	0	0.0	30.2	101.5	110.5
Tama, IA	1,265	Endodontists	1 in 30 miles and 30 mins	0	0.0	1,265	100.0	48.2	62.7	63.6
		Endodontists	1 in 60 miles and 60 mins	178	14.1	1,087	85.9	48.2	62.7	63.6
		Endodontists	1 in 90 miles and 90 mins	1,265	100.0	0	0.0	48.2	62.7	63.6
Taylor, IA	434	Endodontists	1 in 30 miles and 30 mins	0	0.0	434	100.0	89.0	177.8	177.8
		Endodontists	1 in 60 miles and 60 mins	0	0.0	434	100.0	89.0	177.8	177.8
		Endodontists	1 in 90 miles and 90 mins	0	0.0	434	100.0	89.0	177.8	177.8
Union, IA	918	Endodontists	1 in 30 miles and 30 mins	0	0.0	918	100.0	63.7	154.2	154.2
		Endodontists	1 in 60 miles and 60 mins	0	0.0	918	100.0	63.7	154.2	154.2
		Endodontists	1 in 90 miles and 90 mins	176	19.2	742	80.8	63.7	154.2	154.2
Van Buren, IA	425	Endodontists	1 in 30 miles and 30 mins	0	0.0	425	100.0	69.4	69.4	69.4
		Endodontists	1 in 60 miles and 60 mins	0	0.0	425	100.0	69.4	69.4	69.4
		Endodontists	1 in 90 miles and 90 mins	90	21.2	335	78.8	69.4	69.4	69.4
Wapello, IA	4,086	Endodontists	1 in 30 miles and 30 mins	0	0.0	4,086	100.0	74.6	74.7	74.7
		Endodontists	1 in 60 miles and 60 mins	0	0.0	4,086	100.0	74.6	74.7	74.7
		Endodontists	1 in 90 miles and 90 mins	25	0.6	4,061	99.4	74.6	74.7	74.7
Warren, IA	2,347	Endodontists	1 in 30 miles and 30 mins	1,913	81.5	434	18.5	17.6	109.5	109.6
		Endodontists	1 in 60 miles and 60 mins	2,347	100.0	0	0.0	17.6	109.5	109.6
		Endodontists	1 in 90 miles and 90 mins	2,347	100.0	0	0.0	17.6	109.5	109.6
Washington, IA	1,342	Endodontists	1 in 30 miles and 30 mins	238	17.7	1,104	82.3	27.6	27.6	27.6
		Endodontists	1 in 60 miles and 60 mins	1,334	99.4	8	0.6	27.6	27.6	27.6
		Endodontists	1 in 90 miles and 90 mins	1,342	100.0	0	0.0	27.6	27.6	27.6
Wayne, IA	409	Endodontists	1 in 30 miles and 30 mins	0	0.0	409	100.0	65.7	116.8	116.8
		Endodontists	1 in 60 miles and 60 mins	0	0.0	409	100.0	65.7	116.8	116.8
		Endodontists	1 in 90 miles and 90 mins	100	24.4	309	75.6	65.7	116.8	116.8
Webster, IA	3,141	Endodontists	1 in 30 miles and 30 mins	0	0.0	3,141	100.0	71.0	135.7	149.2

# Access Detail By County

October 9, 2024

- Access Analysis
- All Access
- DWP Member / Provider Groups
- DWP Members (Iowa)
- General Dentists (Iowa)
- General Dentists (Iowa)
- General Dentists (Iowa)
- Primary Care Dentist (Iowa)
- Endodontists (Iowa)
- Endodontists (Iowa)
- Endodontists (Iowa)
- Oral Surgeons (Iowa)
- Oral Surgeons (Iowa)
- Oral Surgeons (Iowa)
- Orthodontists (Iowa)
- Orthodontists (Iowa)
- Orthodontists (Iowa)
- Periodontists (Iowa)
- Periodontists (Iowa)
- Periodontists (Iowa)
- Prosthodontists (Iowa)
- Prosthodontists (Iowa)

\*\* These records have been excluded from the analysis because of invalid zip codes.

All DWP Members										
County	DWP Member	Provider		With Access		Without Access		Average Distance		
	#	Group	Standard	#	%	#	%	1	2	3
Webster, IA	3,141	Endodontists	1 in 60 miles and 60 mins	0	0.0	3,141	100.0	71.0	135.7	149.2
		Endodontists	1 in 90 miles and 90 mins	170	5.4	2,971	94.6	71.0	135.7	149.2
Winnebago, IA	537	Endodontists	1 in 30 miles and 30 mins	0	0.0	537	100.0	121.9	139.5	160.8
		Endodontists	1 in 60 miles and 60 mins	0	0.0	537	100.0	121.9	139.5	160.8
		Endodontists	1 in 90 miles and 90 mins	0	0.0	537	100.0	121.9	139.5	160.8
Winneshiek, IA	436	Endodontists	1 in 30 miles and 30 mins	0	0.0	436	100.0	89.9	114.7	114.7
		Endodontists	1 in 60 miles and 60 mins	0	0.0	436	100.0	89.9	114.7	114.7
		Endodontists	1 in 90 miles and 90 mins	0	0.0	436	100.0	89.9	114.7	114.7
Woodbury, IA	12,227	Endodontists	1 in 30 miles and 30 mins	0	0.0	12,227	100.0	155.2	247.8	258.1
		Endodontists	1 in 60 miles and 60 mins	0	0.0	12,227	100.0	155.2	247.8	258.1
		Endodontists	1 in 90 miles and 90 mins	0	0.0	12,227	100.0	155.2	247.8	258.1
Worth, IA	370	Endodontists	1 in 30 miles and 30 mins	0	0.0	370	100.0	124.2	128.1	148.6
		Endodontists	1 in 60 miles and 60 mins	0	0.0	370	100.0	124.2	128.1	148.6
		Endodontists	1 in 90 miles and 90 mins	0	0.0	370	100.0	124.2	128.1	148.6
Wright, IA	983	Endodontists	1 in 30 miles and 30 mins	0	0.0	983	100.0	78.5	121.5	138.4
		Endodontists	1 in 60 miles and 60 mins	0	0.0	983	100.0	78.5	121.5	138.4
		Endodontists	1 in 90 miles and 90 mins	0	0.0	983	100.0	78.5	121.5	138.4
Adair, IA	413	General Dentists	1 in 30 miles and 30 mins	331	80.1	82	19.9	24.6	24.6	33.9
		General Dentists	1 in 60 miles and 60 mins	413	100.0	0	0.0	24.6	24.6	33.9
		General Dentists	1 in 90 miles and 90 mins	413	100.0	0	0.0	24.6	24.6	33.9
Adams, IA	243	General Dentists	1 in 30 miles and 30 mins	13	5.3	230	94.7	35.7	37.1	40.2
		General Dentists	1 in 60 miles and 60 mins	243	100.0	0	0.0	35.7	37.1	40.2
		General Dentists	1 in 90 miles and 90 mins	243	100.0	0	0.0	35.7	37.1	40.2
Allamakee, IA	660	General Dentists	1 in 30 miles and 30 mins	176	26.7	484	73.3	32.5	34.0	44.3
		General Dentists	1 in 60 miles and 60 mins	660	100.0	0	0.0	32.5	34.0	44.3
		General Dentists	1 in 90 miles and 90 mins	660	100.0	0	0.0	32.5	34.0	44.3
Appanoose, IA	1,245	General Dentists	1 in 30 miles and 30 mins	1,245	100.0	0	0.0	4.8	4.8	38.5
		General Dentists	1 in 60 miles and 60 mins	1,245	100.0	0	0.0	4.8	4.8	38.5
		General Dentists	1 in 90 miles and 90 mins	1,245	100.0	0	0.0	4.8	4.8	38.5
Audubon, IA	303	General Dentists	1 in 30 miles and 30 mins	303	100.0	0	0.0	20.8	21.1	24.1
		General Dentists	1 in 60 miles and 60 mins	303	100.0	0	0.0	20.8	21.1	24.1
		General Dentists	1 in 90 miles and 90 mins	303	100.0	0	0.0	20.8	21.1	24.1
Benton, IA	1,227	General Dentists	1 in 30 miles and 30 mins	1,227	100.0	0	0.0	14.0	16.1	16.2
		General Dentists	1 in 60 miles and 60 mins	1,227	100.0	0	0.0	14.0	16.1	16.2
		General Dentists	1 in 90 miles and 90 mins	1,227	100.0	0	0.0	14.0	16.1	16.2
Black Hawk, IA	9,136	General Dentists	1 in 30 miles and 30 mins	9,136	100.0	0	0.0	2.7	3.7	4.7
		General Dentists	1 in 60 miles and 60 mins	9,136	100.0	0	0.0	2.7	3.7	4.7
		General Dentists	1 in 90 miles and 90 mins	9,136	100.0	0	0.0	2.7	3.7	4.7
Boone, IA	1,198	General Dentists	1 in 30 miles and 30 mins	1,194	99.7	4	0.3	14.6	15.3	15.3
		General Dentists	1 in 60 miles and 60 mins	1,198	100.0	0	0.0	14.6	15.3	15.3



# Access Detail By County

October 9, 2024

Access Analysis  
 All Access  
 DWP Member / Provider Groups  
 DWP Members (Iowa)  
 General Dentists (Iowa)  
 General Dentists (Iowa)  
 General Dentists (Iowa)  
 Primary Care Dentist (Iowa)  
 Endodontists (Iowa)  
 Endodontists (Iowa)  
 Endodontists (Iowa)  
 Oral Surgeons (Iowa)  
 Oral Surgeons (Iowa)  
 Oral Surgeons (Iowa)  
 Orthodontists (Iowa)  
 Orthodontists (Iowa)  
 Orthodontists (Iowa)  
 Periodontists (Iowa)  
 Periodontists (Iowa)  
 Periodontists (Iowa)  
 Prosthodontists (Iowa)  
 Prosthodontists (Iowa)  
 Prosthodontists (Iowa)

\*\* These records have been excluded from the analysis because of invalid zip codes.

All DWP Members										
County	DWP Member	Provider		With Access		Without Access		Average Distance		
	#	Group	Standard	#	%	#	%	1	2	3
Boone, IA	1,198	General Dentists	1 in 90 miles and 90 mins	1,198	100.0	0	0.0	14.6	15.3	15.3
Bremer, IA	773	General Dentists	1 in 30 miles and 30 mins	773	100.0	0	0.0	11.5	11.5	16.6
		General Dentists	1 in 60 miles and 60 mins	773	100.0	0	0.0	11.5	11.5	16.6
		General Dentists	1 in 90 miles and 90 mins	773	100.0	0	0.0	11.5	11.5	16.6
Buchanan, IA	823	General Dentists	1 in 30 miles and 30 mins	823	100.0	0	0.0	13.8	14.4	22.4
		General Dentists	1 in 60 miles and 60 mins	823	100.0	0	0.0	13.8	14.4	22.4
		General Dentists	1 in 90 miles and 90 mins	823	100.0	0	0.0	13.8	14.4	22.4
Buena Vista, IA	1,866	General Dentists	1 in 30 miles and 30 mins	1,864	99.9	2	0.1	4.4	47.9	48.3
		General Dentists	1 in 60 miles and 60 mins	1,866	100.0	0	0.0	4.4	47.9	48.3
		General Dentists	1 in 90 miles and 90 mins	1,866	100.0	0	0.0	4.4	47.9	48.3
Butler, IA	606	General Dentists	1 in 30 miles and 30 mins	447	73.8	159	26.2	22.7	23.8	25.6
		General Dentists	1 in 60 miles and 60 mins	606	100.0	0	0.0	22.7	23.8	25.6
		General Dentists	1 in 90 miles and 90 mins	606	100.0	0	0.0	22.7	23.8	25.6
Calhoun, IA	580	General Dentists	1 in 30 miles and 30 mins	549	94.7	31	5.3	21.9	22.8	27.4
		General Dentists	1 in 60 miles and 60 mins	580	100.0	0	0.0	21.9	22.8	27.4
		General Dentists	1 in 90 miles and 90 mins	580	100.0	0	0.0	21.9	22.8	27.4
Carroll, IA	777	General Dentists	1 in 30 miles and 30 mins	777	100.0	0	0.0	6.9	6.9	44.2
		General Dentists	1 in 60 miles and 60 mins	777	100.0	0	0.0	6.9	6.9	44.2
		General Dentists	1 in 90 miles and 90 mins	777	100.0	0	0.0	6.9	6.9	44.2
Cass, IA	986	General Dentists	1 in 30 miles and 30 mins	980	99.4	6	0.6	5.1	5.1	33.6
		General Dentists	1 in 60 miles and 60 mins	986	100.0	0	0.0	5.1	5.1	33.6
		General Dentists	1 in 90 miles and 90 mins	986	100.0	0	0.0	5.1	5.1	33.6
Cedar, IA	817	General Dentists	1 in 30 miles and 30 mins	807	98.8	10	1.2	19.3	20.0	21.2
		General Dentists	1 in 60 miles and 60 mins	817	100.0	0	0.0	19.3	20.0	21.2
		General Dentists	1 in 90 miles and 90 mins	817	100.0	0	0.0	19.3	20.0	21.2
Cerro Gordo, IA	2,783	General Dentists	1 in 30 miles and 30 mins	2,783	100.0	0	0.0	3.4	4.7	40.2
		General Dentists	1 in 60 miles and 60 mins	2,783	100.0	0	0.0	3.4	4.7	40.2
		General Dentists	1 in 90 miles and 90 mins	2,783	100.0	0	0.0	3.4	4.7	40.2
Cherokee, IA	691	General Dentists	1 in 30 miles and 30 mins	539	78.0	152	22.0	24.7	45.1	48.4
		General Dentists	1 in 60 miles and 60 mins	691	100.0	0	0.0	24.7	45.1	48.4
		General Dentists	1 in 90 miles and 90 mins	691	100.0	0	0.0	24.7	45.1	48.4
Chickasaw, IA	366	General Dentists	1 in 30 miles and 30 mins	229	62.6	137	37.4	25.3	27.5	29.4
		General Dentists	1 in 60 miles and 60 mins	366	100.0	0	0.0	25.3	27.5	29.4
		General Dentists	1 in 90 miles and 90 mins	366	100.0	0	0.0	25.3	27.5	29.4
Clarke, IA	844	General Dentists	1 in 30 miles and 30 mins	844	100.0	0	0.0	3.1	3.3	3.3
		General Dentists	1 in 60 miles and 60 mins	844	100.0	0	0.0	3.1	3.3	3.3
		General Dentists	1 in 90 miles and 90 mins	844	100.0	0	0.0	3.1	3.3	3.3
Clay, IA	1,008	General Dentists	1 in 30 miles and 30 mins	57	5.7	951	94.3	34.8	53.0	65.7
		General Dentists	1 in 60 miles and 60 mins	1,008	100.0	0	0.0	34.8	53.0	65.7
		General Dentists	1 in 90 miles and 90 mins	1,008	100.0	0	0.0	34.8	53.0	65.7

# Access Detail By County

October 9, 2024

Access Analysis  
 All Access  
 DWP Member / Provider Groups  
 DWP Members (Iowa)  
 General Dentists (Iowa)  
 General Dentists (Iowa)  
 General Dentists (Iowa)  
 Primary Care Dentist (Iowa)  
 Endodontists (Iowa)  
 Endodontists (Iowa)  
 Endodontists (Iowa)  
 Oral Surgeons (Iowa)  
 Oral Surgeons (Iowa)  
 Oral Surgeons (Iowa)  
 Orthodontists (Iowa)  
 Orthodontists (Iowa)  
 Orthodontists (Iowa)  
 Periodontists (Iowa)  
 Periodontists (Iowa)  
 Periodontists (Iowa)  
 Periodontists (Iowa)  
 Prosthodontists (Iowa)  
 Prosthodontists (Iowa)  
 Prosthodontists (Iowa)

All DWP Members										
County	DWP Member	Provider		With Access		Without Access		Average Distance		
	#	Group	Standard	#	%	#	%	1	2	3
Clayton, IA	724	General Dentists	1 in 30 miles and 30 mins	723	99.9	1	0.1	16.6	26.2	30.4
		General Dentists	1 in 60 miles and 60 mins	724	100.0	0	0.0	16.6	26.2	30.4
		General Dentists	1 in 90 miles and 90 mins	724	100.0	0	0.0	16.6	26.2	30.4
Clinton, IA	3,414	General Dentists	1 in 30 miles and 30 mins	3,414	100.0	0	0.0	5.1	5.9	5.9
		General Dentists	1 in 60 miles and 60 mins	3,414	100.0	0	0.0	5.1	5.9	5.9
		General Dentists	1 in 90 miles and 90 mins	3,414	100.0	0	0.0	5.1	5.9	5.9
Crawford, IA	1,045	General Dentists	1 in 30 miles and 30 mins	906	86.7	139	13.3	25.5	27.1	29.1
		General Dentists	1 in 60 miles and 60 mins	1,045	100.0	0	0.0	25.5	27.1	29.1
		General Dentists	1 in 90 miles and 90 mins	1,045	100.0	0	0.0	25.5	27.1	29.1
Dallas, IA	4,898	General Dentists	1 in 30 miles and 30 mins	4,878	99.6	20	0.4	9.1	10.5	10.6
		General Dentists	1 in 60 miles and 60 mins	4,898	100.0	0	0.0	9.1	10.5	10.6
		General Dentists	1 in 90 miles and 90 mins	4,898	100.0	0	0.0	9.1	10.5	10.6
Davis, IA	527	General Dentists	1 in 30 miles and 30 mins	503	95.4	24	4.6	19.5	19.5	20.1
		General Dentists	1 in 60 miles and 60 mins	527	100.0	0	0.0	19.5	19.5	20.1
		General Dentists	1 in 90 miles and 90 mins	527	100.0	0	0.0	19.5	19.5	20.1
Decatur, IA	721	General Dentists	1 in 30 miles and 30 mins	721	100.0	0	0.0	10.2	20.8	25.2
		General Dentists	1 in 60 miles and 60 mins	721	100.0	0	0.0	10.2	20.8	25.2
		General Dentists	1 in 90 miles and 90 mins	721	100.0	0	0.0	10.2	20.8	25.2
Delaware, IA	633	General Dentists	1 in 30 miles and 30 mins	293	46.3	340	53.7	24.7	27.2	28.3
		General Dentists	1 in 60 miles and 60 mins	633	100.0	0	0.0	24.7	27.2	28.3
		General Dentists	1 in 90 miles and 90 mins	633	100.0	0	0.0	24.7	27.2	28.3
Des Moines, IA	3,955	General Dentists	1 in 30 miles and 30 mins	3,955	100.0	0	0.0	4.8	4.8	4.8
		General Dentists	1 in 60 miles and 60 mins	3,955	100.0	0	0.0	4.8	4.8	4.8
		General Dentists	1 in 90 miles and 90 mins	3,955	100.0	0	0.0	4.8	4.8	4.8
Dickinson, IA	808	General Dentists	1 in 30 miles and 30 mins	0	0.0	808	100.0	52.4	58.4	63.8
		General Dentists	1 in 60 miles and 60 mins	599	74.1	209	25.9	52.4	58.4	63.8
		General Dentists	1 in 90 miles and 90 mins	808	100.0	0	0.0	52.4	58.4	63.8
Dubuque, IA	5,025	General Dentists	1 in 30 miles and 30 mins	5,025	100.0	0	0.0	2.7	3.7	4.1
		General Dentists	1 in 60 miles and 60 mins	5,025	100.0	0	0.0	2.7	3.7	4.1
		General Dentists	1 in 90 miles and 90 mins	5,025	100.0	0	0.0	2.7	3.7	4.1
Emmet, IA	647	General Dentists	1 in 30 miles and 30 mins	52	8.0	595	92.0	42.2	59.7	72.0
		General Dentists	1 in 60 miles and 60 mins	647	100.0	0	0.0	42.2	59.7	72.0
		General Dentists	1 in 90 miles and 90 mins	647	100.0	0	0.0	42.2	59.7	72.0
Fayette, IA	1,140	General Dentists	1 in 30 miles and 30 mins	1,140	100.0	0	0.0	4.3	4.3	22.2
		General Dentists	1 in 60 miles and 60 mins	1,140	100.0	0	0.0	4.3	4.3	22.2
		General Dentists	1 in 90 miles and 90 mins	1,140	100.0	0	0.0	4.3	4.3	22.2
Floyd, IA	880	General Dentists	1 in 30 miles and 30 mins	854	97.0	26	3.0	22.0	26.2	31.0
		General Dentists	1 in 60 miles and 60 mins	880	100.0	0	0.0	22.0	26.2	31.0
		General Dentists	1 in 90 miles and 90 mins	880	100.0	0	0.0	22.0	26.2	31.0
Franklin, IA	670	General Dentists	1 in 30 miles and 30 mins	591	88.2	79	11.8	23.9	26.6	29.2

\*\* These records have been excluded from the analysis because of invalid zip codes.

# Access Detail By County

October 9, 2024

Access Analysis  
 All Access  
 DWP Member / Provider Groups  
 DWP Members (Iowa)  
   General Dentists (Iowa)  
   General Dentists (Iowa)  
   General Dentists (Iowa)  
   Primary Care Dentist (Iowa)  
   Endodontists (Iowa)  
   Endodontists (Iowa)  
   Endodontists (Iowa)  
   Oral Surgeons (Iowa)  
   Oral Surgeons (Iowa)  
   Oral Surgeons (Iowa)  
   Orthodontists (Iowa)  
   Orthodontists (Iowa)  
   Orthodontists (Iowa)  
   Periodontists (Iowa)  
   Periodontists (Iowa)  
   Periodontists (Iowa)  
   Prosthodontists (Iowa)  
   Prosthodontists (Iowa)  
   Prosthodontists (Iowa)

\*\* These records have been excluded from the analysis because of invalid zip codes.

All DWP Members										
County	DWP Member	Provider		With Access		Without Access		Average Distance		
	#	Group	Standard	#	%	#	%	1	2	3
Franklin, IA	670	General Dentists	1 in 60 miles and 60 mins	670	100.0	0	0.0	23.9	26.6	29.2
		General Dentists	1 in 90 miles and 90 mins	670	100.0	0	0.0	23.9	26.6	29.2
Fremont, IA	496	General Dentists	1 in 30 miles and 30 mins	496	100.0	0	0.0	17.7	17.7	17.7
		General Dentists	1 in 60 miles and 60 mins	496	100.0	0	0.0	17.7	17.7	17.7
		General Dentists	1 in 90 miles and 90 mins	496	100.0	0	0.0	17.7	17.7	17.7
Greene, IA	647	General Dentists	1 in 30 miles and 30 mins	351	54.3	296	45.7	26.6	26.7	35.6
		General Dentists	1 in 60 miles and 60 mins	647	100.0	0	0.0	26.6	26.7	35.6
Grundy, IA	532	General Dentists	1 in 90 miles and 90 mins	647	100.0	0	0.0	26.6	26.7	35.6
		General Dentists	1 in 30 miles and 30 mins	532	100.0	0	0.0	8.2	16.7	17.0
		General Dentists	1 in 60 miles and 60 mins	532	100.0	0	0.0	8.2	16.7	17.0
Guthrie, IA	524	General Dentists	1 in 90 miles and 90 mins	532	100.0	0	0.0	8.2	16.7	17.0
		General Dentists	1 in 30 miles and 30 mins	119	22.7	405	77.3	30.4	31.5	34.6
		General Dentists	1 in 60 miles and 60 mins	524	100.0	0	0.0	30.4	31.5	34.6
Hamilton, IA	923	General Dentists	1 in 90 miles and 90 mins	524	100.0	0	0.0	30.4	31.5	34.6
		General Dentists	1 in 30 miles and 30 mins	923	100.0	0	0.0	16.1	20.5	20.7
		General Dentists	1 in 60 miles and 60 mins	923	100.0	0	0.0	16.1	20.5	20.7
Hancock, IA	502	General Dentists	1 in 90 miles and 90 mins	923	100.0	0	0.0	16.1	20.5	20.7
		General Dentists	1 in 30 miles and 30 mins	502	100.0	0	0.0	21.2	25.9	30.4
		General Dentists	1 in 60 miles and 60 mins	502	100.0	0	0.0	21.2	25.9	30.4
Hardin, IA	1,007	General Dentists	1 in 90 miles and 90 mins	502	100.0	0	0.0	21.2	25.9	30.4
		General Dentists	1 in 30 miles and 30 mins	1,007	100.0	0	0.0	12.2	12.5	12.5
		General Dentists	1 in 60 miles and 60 mins	1,007	100.0	0	0.0	12.2	12.5	12.5
Harrison, IA	944	General Dentists	1 in 90 miles and 90 mins	1,007	100.0	0	0.0	12.2	12.5	12.5
		General Dentists	1 in 30 miles and 30 mins	745	78.9	199	21.1	24.9	30.3	30.5
		General Dentists	1 in 60 miles and 60 mins	944	100.0	0	0.0	24.9	30.3	30.5
Henry, IA	1,411	General Dentists	1 in 90 miles and 90 mins	944	100.0	0	0.0	24.9	30.3	30.5
		General Dentists	1 in 30 miles and 30 mins	972	68.9	439	31.1	23.2	25.7	25.9
		General Dentists	1 in 60 miles and 60 mins	1,411	100.0	0	0.0	23.2	25.7	25.9
Howard, IA	386	General Dentists	1 in 90 miles and 90 mins	1,411	100.0	0	0.0	23.2	25.7	25.9
		General Dentists	1 in 30 miles and 30 mins	378	97.9	8	2.1	18.5	40.7	41.2
		General Dentists	1 in 60 miles and 60 mins	386	100.0	0	0.0	18.5	40.7	41.2
Humboldt, IA	582	General Dentists	1 in 90 miles and 90 mins	386	100.0	0	0.0	18.5	40.7	41.2
		General Dentists	1 in 30 miles and 30 mins	569	97.8	13	2.2	17.6	18.4	19.4
		General Dentists	1 in 60 miles and 60 mins	582	100.0	0	0.0	17.6	18.4	19.4
Ida, IA	379	General Dentists	1 in 90 miles and 90 mins	582	100.0	0	0.0	17.6	18.4	19.4
		General Dentists	1 in 30 miles and 30 mins	146	38.5	233	61.5	30.4	42.8	42.8
		General Dentists	1 in 60 miles and 60 mins	379	100.0	0	0.0	30.4	42.8	42.8
Iowa, IA	699	General Dentists	1 in 90 miles and 90 mins	379	100.0	0	0.0	30.4	42.8	42.8
		General Dentists	1 in 30 miles and 30 mins	698	99.9	1	0.1	11.0	24.0	24.4
		General Dentists	1 in 60 miles and 60 mins	699	100.0	0	0.0	11.0	24.0	24.4

# Access Detail By County

October 9, 2024

Access Analysis  
 All Access  
 DWP Member / Provider Groups  
 DWP Members (Iowa)  
 General Dentists (Iowa)  
 General Dentists (Iowa)  
 General Dentists (Iowa)  
 Primary Care Dentist (Iowa)  
 Endodontists (Iowa)  
 Endodontists (Iowa)  
 Endodontists (Iowa)  
 Oral Surgeons (Iowa)  
 Oral Surgeons (Iowa)  
 Oral Surgeons (Iowa)  
 Orthodontists (Iowa)  
 Orthodontists (Iowa)  
 Orthodontists (Iowa)  
 Periodontists (Iowa)  
 Periodontists (Iowa)  
 Periodontists (Iowa)  
 Prosthodontists (Iowa)  
 Prosthodontists (Iowa)  
 Prosthodontists (Iowa)

\*\* These records have been excluded from the analysis because of invalid zip codes.

All DWP Members										
County	DWP Member	Provider		With Access		Without Access		Average Distance		
	#	Group	Standard	#	%	#	%	1	2	3
Iowa, IA	699	General Dentists	1 in 90 miles and 90 mins	699	100.0	0	0.0	11.0	24.0	24.4
Jackson, IA	960	General Dentists	1 in 30 miles and 30 mins	960	100.0	0	0.0	5.3	18.9	21.9
		General Dentists	1 in 60 miles and 60 mins	960	100.0	0	0.0	5.3	18.9	21.9
		General Dentists	1 in 90 miles and 90 mins	960	100.0	0	0.0	5.3	18.9	21.9
Jasper, IA	2,341	General Dentists	1 in 30 miles and 30 mins	2,137	91.3	204	8.7	24.0	24.1	24.2
		General Dentists	1 in 60 miles and 60 mins	2,341	100.0	0	0.0	24.0	24.1	24.2
		General Dentists	1 in 90 miles and 90 mins	2,341	100.0	0	0.0	24.0	24.1	24.2
Jefferson, IA	1,107	General Dentists	1 in 30 miles and 30 mins	1,106	99.9	1	0.1	14.0	14.0	24.1
		General Dentists	1 in 60 miles and 60 mins	1,107	100.0	0	0.0	14.0	14.0	24.1
		General Dentists	1 in 90 miles and 90 mins	1,107	100.0	0	0.0	14.0	14.0	24.1
Johnson, IA	8,247	General Dentists	1 in 30 miles and 30 mins	8,247	100.0	0	0.0	2.0	2.9	2.9
		General Dentists	1 in 60 miles and 60 mins	8,247	100.0	0	0.0	2.0	2.9	2.9
		General Dentists	1 in 90 miles and 90 mins	8,247	100.0	0	0.0	2.0	2.9	2.9
Jones, IA	1,079	General Dentists	1 in 30 miles and 30 mins	1,079	100.0	0	0.0	5.4	9.2	15.2
		General Dentists	1 in 60 miles and 60 mins	1,079	100.0	0	0.0	5.4	9.2	15.2
		General Dentists	1 in 90 miles and 90 mins	1,079	100.0	0	0.0	5.4	9.2	15.2
Keokuk, IA	692	General Dentists	1 in 30 miles and 30 mins	601	86.8	91	13.2	18.5	18.5	27.5
		General Dentists	1 in 60 miles and 60 mins	692	100.0	0	0.0	18.5	18.5	27.5
		General Dentists	1 in 90 miles and 90 mins	692	100.0	0	0.0	18.5	18.5	27.5
Kossuth, IA	709	General Dentists	1 in 30 miles and 30 mins	281	39.6	428	60.4	27.2	42.9	44.2
		General Dentists	1 in 60 miles and 60 mins	709	100.0	0	0.0	27.2	42.9	44.2
		General Dentists	1 in 90 miles and 90 mins	709	100.0	0	0.0	27.2	42.9	44.2
Lee, IA	3,289	General Dentists	1 in 30 miles and 30 mins	3,269	99.4	20	0.6	9.5	9.5	9.5
		General Dentists	1 in 60 miles and 60 mins	3,289	100.0	0	0.0	9.5	9.5	9.5
		General Dentists	1 in 90 miles and 90 mins	3,289	100.0	0	0.0	9.5	9.5	9.5
Linn, IA	15,819	General Dentists	1 in 30 miles and 30 mins	15,819	100.0	0	0.0	2.8	3.1	3.4
		General Dentists	1 in 60 miles and 60 mins	15,819	100.0	0	0.0	2.8	3.1	3.4
		General Dentists	1 in 90 miles and 90 mins	15,819	100.0	0	0.0	2.8	3.1	3.4
Louisa, IA	718	General Dentists	1 in 30 miles and 30 mins	718	100.0	0	0.0	8.0	22.2	22.2
		General Dentists	1 in 60 miles and 60 mins	718	100.0	0	0.0	8.0	22.2	22.2
		General Dentists	1 in 90 miles and 90 mins	718	100.0	0	0.0	8.0	22.2	22.2
Lucas, IA	706	General Dentists	1 in 30 miles and 30 mins	544	77.1	162	22.9	25.1	25.1	25.2
		General Dentists	1 in 60 miles and 60 mins	706	100.0	0	0.0	25.1	25.1	25.2
		General Dentists	1 in 90 miles and 90 mins	706	100.0	0	0.0	25.1	25.1	25.2
Lyon, IA	581	General Dentists	1 in 30 miles and 30 mins	392	67.5	189	32.5	26.6	64.1	64.1
		General Dentists	1 in 60 miles and 60 mins	581	100.0	0	0.0	26.6	64.1	64.1
		General Dentists	1 in 90 miles and 90 mins	581	100.0	0	0.0	26.6	64.1	64.1
Madison, IA	826	General Dentists	1 in 30 miles and 30 mins	826	100.0	0	0.0	6.4	6.5	23.9
		General Dentists	1 in 60 miles and 60 mins	826	100.0	0	0.0	6.4	6.5	23.9
		General Dentists	1 in 90 miles and 90 mins	826	100.0	0	0.0	6.4	6.5	23.9

# Access Detail By County

October 9, 2024

Access Analysis  
 All Access  
 DWP Member / Provider Groups  
 DWP Members (Iowa)  
 General Dentists (Iowa)  
 General Dentists (Iowa)  
 General Dentists (Iowa)  
 Primary Care Dentist (Iowa)  
 Endodontists (Iowa)  
 Endodontists (Iowa)  
 Oral Surgeons (Iowa)  
 Oral Surgeons (Iowa)  
 Oral Surgeons (Iowa)  
 Orthodontists (Iowa)  
 Orthodontists (Iowa)  
 Orthodontists (Iowa)  
 Periodontists (Iowa)  
 Periodontists (Iowa)  
 Periodontists (Iowa)  
 Prosthodontists (Iowa)  
 Prosthodontists (Iowa)  
 Prosthodontists (Iowa)

\*\* These records have been excluded from the analysis because of invalid zip codes.

All DWP Members										
County	DWP Member	Provider		With Access		Without Access		Average Distance		
	#	Group	Standard	#	%	#	%	1	2	3
Mahaska, IA	1,496	General Dentists	1 in 30 miles and 30 mins	273	18.2	1,223	81.8	28.3	28.3	28.3
		General Dentists	1 in 60 miles and 60 mins	1,496	100.0	0	0.0	28.3	28.3	28.3
		General Dentists	1 in 90 miles and 90 mins	1,496	100.0	0	0.0	28.3	28.3	28.3
Marion, IA	1,485	General Dentists	1 in 30 miles and 30 mins	98	6.6	1,387	93.4	35.1	35.1	36.1
		General Dentists	1 in 60 miles and 60 mins	1,485	100.0	0	0.0	35.1	35.1	36.1
		General Dentists	1 in 90 miles and 90 mins	1,485	100.0	0	0.0	35.1	35.1	36.1
Marshall, IA	3,820	General Dentists	1 in 30 miles and 30 mins	3,820	100.0	0	0.0	3.9	3.9	4.4
		General Dentists	1 in 60 miles and 60 mins	3,820	100.0	0	0.0	3.9	3.9	4.4
		General Dentists	1 in 90 miles and 90 mins	3,820	100.0	0	0.0	3.9	3.9	4.4
Mills, IA	919	General Dentists	1 in 30 miles and 30 mins	919	100.0	0	0.0	17.8	19.6	19.6
		General Dentists	1 in 60 miles and 60 mins	919	100.0	0	0.0	17.8	19.6	19.6
		General Dentists	1 in 90 miles and 90 mins	919	100.0	0	0.0	17.8	19.6	19.6
Mitchell, IA	375	General Dentists	1 in 30 miles and 30 mins	374	99.7	1	0.3	16.2	28.6	30.6
		General Dentists	1 in 60 miles and 60 mins	375	100.0	0	0.0	16.2	28.6	30.6
		General Dentists	1 in 90 miles and 90 mins	375	100.0	0	0.0	16.2	28.6	30.6
Monona, IA	670	General Dentists	1 in 30 miles and 30 mins	4	0.6	666	99.4	40.4	41.2	42.5
		General Dentists	1 in 60 miles and 60 mins	670	100.0	0	0.0	40.4	41.2	42.5
		General Dentists	1 in 90 miles and 90 mins	670	100.0	0	0.0	40.4	41.2	42.5
Monroe, IA	572	General Dentists	1 in 30 miles and 30 mins	535	93.5	37	6.5	21.0	21.0	22.7
		General Dentists	1 in 60 miles and 60 mins	572	100.0	0	0.0	21.0	21.0	22.7
		General Dentists	1 in 90 miles and 90 mins	572	100.0	0	0.0	21.0	21.0	22.7
Montgomery, IA	902	General Dentists	1 in 30 miles and 30 mins	752	83.4	150	16.6	24.5	24.5	25.6
		General Dentists	1 in 60 miles and 60 mins	902	100.0	0	0.0	24.5	24.5	25.6
		General Dentists	1 in 90 miles and 90 mins	902	100.0	0	0.0	24.5	24.5	25.6
Muscatine, IA	2,779	General Dentists	1 in 30 miles and 30 mins	2,779	100.0	0	0.0	4.5	5.3	5.3
		General Dentists	1 in 60 miles and 60 mins	2,779	100.0	0	0.0	4.5	5.3	5.3
		General Dentists	1 in 90 miles and 90 mins	2,779	100.0	0	0.0	4.5	5.3	5.3
O Brien, IA	855	General Dentists	1 in 30 miles and 30 mins	413	48.3	442	51.7	27.7	51.3	64.4
		General Dentists	1 in 60 miles and 60 mins	855	100.0	0	0.0	27.7	51.3	64.4
		General Dentists	1 in 90 miles and 90 mins	855	100.0	0	0.0	27.7	51.3	64.4
Osceola, IA	318	General Dentists	1 in 30 miles and 30 mins	0	0.0	318	100.0	41.9	61.8	75.6
		General Dentists	1 in 60 miles and 60 mins	318	100.0	0	0.0	41.9	61.8	75.6
		General Dentists	1 in 90 miles and 90 mins	318	100.0	0	0.0	41.9	61.8	75.6
Page, IA	1,078	General Dentists	1 in 30 miles and 30 mins	1,054	97.8	24	2.2	11.5	11.5	11.5
		General Dentists	1 in 60 miles and 60 mins	1,078	100.0	0	0.0	11.5	11.5	11.5
		General Dentists	1 in 90 miles and 90 mins	1,078	100.0	0	0.0	11.5	11.5	11.5
Palo Alto, IA	542	General Dentists	1 in 30 miles and 30 mins	0	0.0	542	100.0	44.5	50.5	56.4
		General Dentists	1 in 60 miles and 60 mins	542	100.0	0	0.0	44.5	50.5	56.4
		General Dentists	1 in 90 miles and 90 mins	542	100.0	0	0.0	44.5	50.5	56.4
Plymouth, IA	1,406	General Dentists	1 in 30 miles and 30 mins	1,258	89.5	148	10.5	20.5	25.4	25.6

# Access Detail By County

October 9, 2024

Access Analysis  
 All Access  
 DWP Member / Provider Groups  
 DWP Members (Iowa)  
   General Dentists (Iowa)  
   General Dentists (Iowa)  
   General Dentists (Iowa)  
   Primary Care Dentist (Iowa)  
   Endodontists (Iowa)  
   Endodontists (Iowa)  
   Endodontists (Iowa)  
   Oral Surgeons (Iowa)  
   Oral Surgeons (Iowa)  
   Oral Surgeons (Iowa)  
   Orthodontists (Iowa)  
   Orthodontists (Iowa)  
   Orthodontists (Iowa)  
   Periodontists (Iowa)  
   Periodontists (Iowa)  
   Periodontists (Iowa)  
   Prosthodontists (Iowa)  
   Prosthodontists (Iowa)

\*\* These records have been excluded from the analysis because of invalid zip codes.

All DWP Members										
County	DWP Member	Provider		With Access		Without Access		Average Distance		
	#	Group	Standard	#	%	#	%	1	2	3
Plymouth, IA	1,406	General Dentists	1 in 60 miles and 60 mins	1,406	100.0	0	0.0	20.5	25.4	25.6
		General Dentists	1 in 90 miles and 90 mins	1,406	100.0	0	0.0	20.5	25.4	25.6
Pocahontas, IA	518	General Dentists	1 in 30 miles and 30 mins	120	23.2	398	76.8	29.1	38.9	38.9
		General Dentists	1 in 60 miles and 60 mins	518	100.0	0	0.0	29.1	38.9	38.9
		General Dentists	1 in 90 miles and 90 mins	518	100.0	0	0.0	29.1	38.9	38.9
Polk, IA	38,668	General Dentists	1 in 30 miles and 30 mins	38,668	100.0	0	0.0	1.8	2.1	2.4
		General Dentists	1 in 60 miles and 60 mins	38,668	100.0	0	0.0	1.8	2.1	2.4
Pottawattamie, IA	9,380	General Dentists	1 in 90 miles and 90 mins	38,668	100.0	0	0.0	1.8	2.1	2.4
		General Dentists	1 in 30 miles and 30 mins	9,379	99.9	1	0.1	3.6	4.1	4.3
		General Dentists	1 in 60 miles and 60 mins	9,380	100.0	0	0.0	3.6	4.1	4.3
Poweshiek, IA	900	General Dentists	1 in 90 miles and 90 mins	9,380	100.0	0	0.0	3.6	4.1	4.3
		General Dentists	1 in 30 miles and 30 mins	716	79.6	184	20.4	22.5	23.6	23.6
		General Dentists	1 in 60 miles and 60 mins	900	100.0	0	0.0	22.5	23.6	23.6
Ringgold, IA	311	General Dentists	1 in 90 miles and 90 mins	900	100.0	0	0.0	22.5	23.6	23.6
		General Dentists	1 in 30 miles and 30 mins	311	100.0	0	0.0	5.2	27.3	40.8
		General Dentists	1 in 60 miles and 60 mins	311	100.0	0	0.0	5.2	27.3	40.8
Sac, IA	471	General Dentists	1 in 90 miles and 90 mins	311	100.0	0	0.0	5.2	27.3	40.8
		General Dentists	1 in 30 miles and 30 mins	470	99.8	1	0.2	20.2	29.5	32.6
		General Dentists	1 in 60 miles and 60 mins	471	100.0	0	0.0	20.2	29.5	32.6
Scott, IA	14,509	General Dentists	1 in 90 miles and 90 mins	471	100.0	0	0.0	20.2	29.5	32.6
		General Dentists	1 in 30 miles and 30 mins	14,509	100.0	0	0.0	2.4	2.6	2.8
		General Dentists	1 in 60 miles and 60 mins	14,509	100.0	0	0.0	2.4	2.6	2.8
Shelby, IA	648	General Dentists	1 in 90 miles and 90 mins	14,509	100.0	0	0.0	2.4	2.6	2.8
		General Dentists	1 in 30 miles and 30 mins	648	100.0	0	0.0	6.2	29.9	30.1
		General Dentists	1 in 60 miles and 60 mins	648	100.0	0	0.0	6.2	29.9	30.1
Sioux, IA	1,699	General Dentists	1 in 60 miles and 60 mins	648	100.0	0	0.0	6.2	29.9	30.1
		General Dentists	1 in 90 miles and 90 mins	1,699	100.0	0	0.0	10.3	44.3	44.3
		General Dentists	1 in 30 miles and 30 mins	1,699	100.0	0	0.0	10.3	44.3	44.3
Story, IA	3,677	General Dentists	1 in 90 miles and 90 mins	1,699	100.0	0	0.0	10.3	44.3	44.3
		General Dentists	1 in 30 miles and 30 mins	3,677	100.0	0	0.0	5.4	6.3	6.4
		General Dentists	1 in 60 miles and 60 mins	3,677	100.0	0	0.0	5.4	6.3	6.4
Tama, IA	1,265	General Dentists	1 in 90 miles and 90 mins	3,677	100.0	0	0.0	5.4	6.3	6.4
		General Dentists	1 in 30 miles and 30 mins	1,265	100.0	0	0.0	5.7	5.9	5.9
		General Dentists	1 in 60 miles and 60 mins	1,265	100.0	0	0.0	5.7	5.9	5.9
Taylor, IA	434	General Dentists	1 in 90 miles and 90 mins	1,265	100.0	0	0.0	5.7	5.9	5.9
		General Dentists	1 in 30 miles and 30 mins	387	89.2	47	10.8	25.4	39.4	40.3
		General Dentists	1 in 60 miles and 60 mins	434	100.0	0	0.0	25.4	39.4	40.3
Union, IA	918	General Dentists	1 in 90 miles and 90 mins	434	100.0	0	0.0	25.4	39.4	40.3
		General Dentists	1 in 30 miles and 30 mins	482	52.5	436	47.5	25.9	30.1	30.4
		General Dentists	1 in 60 miles and 60 mins	918	100.0	0	0.0	25.9	30.1	30.4

# Access Detail By County

October 9, 2024

Access Analysis  
 All Access  
 DWP Member / Provider Groups  
 DWP Members (Iowa)  
   General Dentists (Iowa)  
   General Dentists (Iowa)  
   General Dentists (Iowa)  
   Primary Care Dentist (Iowa)  
   Endodontists (Iowa)  
   Endodontists (Iowa)  
   Endodontists (Iowa)  
   Oral Surgeons (Iowa)  
   Oral Surgeons (Iowa)  
   Oral Surgeons (Iowa)  
   Orthodontists (Iowa)  
   Orthodontists (Iowa)  
   Orthodontists (Iowa)  
   Periodontists (Iowa)  
   Periodontists (Iowa)  
   Periodontists (Iowa)  
   Prosthodontists (Iowa)  
   Prosthodontists (Iowa)  
   Prosthodontists (Iowa)

\*\* These records have been excluded from the analysis because of invalid zip codes.

All DWP Members										
County	DWP Member	Provider		With Access		Without Access		Average Distance		
	#	Group	Standard	#	%	#	%	1	2	3
Union, IA	918	General Dentists	1 in 90 miles and 90 mins	918	100.0	0	0.0	25.9	30.1	30.4
Van Buren, IA	425	General Dentists	1 in 30 miles and 30 mins	117	27.5	308	72.5	30.2	30.2	33.7
		General Dentists	1 in 60 miles and 60 mins	425	100.0	0	0.0	30.2	30.2	33.7
		General Dentists	1 in 90 miles and 90 mins	425	100.0	0	0.0	30.2	30.2	33.7
Wapello, IA	4,086	General Dentists	1 in 30 miles and 30 mins	4,086	100.0	0	0.0	3.0	3.0	3.0
		General Dentists	1 in 60 miles and 60 mins	4,086	100.0	0	0.0	3.0	3.0	3.0
		General Dentists	1 in 90 miles and 90 mins	4,086	100.0	0	0.0	3.0	3.0	3.0
Warren, IA	2,347	General Dentists	1 in 30 miles and 30 mins	2,300	98.0	47	2.0	10.8	11.0	11.8
		General Dentists	1 in 60 miles and 60 mins	2,347	100.0	0	0.0	10.8	11.0	11.8
		General Dentists	1 in 90 miles and 90 mins	2,347	100.0	0	0.0	10.8	11.0	11.8
Washington, IA	1,342	General Dentists	1 in 30 miles and 30 mins	1,342	100.0	0	0.0	17.7	20.4	22.1
		General Dentists	1 in 60 miles and 60 mins	1,342	100.0	0	0.0	17.7	20.4	22.1
		General Dentists	1 in 90 miles and 90 mins	1,342	100.0	0	0.0	17.7	20.4	22.1
Wayne, IA	409	General Dentists	1 in 30 miles and 30 mins	404	98.8	5	1.2	20.8	24.9	28.9
		General Dentists	1 in 60 miles and 60 mins	409	100.0	0	0.0	20.8	24.9	28.9
		General Dentists	1 in 90 miles and 90 mins	409	100.0	0	0.0	20.8	24.9	28.9
Webster, IA	3,141	General Dentists	1 in 30 miles and 30 mins	3,141	100.0	0	0.0	3.0	3.5	3.6
		General Dentists	1 in 60 miles and 60 mins	3,141	100.0	0	0.0	3.0	3.5	3.6
		General Dentists	1 in 90 miles and 90 mins	3,141	100.0	0	0.0	3.0	3.5	3.6
Winnebago, IA	537	General Dentists	1 in 30 miles and 30 mins	537	100.0	0	0.0	19.0	31.7	33.1
		General Dentists	1 in 60 miles and 60 mins	537	100.0	0	0.0	19.0	31.7	33.1
		General Dentists	1 in 90 miles and 90 mins	537	100.0	0	0.0	19.0	31.7	33.1
Winneshiek, IA	436	General Dentists	1 in 30 miles and 30 mins	372	85.3	64	14.7	23.6	23.8	38.8
		General Dentists	1 in 60 miles and 60 mins	436	100.0	0	0.0	23.6	23.8	38.8
		General Dentists	1 in 90 miles and 90 mins	436	100.0	0	0.0	23.6	23.8	38.8
Woodbury, IA	12,227	General Dentists	1 in 30 miles and 30 mins	11,882	97.2	345	2.8	3.3	3.3	4.0
		General Dentists	1 in 60 miles and 60 mins	12,227	100.0	0	0.0	3.3	3.3	4.0
		General Dentists	1 in 90 miles and 90 mins	12,227	100.0	0	0.0	3.3	3.3	4.0
Worth, IA	370	General Dentists	1 in 30 miles and 30 mins	364	98.4	6	1.6	17.4	18.3	33.4
		General Dentists	1 in 60 miles and 60 mins	370	100.0	0	0.0	17.4	18.3	33.4
		General Dentists	1 in 90 miles and 90 mins	370	100.0	0	0.0	17.4	18.3	33.4
Wright, IA	983	General Dentists	1 in 30 miles and 30 mins	983	100.0	0	0.0	4.3	15.5	29.3
		General Dentists	1 in 60 miles and 60 mins	983	100.0	0	0.0	4.3	15.5	29.3
		General Dentists	1 in 90 miles and 90 mins	983	100.0	0	0.0	4.3	15.5	29.3
Adair, IA	413	Oral Surgeons	1 in 30 miles and 30 mins	0	0.0	413	100.0	47.0	47.0	47.0
		Oral Surgeons	1 in 60 miles and 60 mins	298	72.2	115	27.8	47.0	47.0	47.0
		Oral Surgeons	1 in 90 miles and 90 mins	413	100.0	0	0.0	47.0	47.0	47.0
Adams, IA	243	Oral Surgeons	1 in 30 miles and 30 mins	0	0.0	243	100.0	75.3	75.3	75.3
		Oral Surgeons	1 in 60 miles and 60 mins	0	0.0	243	100.0	75.3	75.3	75.3
		Oral Surgeons	1 in 90 miles and 90 mins	57	23.5	186	76.5	75.3	75.3	75.3

# Access Detail By County

October 9, 2024

Access Analysis  
 All Access  
 DWP Member / Provider Groups  
 DWP Members (Iowa)  
   General Dentists (Iowa)  
   General Dentists (Iowa)  
   General Dentists (Iowa)  
   Primary Care Dentist (Iowa)  
   Endodontists (Iowa)  
   Endodontists (Iowa)  
   Oral Surgeons (Iowa)  
   Oral Surgeons (Iowa)  
   Oral Surgeons (Iowa)  
   Orthodontists (Iowa)  
   Orthodontists (Iowa)  
   Orthodontists (Iowa)  
   Periodontists (Iowa)  
   Periodontists (Iowa)  
   Periodontists (Iowa)  
   Prosthodontists (Iowa)  
   Prosthodontists (Iowa)  
   Prosthodontists (Iowa)

\*\* These records have been excluded from the analysis because of invalid zip codes.

All DWP Members										
County	DWP Member	Provider		With Access		Without Access		Average Distance		
	#	Group	Standard	#	%	#	%	1	2	3
Allamakee, IA	660	Oral Surgeons	1 in 30 miles and 30 mins	0	0.0	660	100.0	80.7	93.8	93.8
		Oral Surgeons	1 in 60 miles and 60 mins	0	0.0	660	100.0	80.7	93.8	93.8
		Oral Surgeons	1 in 90 miles and 90 mins	167	25.3	493	74.7	80.7	93.8	93.8
Appanoose, IA	1,245	Oral Surgeons	1 in 30 miles and 30 mins	0	0.0	1,245	100.0	86.7	86.7	86.7
		Oral Surgeons	1 in 60 miles and 60 mins	0	0.0	1,245	100.0	86.7	86.7	86.7
		Oral Surgeons	1 in 90 miles and 90 mins	6	0.5	1,239	99.5	86.7	86.7	86.7
Audubon, IA	303	Oral Surgeons	1 in 30 miles and 30 mins	0	0.0	303	100.0	60.2	60.6	60.6
		Oral Surgeons	1 in 60 miles and 60 mins	0	0.0	303	100.0	60.2	60.6	60.6
		Oral Surgeons	1 in 90 miles and 90 mins	303	100.0	0	0.0	60.2	60.6	60.6
Benton, IA	1,227	Oral Surgeons	1 in 30 miles and 30 mins	490	39.9	737	60.1	27.2	28.4	28.4
		Oral Surgeons	1 in 60 miles and 60 mins	1,227	100.0	0	0.0	27.2	28.4	28.4
		Oral Surgeons	1 in 90 miles and 90 mins	1,227	100.0	0	0.0	27.2	28.4	28.4
Black Hawk, IA	9,136	Oral Surgeons	1 in 30 miles and 30 mins	9,136	100.0	0	0.0	4.7	63.5	63.5
		Oral Surgeons	1 in 60 miles and 60 mins	9,136	100.0	0	0.0	4.7	63.5	63.5
		Oral Surgeons	1 in 90 miles and 90 mins	9,136	100.0	0	0.0	4.7	63.5	63.5
Boone, IA	1,198	Oral Surgeons	1 in 30 miles and 30 mins	198	16.5	1,000	83.5	31.2	31.2	31.2
		Oral Surgeons	1 in 60 miles and 60 mins	1,198	100.0	0	0.0	31.2	31.2	31.2
		Oral Surgeons	1 in 90 miles and 90 mins	1,198	100.0	0	0.0	31.2	31.2	31.2
Bremer, IA	773	Oral Surgeons	1 in 30 miles and 30 mins	525	67.9	248	32.1	23.8	74.9	74.9
		Oral Surgeons	1 in 60 miles and 60 mins	773	100.0	0	0.0	23.8	74.9	74.9
		Oral Surgeons	1 in 90 miles and 90 mins	773	100.0	0	0.0	23.8	74.9	74.9
Buchanan, IA	823	Oral Surgeons	1 in 30 miles and 30 mins	465	56.5	358	43.5	26.1	45.0	45.0
		Oral Surgeons	1 in 60 miles and 60 mins	823	100.0	0	0.0	26.1	45.0	45.0
		Oral Surgeons	1 in 90 miles and 90 mins	823	100.0	0	0.0	26.1	45.0	45.0
Buena Vista, IA	1,866	Oral Surgeons	1 in 30 miles and 30 mins	1,866	100.0	0	0.0	4.5	34.6	55.5
		Oral Surgeons	1 in 60 miles and 60 mins	1,866	100.0	0	0.0	4.5	34.6	55.5
		Oral Surgeons	1 in 90 miles and 90 mins	1,866	100.0	0	0.0	4.5	34.6	55.5
Butler, IA	606	Oral Surgeons	1 in 30 miles and 30 mins	45	7.4	561	92.6	34.5	88.0	88.0
		Oral Surgeons	1 in 60 miles and 60 mins	594	98.0	12	2.0	34.5	88.0	88.0
		Oral Surgeons	1 in 90 miles and 90 mins	606	100.0	0	0.0	34.5	88.0	88.0
Calhoun, IA	580	Oral Surgeons	1 in 30 miles and 30 mins	12	2.1	568	97.9	40.6	63.5	76.9
		Oral Surgeons	1 in 60 miles and 60 mins	562	96.9	18	3.1	40.6	63.5	76.9
		Oral Surgeons	1 in 90 miles and 90 mins	580	100.0	0	0.0	40.6	63.5	76.9
Carroll, IA	777	Oral Surgeons	1 in 30 miles and 30 mins	0	0.0	777	100.0	49.0	67.8	68.3
		Oral Surgeons	1 in 60 miles and 60 mins	652	83.9	125	16.1	49.0	67.8	68.3
		Oral Surgeons	1 in 90 miles and 90 mins	777	100.0	0	0.0	49.0	67.8	68.3
Cass, IA	986	Oral Surgeons	1 in 30 miles and 30 mins	0	0.0	986	100.0	67.2	67.2	67.2
		Oral Surgeons	1 in 60 miles and 60 mins	2	0.2	984	99.8	67.2	67.2	67.2
		Oral Surgeons	1 in 90 miles and 90 mins	916	92.9	70	7.1	67.2	67.2	67.2
Cedar, IA	817	Oral Surgeons	1 in 30 miles and 30 mins	345	42.2	472	57.8	25.2	25.2	25.2



# Access Detail By County

October 9, 2024

Access Analysis  
 All Access  
 DWP Member / Provider Groups  
 DWP Members (Iowa)  
 General Dentists (Iowa)  
 General Dentists (Iowa)  
 General Dentists (Iowa)  
 Primary Care Dentist (Iowa)  
 Endodontists (Iowa)  
 Endodontists (Iowa)  
 Endodontists (Iowa)  
 Oral Surgeons (Iowa)  
 Oral Surgeons (Iowa)  
 Oral Surgeons (Iowa)  
 Orthodontists (Iowa)  
 Orthodontists (Iowa)  
 Orthodontists (Iowa)  
 Periodontists (Iowa)  
 Periodontists (Iowa)  
 Periodontists (Iowa)  
 Prosthodontists (Iowa)  
 Prosthodontists (Iowa)  
 Prosthodontists (Iowa)

\*\* These records have been excluded from the analysis because of invalid zip codes.

All DWP Members										
County	DWP Member	Provider		With Access		Without Access		Average Distance		
	#	Group	Standard	#	%	#	%	1	2	3
Cedar, IA	817	Oral Surgeons	1 in 60 miles and 60 mins	817	100.0	0	0.0	25.2	25.2	25.2
		Oral Surgeons	1 in 90 miles and 90 mins	817	100.0	0	0.0	25.2	25.2	25.2
Cerro Gordo, IA	2,783	Oral Surgeons	1 in 30 miles and 30 mins	0	0.0	2,783	100.0	75.0	98.6	106.7
		Oral Surgeons	1 in 60 miles and 60 mins	0	0.0	2,783	100.0	75.0	98.6	106.7
		Oral Surgeons	1 in 90 miles and 90 mins	1,686	60.6	1,097	39.4	75.0	98.6	106.7
Cherokee, IA	691	Oral Surgeons	1 in 30 miles and 30 mins	633	91.6	58	8.4	23.4	35.5	36.0
		Oral Surgeons	1 in 60 miles and 60 mins	691	100.0	0	0.0	23.4	35.5	36.0
Chickasaw, IA	366	Oral Surgeons	1 in 90 miles and 90 mins	691	100.0	0	0.0	23.4	35.5	36.0
		Oral Surgeons	1 in 30 miles and 30 mins	0	0.0	366	100.0	41.6	88.9	88.9
		Oral Surgeons	1 in 60 miles and 60 mins	343	93.7	23	6.3	41.6	88.9	88.9
Clarke, IA	844	Oral Surgeons	1 in 90 miles and 90 mins	366	100.0	0	0.0	41.6	88.9	88.9
		Oral Surgeons	1 in 30 miles and 30 mins	0	0.0	844	100.0	41.4	41.4	41.4
		Oral Surgeons	1 in 60 miles and 60 mins	836	99.1	8	0.9	41.4	41.4	41.4
Clay, IA	1,008	Oral Surgeons	1 in 90 miles and 90 mins	844	100.0	0	0.0	41.4	41.4	41.4
		Oral Surgeons	1 in 30 miles and 30 mins	1,008	100.0	0	0.0	3.4	34.9	48.3
		Oral Surgeons	1 in 60 miles and 60 mins	1,008	100.0	0	0.0	3.4	34.9	48.3
Clayton, IA	724	Oral Surgeons	1 in 90 miles and 90 mins	1,008	100.0	0	0.0	3.4	34.9	48.3
		Oral Surgeons	1 in 30 miles and 30 mins	0	0.0	724	100.0	65.9	70.7	70.7
		Oral Surgeons	1 in 60 miles and 60 mins	107	14.8	617	85.2	65.9	70.7	70.7
Clinton, IA	3,414	Oral Surgeons	1 in 90 miles and 90 mins	684	94.5	40	5.5	65.9	70.7	70.7
		Oral Surgeons	1 in 30 miles and 30 mins	0	0.0	3,414	100.0	68.4	68.4	68.4
		Oral Surgeons	1 in 60 miles and 60 mins	233	6.8	3,181	93.2	68.4	68.4	68.4
Crawford, IA	1,045	Oral Surgeons	1 in 90 miles and 90 mins	3,414	100.0	0	0.0	68.4	68.4	68.4
		Oral Surgeons	1 in 30 miles and 30 mins	0	0.0	1,045	100.0	46.2	78.6	79.9
		Oral Surgeons	1 in 60 miles and 60 mins	1,002	95.9	43	4.1	46.2	78.6	79.9
Dallas, IA	4,898	Oral Surgeons	1 in 90 miles and 90 mins	1,045	100.0	0	0.0	46.2	78.6	79.9
		Oral Surgeons	1 in 30 miles and 30 mins	4,002	81.7	896	18.3	10.8	10.8	10.8
		Oral Surgeons	1 in 60 miles and 60 mins	4,898	100.0	0	0.0	10.8	10.8	10.8
Davis, IA	527	Oral Surgeons	1 in 90 miles and 90 mins	4,898	100.0	0	0.0	10.8	10.8	10.8
		Oral Surgeons	1 in 30 miles and 30 mins	0	0.0	527	100.0	83.8	83.8	83.8
		Oral Surgeons	1 in 60 miles and 60 mins	0	0.0	527	100.0	83.8	83.8	83.8
Decatur, IA	721	Oral Surgeons	1 in 90 miles and 90 mins	25	4.7	502	95.3	83.8	83.8	83.8
		Oral Surgeons	1 in 30 miles and 30 mins	0	0.0	721	100.0	64.4	64.4	64.4
		Oral Surgeons	1 in 60 miles and 60 mins	0	0.0	721	100.0	64.4	64.4	64.4
Delaware, IA	633	Oral Surgeons	1 in 90 miles and 90 mins	721	100.0	0	0.0	64.4	64.4	64.4
		Oral Surgeons	1 in 30 miles and 30 mins	1	0.2	632	99.8	44.3	44.6	44.6
		Oral Surgeons	1 in 60 miles and 60 mins	608	96.1	25	3.9	44.3	44.6	44.6
Des Moines, IA	3,955	Oral Surgeons	1 in 90 miles and 90 mins	633	100.0	0	0.0	44.3	44.6	44.6
		Oral Surgeons	1 in 30 miles and 30 mins	0	0.0	3,955	100.0	65.5	65.5	65.5
		Oral Surgeons	1 in 60 miles and 60 mins	10	0.3	3,945	99.7	65.5	65.5	65.5

# Access Detail By County

October 9, 2024

Access Analysis  
 All Access  
 DWP Member / Provider Groups  
 DWP Members (Iowa)  
   General Dentists (Iowa)  
   General Dentists (Iowa)  
   General Dentists (Iowa)  
   Primary Care Dentist (Iowa)  
   Endodontists (Iowa)  
   Endodontists (Iowa)  
   Endodontists (Iowa)  
   Oral Surgeons (Iowa)  
   Oral Surgeons (Iowa)  
   Oral Surgeons (Iowa)  
   Orthodontists (Iowa)  
   Orthodontists (Iowa)  
   Orthodontists (Iowa)  
   Periodontists (Iowa)  
   Periodontists (Iowa)  
   Periodontists (Iowa)  
   Prosthodontists (Iowa)  
   Prosthodontists (Iowa)  
   Prosthodontists (Iowa)

\*\* These records have been excluded from the analysis because of invalid zip codes.

All DWP Members										
County	DWP Member	Provider		With Access		Without Access		Average Distance		
	#	Group	Standard	#	%	#	%	1	2	3
Des Moines, IA	3,955	Oral Surgeons	1 in 90 miles and 90 mins	3,955	100.0	0	0.0	65.5	65.5	65.5
Dickinson, IA	808	Oral Surgeons	1 in 30 miles and 30 mins	801	99.1	7	0.9	18.4	52.6	60.4
		Oral Surgeons	1 in 60 miles and 60 mins	808	100.0	0	0.0	18.4	52.6	60.4
		Oral Surgeons	1 in 90 miles and 90 mins	808	100.0	0	0.0	18.4	52.6	60.4
Dubuque, IA	5,025	Oral Surgeons	1 in 30 miles and 30 mins	0	0.0	5,025	100.0	72.0	72.0	72.0
		Oral Surgeons	1 in 60 miles and 60 mins	81	1.6	4,944	98.4	72.0	72.0	72.0
		Oral Surgeons	1 in 90 miles and 90 mins	4,563	90.8	462	9.2	72.0	72.0	72.0
Emmet, IA	647	Oral Surgeons	1 in 30 miles and 30 mins	26	4.0	621	96.0	33.0	60.6	74.3
		Oral Surgeons	1 in 60 miles and 60 mins	647	100.0	0	0.0	33.0	60.6	74.3
		Oral Surgeons	1 in 90 miles and 90 mins	647	100.0	0	0.0	33.0	60.6	74.3
Fayette, IA	1,140	Oral Surgeons	1 in 30 miles and 30 mins	0	0.0	1,140	100.0	41.6	62.5	62.5
		Oral Surgeons	1 in 60 miles and 60 mins	855	75.0	285	25.0	41.6	62.5	62.5
		Oral Surgeons	1 in 90 miles and 90 mins	1,140	100.0	0	0.0	41.6	62.5	62.5
Floyd, IA	880	Oral Surgeons	1 in 30 miles and 30 mins	0	0.0	880	100.0	51.4	101.3	101.6
		Oral Surgeons	1 in 60 miles and 60 mins	634	72.0	246	28.0	51.4	101.3	101.6
		Oral Surgeons	1 in 90 miles and 90 mins	880	100.0	0	0.0	51.4	101.3	101.6
Franklin, IA	670	Oral Surgeons	1 in 30 miles and 30 mins	0	0.0	670	100.0	54.6	86.0	86.0
		Oral Surgeons	1 in 60 miles and 60 mins	53	7.9	617	92.1	54.6	86.0	86.0
		Oral Surgeons	1 in 90 miles and 90 mins	670	100.0	0	0.0	54.6	86.0	86.0
Fremont, IA	496	Oral Surgeons	1 in 30 miles and 30 mins	0	0.0	496	100.0	117.0	117.0	117.0
		Oral Surgeons	1 in 60 miles and 60 mins	0	0.0	496	100.0	117.0	117.0	117.0
		Oral Surgeons	1 in 90 miles and 90 mins	0	0.0	496	100.0	117.0	117.0	117.0
Greene, IA	647	Oral Surgeons	1 in 30 miles and 30 mins	0	0.0	647	100.0	50.6	50.8	50.8
		Oral Surgeons	1 in 60 miles and 60 mins	173	26.7	474	73.3	50.6	50.8	50.8
		Oral Surgeons	1 in 90 miles and 90 mins	647	100.0	0	0.0	50.6	50.8	50.8
Grundy, IA	532	Oral Surgeons	1 in 30 miles and 30 mins	243	45.7	289	54.3	25.0	70.0	70.0
		Oral Surgeons	1 in 60 miles and 60 mins	532	100.0	0	0.0	25.0	70.0	70.0
		Oral Surgeons	1 in 90 miles and 90 mins	532	100.0	0	0.0	25.0	70.0	70.0
Guthrie, IA	524	Oral Surgeons	1 in 30 miles and 30 mins	0	0.0	524	100.0	36.6	36.6	36.6
		Oral Surgeons	1 in 60 miles and 60 mins	519	99.0	5	1.0	36.6	36.6	36.6
		Oral Surgeons	1 in 90 miles and 90 mins	524	100.0	0	0.0	36.6	36.6	36.6
Hamilton, IA	923	Oral Surgeons	1 in 30 miles and 30 mins	0	0.0	923	100.0	56.8	56.9	56.9
		Oral Surgeons	1 in 60 miles and 60 mins	162	17.6	761	82.4	56.8	56.9	56.9
		Oral Surgeons	1 in 90 miles and 90 mins	923	100.0	0	0.0	56.8	56.9	56.9
Hancock, IA	502	Oral Surgeons	1 in 30 miles and 30 mins	0	0.0	502	100.0	74.0	82.3	90.1
		Oral Surgeons	1 in 60 miles and 60 mins	0	0.0	502	100.0	74.0	82.3	90.1
		Oral Surgeons	1 in 90 miles and 90 mins	488	97.2	14	2.8	74.0	82.3	90.1
Hardin, IA	1,007	Oral Surgeons	1 in 30 miles and 30 mins	0	0.0	1,007	100.0	44.9	70.4	70.4
		Oral Surgeons	1 in 60 miles and 60 mins	840	83.4	167	16.6	44.9	70.4	70.4
		Oral Surgeons	1 in 90 miles and 90 mins	1,007	100.0	0	0.0	44.9	70.4	70.4

# Access Detail By County

October 9, 2024

Access Analysis  
 All Access  
 DWP Member / Provider Groups  
 DWP Members (Iowa)  
 General Dentists (Iowa)  
 General Dentists (Iowa)  
 General Dentists (Iowa)  
 Primary Care Dentist (Iowa)  
 Endodontists (Iowa)  
 Endodontists (Iowa)  
 Oral Surgeons (Iowa)  
 Oral Surgeons (Iowa)  
 Oral Surgeons (Iowa)  
 Orthodontists (Iowa)  
 Orthodontists (Iowa)  
 Orthodontists (Iowa)  
 Periodontists (Iowa)  
 Periodontists (Iowa)  
 Periodontists (Iowa)  
 Prosthodontists (Iowa)  
 Prosthodontists (Iowa)  
 Prosthodontists (Iowa)

All DWP Members										
County	DWP Member	Provider		With Access		Without Access		Average Distance		
	#	Group	Standard	#	%	#	%	1	2	3
Harrison, IA	944	Oral Surgeons	1 in 30 miles and 30 mins	0	0.0	944	100.0	80.3	94.6	94.6
		Oral Surgeons	1 in 60 miles and 60 mins	0	0.0	944	100.0	80.3	94.6	94.6
		Oral Surgeons	1 in 90 miles and 90 mins	516	54.7	428	45.3	80.3	94.6	94.6
Henry, IA	1,411	Oral Surgeons	1 in 30 miles and 30 mins	0	0.0	1,411	100.0	48.1	48.1	48.1
		Oral Surgeons	1 in 60 miles and 60 mins	729	51.7	682	48.3	48.1	48.1	48.1
		Oral Surgeons	1 in 90 miles and 90 mins	1,411	100.0	0	0.0	48.1	48.1	48.1
Howard, IA	386	Oral Surgeons	1 in 30 miles and 30 mins	0	0.0	386	100.0	64.3	105.9	105.9
		Oral Surgeons	1 in 60 miles and 60 mins	0	0.0	386	100.0	64.3	105.9	105.9
		Oral Surgeons	1 in 90 miles and 90 mins	386	100.0	0	0.0	64.3	105.9	105.9
Humboldt, IA	582	Oral Surgeons	1 in 30 miles and 30 mins	0	0.0	582	100.0	52.3	61.8	83.4
		Oral Surgeons	1 in 60 miles and 60 mins	415	71.3	167	28.7	52.3	61.8	83.4
		Oral Surgeons	1 in 90 miles and 90 mins	582	100.0	0	0.0	52.3	61.8	83.4
Iowa, IA	699	Oral Surgeons	1 in 30 miles and 30 mins	146	38.5	233	61.5	30.5	55.9	57.4
		Oral Surgeons	1 in 60 miles and 60 mins	379	100.0	0	0.0	30.5	55.9	57.4
		Oral Surgeons	1 in 90 miles and 90 mins	379	100.0	0	0.0	30.5	55.9	57.4
Iowa, IA	699	Oral Surgeons	1 in 30 miles and 30 mins	455	65.1	244	34.9	26.0	26.0	26.0
		Oral Surgeons	1 in 60 miles and 60 mins	699	100.0	0	0.0	26.0	26.0	26.0
		Oral Surgeons	1 in 90 miles and 90 mins	699	100.0	0	0.0	26.0	26.0	26.0
Jackson, IA	960	Oral Surgeons	1 in 30 miles and 30 mins	0	0.0	960	100.0	59.4	59.4	59.4
		Oral Surgeons	1 in 60 miles and 60 mins	564	58.7	396	41.2	59.4	59.4	59.4
		Oral Surgeons	1 in 90 miles and 90 mins	960	100.0	0	0.0	59.4	59.4	59.4
Jasper, IA	2,341	Oral Surgeons	1 in 30 miles and 30 mins	2	0.1	2,339	99.9	39.3	39.3	39.3
		Oral Surgeons	1 in 60 miles and 60 mins	2,226	95.1	115	4.9	39.3	39.3	39.3
		Oral Surgeons	1 in 90 miles and 90 mins	2,341	100.0	0	0.0	39.3	39.3	39.3
Jefferson, IA	1,107	Oral Surgeons	1 in 30 miles and 30 mins	0	0.0	1,107	100.0	55.2	55.2	55.2
		Oral Surgeons	1 in 60 miles and 60 mins	79	7.1	1,028	92.9	55.2	55.2	55.2
		Oral Surgeons	1 in 90 miles and 90 mins	1,107	100.0	0	0.0	55.2	55.2	55.2
Johnson, IA	8,247	Oral Surgeons	1 in 30 miles and 30 mins	8,247	100.0	0	0.0	3.0	3.0	3.0
		Oral Surgeons	1 in 60 miles and 60 mins	8,247	100.0	0	0.0	3.0	3.0	3.0
		Oral Surgeons	1 in 90 miles and 90 mins	8,247	100.0	0	0.0	3.0	3.0	3.0
Jones, IA	1,079	Oral Surgeons	1 in 30 miles and 30 mins	110	10.2	969	89.8	34.2	34.2	34.2
		Oral Surgeons	1 in 60 miles and 60 mins	1,079	100.0	0	0.0	34.2	34.2	34.2
		Oral Surgeons	1 in 90 miles and 90 mins	1,079	100.0	0	0.0	34.2	34.2	34.2
Keokuk, IA	692	Oral Surgeons	1 in 30 miles and 30 mins	0	0.0	692	100.0	47.5	47.5	47.5
		Oral Surgeons	1 in 60 miles and 60 mins	512	74.0	180	26.0	47.5	47.5	47.5
		Oral Surgeons	1 in 90 miles and 90 mins	692	100.0	0	0.0	47.5	47.5	47.5
Kossuth, IA	709	Oral Surgeons	1 in 30 miles and 30 mins	0	0.0	709	100.0	49.2	68.3	94.4
		Oral Surgeons	1 in 60 miles and 60 mins	577	81.4	132	18.6	49.2	68.3	94.4
		Oral Surgeons	1 in 90 miles and 90 mins	709	100.0	0	0.0	49.2	68.3	94.4
Lee, IA	3,289	Oral Surgeons	1 in 30 miles and 30 mins	0	0.0	3,289	100.0	80.7	80.7	80.7

\*\* These records have been excluded from the analysis because of invalid zip codes.

# Access Detail By County

October 9, 2024

Access Analysis  
 All Access  
 DWP Member / Provider Groups  
 DWP Members (Iowa)  
 General Dentists (Iowa)  
 General Dentists (Iowa)  
 General Dentists (Iowa)  
 Primary Care Dentist (Iowa)  
 Endodontists (Iowa)  
 Endodontists (Iowa)  
 Endodontists (Iowa)  
 Oral Surgeons (Iowa)  
 Oral Surgeons (Iowa)  
 Oral Surgeons (Iowa)  
 Orthodontists (Iowa)  
 Orthodontists (Iowa)  
 Orthodontists (Iowa)  
 Periodontists (Iowa)  
 Periodontists (Iowa)  
 Periodontists (Iowa)  
 Prosthodontists (Iowa)  
 Prosthodontists (Iowa)  
 Prosthodontists (Iowa)

\*\* These records have been excluded from the analysis because of invalid zip codes.

All DWP Members										
County	DWP Member	Provider		With Access		Without Access		Average Distance		
	#	Group	Standard	#	%	#	%	1	2	3
Lee, IA	3,289	Oral Surgeons	1 in 60 miles and 60 mins	0	0.0	3,289	100.0	80.7	80.7	80.7
		Oral Surgeons	1 in 90 miles and 90 mins	688	20.9	2,601	79.1	80.7	80.7	80.7
Linn, IA	15,819	Oral Surgeons	1 in 30 miles and 30 mins	15,744	99.5	75	0.5	7.1	7.1	7.1
		Oral Surgeons	1 in 60 miles and 60 mins	15,819	100.0	0	0.0	7.1	7.1	7.1
		Oral Surgeons	1 in 90 miles and 90 mins	15,819	100.0	0	0.0	7.1	7.1	7.1
Louisa, IA	718	Oral Surgeons	1 in 30 miles and 30 mins	4	0.6	714	99.4	37.4	37.4	37.4
		Oral Surgeons	1 in 60 miles and 60 mins	692	96.4	26	3.6	37.4	37.4	37.4
Lucas, IA	706	Oral Surgeons	1 in 90 miles and 90 mins	718	100.0	0	0.0	37.4	37.4	37.4
		Oral Surgeons	1 in 30 miles and 30 mins	0	0.0	706	100.0	55.8	55.8	55.8
		Oral Surgeons	1 in 60 miles and 60 mins	60	8.5	646	91.5	55.8	55.8	55.8
Lyon, IA	581	Oral Surgeons	1 in 90 miles and 90 mins	706	100.0	0	0.0	55.8	55.8	55.8
		Oral Surgeons	1 in 30 miles and 30 mins	140	24.1	441	75.9	33.4	33.4	33.4
		Oral Surgeons	1 in 60 miles and 60 mins	581	100.0	0	0.0	33.4	33.4	33.4
Madison, IA	826	Oral Surgeons	1 in 90 miles and 90 mins	581	100.0	0	0.0	33.4	33.4	33.4
		Oral Surgeons	1 in 30 miles and 30 mins	205	24.8	621	75.2	27.7	27.7	27.7
		Oral Surgeons	1 in 60 miles and 60 mins	826	100.0	0	0.0	27.7	27.7	27.7
Mahaska, IA	1,496	Oral Surgeons	1 in 90 miles and 90 mins	826	100.0	0	0.0	27.7	27.7	27.7
		Oral Surgeons	1 in 30 miles and 30 mins	0	0.0	1,496	100.0	65.2	65.2	65.2
		Oral Surgeons	1 in 60 miles and 60 mins	12	0.8	1,484	99.2	65.2	65.2	65.2
Marion, IA	1,485	Oral Surgeons	1 in 90 miles and 90 mins	1,496	100.0	0	0.0	65.2	65.2	65.2
		Oral Surgeons	1 in 30 miles and 30 mins	0	0.0	1,485	100.0	48.3	48.3	48.3
		Oral Surgeons	1 in 60 miles and 60 mins	1,081	72.8	404	27.2	48.3	48.3	48.3
Marshall, IA	3,820	Oral Surgeons	1 in 90 miles and 90 mins	1,485	100.0	0	0.0	48.3	48.3	48.3
		Oral Surgeons	1 in 30 miles and 30 mins	0	0.0	3,820	100.0	50.9	60.9	60.9
		Oral Surgeons	1 in 60 miles and 60 mins	637	16.7	3,183	83.3	50.9	60.9	60.9
Mills, IA	919	Oral Surgeons	1 in 90 miles and 90 mins	3,820	100.0	0	0.0	50.9	60.9	60.9
		Oral Surgeons	1 in 30 miles and 30 mins	0	0.0	919	100.0	109.4	109.4	109.4
		Oral Surgeons	1 in 60 miles and 60 mins	0	0.0	919	100.0	109.4	109.4	109.4
Mitchell, IA	375	Oral Surgeons	1 in 90 miles and 90 mins	0	0.0	919	100.0	109.4	109.4	109.4
		Oral Surgeons	1 in 30 miles and 30 mins	0	0.0	375	100.0	68.3	114.6	116.4
		Oral Surgeons	1 in 60 miles and 60 mins	0	0.0	375	100.0	68.3	114.6	116.4
Monona, IA	670	Oral Surgeons	1 in 90 miles and 90 mins	345	92.0	30	8.0	68.3	114.6	116.4
		Oral Surgeons	1 in 30 miles and 30 mins	0	0.0	670	100.0	64.5	66.9	66.9
		Oral Surgeons	1 in 60 miles and 60 mins	5	0.7	665	99.3	64.5	66.9	66.9
Monroe, IA	572	Oral Surgeons	1 in 90 miles and 90 mins	670	100.0	0	0.0	64.5	66.9	66.9
		Oral Surgeons	1 in 30 miles and 30 mins	0	0.0	572	100.0	74.1	74.1	74.1
		Oral Surgeons	1 in 60 miles and 60 mins	0	0.0	572	100.0	74.1	74.1	74.1
Montgomery, IA	902	Oral Surgeons	1 in 90 miles and 90 mins	324	56.6	248	43.4	74.1	74.1	74.1
		Oral Surgeons	1 in 30 miles and 30 mins	0	0.0	902	100.0	89.2	89.2	89.2
		Oral Surgeons	1 in 60 miles and 60 mins	0	0.0	902	100.0	89.2	89.2	89.2

# Access Detail By County

October 9, 2024

Access Analysis  
 All Access  
 DWP Member / Provider Groups  
 DWP Members (Iowa)  
 General Dentists (Iowa)  
 General Dentists (Iowa)  
 General Dentists (Iowa)  
 Primary Care Dentist (Iowa)  
 Endodontists (Iowa)  
 Endodontists (Iowa)  
 Endodontists (Iowa)  
 Oral Surgeons (Iowa)  
 Oral Surgeons (Iowa)  
 Oral Surgeons (Iowa)  
 Orthodontists (Iowa)  
 Orthodontists (Iowa)  
 Orthodontists (Iowa)  
 Periodontists (Iowa)  
 Periodontists (Iowa)  
 Periodontists (Iowa)  
 Prosthodontists (Iowa)  
 Prosthodontists (Iowa)  
 Prosthodontists (Iowa)

\*\* These records have been excluded from the analysis because of invalid zip codes.

All DWP Members										
County	DWP Member	Provider		With Access		Without Access		Average Distance		
	#	Group	Standard	#	%	#	%	1	2	3
Montgomery, IA	902	Oral Surgeons	1 in 90 miles and 90 mins	0	0.0	902	100.0	89.2	89.2	89.2
Muscatine, IA	2,779	Oral Surgeons	1 in 30 miles and 30 mins	301	10.8	2,478	89.2	34.2	34.2	34.2
		Oral Surgeons	1 in 60 miles and 60 mins	2,777	99.9	2	0.1	34.2	34.2	34.2
		Oral Surgeons	1 in 90 miles and 90 mins	2,779	100.0	0	0.0	34.2	34.2	34.2
O'Brien, IA	855	Oral Surgeons	1 in 30 miles and 30 mins	807	94.4	48	5.6	21.9	25.5	25.6
		Oral Surgeons	1 in 60 miles and 60 mins	855	100.0	0	0.0	21.9	25.5	25.6
		Oral Surgeons	1 in 90 miles and 90 mins	855	100.0	0	0.0	21.9	25.5	25.6
Osceola, IA	318	Oral Surgeons	1 in 30 miles and 30 mins	27	8.5	291	91.5	35.2	40.8	40.8
		Oral Surgeons	1 in 60 miles and 60 mins	318	100.0	0	0.0	35.2	40.8	40.8
		Oral Surgeons	1 in 90 miles and 90 mins	318	100.0	0	0.0	35.2	40.8	40.8
Page, IA	1,078	Oral Surgeons	1 in 30 miles and 30 mins	0	0.0	1,078	100.0	102.9	102.9	102.9
		Oral Surgeons	1 in 60 miles and 60 mins	0	0.0	1,078	100.0	102.9	102.9	102.9
		Oral Surgeons	1 in 90 miles and 90 mins	0	0.0	1,078	100.0	102.9	102.9	102.9
Palo Alto, IA	542	Oral Surgeons	1 in 30 miles and 30 mins	439	81.0	103	19.0	25.1	48.9	70.5
		Oral Surgeons	1 in 60 miles and 60 mins	542	100.0	0	0.0	25.1	48.9	70.5
		Oral Surgeons	1 in 90 miles and 90 mins	542	100.0	0	0.0	25.1	48.9	70.5
Plymouth, IA	1,406	Oral Surgeons	1 in 30 miles and 30 mins	1,023	72.8	383	27.2	23.4	23.4	23.4
		Oral Surgeons	1 in 60 miles and 60 mins	1,406	100.0	0	0.0	23.4	23.4	23.4
		Oral Surgeons	1 in 90 miles and 90 mins	1,406	100.0	0	0.0	23.4	23.4	23.4
Pocahontas, IA	518	Oral Surgeons	1 in 30 miles and 30 mins	72	13.9	446	86.1	30.9	43.2	72.8
		Oral Surgeons	1 in 60 miles and 60 mins	518	100.0	0	0.0	30.9	43.2	72.8
		Oral Surgeons	1 in 90 miles and 90 mins	518	100.0	0	0.0	30.9	43.2	72.8
Polk, IA	38,668	Oral Surgeons	1 in 30 miles and 30 mins	38,603	99.8	65	0.2	10.7	10.7	10.7
		Oral Surgeons	1 in 60 miles and 60 mins	38,668	100.0	0	0.0	10.7	10.7	10.7
		Oral Surgeons	1 in 90 miles and 90 mins	38,668	100.0	0	0.0	10.7	10.7	10.7
Pottawattamie, IA	9,380	Oral Surgeons	1 in 30 miles and 30 mins	0	0.0	9,380	100.0	102.9	111.2	111.2
		Oral Surgeons	1 in 60 miles and 60 mins	0	0.0	9,380	100.0	102.9	111.2	111.2
		Oral Surgeons	1 in 90 miles and 90 mins	93	1.0	9,287	99.0	102.9	111.2	111.2
Poweshiek, IA	900	Oral Surgeons	1 in 30 miles and 30 mins	0	0.0	900	100.0	52.8	53.1	53.1
		Oral Surgeons	1 in 60 miles and 60 mins	264	29.3	636	70.7	52.8	53.1	53.1
		Oral Surgeons	1 in 90 miles and 90 mins	900	100.0	0	0.0	52.8	53.1	53.1
Ringgold, IA	311	Oral Surgeons	1 in 30 miles and 30 mins	0	0.0	311	100.0	69.7	69.7	69.7
		Oral Surgeons	1 in 60 miles and 60 mins	0	0.0	311	100.0	69.7	69.7	69.7
		Oral Surgeons	1 in 90 miles and 90 mins	287	92.3	24	7.7	69.7	69.7	69.7
Sac, IA	471	Oral Surgeons	1 in 30 miles and 30 mins	345	73.2	126	26.8	23.2	54.4	73.9
		Oral Surgeons	1 in 60 miles and 60 mins	471	100.0	0	0.0	23.2	54.4	73.9
		Oral Surgeons	1 in 90 miles and 90 mins	471	100.0	0	0.0	23.2	54.4	73.9
Scott, IA	14,509	Oral Surgeons	1 in 30 miles and 30 mins	0	0.0	14,509	100.0	52.2	52.2	52.2
		Oral Surgeons	1 in 60 miles and 60 mins	456	3.1	14,053	96.9	52.2	52.2	52.2
		Oral Surgeons	1 in 90 miles and 90 mins	14,316	98.7	193	1.3	52.2	52.2	52.2

# Access Detail By County

October 9, 2024

Access Analysis  
 All Access  
 DWP Member / Provider Groups  
 DWP Members (Iowa)  
 General Dentists (Iowa)  
 General Dentists (Iowa)  
 General Dentists (Iowa)  
 Primary Care Dentist (Iowa)  
 Endodontists (Iowa)  
 Endodontists (Iowa)  
 Endodontists (Iowa)  
 Oral Surgeons (Iowa)  
 Oral Surgeons (Iowa)  
 Oral Surgeons (Iowa)  
 Orthodontists (Iowa)  
 Orthodontists (Iowa)  
 Orthodontists (Iowa)  
 Periodontists (Iowa)  
 Periodontists (Iowa)  
 Periodontists (Iowa)  
 Prosthodontists (Iowa)  
 Prosthodontists (Iowa)  
 Prosthodontists (Iowa)

All DWP Members										
County	DWP Member	Provider		With Access		Without Access		Average Distance		
	#	Group	Standard	#	%	#	%	1	2	3
Shelby, IA	648	Oral Surgeons	1 in 30 miles and 30 mins	0	0.0	648	100.0	70.3	81.0	81.0
		Oral Surgeons	1 in 60 miles and 60 mins	0	0.0	648	100.0	70.3	81.0	81.0
		Oral Surgeons	1 in 90 miles and 90 mins	648	100.0	0	0.0	70.3	81.0	81.0
Sioux, IA	1,699	Oral Surgeons	1 in 30 miles and 30 mins	1,686	99.2	13	0.8	14.0	14.0	14.0
		Oral Surgeons	1 in 60 miles and 60 mins	1,699	100.0	0	0.0	14.0	14.0	14.0
		Oral Surgeons	1 in 90 miles and 90 mins	1,699	100.0	0	0.0	14.0	14.0	14.0
Story, IA	3,677	Oral Surgeons	1 in 30 miles and 30 mins	74	2.0	3,603	98.0	33.9	33.9	33.9
		Oral Surgeons	1 in 60 miles and 60 mins	3,633	98.8	44	1.2	33.9	33.9	33.9
		Oral Surgeons	1 in 90 miles and 90 mins	3,677	100.0	0	0.0	33.9	33.9	33.9
Tama, IA	1,265	Oral Surgeons	1 in 30 miles and 30 mins	169	13.4	1,096	86.6	36.2	49.5	49.5
		Oral Surgeons	1 in 60 miles and 60 mins	1,265	100.0	0	0.0	36.2	49.5	49.5
		Oral Surgeons	1 in 90 miles and 90 mins	1,265	100.0	0	0.0	36.2	49.5	49.5
Taylor, IA	434	Oral Surgeons	1 in 30 miles and 30 mins	0	0.0	434	100.0	82.9	82.9	82.9
		Oral Surgeons	1 in 60 miles and 60 mins	0	0.0	434	100.0	82.9	82.9	82.9
		Oral Surgeons	1 in 90 miles and 90 mins	173	39.9	261	60.1	82.9	82.9	82.9
Union, IA	918	Oral Surgeons	1 in 30 miles and 30 mins	0	0.0	918	100.0	56.8	56.8	56.8
		Oral Surgeons	1 in 60 miles and 60 mins	66	7.2	852	92.8	56.8	56.8	56.8
		Oral Surgeons	1 in 90 miles and 90 mins	918	100.0	0	0.0	56.8	56.8	56.8
Van Buren, IA	425	Oral Surgeons	1 in 30 miles and 30 mins	0	0.0	425	100.0	69.3	69.3	69.3
		Oral Surgeons	1 in 60 miles and 60 mins	0	0.0	425	100.0	69.3	69.3	69.3
		Oral Surgeons	1 in 90 miles and 90 mins	356	83.8	69	16.2	69.3	69.3	69.3
Wapello, IA	4,086	Oral Surgeons	1 in 30 miles and 30 mins	0	0.0	4,086	100.0	73.9	73.9	73.9
		Oral Surgeons	1 in 60 miles and 60 mins	0	0.0	4,086	100.0	73.9	73.9	73.9
		Oral Surgeons	1 in 90 miles and 90 mins	3,871	94.7	215	5.3	73.9	73.9	73.9
Warren, IA	2,347	Oral Surgeons	1 in 30 miles and 30 mins	1,137	48.4	1,210	51.6	23.3	23.3	23.3
		Oral Surgeons	1 in 60 miles and 60 mins	2,347	100.0	0	0.0	23.3	23.3	23.3
		Oral Surgeons	1 in 90 miles and 90 mins	2,347	100.0	0	0.0	23.3	23.3	23.3
Washington, IA	1,342	Oral Surgeons	1 in 30 miles and 30 mins	270	20.1	1,072	79.9	27.3	27.3	27.3
		Oral Surgeons	1 in 60 miles and 60 mins	1,342	100.0	0	0.0	27.3	27.3	27.3
		Oral Surgeons	1 in 90 miles and 90 mins	1,342	100.0	0	0.0	27.3	27.3	27.3
Wayne, IA	409	Oral Surgeons	1 in 30 miles and 30 mins	0	0.0	409	100.0	69.6	69.6	69.6
		Oral Surgeons	1 in 60 miles and 60 mins	0	0.0	409	100.0	69.6	69.6	69.6
		Oral Surgeons	1 in 90 miles and 90 mins	329	80.4	80	19.6	69.6	69.6	69.6
Webster, IA	3,141	Oral Surgeons	1 in 30 miles and 30 mins	0	0.0	3,141	100.0	54.3	66.5	66.6
		Oral Surgeons	1 in 60 miles and 60 mins	2,415	76.9	726	23.1	54.3	66.5	66.6
		Oral Surgeons	1 in 90 miles and 90 mins	3,141	100.0	0	0.0	54.3	66.5	66.6
Winnebago, IA	537	Oral Surgeons	1 in 30 miles and 30 mins	0	0.0	537	100.0	78.7	94.8	99.8
		Oral Surgeons	1 in 60 miles and 60 mins	0	0.0	537	100.0	78.7	94.8	99.8
		Oral Surgeons	1 in 90 miles and 90 mins	371	69.1	166	30.9	78.7	94.8	99.8
Winneshiek, IA	436	Oral Surgeons	1 in 30 miles and 30 mins	0	0.0	436	100.0	68.2	95.8	95.8

\*\* These records have been excluded from the analysis because of invalid zip codes.

# Access Detail By County

October 9, 2024

- Access Analysis
- All Access
- DWP Member / Provider Groups
- DWP Members (Iowa)
- General Dentists (Iowa)
- General Dentists (Iowa)
- General Dentists (Iowa)
- Primary Care Dentist (Iowa)
- Endodontists (Iowa)
- Endodontists (Iowa)
- Endodontists (Iowa)
- Oral Surgeons (Iowa)
- Oral Surgeons (Iowa)
- Oral Surgeons (Iowa)
- Orthodontists (Iowa)
- Orthodontists (Iowa)
- Orthodontists (Iowa)
- Periodontists (Iowa)
- Periodontists (Iowa)
- Periodontists (Iowa)
- Prosthodontists (Iowa)
- Prosthodontists (Iowa)

\*\* These records have been excluded from the analysis because of invalid zip codes.

All DWP Members										
County	DWP Member	Provider		With Access		Without Access		Average Distance		
	#	Group	Standard	#	%	#	%	1	2	3
Winneshiek, IA	436	Oral Surgeons	1 in 60 miles and 60 mins	0	0.0	436	100.0	68.2	95.8	95.8
		Oral Surgeons	1 in 90 miles and 90 mins	408	93.6	28	6.4	68.2	95.8	95.8
Woodbury, IA	12,227	Oral Surgeons	1 in 30 miles and 30 mins	0	0.0	12,227	100.0	44.6	44.7	44.7
		Oral Surgeons	1 in 60 miles and 60 mins	9,884	80.8	2,343	19.2	44.6	44.7	44.7
		Oral Surgeons	1 in 90 miles and 90 mins	12,227	100.0	0	0.0	44.6	44.7	44.7
Worth, IA	370	Oral Surgeons	1 in 30 miles and 30 mins	0	0.0	370	100.0	84.0	99.8	112.9
		Oral Surgeons	1 in 60 miles and 60 mins	0	0.0	370	100.0	84.0	99.8	112.9
		Oral Surgeons	1 in 90 miles and 90 mins	3	0.8	367	99.2	84.0	99.8	112.9
Wright, IA	983	Oral Surgeons	1 in 30 miles and 30 mins	0	0.0	983	100.0	69.8	75.9	77.1
		Oral Surgeons	1 in 60 miles and 60 mins	0	0.0	983	100.0	69.8	75.9	77.1
		Oral Surgeons	1 in 90 miles and 90 mins	983	100.0	0	0.0	69.8	75.9	77.1
Adair, IA	413	Orthodontists	1 in 30 miles and 30 mins	0	0.0	413	100.0	47.6	49.5	50.0
		Orthodontists	1 in 60 miles and 60 mins	301	72.9	112	27.1	47.6	49.5	50.0
		Orthodontists	1 in 90 miles and 90 mins	413	100.0	0	0.0	47.6	49.5	50.0
Adams, IA	243	Orthodontists	1 in 30 miles and 30 mins	0	0.0	243	100.0	61.7	71.2	76.2
		Orthodontists	1 in 60 miles and 60 mins	9	3.7	234	96.3	61.7	71.2	76.2
		Orthodontists	1 in 90 miles and 90 mins	243	100.0	0	0.0	61.7	71.2	76.2
Allamakee, IA	660	Orthodontists	1 in 30 miles and 30 mins	0	0.0	660	100.0	81.0	84.2	84.2
		Orthodontists	1 in 60 miles and 60 mins	0	0.0	660	100.0	81.0	84.2	84.2
		Orthodontists	1 in 90 miles and 90 mins	460	69.7	200	30.3	81.0	84.2	84.2
Appanoose, IA	1,245	Orthodontists	1 in 30 miles and 30 mins	0	0.0	1,245	100.0	66.9	76.9	76.9
		Orthodontists	1 in 60 miles and 60 mins	6	0.5	1,239	99.5	66.9	76.9	76.9
		Orthodontists	1 in 90 miles and 90 mins	1,245	100.0	0	0.0	66.9	76.9	76.9
Audubon, IA	303	Orthodontists	1 in 30 miles and 30 mins	0	0.0	303	100.0	60.9	64.1	64.6
		Orthodontists	1 in 60 miles and 60 mins	29	9.6	274	90.4	60.9	64.1	64.6
		Orthodontists	1 in 90 miles and 90 mins	303	100.0	0	0.0	60.9	64.1	64.6
Benton, IA	1,227	Orthodontists	1 in 30 miles and 30 mins	909	74.1	318	25.9	22.7	22.8	22.8
		Orthodontists	1 in 60 miles and 60 mins	1,227	100.0	0	0.0	22.7	22.8	22.8
		Orthodontists	1 in 90 miles and 90 mins	1,227	100.0	0	0.0	22.7	22.8	22.8
Black Hawk, IA	9,136	Orthodontists	1 in 30 miles and 30 mins	9,125	99.9	11	0.1	7.4	57.0	57.0
		Orthodontists	1 in 60 miles and 60 mins	9,136	100.0	0	0.0	7.4	57.0	57.0
		Orthodontists	1 in 90 miles and 90 mins	9,136	100.0	0	0.0	7.4	57.0	57.0
Boone, IA	1,198	Orthodontists	1 in 30 miles and 30 mins	199	16.6	999	83.4	32.6	32.6	33.9
		Orthodontists	1 in 60 miles and 60 mins	1,198	100.0	0	0.0	32.6	32.6	33.9
		Orthodontists	1 in 90 miles and 90 mins	1,198	100.0	0	0.0	32.6	32.6	33.9
Bremer, IA	773	Orthodontists	1 in 30 miles and 30 mins	664	85.9	109	14.1	20.0	68.8	68.8
		Orthodontists	1 in 60 miles and 60 mins	773	100.0	0	0.0	20.0	68.8	68.8
		Orthodontists	1 in 90 miles and 90 mins	773	100.0	0	0.0	20.0	68.8	68.8
Buchanan, IA	823	Orthodontists	1 in 30 miles and 30 mins	180	21.9	643	78.1	28.9	37.6	37.6
		Orthodontists	1 in 60 miles and 60 mins	823	100.0	0	0.0	28.9	37.6	37.6

# Access Detail By County

October 9, 2024

Access Analysis  
 All Access  
 DWP Member / Provider Groups  
 DWP Members (Iowa)  
 General Dentists (Iowa)  
 General Dentists (Iowa)  
 General Dentists (Iowa)  
 Primary Care Dentist (Iowa)  
 Endodontists (Iowa)  
 Endodontists (Iowa)  
 Endodontists (Iowa)  
 Oral Surgeons (Iowa)  
 Oral Surgeons (Iowa)  
 Oral Surgeons (Iowa)  
 Orthodontists (Iowa)  
 Orthodontists (Iowa)  
 Orthodontists (Iowa)  
 Periodontists (Iowa)  
 Periodontists (Iowa)  
 Periodontists (Iowa)  
 Prosthodontists (Iowa)  
 Prosthodontists (Iowa)  
 Prosthodontists (Iowa)

\*\* These records have been excluded from the analysis because of invalid zip codes.

All DWP Members										
County	DWP Member	Provider		With Access		Without Access		Average Distance		
	#	Group	Standard	#	%	#	%	1	2	3
Buchanan, IA	823	Orthodontists	1 in 90 miles and 90 mins	823	100.0	0	0.0	28.9	37.6	37.6
Buena Vista, IA	1,866	Orthodontists	1 in 30 miles and 30 mins	1,866	100.0	0	0.0	4.5	4.5	34.4
		Orthodontists	1 in 60 miles and 60 mins	1,866	100.0	0	0.0	4.5	4.5	34.4
		Orthodontists	1 in 90 miles and 90 mins	1,866	100.0	0	0.0	4.5	4.5	34.4
Butler, IA	606	Orthodontists	1 in 30 miles and 30 mins	350	57.8	256	42.2	27.2	80.4	80.4
		Orthodontists	1 in 60 miles and 60 mins	606	100.0	0	0.0	27.2	80.4	80.4
		Orthodontists	1 in 90 miles and 90 mins	606	100.0	0	0.0	27.2	80.4	80.4
Calhoun, IA	580	Orthodontists	1 in 30 miles and 30 mins	12	2.1	568	97.9	40.6	40.6	63.6
		Orthodontists	1 in 60 miles and 60 mins	562	96.9	18	3.1	40.6	40.6	63.6
		Orthodontists	1 in 90 miles and 90 mins	580	100.0	0	0.0	40.6	40.6	63.6
Carroll, IA	777	Orthodontists	1 in 30 miles and 30 mins	0	0.0	777	100.0	49.3	49.3	70.1
		Orthodontists	1 in 60 miles and 60 mins	652	83.9	125	16.1	49.3	49.3	70.1
		Orthodontists	1 in 90 miles and 90 mins	777	100.0	0	0.0	49.3	49.3	70.1
Cass, IA	986	Orthodontists	1 in 30 miles and 30 mins	0	0.0	986	100.0	45.9	70.9	70.9
		Orthodontists	1 in 60 miles and 60 mins	888	90.1	98	9.9	45.9	70.9	70.9
		Orthodontists	1 in 90 miles and 90 mins	986	100.0	0	0.0	45.9	70.9	70.9
Cedar, IA	817	Orthodontists	1 in 30 miles and 30 mins	325	39.8	492	60.2	25.2	25.2	25.4
		Orthodontists	1 in 60 miles and 60 mins	817	100.0	0	0.0	25.2	25.2	25.4
		Orthodontists	1 in 90 miles and 90 mins	817	100.0	0	0.0	25.2	25.2	25.4
Cerro Gordo, IA	2,783	Orthodontists	1 in 30 miles and 30 mins	0	0.0	2,783	100.0	68.8	97.9	98.2
		Orthodontists	1 in 60 miles and 60 mins	9	0.3	2,774	99.7	68.8	97.9	98.2
		Orthodontists	1 in 90 miles and 90 mins	2,781	99.9	2	0.1	68.8	97.9	98.2
Cherokee, IA	691	Orthodontists	1 in 30 miles and 30 mins	614	88.9	77	11.1	23.8	23.8	38.8
		Orthodontists	1 in 60 miles and 60 mins	691	100.0	0	0.0	23.8	23.8	38.8
		Orthodontists	1 in 90 miles and 90 mins	691	100.0	0	0.0	23.8	23.8	38.8
Chickasaw, IA	366	Orthodontists	1 in 30 miles and 30 mins	1	0.3	365	99.7	37.8	82.3	82.3
		Orthodontists	1 in 60 miles and 60 mins	366	100.0	0	0.0	37.8	82.3	82.3
		Orthodontists	1 in 90 miles and 90 mins	366	100.0	0	0.0	37.8	82.3	82.3
Clarke, IA	844	Orthodontists	1 in 30 miles and 30 mins	91	10.8	753	89.2	30.4	38.4	38.4
		Orthodontists	1 in 60 miles and 60 mins	844	100.0	0	0.0	30.4	38.4	38.4
		Orthodontists	1 in 90 miles and 90 mins	844	100.0	0	0.0	30.4	38.4	38.4
Clay, IA	1,008	Orthodontists	1 in 30 miles and 30 mins	1,008	100.0	0	0.0	3.4	3.4	19.8
		Orthodontists	1 in 60 miles and 60 mins	1,008	100.0	0	0.0	3.4	3.4	19.8
		Orthodontists	1 in 90 miles and 90 mins	1,008	100.0	0	0.0	3.4	3.4	19.8
Clayton, IA	724	Orthodontists	1 in 30 miles and 30 mins	0	0.0	724	100.0	61.0	61.2	61.2
		Orthodontists	1 in 60 miles and 60 mins	174	24.0	550	76.0	61.0	61.2	61.2
		Orthodontists	1 in 90 miles and 90 mins	724	100.0	0	0.0	61.0	61.2	61.2
Clinton, IA	3,414	Orthodontists	1 in 30 miles and 30 mins	0	0.0	3,414	100.0	68.3	68.3	68.6
		Orthodontists	1 in 60 miles and 60 mins	258	7.6	3,156	92.4	68.3	68.3	68.6
		Orthodontists	1 in 90 miles and 90 mins	3,414	100.0	0	0.0	68.3	68.3	68.6



# Access Detail By County

October 9, 2024

- Access Analysis
- All Access
- DWP Member / Provider Groups
- DWP Members (Iowa)
- General Dentists (Iowa)
- General Dentists (Iowa)
- General Dentists (Iowa)
- Primary Care Dentist (Iowa)
- Endodontists (Iowa)
- Endodontists (Iowa)
- Oral Surgeons (Iowa)
- Oral Surgeons (Iowa)
- Oral Surgeons (Iowa)
- Orthodontists (Iowa)
- Orthodontists (Iowa)
- Orthodontists (Iowa)
- Periodontists (Iowa)
- Periodontists (Iowa)
- Periodontists (Iowa)
- Prosthodontists (Iowa)
- Prosthodontists (Iowa)
- Prosthodontists (Iowa)

\*\* These records have been excluded from the analysis because of invalid zip codes.

All DWP Members										
County	DWP Member	Provider		With Access		Without Access		Average Distance		
	#	Group	Standard	#	%	#	%	1	2	3
Crawford, IA	1,045	Orthodontists	1 in 30 miles and 30 mins	0	0.0	1,045	100.0	46.0	46.2	62.8
		Orthodontists	1 in 60 miles and 60 mins	1,043	99.8	2	0.2	46.0	46.2	62.8
		Orthodontists	1 in 90 miles and 90 mins	1,045	100.0	0	0.0	46.0	46.2	62.8
Dallas, IA	4,898	Orthodontists	1 in 30 miles and 30 mins	3,922	80.1	976	19.9	14.0	14.0	15.7
		Orthodontists	1 in 60 miles and 60 mins	4,898	100.0	0	0.0	14.0	14.0	15.7
		Orthodontists	1 in 90 miles and 90 mins	4,898	100.0	0	0.0	14.0	14.0	15.7
Davis, IA	527	Orthodontists	1 in 30 miles and 30 mins	0	0.0	527	100.0	79.8	83.9	83.9
		Orthodontists	1 in 60 miles and 60 mins	0	0.0	527	100.0	79.8	83.9	83.9
		Orthodontists	1 in 90 miles and 90 mins	408	77.4	119	22.6	79.8	83.9	83.9
Decatur, IA	721	Orthodontists	1 in 30 miles and 30 mins	0	0.0	721	100.0	50.3	60.5	60.5
		Orthodontists	1 in 60 miles and 60 mins	461	63.9	260	36.1	50.3	60.5	60.5
		Orthodontists	1 in 90 miles and 90 mins	721	100.0	0	0.0	50.3	60.5	60.5
Delaware, IA	633	Orthodontists	1 in 30 miles and 30 mins	34	5.4	599	94.6	34.8	34.8	34.8
		Orthodontists	1 in 60 miles and 60 mins	633	100.0	0	0.0	34.8	34.8	34.8
		Orthodontists	1 in 90 miles and 90 mins	633	100.0	0	0.0	34.8	34.8	34.8
Des Moines, IA	3,955	Orthodontists	1 in 30 miles and 30 mins	0	0.0	3,955	100.0	65.5	65.5	65.6
		Orthodontists	1 in 60 miles and 60 mins	0	0.0	3,955	100.0	65.5	65.5	65.6
		Orthodontists	1 in 90 miles and 90 mins	610	15.4	3,345	84.6	65.5	65.5	65.6
Dickinson, IA	808	Orthodontists	1 in 30 miles and 30 mins	808	100.0	0	0.0	4.8	5.3	6.3
		Orthodontists	1 in 60 miles and 60 mins	808	100.0	0	0.0	4.8	5.3	6.3
		Orthodontists	1 in 90 miles and 90 mins	808	100.0	0	0.0	4.8	5.3	6.3
Dubuque, IA	5,025	Orthodontists	1 in 30 miles and 30 mins	0	0.0	5,025	100.0	62.5	62.5	62.5
		Orthodontists	1 in 60 miles and 60 mins	411	8.2	4,614	91.8	62.5	62.5	62.5
		Orthodontists	1 in 90 miles and 90 mins	5,025	100.0	0	0.0	62.5	62.5	62.5
Emmet, IA	647	Orthodontists	1 in 30 miles and 30 mins	540	83.5	107	16.5	18.0	19.0	19.0
		Orthodontists	1 in 60 miles and 60 mins	647	100.0	0	0.0	18.0	19.0	19.0
		Orthodontists	1 in 90 miles and 90 mins	647	100.0	0	0.0	18.0	19.0	19.0
Fayette, IA	1,140	Orthodontists	1 in 30 miles and 30 mins	11	1.0	1,129	99.0	41.3	54.7	54.7
		Orthodontists	1 in 60 miles and 60 mins	1,017	89.2	123	10.8	41.3	54.7	54.7
		Orthodontists	1 in 90 miles and 90 mins	1,140	100.0	0	0.0	41.3	54.7	54.7
Floyd, IA	880	Orthodontists	1 in 30 miles and 30 mins	0	0.0	880	100.0	44.9	95.2	95.2
		Orthodontists	1 in 60 miles and 60 mins	809	91.9	71	8.1	44.9	95.2	95.2
		Orthodontists	1 in 90 miles and 90 mins	880	100.0	0	0.0	44.9	95.2	95.2
Franklin, IA	670	Orthodontists	1 in 30 miles and 30 mins	0	0.0	670	100.0	48.2	75.3	75.3
		Orthodontists	1 in 60 miles and 60 mins	631	94.2	39	5.8	48.2	75.3	75.3
		Orthodontists	1 in 90 miles and 90 mins	670	100.0	0	0.0	48.2	75.3	75.3
Fremont, IA	496	Orthodontists	1 in 30 miles and 30 mins	1	0.2	495	99.8	40.4	119.0	120.2
		Orthodontists	1 in 60 miles and 60 mins	496	100.0	0	0.0	40.4	119.0	120.2
		Orthodontists	1 in 90 miles and 90 mins	496	100.0	0	0.0	40.4	119.0	120.2
Greene, IA	647	Orthodontists	1 in 30 miles and 30 mins	0	0.0	647	100.0	50.6	50.6	53.4

# Access Detail By County

October 9, 2024

Access Analysis  
 All Access  
 DWP Member / Provider Groups  
 DWP Members (Iowa)  
 General Dentists (Iowa)  
 General Dentists (Iowa)  
 General Dentists (Iowa)  
 Primary Care Dentist (Iowa)  
 Endodontists (Iowa)  
 Endodontists (Iowa)  
 Endodontists (Iowa)  
 Oral Surgeons (Iowa)  
 Oral Surgeons (Iowa)  
 Oral Surgeons (Iowa)  
 Orthodontists (Iowa)  
 Orthodontists (Iowa)  
 Orthodontists (Iowa)  
 Periodontists (Iowa)  
 Periodontists (Iowa)  
 Periodontists (Iowa)  
 Prosthodontists (Iowa)  
 Prosthodontists (Iowa)  
 Prosthodontists (Iowa)

\*\* These records have been excluded from the analysis because of invalid zip codes.

All DWP Members										
County	DWP Member	Provider		With Access		Without Access		Average Distance		
	#	Group	Standard	#	%	#	%	1	2	3
Greene, IA	647	Orthodontists	1 in 60 miles and 60 mins	249	38.5	398	61.5	50.6	50.6	53.4
		Orthodontists	1 in 90 miles and 90 mins	647	100.0	0	0.0	50.6	50.6	53.4
Grundy, IA	532	Orthodontists	1 in 30 miles and 30 mins	396	74.4	136	25.6	24.3	62.6	62.6
		Orthodontists	1 in 60 miles and 60 mins	532	100.0	0	0.0	24.3	62.6	62.6
		Orthodontists	1 in 90 miles and 90 mins	532	100.0	0	0.0	24.3	62.6	62.6
Guthrie, IA	524	Orthodontists	1 in 30 miles and 30 mins	0	0.0	524	100.0	40.2	40.2	41.8
		Orthodontists	1 in 60 miles and 60 mins	457	87.2	67	12.8	40.2	40.2	41.8
Hamilton, IA	923	Orthodontists	1 in 90 miles and 90 mins	524	100.0	0	0.0	40.2	40.2	41.8
		Orthodontists	1 in 30 miles and 30 mins	0	0.0	923	100.0	50.7	50.7	57.1
		Orthodontists	1 in 60 miles and 60 mins	273	29.6	650	70.4	50.7	50.7	57.1
Hancock, IA	502	Orthodontists	1 in 90 miles and 90 mins	923	100.0	0	0.0	50.7	50.7	57.1
		Orthodontists	1 in 30 miles and 30 mins	0	0.0	502	100.0	72.6	74.3	75.9
		Orthodontists	1 in 60 miles and 60 mins	0	0.0	502	100.0	72.6	74.3	75.9
Hardin, IA	1,007	Orthodontists	1 in 90 miles and 90 mins	499	99.4	3	0.6	72.6	74.3	75.9
		Orthodontists	1 in 30 miles and 30 mins	0	0.0	1,007	100.0	40.8	58.1	58.9
		Orthodontists	1 in 60 miles and 60 mins	1,007	100.0	0	0.0	40.8	58.1	58.9
Harrison, IA	944	Orthodontists	1 in 90 miles and 90 mins	1,007	100.0	0	0.0	40.8	58.1	58.9
		Orthodontists	1 in 30 miles and 30 mins	468	49.6	476	50.4	30.4	80.3	80.3
		Orthodontists	1 in 60 miles and 60 mins	944	100.0	0	0.0	30.4	80.3	80.3
Henry, IA	1,411	Orthodontists	1 in 90 miles and 90 mins	944	100.0	0	0.0	30.4	80.3	80.3
		Orthodontists	1 in 30 miles and 30 mins	0	0.0	1,411	100.0	48.1	48.1	48.1
		Orthodontists	1 in 60 miles and 60 mins	265	18.8	1,146	81.2	48.1	48.1	48.1
Howard, IA	386	Orthodontists	1 in 90 miles and 90 mins	1,411	100.0	0	0.0	48.1	48.1	48.1
		Orthodontists	1 in 30 miles and 30 mins	0	0.0	386	100.0	61.1	98.2	98.2
		Orthodontists	1 in 60 miles and 60 mins	71	18.4	315	81.6	61.1	98.2	98.2
Humboldt, IA	582	Orthodontists	1 in 90 miles and 90 mins	386	100.0	0	0.0	61.1	98.2	98.2
		Orthodontists	1 in 30 miles and 30 mins	0	0.0	582	100.0	52.3	52.3	61.7
		Orthodontists	1 in 60 miles and 60 mins	415	71.3	167	28.7	52.3	52.3	61.7
Ida, IA	379	Orthodontists	1 in 90 miles and 90 mins	582	100.0	0	0.0	52.3	52.3	61.7
		Orthodontists	1 in 30 miles and 30 mins	146	38.5	233	61.5	30.5	30.5	57.5
		Orthodontists	1 in 60 miles and 60 mins	379	100.0	0	0.0	30.5	30.5	57.5
Iowa, IA	699	Orthodontists	1 in 90 miles and 90 mins	379	100.0	0	0.0	30.5	30.5	57.5
		Orthodontists	1 in 30 miles and 30 mins	251	35.9	448	64.1	27.4	27.4	27.4
		Orthodontists	1 in 60 miles and 60 mins	699	100.0	0	0.0	27.4	27.4	27.4
Jackson, IA	960	Orthodontists	1 in 90 miles and 90 mins	699	100.0	0	0.0	27.4	27.4	27.4
		Orthodontists	1 in 30 miles and 30 mins	0	0.0	960	100.0	54.0	54.0	54.0
		Orthodontists	1 in 60 miles and 60 mins	632	65.8	328	34.2	54.0	54.0	54.0
Jasper, IA	2,341	Orthodontists	1 in 90 miles and 90 mins	960	100.0	0	0.0	54.0	54.0	54.0
		Orthodontists	1 in 30 miles and 30 mins	336	14.4	2,005	85.6	28.8	28.8	34.2
		Orthodontists	1 in 60 miles and 60 mins	2,341	100.0	0	0.0	28.8	28.8	34.2

# Access Detail By County

October 9, 2024

Access Analysis  
 All Access  
 DWP Member / Provider Groups  
 DWP Members (Iowa)  
   General Dentists (Iowa)  
   General Dentists (Iowa)  
   General Dentists (Iowa)  
   Primary Care Dentist (Iowa)  
   Endodontists (Iowa)  
   Endodontists (Iowa)  
   Endodontists (Iowa)  
   Oral Surgeons (Iowa)  
   Oral Surgeons (Iowa)  
   Oral Surgeons (Iowa)  
   Orthodontists (Iowa)  
   Orthodontists (Iowa)  
   Orthodontists (Iowa)  
   Periodontists (Iowa)  
   Periodontists (Iowa)  
   Periodontists (Iowa)  
   Prosthodontists (Iowa)  
   Prosthodontists (Iowa)  
   Prosthodontists (Iowa)

\*\* These records have been excluded from the analysis because of invalid zip codes.

All DWP Members										
County	DWP Member	Provider		With Access		Without Access		Average Distance		
	#	Group	Standard	#	%	#	%	1	2	3
Jasper, IA	2,341	Orthodontists	1 in 90 miles and 90 mins	2,341	100.0	0	0.0	28.8	28.8	34.2
Jefferson, IA	1,107	Orthodontists	1 in 30 miles and 30 mins	0	0.0	1,107	100.0	55.5	55.5	55.5
		Orthodontists	1 in 60 miles and 60 mins	8	0.7	1,099	99.3	55.5	55.5	55.5
		Orthodontists	1 in 90 miles and 90 mins	1,107	100.0	0	0.0	55.5	55.5	55.5
Johnson, IA	8,247	Orthodontists	1 in 30 miles and 30 mins	8,244	99.9	3	0.1	4.4	4.4	4.5
		Orthodontists	1 in 60 miles and 60 mins	8,247	100.0	0	0.0	4.4	4.4	4.5
		Orthodontists	1 in 90 miles and 90 mins	8,247	100.0	0	0.0	4.4	4.4	4.5
Jones, IA	1,079	Orthodontists	1 in 30 miles and 30 mins	607	56.3	472	43.7	24.9	24.9	24.9
		Orthodontists	1 in 60 miles and 60 mins	1,079	100.0	0	0.0	24.9	24.9	24.9
		Orthodontists	1 in 90 miles and 90 mins	1,079	100.0	0	0.0	24.9	24.9	24.9
Keokuk, IA	692	Orthodontists	1 in 30 miles and 30 mins	0	0.0	692	100.0	47.7	47.7	47.7
		Orthodontists	1 in 60 miles and 60 mins	202	29.2	490	70.8	47.7	47.7	47.7
		Orthodontists	1 in 90 miles and 90 mins	692	100.0	0	0.0	47.7	47.7	47.7
Kossuth, IA	709	Orthodontists	1 in 30 miles and 30 mins	0	0.0	709	100.0	47.7	48.0	53.7
		Orthodontists	1 in 60 miles and 60 mins	631	89.0	78	11.0	47.7	48.0	53.7
		Orthodontists	1 in 90 miles and 90 mins	709	100.0	0	0.0	47.7	48.0	53.7
Lee, IA	3,289	Orthodontists	1 in 30 miles and 30 mins	0	0.0	3,289	100.0	80.7	80.7	80.7
		Orthodontists	1 in 60 miles and 60 mins	0	0.0	3,289	100.0	80.7	80.7	80.7
		Orthodontists	1 in 90 miles and 90 mins	24	0.7	3,265	99.3	80.7	80.7	80.7
Linn, IA	15,819	Orthodontists	1 in 30 miles and 30 mins	15,819	100.0	0	0.0	3.5	3.5	3.5
		Orthodontists	1 in 60 miles and 60 mins	15,819	100.0	0	0.0	3.5	3.5	3.5
		Orthodontists	1 in 90 miles and 90 mins	15,819	100.0	0	0.0	3.5	3.5	3.5
Louisa, IA	718	Orthodontists	1 in 30 miles and 30 mins	2	0.3	716	99.7	37.4	37.4	37.6
		Orthodontists	1 in 60 miles and 60 mins	451	62.8	267	37.2	37.4	37.4	37.6
		Orthodontists	1 in 90 miles and 90 mins	718	100.0	0	0.0	37.4	37.4	37.6
Lucas, IA	706	Orthodontists	1 in 30 miles and 30 mins	63	8.9	643	91.1	33.1	45.1	45.1
		Orthodontists	1 in 60 miles and 60 mins	706	100.0	0	0.0	33.1	45.1	45.1
		Orthodontists	1 in 90 miles and 90 mins	706	100.0	0	0.0	33.1	45.1	45.1
Lyon, IA	581	Orthodontists	1 in 30 miles and 30 mins	212	36.5	369	63.5	29.0	29.0	55.4
		Orthodontists	1 in 60 miles and 60 mins	581	100.0	0	0.0	29.0	29.0	55.4
		Orthodontists	1 in 90 miles and 90 mins	581	100.0	0	0.0	29.0	29.0	55.4
Madison, IA	826	Orthodontists	1 in 30 miles and 30 mins	652	78.9	174	21.1	24.4	30.4	30.5
		Orthodontists	1 in 60 miles and 60 mins	826	100.0	0	0.0	24.4	30.4	30.5
		Orthodontists	1 in 90 miles and 90 mins	826	100.0	0	0.0	24.4	30.4	30.5
Mahaska, IA	1,496	Orthodontists	1 in 30 miles and 30 mins	0	0.0	1,496	100.0	50.0	57.2	57.2
		Orthodontists	1 in 60 miles and 60 mins	1,316	88.0	180	12.0	50.0	57.2	57.2
		Orthodontists	1 in 90 miles and 90 mins	1,496	100.0	0	0.0	50.0	57.2	57.2
Marion, IA	1,485	Orthodontists	1 in 30 miles and 30 mins	964	64.9	521	35.1	27.4	37.7	37.8
		Orthodontists	1 in 60 miles and 60 mins	1,485	100.0	0	0.0	27.4	37.7	37.8
		Orthodontists	1 in 90 miles and 90 mins	1,485	100.0	0	0.0	27.4	37.7	37.8

# Access Detail By County

October 9, 2024

Access Analysis  
 All Access  
 DWP Member / Provider Groups  
 DWP Members (Iowa)  
   General Dentists (Iowa)  
   General Dentists (Iowa)  
   General Dentists (Iowa)  
   Primary Care Dentist (Iowa)  
   Endodontists (Iowa)  
   Endodontists (Iowa)  
   Oral Surgeons (Iowa)  
   Oral Surgeons (Iowa)  
   Oral Surgeons (Iowa)  
   Orthodontists (Iowa)  
   Orthodontists (Iowa)  
   Orthodontists (Iowa)  
   Periodontists (Iowa)  
   Periodontists (Iowa)  
   Periodontists (Iowa)  
   Prosthodontists (Iowa)  
   Prosthodontists (Iowa)  
   Prosthodontists (Iowa)

\*\* These records have been excluded from the analysis because of invalid zip codes.

All DWP Members										
County	DWP Member	Provider		With Access		Without Access		Average Distance		
	#	Group	Standard	#	%	#	%	1	2	3
Marshall, IA	3,820	Orthodontists	1 in 30 miles and 30 mins	0	0.0	3,820	100.0	47.3	48.0	50.1
		Orthodontists	1 in 60 miles and 60 mins	3,820	100.0	0	0.0	47.3	48.0	50.1
		Orthodontists	1 in 90 miles and 90 mins	3,820	100.0	0	0.0	47.3	48.0	50.1
Mills, IA	919	Orthodontists	1 in 30 miles and 30 mins	785	85.4	134	14.6	19.8	112.9	112.9
		Orthodontists	1 in 60 miles and 60 mins	919	100.0	0	0.0	19.8	112.9	112.9
		Orthodontists	1 in 90 miles and 90 mins	919	100.0	0	0.0	19.8	112.9	112.9
Mitchell, IA	375	Orthodontists	1 in 30 miles and 30 mins	0	0.0	375	100.0	62.4	108.9	109.2
		Orthodontists	1 in 60 miles and 60 mins	11	2.9	364	97.1	62.4	108.9	109.2
		Orthodontists	1 in 90 miles and 90 mins	375	100.0	0	0.0	62.4	108.9	109.2
Monona, IA	670	Orthodontists	1 in 30 miles and 30 mins	0	0.0	670	100.0	57.2	68.7	70.0
		Orthodontists	1 in 60 miles and 60 mins	107	16.0	563	84.0	57.2	68.7	70.0
		Orthodontists	1 in 90 miles and 90 mins	670	100.0	0	0.0	57.2	68.7	70.0
Monroe, IA	572	Orthodontists	1 in 30 miles and 30 mins	0	0.0	572	100.0	52.0	64.7	64.7
		Orthodontists	1 in 60 miles and 60 mins	506	88.5	66	11.5	52.0	64.7	64.7
		Orthodontists	1 in 90 miles and 90 mins	572	100.0	0	0.0	52.0	64.7	64.7
Montgomery, IA	902	Orthodontists	1 in 30 miles and 30 mins	0	0.0	902	100.0	43.5	90.5	92.0
		Orthodontists	1 in 60 miles and 60 mins	815	90.4	87	9.6	43.5	90.5	92.0
		Orthodontists	1 in 90 miles and 90 mins	902	100.0	0	0.0	43.5	90.5	92.0
Muscatine, IA	2,779	Orthodontists	1 in 30 miles and 30 mins	291	10.5	2,488	89.5	34.2	34.2	34.3
		Orthodontists	1 in 60 miles and 60 mins	2,758	99.2	21	0.8	34.2	34.2	34.3
		Orthodontists	1 in 90 miles and 90 mins	2,779	100.0	0	0.0	34.2	34.2	34.3
O'Brien, IA	855	Orthodontists	1 in 30 miles and 30 mins	825	96.5	30	3.5	10.9	10.9	31.0
		Orthodontists	1 in 60 miles and 60 mins	855	100.0	0	0.0	10.9	10.9	31.0
		Orthodontists	1 in 90 miles and 90 mins	855	100.0	0	0.0	10.9	10.9	31.0
Osceola, IA	318	Orthodontists	1 in 30 miles and 30 mins	316	99.4	2	0.6	19.2	19.2	29.0
		Orthodontists	1 in 60 miles and 60 mins	318	100.0	0	0.0	19.2	19.2	29.0
		Orthodontists	1 in 90 miles and 90 mins	318	100.0	0	0.0	19.2	19.2	29.0
Page, IA	1,078	Orthodontists	1 in 30 miles and 30 mins	0	0.0	1,078	100.0	58.1	99.5	104.4
		Orthodontists	1 in 60 miles and 60 mins	485	45.0	593	55.0	58.1	99.5	104.4
		Orthodontists	1 in 90 miles and 90 mins	1,078	100.0	0	0.0	58.1	99.5	104.4
Palo Alto, IA	542	Orthodontists	1 in 30 miles and 30 mins	440	81.2	102	18.8	25.1	25.1	37.2
		Orthodontists	1 in 60 miles and 60 mins	542	100.0	0	0.0	25.1	25.1	37.2
		Orthodontists	1 in 90 miles and 90 mins	542	100.0	0	0.0	25.1	25.1	37.2
Plymouth, IA	1,406	Orthodontists	1 in 30 miles and 30 mins	20	1.4	1,386	98.6	40.8	40.8	54.5
		Orthodontists	1 in 60 miles and 60 mins	1,333	94.8	73	5.2	40.8	40.8	54.5
		Orthodontists	1 in 90 miles and 90 mins	1,406	100.0	0	0.0	40.8	40.8	54.5
Pocahontas, IA	518	Orthodontists	1 in 30 miles and 30 mins	72	13.9	446	86.1	30.9	30.9	43.1
		Orthodontists	1 in 60 miles and 60 mins	518	100.0	0	0.0	30.9	30.9	43.1
		Orthodontists	1 in 90 miles and 90 mins	518	100.0	0	0.0	30.9	30.9	43.1
Polk, IA	38,668	Orthodontists	1 in 30 miles and 30 mins	38,668	100.0	0	0.0	4.1	4.6	6.8

# Access Detail By County

October 9, 2024

- Access Analysis
- All Access
- DWP Member / Provider Groups
- DWP Members (Iowa)
- General Dentists (Iowa)
- General Dentists (Iowa)
- General Dentists (Iowa)
- Primary Care Dentist (Iowa)
- Endodontists (Iowa)
- Endodontists (Iowa)
- Endodontists (Iowa)
- Oral Surgeons (Iowa)
- Oral Surgeons (Iowa)
- Oral Surgeons (Iowa)
- Orthodontists (Iowa)
- Orthodontists (Iowa)
- Orthodontists (Iowa)
- Periodontists (Iowa)
- Periodontists (Iowa)
- Periodontists (Iowa)
- Prosthodontists (Iowa)
- Prosthodontists (Iowa)
- Prosthodontists (Iowa)

\*\* These records have been excluded from the analysis because of invalid zip codes.

All DWP Members										
County	DWP Member	Provider		With Access		Without Access		Average Distance		
	#	Group	Standard	#	%	#	%	1	2	3
Polk, IA	38,668	Orthodontists	1 in 60 miles and 60 mins	38,668	100.0	0	0.0	4.1	4.6	6.8
		Orthodontists	1 in 90 miles and 90 mins	38,668	100.0	0	0.0	4.1	4.6	6.8
Pottawattamie, IA	9,380	Orthodontists	1 in 30 miles and 30 mins	9,115	97.2	265	2.8	5.5	103.1	103.1
		Orthodontists	1 in 60 miles and 60 mins	9,380	100.0	0	0.0	5.5	103.1	103.1
		Orthodontists	1 in 90 miles and 90 mins	9,380	100.0	0	0.0	5.5	103.1	103.1
Poweshiek, IA	900	Orthodontists	1 in 30 miles and 30 mins	0	0.0	900	100.0	47.1	47.1	50.2
		Orthodontists	1 in 60 miles and 60 mins	755	83.9	145	16.1	47.1	47.1	50.2
Ringgold, IA	311	Orthodontists	1 in 90 miles and 90 mins	900	100.0	0	0.0	47.1	47.1	50.2
		Orthodontists	1 in 30 miles and 30 mins	0	0.0	311	100.0	65.9	71.1	71.1
		Orthodontists	1 in 60 miles and 60 mins	6	1.9	305	98.1	65.9	71.1	71.1
Sac, IA	471	Orthodontists	1 in 90 miles and 90 mins	311	100.0	0	0.0	65.9	71.1	71.1
		Orthodontists	1 in 30 miles and 30 mins	345	73.2	126	26.8	23.2	23.2	54.2
		Orthodontists	1 in 60 miles and 60 mins	471	100.0	0	0.0	23.2	23.2	54.2
Scott, IA	14,509	Orthodontists	1 in 90 miles and 90 mins	471	100.0	0	0.0	23.2	23.2	54.2
		Orthodontists	1 in 30 miles and 30 mins	0	0.0	14,509	100.0	52.2	52.2	52.5
		Orthodontists	1 in 60 miles and 60 mins	182	1.3	14,327	98.7	52.2	52.2	52.5
Shelby, IA	648	Orthodontists	1 in 90 miles and 90 mins	11,613	80.0	2,896	20.0	52.2	52.2	52.5
		Orthodontists	1 in 30 miles and 30 mins	0	0.0	648	100.0	46.4	70.6	70.7
		Orthodontists	1 in 60 miles and 60 mins	609	94.0	39	6.0	46.4	70.6	70.7
Sioux, IA	1,699	Orthodontists	1 in 90 miles and 90 mins	648	100.0	0	0.0	46.4	70.6	70.7
		Orthodontists	1 in 30 miles and 30 mins	1,371	80.7	328	19.3	22.6	22.6	55.0
		Orthodontists	1 in 60 miles and 60 mins	1,699	100.0	0	0.0	22.6	22.6	55.0
Story, IA	3,677	Orthodontists	1 in 90 miles and 90 mins	1,699	100.0	0	0.0	22.6	22.6	55.0
		Orthodontists	1 in 30 miles and 30 mins	3,022	82.2	655	17.8	22.4	22.4	31.3
		Orthodontists	1 in 60 miles and 60 mins	3,677	100.0	0	0.0	22.4	22.4	31.3
Tama, IA	1,265	Orthodontists	1 in 90 miles and 90 mins	3,677	100.0	0	0.0	22.4	22.4	31.3
		Orthodontists	1 in 30 miles and 30 mins	115	9.1	1,150	90.9	37.4	46.1	46.1
		Orthodontists	1 in 60 miles and 60 mins	1,265	100.0	0	0.0	37.4	46.1	46.1
Taylor, IA	434	Orthodontists	1 in 90 miles and 90 mins	1,265	100.0	0	0.0	37.4	46.1	46.1
		Orthodontists	1 in 30 miles and 30 mins	0	0.0	434	100.0	73.9	81.3	85.8
		Orthodontists	1 in 60 miles and 60 mins	0	0.0	434	100.0	73.9	81.3	85.8
Union, IA	918	Orthodontists	1 in 90 miles and 90 mins	427	98.4	7	1.6	73.9	81.3	85.8
		Orthodontists	1 in 30 miles and 30 mins	0	0.0	918	100.0	51.6	59.9	59.9
		Orthodontists	1 in 60 miles and 60 mins	864	94.1	54	5.9	51.6	59.9	59.9
Van Buren, IA	425	Orthodontists	1 in 90 miles and 90 mins	918	100.0	0	0.0	51.6	59.9	59.9
		Orthodontists	1 in 30 miles and 30 mins	0	0.0	425	100.0	69.4	69.4	69.4
		Orthodontists	1 in 60 miles and 60 mins	0	0.0	425	100.0	69.4	69.4	69.4
Wapello, IA	4,086	Orthodontists	1 in 90 miles and 90 mins	167	39.3	258	60.7	69.4	69.4	69.4
		Orthodontists	1 in 30 miles and 30 mins	0	0.0	4,086	100.0	68.2	74.5	74.5
		Orthodontists	1 in 60 miles and 60 mins	33	0.8	4,053	99.2	68.2	74.5	74.5

# Access Detail By County

October 9, 2024

Access Analysis  
 All Access  
 DWP Member / Provider Groups  
 DWP Members (Iowa)  
   General Dentists (Iowa)  
   General Dentists (Iowa)  
   General Dentists (Iowa)  
   Primary Care Dentist (Iowa)  
   Endodontists (Iowa)  
   Endodontists (Iowa)  
   Endodontists (Iowa)  
   Oral Surgeons (Iowa)  
   Oral Surgeons (Iowa)  
   Oral Surgeons (Iowa)  
   Orthodontists (Iowa)  
   Orthodontists (Iowa)  
   Orthodontists (Iowa)  
   Periodontists (Iowa)  
   Periodontists (Iowa)  
   Periodontists (Iowa)  
   Prosthodontists (Iowa)  
   Prosthodontists (Iowa)  
   Prosthodontists (Iowa)

\*\* These records have been excluded from the analysis because of invalid zip codes.

All DWP Members										
County	DWP Member	Provider		With Access		Without Access		Average Distance		
	#	Group	Standard	#	%	#	%	1	2	3
Wapello, IA	4,086	Orthodontists	1 in 90 miles and 90 mins	4,086	100.0	0	0.0	68.2	74.5	74.5
Warren, IA	2,347	Orthodontists	1 in 30 miles and 30 mins	2,347	100.0	0	0.0	5.9	12.8	13.9
		Orthodontists	1 in 60 miles and 60 mins	2,347	100.0	0	0.0	5.9	12.8	13.9
		Orthodontists	1 in 90 miles and 90 mins	2,347	100.0	0	0.0	5.9	12.8	13.9
Washington, IA	1,342	Orthodontists	1 in 30 miles and 30 mins	238	17.7	1,104	82.3	27.6	27.6	27.6
		Orthodontists	1 in 60 miles and 60 mins	1,339	99.8	3	0.2	27.6	27.6	27.6
		Orthodontists	1 in 90 miles and 90 mins	1,342	100.0	0	0.0	27.6	27.6	27.6
Wayne, IA	409	Orthodontists	1 in 30 miles and 30 mins	0	0.0	409	100.0	48.2	60.8	60.8
		Orthodontists	1 in 60 miles and 60 mins	337	82.4	72	17.6	48.2	60.8	60.8
		Orthodontists	1 in 90 miles and 90 mins	409	100.0	0	0.0	48.2	60.8	60.8
Webster, IA	3,141	Orthodontists	1 in 30 miles and 30 mins	0	0.0	3,141	100.0	54.3	54.3	66.6
		Orthodontists	1 in 60 miles and 60 mins	2,380	75.8	761	24.2	54.3	54.3	66.6
		Orthodontists	1 in 90 miles and 90 mins	3,141	100.0	0	0.0	54.3	54.3	66.6
Winnebago, IA	537	Orthodontists	1 in 30 miles and 30 mins	0	0.0	537	100.0	75.0	76.3	76.3
		Orthodontists	1 in 60 miles and 60 mins	0	0.0	537	100.0	75.0	76.3	76.3
		Orthodontists	1 in 90 miles and 90 mins	537	100.0	0	0.0	75.0	76.3	76.3
Winneshiek, IA	436	Orthodontists	1 in 30 miles and 30 mins	0	0.0	436	100.0	68.4	86.9	86.9
		Orthodontists	1 in 60 miles and 60 mins	8	1.8	428	98.2	68.4	86.9	86.9
		Orthodontists	1 in 90 miles and 90 mins	436	100.0	0	0.0	68.4	86.9	86.9
Woodbury, IA	12,227	Orthodontists	1 in 30 miles and 30 mins	0	0.0	12,227	100.0	60.6	60.6	63.8
		Orthodontists	1 in 60 miles and 60 mins	500	4.1	11,727	95.9	60.6	60.6	63.8
		Orthodontists	1 in 90 miles and 90 mins	12,227	100.0	0	0.0	60.6	60.6	63.8
Worth, IA	370	Orthodontists	1 in 30 miles and 30 mins	0	0.0	370	100.0	78.1	96.0	97.2
		Orthodontists	1 in 60 miles and 60 mins	0	0.0	370	100.0	78.1	96.0	97.2
		Orthodontists	1 in 90 miles and 90 mins	329	88.9	41	11.1	78.1	96.0	97.2
Wright, IA	983	Orthodontists	1 in 30 miles and 30 mins	0	0.0	983	100.0	66.8	69.7	71.0
		Orthodontists	1 in 60 miles and 60 mins	0	0.0	983	100.0	66.8	69.7	71.0
		Orthodontists	1 in 90 miles and 90 mins	983	100.0	0	0.0	66.8	69.7	71.0
Adair, IA	413	Periodontists	1 in 30 miles and 30 mins	0	0.0	413	100.0	144.2	157.5	157.5
		Periodontists	1 in 60 miles and 60 mins	0	0.0	413	100.0	144.2	157.5	157.5
		Periodontists	1 in 90 miles and 90 mins	0	0.0	413	100.0	144.2	157.5	157.5
Adams, IA	243	Periodontists	1 in 30 miles and 30 mins	0	0.0	243	100.0	172.4	176.0	176.0
		Periodontists	1 in 60 miles and 60 mins	0	0.0	243	100.0	172.4	176.0	176.0
		Periodontists	1 in 90 miles and 90 mins	0	0.0	243	100.0	172.4	176.0	176.0
Allamakee, IA	660	Periodontists	1 in 30 miles and 30 mins	0	0.0	660	100.0	91.2	111.7	111.7
		Periodontists	1 in 60 miles and 60 mins	0	0.0	660	100.0	91.2	111.7	111.7
		Periodontists	1 in 90 miles and 90 mins	4	0.6	656	99.4	91.2	111.7	111.7
Appanoose, IA	1,245	Periodontists	1 in 30 miles and 30 mins	0	0.0	1,245	100.0	102.8	102.8	102.8
		Periodontists	1 in 60 miles and 60 mins	0	0.0	1,245	100.0	102.8	102.8	102.8
		Periodontists	1 in 90 miles and 90 mins	0	0.0	1,245	100.0	102.8	102.8	102.8

# Access Detail By County

October 9, 2024

- Access Analysis
- All Access
- DWP Member / Provider Groups
- DWP Members (Iowa)
- General Dentists (Iowa)
- General Dentists (Iowa)
- General Dentists (Iowa)
- Primary Care Dentist (Iowa)
- Endodontists (Iowa)
- Endodontists (Iowa)
- Endodontists (Iowa)
- Oral Surgeons (Iowa)
- Oral Surgeons (Iowa)
- Oral Surgeons (Iowa)
- Orthodontists (Iowa)
- Orthodontists (Iowa)
- Orthodontists (Iowa)
- Periodontists (Iowa)
- Periodontists (Iowa)
- Periodontists (Iowa)
- Periodontists (Iowa)
- Prosthodontists (Iowa)
- Prosthodontists (Iowa)
- Prosthodontists (Iowa)

\*\* These records have been excluded from the analysis because of invalid zip codes.

All DWP Members										
County	DWP Member	Provider		With Access		Without Access		Average Distance		
	#	Group	Standard	#	%	#	%	1	2	3
Audubon, IA	303	Periodontists	1 in 30 miles and 30 mins	0	0.0	303	100.0	138.9	178.4	178.4
		Periodontists	1 in 60 miles and 60 mins	0	0.0	303	100.0	138.9	178.4	178.4
		Periodontists	1 in 90 miles and 90 mins	0	0.0	303	100.0	138.9	178.4	178.4
Benton, IA	1,227	Periodontists	1 in 30 miles and 30 mins	0	0.0	1,227	100.0	46.1	46.1	46.1
		Periodontists	1 in 60 miles and 60 mins	372	30.3	855	69.7	46.1	46.1	46.1
		Periodontists	1 in 90 miles and 90 mins	1,221	99.5	6	0.5	46.1	46.1	46.1
Black Hawk, IA	9,136	Periodontists	1 in 30 miles and 30 mins	0	0.0	9,136	100.0	73.4	78.4	78.4
		Periodontists	1 in 60 miles and 60 mins	0	0.0	9,136	100.0	73.4	78.4	78.4
		Periodontists	1 in 90 miles and 90 mins	7,675	84.0	1,461	16.0	73.4	78.4	78.4
Boone, IA	1,198	Periodontists	1 in 30 miles and 30 mins	0	0.0	1,198	100.0	89.5	126.2	126.2
		Periodontists	1 in 60 miles and 60 mins	0	0.0	1,198	100.0	89.5	126.2	126.2
		Periodontists	1 in 90 miles and 90 mins	26	2.2	1,172	97.8	89.5	126.2	126.2
Bremer, IA	773	Periodontists	1 in 30 miles and 30 mins	0	0.0	773	100.0	59.3	90.9	90.9
		Periodontists	1 in 60 miles and 60 mins	53	6.9	720	93.1	59.3	90.9	90.9
		Periodontists	1 in 90 miles and 90 mins	773	100.0	0	0.0	59.3	90.9	90.9
Buchanan, IA	823	Periodontists	1 in 30 miles and 30 mins	0	0.0	823	100.0	63.5	63.5	63.5
		Periodontists	1 in 60 miles and 60 mins	0	0.0	823	100.0	63.5	63.5	63.5
		Periodontists	1 in 90 miles and 90 mins	669	81.3	154	18.7	63.5	63.5	63.5
Buena Vista, IA	1,866	Periodontists	1 in 30 miles and 30 mins	0	0.0	1,866	100.0	108.8	201.9	201.9
		Periodontists	1 in 60 miles and 60 mins	0	0.0	1,866	100.0	108.8	201.9	201.9
		Periodontists	1 in 90 miles and 90 mins	0	0.0	1,866	100.0	108.8	201.9	201.9
Butler, IA	606	Periodontists	1 in 30 miles and 30 mins	0	0.0	606	100.0	45.4	103.7	103.7
		Periodontists	1 in 60 miles and 60 mins	553	91.3	53	8.7	45.4	103.7	103.7
		Periodontists	1 in 90 miles and 90 mins	606	100.0	0	0.0	45.4	103.7	103.7
Calhoun, IA	580	Periodontists	1 in 30 miles and 30 mins	0	0.0	580	100.0	96.0	168.8	168.8
		Periodontists	1 in 60 miles and 60 mins	0	0.0	580	100.0	96.0	168.8	168.8
		Periodontists	1 in 90 miles and 90 mins	0	0.0	580	100.0	96.0	168.8	168.8
Carroll, IA	777	Periodontists	1 in 30 miles and 30 mins	0	0.0	777	100.0	120.6	175.9	175.9
		Periodontists	1 in 60 miles and 60 mins	0	0.0	777	100.0	120.6	175.9	175.9
		Periodontists	1 in 90 miles and 90 mins	0	0.0	777	100.0	120.6	175.9	175.9
Cass, IA	986	Periodontists	1 in 30 miles and 30 mins	0	0.0	986	100.0	157.3	183.5	183.5
		Periodontists	1 in 60 miles and 60 mins	0	0.0	986	100.0	157.3	183.5	183.5
		Periodontists	1 in 90 miles and 90 mins	0	0.0	986	100.0	157.3	183.5	183.5
Cedar, IA	817	Periodontists	1 in 30 miles and 30 mins	167	20.4	650	79.6	27.4	27.4	27.4
		Periodontists	1 in 60 miles and 60 mins	810	99.1	7	0.9	27.4	27.4	27.4
		Periodontists	1 in 90 miles and 90 mins	817	100.0	0	0.0	27.4	27.4	27.4
Cerro Gordo, IA	2,783	Periodontists	1 in 30 miles and 30 mins	2,764	99.3	19	0.7	3.8	136.0	136.0
		Periodontists	1 in 60 miles and 60 mins	2,783	100.0	0	0.0	3.8	136.0	136.0
		Periodontists	1 in 90 miles and 90 mins	2,783	100.0	0	0.0	3.8	136.0	136.0
Cherokee, IA	691	Periodontists	1 in 30 miles and 30 mins	0	0.0	691	100.0	127.2	223.3	223.3

# Access Detail By County

October 9, 2024

- Access Analysis
- All Access
- DWP Member / Provider Groups
- DWP Members (Iowa)
- General Dentists (Iowa)
- General Dentists (Iowa)
- General Dentists (Iowa)
- Primary Care Dentist (Iowa)
- Endodontists (Iowa)
- Endodontists (Iowa)
- Endodontists (Iowa)
- Oral Surgeons (Iowa)
- Oral Surgeons (Iowa)
- Oral Surgeons (Iowa)
- Orthodontists (Iowa)
- Orthodontists (Iowa)
- Orthodontists (Iowa)
- Periodontists (Iowa)
- Periodontists (Iowa)
- Prosthodontists (Iowa)
- Prosthodontists (Iowa)
- Prosthodontists (Iowa)

\*\* These records have been excluded from the analysis because of invalid zip codes.

All DWP Members										
County	DWP Member	Provider		With Access		Without Access		Average Distance		
	#	Group	Standard	#	%	#	%	1	2	3
Cherokee, IA	691	Periodontists	1 in 60 miles and 60 mins	0	0.0	691	100.0	127.2	223.3	223.3
		Periodontists	1 in 90 miles and 90 mins	0	0.0	691	100.0	127.2	223.3	223.3
Chickasaw, IA	366	Periodontists	1 in 30 miles and 30 mins	0	0.0	366	100.0	45.8	106.2	106.2
		Periodontists	1 in 60 miles and 60 mins	332	90.7	34	9.3	45.8	106.2	106.2
		Periodontists	1 in 90 miles and 90 mins	366	100.0	0	0.0	45.8	106.2	106.2
Clarke, IA	844	Periodontists	1 in 30 miles and 30 mins	0	0.0	844	100.0	126.8	126.8	126.8
		Periodontists	1 in 60 miles and 60 mins	0	0.0	844	100.0	126.8	126.8	126.8
Clay, IA	1,008	Periodontists	1 in 90 miles and 90 mins	0	0.0	844	100.0	126.8	126.8	126.8
		Periodontists	1 in 30 miles and 30 mins	0	0.0	1,008	100.0	100.9	213.2	213.2
		Periodontists	1 in 60 miles and 60 mins	0	0.0	1,008	100.0	100.9	213.2	213.2
Clayton, IA	724	Periodontists	1 in 90 miles and 90 mins	0	0.0	1,008	100.0	100.9	213.2	213.2
		Periodontists	1 in 30 miles and 30 mins	0	0.0	724	100.0	85.3	86.7	86.7
		Periodontists	1 in 60 miles and 60 mins	0	0.0	724	100.0	85.3	86.7	86.7
Clinton, IA	3,414	Periodontists	1 in 90 miles and 90 mins	0	0.0	724	100.0	85.3	86.7	86.7
		Periodontists	1 in 30 miles and 30 mins	0	0.0	3,414	100.0	68.9	68.9	68.9
		Periodontists	1 in 60 miles and 60 mins	55	1.6	3,359	98.4	68.9	68.9	68.9
Crawford, IA	1,045	Periodontists	1 in 90 miles and 90 mins	586	17.2	2,828	82.8	68.9	68.9	68.9
		Periodontists	1 in 30 miles and 30 mins	0	0.0	1,045	100.0	138.6	201.5	201.5
		Periodontists	1 in 60 miles and 60 mins	0	0.0	1,045	100.0	138.6	201.5	201.5
Dallas, IA	4,898	Periodontists	1 in 90 miles and 90 mins	0	0.0	1,045	100.0	138.6	201.5	201.5
		Periodontists	1 in 30 miles and 30 mins	0	0.0	4,898	100.0	113.3	125.4	125.4
		Periodontists	1 in 60 miles and 60 mins	0	0.0	4,898	100.0	113.3	125.4	125.4
Davis, IA	527	Periodontists	1 in 90 miles and 90 mins	0	0.0	4,898	100.0	113.3	125.4	125.4
		Periodontists	1 in 30 miles and 30 mins	0	0.0	527	100.0	84.3	84.3	84.3
		Periodontists	1 in 60 miles and 60 mins	0	0.0	527	100.0	84.3	84.3	84.3
Decatur, IA	721	Periodontists	1 in 90 miles and 90 mins	0	0.0	527	100.0	84.3	84.3	84.3
		Periodontists	1 in 30 miles and 30 mins	0	0.0	721	100.0	138.9	138.9	138.9
		Periodontists	1 in 60 miles and 60 mins	0	0.0	721	100.0	138.9	138.9	138.9
Delaware, IA	633	Periodontists	1 in 90 miles and 90 mins	0	0.0	721	100.0	138.9	138.9	138.9
		Periodontists	1 in 30 miles and 30 mins	0	0.0	633	100.0	59.3	59.3	59.3
		Periodontists	1 in 60 miles and 60 mins	0	0.0	633	100.0	59.3	59.3	59.3
Des Moines, IA	3,955	Periodontists	1 in 90 miles and 90 mins	533	84.2	100	15.8	59.3	59.3	59.3
		Periodontists	1 in 30 miles and 30 mins	0	0.0	3,955	100.0	65.6	65.6	65.6
		Periodontists	1 in 60 miles and 60 mins	0	0.0	3,955	100.0	65.6	65.6	65.6
Dickinson, IA	808	Periodontists	1 in 90 miles and 90 mins	542	13.7	3,413	86.3	65.6	65.6	65.6
		Periodontists	1 in 30 miles and 30 mins	0	0.0	808	100.0	100.6	220.9	220.9
		Periodontists	1 in 60 miles and 60 mins	0	0.0	808	100.0	100.6	220.9	220.9
Dubuque, IA	5,025	Periodontists	1 in 90 miles and 90 mins	0	0.0	808	100.0	100.6	220.9	220.9
		Periodontists	1 in 30 miles and 30 mins	0	0.0	5,025	100.0	80.0	80.0	80.0
		Periodontists	1 in 60 miles and 60 mins	0	0.0	5,025	100.0	80.0	80.0	80.0



# Access Detail By County

October 9, 2024

Access Analysis  
 All Access  
 DWP Member / Provider Groups  
 DWP Members (Iowa)  
 General Dentists (Iowa)  
 General Dentists (Iowa)  
 General Dentists (Iowa)  
 Primary Care Dentist (Iowa)  
 Endodontists (Iowa)  
 Endodontists (Iowa)  
 Endodontists (Iowa)  
 Oral Surgeons (Iowa)  
 Oral Surgeons (Iowa)  
 Oral Surgeons (Iowa)  
 Orthodontists (Iowa)  
 Orthodontists (Iowa)  
 Orthodontists (Iowa)  
 Periodontists (Iowa)  
 Periodontists (Iowa)  
 Periodontists (Iowa)  
 Prosthodontists (Iowa)  
 Prosthodontists (Iowa)  
 Prosthodontists (Iowa)

\*\* These records have been excluded from the analysis because of invalid zip codes.

All DWP Members										
County	DWP Member	Provider		With Access		Without Access		Average Distance		
	#	Group	Standard	#	%	#	%	1	2	3
Dubuque, IA	5,025	Periodontists	1 in 90 miles and 90 mins	87	1.7	4,938	98.3	80.0	80.0	80.0
Emmet, IA	647	Periodontists	1 in 30 miles and 30 mins	0	0.0	647	100.0	82.7	205.8	205.8
		Periodontists	1 in 60 miles and 60 mins	0	0.0	647	100.0	82.7	205.8	205.8
		Periodontists	1 in 90 miles and 90 mins	146	22.6	501	77.4	82.7	205.8	205.8
Fayette, IA	1,140	Periodontists	1 in 30 miles and 30 mins	0	0.0	1,140	100.0	74.9	81.4	81.4
		Periodontists	1 in 60 miles and 60 mins	0	0.0	1,140	100.0	74.9	81.4	81.4
		Periodontists	1 in 90 miles and 90 mins	1,059	92.9	81	7.1	74.9	81.4	81.4
Floyd, IA	880	Periodontists	1 in 30 miles and 30 mins	217	24.7	663	75.3	27.0	117.2	117.2
		Periodontists	1 in 60 miles and 60 mins	880	100.0	0	0.0	27.0	117.2	117.2
		Periodontists	1 in 90 miles and 90 mins	880	100.0	0	0.0	27.0	117.2	117.2
Franklin, IA	670	Periodontists	1 in 30 miles and 30 mins	94	14.0	576	86.0	29.8	120.1	120.1
		Periodontists	1 in 60 miles and 60 mins	670	100.0	0	0.0	29.8	120.1	120.1
		Periodontists	1 in 90 miles and 90 mins	670	100.0	0	0.0	29.8	120.1	120.1
Fremont, IA	496	Periodontists	1 in 30 miles and 30 mins	0	0.0	496	100.0	214.3	227.9	227.9
		Periodontists	1 in 60 miles and 60 mins	0	0.0	496	100.0	214.3	227.9	227.9
		Periodontists	1 in 90 miles and 90 mins	0	0.0	496	100.0	214.3	227.9	227.9
Greene, IA	647	Periodontists	1 in 30 miles and 30 mins	0	0.0	647	100.0	104.9	150.5	150.5
		Periodontists	1 in 60 miles and 60 mins	0	0.0	647	100.0	104.9	150.5	150.5
		Periodontists	1 in 90 miles and 90 mins	0	0.0	647	100.0	104.9	150.5	150.5
Grundy, IA	532	Periodontists	1 in 30 miles and 30 mins	0	0.0	532	100.0	63.9	87.2	87.2
		Periodontists	1 in 60 miles and 60 mins	63	11.8	469	88.2	63.9	87.2	87.2
		Periodontists	1 in 90 miles and 90 mins	532	100.0	0	0.0	63.9	87.2	87.2
Guthrie, IA	524	Periodontists	1 in 30 miles and 30 mins	0	0.0	524	100.0	124.4	152.2	152.2
		Periodontists	1 in 60 miles and 60 mins	0	0.0	524	100.0	124.4	152.2	152.2
		Periodontists	1 in 90 miles and 90 mins	0	0.0	524	100.0	124.4	152.2	152.2
Hamilton, IA	923	Periodontists	1 in 30 miles and 30 mins	0	0.0	923	100.0	66.0	128.2	128.2
		Periodontists	1 in 60 miles and 60 mins	19	2.1	904	97.9	66.0	128.2	128.2
		Periodontists	1 in 90 miles and 90 mins	923	100.0	0	0.0	66.0	128.2	128.2
Hancock, IA	502	Periodontists	1 in 30 miles and 30 mins	197	39.2	305	60.8	29.7	150.8	150.8
		Periodontists	1 in 60 miles and 60 mins	502	100.0	0	0.0	29.7	150.8	150.8
		Periodontists	1 in 90 miles and 90 mins	502	100.0	0	0.0	29.7	150.8	150.8
Hardin, IA	1,007	Periodontists	1 in 30 miles and 30 mins	0	0.0	1,007	100.0	51.6	104.2	104.2
		Periodontists	1 in 60 miles and 60 mins	559	55.5	448	44.5	51.6	104.2	104.2
		Periodontists	1 in 90 miles and 90 mins	1,007	100.0	0	0.0	51.6	104.2	104.2
Harrison, IA	944	Periodontists	1 in 30 miles and 30 mins	0	0.0	944	100.0	174.3	225.7	225.7
		Periodontists	1 in 60 miles and 60 mins	0	0.0	944	100.0	174.3	225.7	225.7
		Periodontists	1 in 90 miles and 90 mins	0	0.0	944	100.0	174.3	225.7	225.7
Henry, IA	1,411	Periodontists	1 in 30 miles and 30 mins	0	0.0	1,411	100.0	48.1	48.1	48.1
		Periodontists	1 in 60 miles and 60 mins	265	18.8	1,146	81.2	48.1	48.1	48.1
		Periodontists	1 in 90 miles and 90 mins	1,411	100.0	0	0.0	48.1	48.1	48.1

# Access Detail By County

October 9, 2024

Access Analysis  
 All Access  
 DWP Member / Provider Groups  
 DWP Members (Iowa)  
 General Dentists (Iowa)  
 General Dentists (Iowa)  
 General Dentists (Iowa)  
 Primary Care Dentist (Iowa)  
 Endodontists (Iowa)  
 Endodontists (Iowa)  
 Oral Surgeons (Iowa)  
 Oral Surgeons (Iowa)  
 Oral Surgeons (Iowa)  
 Orthodontists (Iowa)  
 Orthodontists (Iowa)  
 Orthodontists (Iowa)  
 Periodontists (Iowa)  
 Periodontists (Iowa)  
 Periodontists (Iowa)  
 Periodontists (Iowa)  
 Prosthodontists (Iowa)  
 Prosthodontists (Iowa)  
 Prosthodontists (Iowa)

\*\* These records have been excluded from the analysis because of invalid zip codes.

All DWP Members										
County	DWP Member	Provider		With Access		Without Access		Average Distance		
	#	Group	Standard	#	%	#	%	1	2	3
Howard, IA	386	Periodontists	1 in 30 miles and 30 mins	0	0.0	386	100.0	53.7	125.0	125.0
		Periodontists	1 in 60 miles and 60 mins	139	36.0	247	64.0	53.7	125.0	125.0
		Periodontists	1 in 90 miles and 90 mins	386	100.0	0	0.0	53.7	125.0	125.0
Humboldt, IA	582	Periodontists	1 in 30 miles and 30 mins	0	0.0	582	100.0	64.6	158.1	158.1
		Periodontists	1 in 60 miles and 60 mins	42	7.2	540	92.8	64.6	158.1	158.1
		Periodontists	1 in 90 miles and 90 mins	582	100.0	0	0.0	64.6	158.1	158.1
Ida, IA	379	Periodontists	1 in 30 miles and 30 mins	0	0.0	379	100.0	132.0	213.3	213.3
		Periodontists	1 in 60 miles and 60 mins	0	0.0	379	100.0	132.0	213.3	213.3
		Periodontists	1 in 90 miles and 90 mins	0	0.0	379	100.0	132.0	213.3	213.3
Iowa, IA	699	Periodontists	1 in 30 miles and 30 mins	34	4.9	665	95.1	29.5	29.5	29.5
		Periodontists	1 in 60 miles and 60 mins	694	99.3	5	0.7	29.5	29.5	29.5
		Periodontists	1 in 90 miles and 90 mins	699	100.0	0	0.0	29.5	29.5	29.5
Jackson, IA	960	Periodontists	1 in 30 miles and 30 mins	0	0.0	960	100.0	66.1	66.1	66.1
		Periodontists	1 in 60 miles and 60 mins	0	0.0	960	100.0	66.1	66.1	66.1
		Periodontists	1 in 90 miles and 90 mins	560	58.3	400	41.7	66.1	66.1	66.1
Jasper, IA	2,341	Periodontists	1 in 30 miles and 30 mins	0	0.0	2,341	100.0	80.4	80.4	80.4
		Periodontists	1 in 60 miles and 60 mins	0	0.0	2,341	100.0	80.4	80.4	80.4
		Periodontists	1 in 90 miles and 90 mins	0	0.0	2,341	100.0	80.4	80.4	80.4
Jefferson, IA	1,107	Periodontists	1 in 30 miles and 30 mins	0	0.0	1,107	100.0	55.5	55.5	55.5
		Periodontists	1 in 60 miles and 60 mins	8	0.7	1,099	99.3	55.5	55.5	55.5
		Periodontists	1 in 90 miles and 90 mins	1,061	95.8	46	4.2	55.5	55.5	55.5
Johnson, IA	8,247	Periodontists	1 in 30 miles and 30 mins	8,239	99.9	8	0.1	4.6	4.6	4.6
		Periodontists	1 in 60 miles and 60 mins	8,247	100.0	0	0.0	4.6	4.6	4.6
		Periodontists	1 in 90 miles and 90 mins	8,247	100.0	0	0.0	4.6	4.6	4.6
Jones, IA	1,079	Periodontists	1 in 30 miles and 30 mins	0	0.0	1,079	100.0	43.6	43.6	43.6
		Periodontists	1 in 60 miles and 60 mins	571	52.9	508	47.1	43.6	43.6	43.6
		Periodontists	1 in 90 miles and 90 mins	1,079	100.0	0	0.0	43.6	43.6	43.6
Keokuk, IA	692	Periodontists	1 in 30 miles and 30 mins	0	0.0	692	100.0	47.7	47.7	47.7
		Periodontists	1 in 60 miles and 60 mins	162	23.4	530	76.6	47.7	47.7	47.7
		Periodontists	1 in 90 miles and 90 mins	691	99.9	1	0.1	47.7	47.7	47.7
Kossuth, IA	709	Periodontists	1 in 30 miles and 30 mins	0	0.0	709	100.0	54.6	173.8	173.8
		Periodontists	1 in 60 miles and 60 mins	522	73.6	187	26.4	54.6	173.8	173.8
		Periodontists	1 in 90 miles and 90 mins	709	100.0	0	0.0	54.6	173.8	173.8
Lee, IA	3,289	Periodontists	1 in 30 miles and 30 mins	0	0.0	3,289	100.0	80.7	80.7	80.7
		Periodontists	1 in 60 miles and 60 mins	0	0.0	3,289	100.0	80.7	80.7	80.7
		Periodontists	1 in 90 miles and 90 mins	24	0.7	3,265	99.3	80.7	80.7	80.7
Linn, IA	15,819	Periodontists	1 in 30 miles and 30 mins	435	2.7	15,384	97.3	26.5	26.5	26.5
		Periodontists	1 in 60 miles and 60 mins	15,705	99.3	114	0.7	26.5	26.5	26.5
		Periodontists	1 in 90 miles and 90 mins	15,819	100.0	0	0.0	26.5	26.5	26.5
Louisa, IA	718	Periodontists	1 in 30 miles and 30 mins	1	0.1	717	99.9	37.6	37.6	37.6

# Access Detail By County

October 9, 2024

- Access Analysis
- All Access
- DWP Member / Provider Groups
- DWP Members (Iowa)
- General Dentists (Iowa)
- General Dentists (Iowa)
- General Dentists (Iowa)
- Primary Care Dentist (Iowa)
- Endodontists (Iowa)
- Endodontists (Iowa)
- Endodontists (Iowa)
- Oral Surgeons (Iowa)
- Oral Surgeons (Iowa)
- Oral Surgeons (Iowa)
- Orthodontists (Iowa)
- Orthodontists (Iowa)
- Orthodontists (Iowa)
- Periodontists (Iowa)
- Periodontists (Iowa)
- Periodontists (Iowa)
- Prosthodontists (Iowa)
- Prosthodontists (Iowa)

\*\* These records have been excluded from the analysis because of invalid zip codes.

All DWP Members										
County	DWP Member	Provider		With Access		Without Access		Average Distance		
	#	Group	Standard	#	%	#	%	1	2	3
Louisa, IA	718	Periodontists	1 in 60 miles and 60 mins	446	62.1	272	37.9	37.6	37.6	37.6
		Periodontists	1 in 90 miles and 90 mins	718	100.0	0	0.0	37.6	37.6	37.6
Lucas, IA	706	Periodontists	1 in 30 miles and 30 mins	0	0.0	706	100.0	104.7	104.7	104.7
		Periodontists	1 in 60 miles and 60 mins	0	0.0	706	100.0	104.7	104.7	104.7
		Periodontists	1 in 90 miles and 90 mins	0	0.0	706	100.0	104.7	104.7	104.7
Lyon, IA	581	Periodontists	1 in 30 miles and 30 mins	0	0.0	581	100.0	154.9	268.4	268.4
		Periodontists	1 in 60 miles and 60 mins	0	0.0	581	100.0	154.9	268.4	268.4
		Periodontists	1 in 90 miles and 90 mins	0	0.0	581	100.0	154.9	268.4	268.4
Madison, IA	826	Periodontists	1 in 30 miles and 30 mins	0	0.0	826	100.0	130.9	132.1	132.1
		Periodontists	1 in 60 miles and 60 mins	0	0.0	826	100.0	130.9	132.1	132.1
		Periodontists	1 in 90 miles and 90 mins	0	0.0	826	100.0	130.9	132.1	132.1
Mahaska, IA	1,496	Periodontists	1 in 30 miles and 30 mins	0	0.0	1,496	100.0	66.3	66.3	66.3
		Periodontists	1 in 60 miles and 60 mins	0	0.0	1,496	100.0	66.3	66.3	66.3
		Periodontists	1 in 90 miles and 90 mins	243	16.2	1,253	83.8	66.3	66.3	66.3
Marion, IA	1,485	Periodontists	1 in 30 miles and 30 mins	0	0.0	1,485	100.0	84.9	84.9	84.9
		Periodontists	1 in 60 miles and 60 mins	0	0.0	1,485	100.0	84.9	84.9	84.9
		Periodontists	1 in 90 miles and 90 mins	0	0.0	1,485	100.0	84.9	84.9	84.9
Marshall, IA	3,820	Periodontists	1 in 30 miles and 30 mins	0	0.0	3,820	100.0	77.7	78.7	78.7
		Periodontists	1 in 60 miles and 60 mins	0	0.0	3,820	100.0	77.7	78.7	78.7
		Periodontists	1 in 90 miles and 90 mins	3,492	91.4	328	8.6	77.7	78.7	78.7
Mills, IA	919	Periodontists	1 in 30 miles and 30 mins	0	0.0	919	100.0	199.7	225.1	225.1
		Periodontists	1 in 60 miles and 60 mins	0	0.0	919	100.0	199.7	225.1	225.1
		Periodontists	1 in 90 miles and 90 mins	0	0.0	919	100.0	199.7	225.1	225.1
Mitchell, IA	375	Periodontists	1 in 30 miles and 30 mins	221	58.9	154	41.1	29.1	134.7	134.7
		Periodontists	1 in 60 miles and 60 mins	375	100.0	0	0.0	29.1	134.7	134.7
		Periodontists	1 in 90 miles and 90 mins	375	100.0	0	0.0	29.1	134.7	134.7
Monona, IA	670	Periodontists	1 in 30 miles and 30 mins	0	0.0	670	100.0	166.4	235.5	235.5
		Periodontists	1 in 60 miles and 60 mins	0	0.0	670	100.0	166.4	235.5	235.5
		Periodontists	1 in 90 miles and 90 mins	0	0.0	670	100.0	166.4	235.5	235.5
Monroe, IA	572	Periodontists	1 in 30 miles and 30 mins	0	0.0	572	100.0	85.8	85.8	85.8
		Periodontists	1 in 60 miles and 60 mins	0	0.0	572	100.0	85.8	85.8	85.8
		Periodontists	1 in 90 miles and 90 mins	0	0.0	572	100.0	85.8	85.8	85.8
Montgomery, IA	902	Periodontists	1 in 30 miles and 30 mins	0	0.0	902	100.0	184.6	199.1	199.1
		Periodontists	1 in 60 miles and 60 mins	0	0.0	902	100.0	184.6	199.1	199.1
		Periodontists	1 in 90 miles and 90 mins	0	0.0	902	100.0	184.6	199.1	199.1
Muscatine, IA	2,779	Periodontists	1 in 30 miles and 30 mins	291	10.5	2,488	89.5	34.3	34.3	34.3
		Periodontists	1 in 60 miles and 60 mins	2,758	99.2	21	0.8	34.3	34.3	34.3
		Periodontists	1 in 90 miles and 90 mins	2,779	100.0	0	0.0	34.3	34.3	34.3
O'Brien, IA	855	Periodontists	1 in 30 miles and 30 mins	0	0.0	855	100.0	128.9	238.0	238.0
		Periodontists	1 in 60 miles and 60 mins	0	0.0	855	100.0	128.9	238.0	238.0

# Access Detail By County

October 9, 2024

Access Analysis  
 All Access  
 DWP Member / Provider Groups  
 DWP Members (Iowa)  
 General Dentists (Iowa)  
 General Dentists (Iowa)  
 General Dentists (Iowa)  
 Primary Care Dentist (Iowa)  
 Endodontists (Iowa)  
 Endodontists (Iowa)  
 Endodontists (Iowa)  
 Oral Surgeons (Iowa)  
 Oral Surgeons (Iowa)  
 Oral Surgeons (Iowa)  
 Orthodontists (Iowa)  
 Orthodontists (Iowa)  
 Orthodontists (Iowa)  
 Periodontists (Iowa)  
 Periodontists (Iowa)  
 Periodontists (Iowa)  
 Prosthodontists (Iowa)  
 Prosthodontists (Iowa)  
 Prosthodontists (Iowa)

\*\* These records have been excluded from the analysis because of invalid zip codes.

All DWP Members										
County	DWP Member	Provider		With Access		Without Access		Average Distance		
	#	Group	Standard	#	%	#	%	1	2	3
O'Brien, IA	855	Periodontists	1 in 90 miles and 90 mins	0	0.0	855	100.0	128.9	238.0	238.0
Osceola, IA	318	Periodontists	1 in 30 miles and 30 mins	0	0.0	318	100.0	127.6	244.1	244.1
		Periodontists	1 in 60 miles and 60 mins	0	0.0	318	100.0	127.6	244.1	244.1
		Periodontists	1 in 90 miles and 90 mins	0	0.0	318	100.0	127.6	244.1	244.1
Page, IA	1,078	Periodontists	1 in 30 miles and 30 mins	0	0.0	1,078	100.0	200.9	205.8	205.8
		Periodontists	1 in 60 miles and 60 mins	0	0.0	1,078	100.0	200.9	205.8	205.8
		Periodontists	1 in 90 miles and 90 mins	0	0.0	1,078	100.0	200.9	205.8	205.8
Palo Alto, IA	542	Periodontists	1 in 30 miles and 30 mins	0	0.0	542	100.0	77.6	192.0	192.0
		Periodontists	1 in 60 miles and 60 mins	0	0.0	542	100.0	77.6	192.0	192.0
		Periodontists	1 in 90 miles and 90 mins	443	81.7	99	18.3	77.6	192.0	192.0
Plymouth, IA	1,406	Periodontists	1 in 30 miles and 30 mins	0	0.0	1,406	100.0	158.5	253.8	253.8
		Periodontists	1 in 60 miles and 60 mins	0	0.0	1,406	100.0	158.5	253.8	253.8
		Periodontists	1 in 90 miles and 90 mins	0	0.0	1,406	100.0	158.5	253.8	253.8
Pocahontas, IA	518	Periodontists	1 in 30 miles and 30 mins	0	0.0	518	100.0	84.2	181.2	181.2
		Periodontists	1 in 60 miles and 60 mins	0	0.0	518	100.0	84.2	181.2	181.2
		Periodontists	1 in 90 miles and 90 mins	162	31.3	356	68.7	84.2	181.2	181.2
Polk, IA	38,668	Periodontists	1 in 30 miles and 30 mins	0	0.0	38,668	100.0	108.6	110.0	110.0
		Periodontists	1 in 60 miles and 60 mins	0	0.0	38,668	100.0	108.6	110.0	110.0
		Periodontists	1 in 90 miles and 90 mins	0	0.0	38,668	100.0	108.6	110.0	110.0
Pottawattamie, IA	9,380	Periodontists	1 in 30 miles and 30 mins	0	0.0	9,380	100.0	193.2	229.0	229.0
		Periodontists	1 in 60 miles and 60 mins	0	0.0	9,380	100.0	193.2	229.0	229.0
		Periodontists	1 in 90 miles and 90 mins	0	0.0	9,380	100.0	193.2	229.0	229.0
Poweshiek, IA	900	Periodontists	1 in 30 miles and 30 mins	0	0.0	900	100.0	57.4	57.4	57.4
		Periodontists	1 in 60 miles and 60 mins	22	2.4	878	97.6	57.4	57.4	57.4
		Periodontists	1 in 90 miles and 90 mins	894	99.3	6	0.7	57.4	57.4	57.4
Ringgold, IA	311	Periodontists	1 in 30 miles and 30 mins	0	0.0	311	100.0	158.3	158.3	158.3
		Periodontists	1 in 60 miles and 60 mins	0	0.0	311	100.0	158.3	158.3	158.3
		Periodontists	1 in 90 miles and 90 mins	0	0.0	311	100.0	158.3	158.3	158.3
Sac, IA	471	Periodontists	1 in 30 miles and 30 mins	0	0.0	471	100.0	113.4	191.9	191.9
		Periodontists	1 in 60 miles and 60 mins	0	0.0	471	100.0	113.4	191.9	191.9
		Periodontists	1 in 90 miles and 90 mins	0	0.0	471	100.0	113.4	191.9	191.9
Scott, IA	14,509	Periodontists	1 in 30 miles and 30 mins	0	0.0	14,509	100.0	52.5	52.5	52.5
		Periodontists	1 in 60 miles and 60 mins	150	1.0	14,359	99.0	52.5	52.5	52.5
		Periodontists	1 in 90 miles and 90 mins	10,526	72.5	3,983	27.5	52.5	52.5	52.5
Shelby, IA	648	Periodontists	1 in 30 miles and 30 mins	0	0.0	648	100.0	154.5	199.2	199.2
		Periodontists	1 in 60 miles and 60 mins	0	0.0	648	100.0	154.5	199.2	199.2
		Periodontists	1 in 90 miles and 90 mins	0	0.0	648	100.0	154.5	199.2	199.2
Sioux, IA	1,699	Periodontists	1 in 30 miles and 30 mins	0	0.0	1,699	100.0	154.6	259.8	259.8
		Periodontists	1 in 60 miles and 60 mins	0	0.0	1,699	100.0	154.6	259.8	259.8
		Periodontists	1 in 90 miles and 90 mins	0	0.0	1,699	100.0	154.6	259.8	259.8

# Access Detail By County

October 9, 2024

- Access Analysis
- All Access
- DWP Member / Provider Groups
- DWP Members (Iowa)
- General Dentists (Iowa)
- General Dentists (Iowa)
- General Dentists (Iowa)
- Primary Care Dentist (Iowa)
- Endodontists (Iowa)
- Endodontists (Iowa)
- Oral Surgeons (Iowa)
- Oral Surgeons (Iowa)
- Oral Surgeons (Iowa)
- Orthodontists (Iowa)
- Orthodontists (Iowa)
- Orthodontists (Iowa)
- Periodontists (Iowa)
- Periodontists (Iowa)
- Periodontists (Iowa)
- Periodontists (Iowa)
- Prosthodontists (Iowa)
- Prosthodontists (Iowa)
- Prosthodontists (Iowa)

\*\* These records have been excluded from the analysis because of invalid zip codes.

All DWP Members										
County	DWP Member	Provider		With Access		Without Access		Average Distance		
	#	Group	Standard	#	%	#	%	1	2	3
Story, IA	3,677	Periodontists	1 in 30 miles and 30 mins	0	0.0	3,677	100.0	83.2	110.5	110.5
		Periodontists	1 in 60 miles and 60 mins	0	0.0	3,677	100.0	83.2	110.5	110.5
		Periodontists	1 in 90 miles and 90 mins	1,330	36.2	2,347	63.8	83.2	110.5	110.5
Tama, IA	1,265	Periodontists	1 in 30 miles and 30 mins	0	0.0	1,265	100.0	63.5	63.6	63.6
		Periodontists	1 in 60 miles and 60 mins	0	0.0	1,265	100.0	63.5	63.6	63.6
		Periodontists	1 in 90 miles and 90 mins	967	76.4	298	23.6	63.5	63.6	63.6
Taylor, IA	434	Periodontists	1 in 30 miles and 30 mins	0	0.0	434	100.0	177.8	177.8	177.8
		Periodontists	1 in 60 miles and 60 mins	0	0.0	434	100.0	177.8	177.8	177.8
		Periodontists	1 in 90 miles and 90 mins	0	0.0	434	100.0	177.8	177.8	177.8
Union, IA	918	Periodontists	1 in 30 miles and 30 mins	0	0.0	918	100.0	154.2	154.2	154.2
		Periodontists	1 in 60 miles and 60 mins	0	0.0	918	100.0	154.2	154.2	154.2
		Periodontists	1 in 90 miles and 90 mins	0	0.0	918	100.0	154.2	154.2	154.2
Van Buren, IA	425	Periodontists	1 in 30 miles and 30 mins	0	0.0	425	100.0	69.4	69.4	69.4
		Periodontists	1 in 60 miles and 60 mins	0	0.0	425	100.0	69.4	69.4	69.4
		Periodontists	1 in 90 miles and 90 mins	90	21.2	335	78.8	69.4	69.4	69.4
Wapello, IA	4,086	Periodontists	1 in 30 miles and 30 mins	0	0.0	4,086	100.0	74.7	74.7	74.7
		Periodontists	1 in 60 miles and 60 mins	0	0.0	4,086	100.0	74.7	74.7	74.7
		Periodontists	1 in 90 miles and 90 mins	25	0.6	4,061	99.4	74.7	74.7	74.7
Warren, IA	2,347	Periodontists	1 in 30 miles and 30 mins	0	0.0	2,347	100.0	109.6	109.6	109.6
		Periodontists	1 in 60 miles and 60 mins	0	0.0	2,347	100.0	109.6	109.6	109.6
		Periodontists	1 in 90 miles and 90 mins	0	0.0	2,347	100.0	109.6	109.6	109.6
Washington, IA	1,342	Periodontists	1 in 30 miles and 30 mins	238	17.7	1,104	82.3	27.6	27.6	27.6
		Periodontists	1 in 60 miles and 60 mins	1,334	99.4	8	0.6	27.6	27.6	27.6
		Periodontists	1 in 90 miles and 90 mins	1,342	100.0	0	0.0	27.6	27.6	27.6
Wayne, IA	409	Periodontists	1 in 30 miles and 30 mins	0	0.0	409	100.0	116.8	116.8	116.8
		Periodontists	1 in 60 miles and 60 mins	0	0.0	409	100.0	116.8	116.8	116.8
		Periodontists	1 in 90 miles and 90 mins	0	0.0	409	100.0	116.8	116.8	116.8
Webster, IA	3,141	Periodontists	1 in 30 miles and 30 mins	0	0.0	3,141	100.0	78.5	149.2	149.2
		Periodontists	1 in 60 miles and 60 mins	0	0.0	3,141	100.0	78.5	149.2	149.2
		Periodontists	1 in 90 miles and 90 mins	2,876	91.6	265	8.4	78.5	149.2	149.2
Winnebago, IA	537	Periodontists	1 in 30 miles and 30 mins	234	43.6	303	56.4	32.0	160.8	160.8
		Periodontists	1 in 60 miles and 60 mins	537	100.0	0	0.0	32.0	160.8	160.8
		Periodontists	1 in 90 miles and 90 mins	537	100.0	0	0.0	32.0	160.8	160.8
Winneshiek, IA	436	Periodontists	1 in 30 miles and 30 mins	0	0.0	436	100.0	72.7	114.7	114.7
		Periodontists	1 in 60 miles and 60 mins	0	0.0	436	100.0	72.7	114.7	114.7
		Periodontists	1 in 90 miles and 90 mins	436	100.0	0	0.0	72.7	114.7	114.7
Woodbury, IA	12,227	Periodontists	1 in 30 miles and 30 mins	0	0.0	12,227	100.0	171.8	258.1	258.1
		Periodontists	1 in 60 miles and 60 mins	0	0.0	12,227	100.0	171.8	258.1	258.1
		Periodontists	1 in 90 miles and 90 mins	0	0.0	12,227	100.0	171.8	258.1	258.1
Worth, IA	370	Periodontists	1 in 30 miles and 30 mins	359	97.0	11	3.0	17.3	148.6	148.6

# Access Detail By County

October 9, 2024

Access Analysis  
 All Access  
 DWP Member / Provider Groups  
 DWP Members (Iowa)  
   General Dentists (Iowa)  
   General Dentists (Iowa)  
   General Dentists (Iowa)  
   Primary Care Dentist (Iowa)  
   Endodontists (Iowa)  
   Endodontists (Iowa)  
   Endodontists (Iowa)  
   Oral Surgeons (Iowa)  
   Oral Surgeons (Iowa)  
   Oral Surgeons (Iowa)  
   Orthodontists (Iowa)  
   Orthodontists (Iowa)  
   Orthodontists (Iowa)  
   Periodontists (Iowa)  
   Periodontists (Iowa)  
   Periodontists (Iowa)  
   Prosthodontists (Iowa)  
   Prosthodontists (Iowa)  
   Prosthodontists (Iowa)

\*\* These records have been excluded from the analysis because of invalid zip codes.

All DWP Members										
County	DWP Member	Provider		With Access		Without Access		Average Distance		
	#	Group	Standard	#	%	#	%	1	2	3
Worth, IA	370	Periodontists	1 in 60 miles and 60 mins	370	100.0	0	0.0	17.3	148.6	148.6
		Periodontists	1 in 90 miles and 90 mins	370	100.0	0	0.0	17.3	148.6	148.6
Wright, IA	983	Periodontists	1 in 30 miles and 30 mins	0	0.0	983	100.0	52.6	138.4	138.4
		Periodontists	1 in 60 miles and 60 mins	490	49.8	493	50.2	52.6	138.4	138.4
		Periodontists	1 in 90 miles and 90 mins	983	100.0	0	0.0	52.6	138.4	138.4
Adair, IA	413	Primary Care Dentist	1 in 90 miles and 90 mins	413	100.0	0	0.0	24.6	24.6	33.5
Adams, IA	243	Primary Care Dentist	1 in 90 miles and 90 mins	243	100.0	0	0.0	35.7	37.1	40.2
Allamakee, IA	660	Primary Care Dentist	1 in 90 miles and 90 mins	660	100.0	0	0.0	32.5	34.0	44.3
Appanoose, IA	1,245	Primary Care Dentist	1 in 90 miles and 90 mins	1,245	100.0	0	0.0	4.8	4.8	38.5
Audubon, IA	303	Primary Care Dentist	1 in 90 miles and 90 mins	303	100.0	0	0.0	20.8	21.1	24.1
Benton, IA	1,227	Primary Care Dentist	1 in 90 miles and 90 mins	1,227	100.0	0	0.0	14.0	16.1	16.2
Black Hawk, IA	9,136	Primary Care Dentist	1 in 90 miles and 90 mins	9,136	100.0	0	0.0	2.7	3.7	4.7
Boone, IA	1,198	Primary Care Dentist	1 in 90 miles and 90 mins	1,198	100.0	0	0.0	14.6	14.8	14.8
Bremer, IA	773	Primary Care Dentist	1 in 90 miles and 90 mins	773	100.0	0	0.0	11.5	11.5	16.6
Buchanan, IA	823	Primary Care Dentist	1 in 90 miles and 90 mins	823	100.0	0	0.0	13.8	14.4	22.4
Buena Vista, IA	1,866	Primary Care Dentist	1 in 90 miles and 90 mins	1,866	100.0	0	0.0	4.4	47.9	48.3
Butler, IA	606	Primary Care Dentist	1 in 90 miles and 90 mins	606	100.0	0	0.0	22.6	23.7	25.4
Calhoun, IA	580	Primary Care Dentist	1 in 90 miles and 90 mins	580	100.0	0	0.0	21.9	22.8	27.4
Carroll, IA	777	Primary Care Dentist	1 in 90 miles and 90 mins	777	100.0	0	0.0	6.9	6.9	44.2
Cass, IA	986	Primary Care Dentist	1 in 90 miles and 90 mins	986	100.0	0	0.0	5.1	5.1	33.6
Cedar, IA	817	Primary Care Dentist	1 in 90 miles and 90 mins	817	100.0	0	0.0	19.1	19.9	21.2
Cerro Gordo, IA	2,783	Primary Care Dentist	1 in 90 miles and 90 mins	2,783	100.0	0	0.0	2.1	4.0	5.0
Cherokee, IA	691	Primary Care Dentist	1 in 90 miles and 90 mins	691	100.0	0	0.0	24.7	45.1	48.4
Chickasaw, IA	366	Primary Care Dentist	1 in 90 miles and 90 mins	366	100.0	0	0.0	25.3	27.5	29.4
Clarke, IA	844	Primary Care Dentist	1 in 90 miles and 90 mins	844	100.0	0	0.0	3.1	3.3	3.3
Clay, IA	1,008	Primary Care Dentist	1 in 90 miles and 90 mins	1,008	100.0	0	0.0	34.8	53.0	65.7
Clayton, IA	724	Primary Care Dentist	1 in 90 miles and 90 mins	724	100.0	0	0.0	16.6	26.2	30.4
Clinton, IA	3,414	Primary Care Dentist	1 in 90 miles and 90 mins	3,414	100.0	0	0.0	5.1	5.9	5.9
Crawford, IA	1,045	Primary Care Dentist	1 in 90 miles and 90 mins	1,045	100.0	0	0.0	25.5	27.1	29.1
Dallas, IA	4,898	Primary Care Dentist	1 in 90 miles and 90 mins	4,898	100.0	0	0.0	7.1	7.4	7.8
Davis, IA	527	Primary Care Dentist	1 in 90 miles and 90 mins	527	100.0	0	0.0	19.5	19.5	20.1
Decatur, IA	721	Primary Care Dentist	1 in 90 miles and 90 mins	721	100.0	0	0.0	10.2	20.8	25.2
Delaware, IA	633	Primary Care Dentist	1 in 90 miles and 90 mins	633	100.0	0	0.0	24.7	27.2	28.3
Des Moines, IA	3,955	Primary Care Dentist	1 in 90 miles and 90 mins	3,955	100.0	0	0.0	4.8	4.8	4.8
Dickinson, IA	808	Primary Care Dentist	1 in 90 miles and 90 mins	808	100.0	0	0.0	52.4	58.4	63.8
Dubuque, IA	5,025	Primary Care Dentist	1 in 90 miles and 90 mins	5,025	100.0	0	0.0	2.7	3.7	4.1
Emmet, IA	647	Primary Care Dentist	1 in 90 miles and 90 mins	647	100.0	0	0.0	42.2	59.4	71.9
Fayette, IA	1,140	Primary Care Dentist	1 in 90 miles and 90 mins	1,140	100.0	0	0.0	4.3	4.3	22.2
Floyd, IA	880	Primary Care Dentist	1 in 90 miles and 90 mins	880	100.0	0	0.0	21.8	25.2	26.2
Franklin, IA	670	Primary Care Dentist	1 in 90 miles and 90 mins	670	100.0	0	0.0	23.9	26.1	27.1

# Access Detail By County

October 9, 2024

Access Analysis  
 All Access  
 DWP Member / Provider Groups  
 DWP Members (Iowa)  
   General Dentists (Iowa)  
   General Dentists (Iowa)  
   General Dentists (Iowa)  
   Primary Care Dentist (Iowa)  
   Endodontists (Iowa)  
   Endodontists (Iowa)  
   Endodontists (Iowa)  
   Oral Surgeons (Iowa)  
   Oral Surgeons (Iowa)  
   Oral Surgeons (Iowa)  
   Orthodontists (Iowa)  
   Orthodontists (Iowa)  
   Orthodontists (Iowa)  
   Periodontists (Iowa)  
   Periodontists (Iowa)  
   Periodontists (Iowa)  
   Prosthodontists (Iowa)  
   Prosthodontists (Iowa)  
   Prosthodontists (Iowa)

\*\* These records have been excluded from the analysis because of invalid zip codes.

All DWP Members										
County	DWP Member	Provider		With Access		Without Access		Average Distance		
	#	Group	Standard	#	%	#	%	1	2	3
Fremont, IA	496	Primary Care Dentist	1 in 90 miles and 90 mins	496	100.0	0	0.0	17.7	17.7	17.7
Greene, IA	647	Primary Care Dentist	1 in 90 miles and 90 mins	647	100.0	0	0.0	26.6	26.7	35.5
Grundy, IA	532	Primary Care Dentist	1 in 90 miles and 90 mins	532	100.0	0	0.0	8.1	16.6	17.0
Guthrie, IA	524	Primary Care Dentist	1 in 90 miles and 90 mins	524	100.0	0	0.0	29.4	29.5	32.0
Hamilton, IA	923	Primary Care Dentist	1 in 90 miles and 90 mins	923	100.0	0	0.0	16.1	20.2	20.7
Hancock, IA	502	Primary Care Dentist	1 in 90 miles and 90 mins	502	100.0	0	0.0	18.1	23.5	26.8
Hardin, IA	1,007	Primary Care Dentist	1 in 90 miles and 90 mins	1,007	100.0	0	0.0	12.2	12.5	12.5
Harrison, IA	944	Primary Care Dentist	1 in 90 miles and 90 mins	944	100.0	0	0.0	24.8	29.7	30.1
Henry, IA	1,411	Primary Care Dentist	1 in 90 miles and 90 mins	1,411	100.0	0	0.0	23.2	25.7	25.9
Howard, IA	386	Primary Care Dentist	1 in 90 miles and 90 mins	386	100.0	0	0.0	18.5	40.6	40.7
Humboldt, IA	582	Primary Care Dentist	1 in 90 miles and 90 mins	582	100.0	0	0.0	17.6	18.4	19.4
Ida, IA	379	Primary Care Dentist	1 in 90 miles and 90 mins	379	100.0	0	0.0	30.4	42.8	42.8
Iowa, IA	699	Primary Care Dentist	1 in 90 miles and 90 mins	699	100.0	0	0.0	11.0	23.6	23.8
Jackson, IA	960	Primary Care Dentist	1 in 90 miles and 90 mins	960	100.0	0	0.0	5.3	18.9	21.9
Jasper, IA	2,341	Primary Care Dentist	1 in 90 miles and 90 mins	2,341	100.0	0	0.0	24.0	24.1	24.2
Jefferson, IA	1,107	Primary Care Dentist	1 in 90 miles and 90 mins	1,107	100.0	0	0.0	14.0	14.0	24.1
Johnson, IA	8,247	Primary Care Dentist	1 in 90 miles and 90 mins	8,247	100.0	0	0.0	1.9	2.2	2.8
Jones, IA	1,079	Primary Care Dentist	1 in 90 miles and 90 mins	1,079	100.0	0	0.0	5.4	9.2	15.2
Keokuk, IA	692	Primary Care Dentist	1 in 90 miles and 90 mins	692	100.0	0	0.0	18.4	18.5	27.4
Kossuth, IA	709	Primary Care Dentist	1 in 90 miles and 90 mins	709	100.0	0	0.0	27.2	41.7	43.4
Lee, IA	3,289	Primary Care Dentist	1 in 90 miles and 90 mins	3,289	100.0	0	0.0	9.5	9.5	9.5
Linn, IA	15,819	Primary Care Dentist	1 in 90 miles and 90 mins	15,819	100.0	0	0.0	2.8	3.1	3.3
Louisa, IA	718	Primary Care Dentist	1 in 90 miles and 90 mins	718	100.0	0	0.0	8.0	22.2	22.2
Lucas, IA	706	Primary Care Dentist	1 in 90 miles and 90 mins	706	100.0	0	0.0	25.1	25.1	25.2
Lyon, IA	581	Primary Care Dentist	1 in 90 miles and 90 mins	581	100.0	0	0.0	26.6	64.1	64.1
Madison, IA	826	Primary Care Dentist	1 in 90 miles and 90 mins	826	100.0	0	0.0	6.3	6.4	21.8
Mahaska, IA	1,496	Primary Care Dentist	1 in 90 miles and 90 mins	1,496	100.0	0	0.0	28.0	28.3	28.3
Marion, IA	1,485	Primary Care Dentist	1 in 90 miles and 90 mins	1,485	100.0	0	0.0	35.1	35.1	36.1
Marshall, IA	3,820	Primary Care Dentist	1 in 90 miles and 90 mins	3,820	100.0	0	0.0	2.6	3.9	4.0
Mills, IA	919	Primary Care Dentist	1 in 90 miles and 90 mins	919	100.0	0	0.0	17.8	17.8	19.6
Mitchell, IA	375	Primary Care Dentist	1 in 90 miles and 90 mins	375	100.0	0	0.0	16.2	28.4	28.6
Monona, IA	670	Primary Care Dentist	1 in 90 miles and 90 mins	670	100.0	0	0.0	40.4	41.1	42.4
Monroe, IA	572	Primary Care Dentist	1 in 90 miles and 90 mins	572	100.0	0	0.0	20.9	21.0	22.7
Montgomery, IA	902	Primary Care Dentist	1 in 90 miles and 90 mins	902	100.0	0	0.0	24.5	24.5	25.6
Muscatine, IA	2,779	Primary Care Dentist	1 in 90 miles and 90 mins	2,779	100.0	0	0.0	4.5	5.1	5.3
O'Brien, IA	855	Primary Care Dentist	1 in 90 miles and 90 mins	855	100.0	0	0.0	27.7	51.3	64.4
Osceola, IA	318	Primary Care Dentist	1 in 90 miles and 90 mins	318	100.0	0	0.0	41.9	61.8	75.6
Page, IA	1,078	Primary Care Dentist	1 in 90 miles and 90 mins	1,078	100.0	0	0.0	11.5	11.5	11.5
Palo Alto, IA	542	Primary Care Dentist	1 in 90 miles and 90 mins	542	100.0	0	0.0	44.5	50.5	56.4
Plymouth, IA	1,406	Primary Care Dentist	1 in 90 miles and 90 mins	1,406	100.0	0	0.0	20.5	25.4	25.6

# Access Detail By County

October 9, 2024

- Access Analysis
- All Access
- DWP Member / Provider Groups
- DWP Members (Iowa)
- General Dentists (Iowa)
- General Dentists (Iowa)
- General Dentists (Iowa)
- Primary Care Dentist (Iowa)
- Endodontists (Iowa)
- Endodontists (Iowa)
- Oral Surgeons (Iowa)
- Oral Surgeons (Iowa)
- Oral Surgeons (Iowa)
- Orthodontists (Iowa)
- Orthodontists (Iowa)
- Orthodontists (Iowa)
- Periodontists (Iowa)
- Periodontists (Iowa)
- Periodontists (Iowa)
- Prosthodontists (Iowa)
- Prosthodontists (Iowa)
- Prosthodontists (Iowa)

\*\* These records have been excluded from the analysis because of invalid zip codes.

All DWP Members										
County	DWP Member	Provider		With Access		Without Access		Average Distance		
	#	Group	Standard	#	%	#	%	1	2	3
Pocahontas, IA	518	Primary Care Dentist	1 in 90 miles and 90 mins	518	100.0	0	0.0	29.1	38.9	38.9
Polk, IA	38,668	Primary Care Dentist	1 in 90 miles and 90 mins	38,668	100.0	0	0.0	1.7	1.9	2.3
Pottawattamie, IA	9,380	Primary Care Dentist	1 in 90 miles and 90 mins	9,380	100.0	0	0.0	3.4	3.7	4.0
Poweshiek, IA	900	Primary Care Dentist	1 in 90 miles and 90 mins	900	100.0	0	0.0	22.5	23.6	23.6
Ringgold, IA	311	Primary Care Dentist	1 in 90 miles and 90 mins	311	100.0	0	0.0	5.2	27.3	40.8
Sac, IA	471	Primary Care Dentist	1 in 90 miles and 90 mins	471	100.0	0	0.0	20.2	29.5	32.6
Scott, IA	14,509	Primary Care Dentist	1 in 90 miles and 90 mins	14,509	100.0	0	0.0	2.4	2.6	2.8
Shelby, IA	648	Primary Care Dentist	1 in 90 miles and 90 mins	648	100.0	0	0.0	6.2	29.8	30.1
Sioux, IA	1,699	Primary Care Dentist	1 in 90 miles and 90 mins	1,699	100.0	0	0.0	10.3	44.3	44.3
Story, IA	3,677	Primary Care Dentist	1 in 90 miles and 90 mins	3,677	100.0	0	0.0	4.5	6.1	6.3
Tama, IA	1,265	Primary Care Dentist	1 in 90 miles and 90 mins	1,265	100.0	0	0.0	5.7	5.9	5.9
Taylor, IA	434	Primary Care Dentist	1 in 90 miles and 90 mins	434	100.0	0	0.0	25.4	39.4	40.3
Union, IA	918	Primary Care Dentist	1 in 90 miles and 90 mins	918	100.0	0	0.0	25.9	30.1	30.4
Van Buren, IA	425	Primary Care Dentist	1 in 90 miles and 90 mins	425	100.0	0	0.0	30.2	30.2	33.7
Wapello, IA	4,086	Primary Care Dentist	1 in 90 miles and 90 mins	4,086	100.0	0	0.0	2.9	3.0	3.0
Warren, IA	2,347	Primary Care Dentist	1 in 90 miles and 90 mins	2,347	100.0	0	0.0	10.8	10.9	11.8
Washington, IA	1,342	Primary Care Dentist	1 in 90 miles and 90 mins	1,342	100.0	0	0.0	17.7	20.4	22.1
Wayne, IA	409	Primary Care Dentist	1 in 90 miles and 90 mins	409	100.0	0	0.0	20.8	24.9	28.9
Webster, IA	3,141	Primary Care Dentist	1 in 90 miles and 90 mins	3,141	100.0	0	0.0	3.0	3.5	3.6
Winnebago, IA	537	Primary Care Dentist	1 in 90 miles and 90 mins	537	100.0	0	0.0	18.5	26.8	31.7
Winneshiek, IA	436	Primary Care Dentist	1 in 90 miles and 90 mins	436	100.0	0	0.0	23.6	23.8	38.8
Woodbury, IA	12,227	Primary Care Dentist	1 in 90 miles and 90 mins	12,227	100.0	0	0.0	3.3	3.3	4.0
Worth, IA	370	Primary Care Dentist	1 in 90 miles and 90 mins	370	100.0	0	0.0	16.4	17.6	18.6
Wright, IA	983	Primary Care Dentist	1 in 90 miles and 90 mins	983	100.0	0	0.0	4.3	15.5	27.8
Adair, IA	413	Prosthodontists	1 in 30 miles and 30 mins	0	0.0	413	100.0	157.5	157.5	157.5
		Prosthodontists	1 in 60 miles and 60 mins	0	0.0	413	100.0	157.5	157.5	157.5
		Prosthodontists	1 in 90 miles and 90 mins	0	0.0	413	100.0	157.5	157.5	157.5
Adams, IA	243	Prosthodontists	1 in 30 miles and 30 mins	0	0.0	243	100.0	176.0	176.0	176.0
		Prosthodontists	1 in 60 miles and 60 mins	0	0.0	243	100.0	176.0	176.0	176.0
		Prosthodontists	1 in 90 miles and 90 mins	0	0.0	243	100.0	176.0	176.0	176.0
Allamakee, IA	660	Prosthodontists	1 in 30 miles and 30 mins	0	0.0	660	100.0	111.6	111.7	111.7
		Prosthodontists	1 in 60 miles and 60 mins	0	0.0	660	100.0	111.6	111.7	111.7
		Prosthodontists	1 in 90 miles and 90 mins	0	0.0	660	100.0	111.6	111.7	111.7
Appanoose, IA	1,245	Prosthodontists	1 in 30 miles and 30 mins	0	0.0	1,245	100.0	102.8	102.8	102.8
		Prosthodontists	1 in 60 miles and 60 mins	0	0.0	1,245	100.0	102.8	102.8	102.8
		Prosthodontists	1 in 90 miles and 90 mins	0	0.0	1,245	100.0	102.8	102.8	102.8
Audubon, IA	303	Prosthodontists	1 in 30 miles and 30 mins	0	0.0	303	100.0	178.4	178.4	178.4
		Prosthodontists	1 in 60 miles and 60 mins	0	0.0	303	100.0	178.4	178.4	178.4
		Prosthodontists	1 in 90 miles and 90 mins	0	0.0	303	100.0	178.4	178.4	178.4
Benton, IA	1,227	Prosthodontists	1 in 30 miles and 30 mins	0	0.0	1,227	100.0	46.1	46.1	46.1



# Access Detail By County

October 9, 2024

Access Analysis  
 All Access  
 DWP Member / Provider Groups  
 DWP Members (Iowa)  
 General Dentists (Iowa)  
 General Dentists (Iowa)  
 General Dentists (Iowa)  
 Primary Care Dentist (Iowa)  
 Endodontists (Iowa)  
 Endodontists (Iowa)  
 Endodontists (Iowa)  
 Oral Surgeons (Iowa)  
 Oral Surgeons (Iowa)  
 Oral Surgeons (Iowa)  
 Orthodontists (Iowa)  
 Orthodontists (Iowa)  
 Orthodontists (Iowa)  
 Periodontists (Iowa)  
 Periodontists (Iowa)  
 Periodontists (Iowa)  
 Prosthodontists (Iowa)  
 Prosthodontists (Iowa)  
 Prosthodontists (Iowa)

All DWP Members										
County	DWP Member	Provider		With Access		Without Access		Average Distance		
	#	Group	Standard	#	%	#	%	1	2	3
Benton, IA	1,227	Prosthodontists	1 in 60 miles and 60 mins	372	30.3	855	69.7	46.1	46.1	46.1
		Prosthodontists	1 in 90 miles and 90 mins	1,221	99.5	6	0.5	46.1	46.1	46.1
Black Hawk, IA	9,136	Prosthodontists	1 in 30 miles and 30 mins	0	0.0	9,136	100.0	78.4	78.4	78.4
		Prosthodontists	1 in 60 miles and 60 mins	0	0.0	9,136	100.0	78.4	78.4	78.4
		Prosthodontists	1 in 90 miles and 90 mins	14	0.2	9,122	99.8	78.4	78.4	78.4
Boone, IA	1,198	Prosthodontists	1 in 30 miles and 30 mins	0	0.0	1,198	100.0	126.2	126.2	126.2
		Prosthodontists	1 in 60 miles and 60 mins	0	0.0	1,198	100.0	126.2	126.2	126.2
Bremer, IA	773	Prosthodontists	1 in 90 miles and 90 mins	0	0.0	1,198	100.0	126.2	126.2	126.2
		Prosthodontists	1 in 30 miles and 30 mins	0	0.0	773	100.0	90.9	90.9	90.9
		Prosthodontists	1 in 60 miles and 60 mins	0	0.0	773	100.0	90.9	90.9	90.9
Buchanan, IA	823	Prosthodontists	1 in 90 miles and 90 mins	0	0.0	773	100.0	90.9	90.9	90.9
		Prosthodontists	1 in 30 miles and 30 mins	0	0.0	823	100.0	63.5	63.5	63.5
		Prosthodontists	1 in 60 miles and 60 mins	0	0.0	823	100.0	63.5	63.5	63.5
Buena Vista, IA	1,866	Prosthodontists	1 in 90 miles and 90 mins	513	62.3	310	37.7	63.5	63.5	63.5
		Prosthodontists	1 in 30 miles and 30 mins	0	0.0	1,866	100.0	201.9	201.9	201.9
		Prosthodontists	1 in 60 miles and 60 mins	0	0.0	1,866	100.0	201.9	201.9	201.9
Butler, IA	606	Prosthodontists	1 in 90 miles and 90 mins	0	0.0	1,866	100.0	201.9	201.9	201.9
		Prosthodontists	1 in 30 miles and 30 mins	0	0.0	606	100.0	103.7	103.7	103.7
		Prosthodontists	1 in 60 miles and 60 mins	0	0.0	606	100.0	103.7	103.7	103.7
Calhoun, IA	580	Prosthodontists	1 in 90 miles and 90 mins	0	0.0	606	100.0	103.7	103.7	103.7
		Prosthodontists	1 in 30 miles and 30 mins	0	0.0	580	100.0	168.8	168.8	168.8
		Prosthodontists	1 in 60 miles and 60 mins	0	0.0	580	100.0	168.8	168.8	168.8
Carroll, IA	777	Prosthodontists	1 in 90 miles and 90 mins	0	0.0	580	100.0	168.8	168.8	168.8
		Prosthodontists	1 in 30 miles and 30 mins	0	0.0	777	100.0	175.9	175.9	175.9
		Prosthodontists	1 in 60 miles and 60 mins	0	0.0	777	100.0	175.9	175.9	175.9
Cass, IA	986	Prosthodontists	1 in 90 miles and 90 mins	0	0.0	777	100.0	175.9	175.9	175.9
		Prosthodontists	1 in 30 miles and 30 mins	0	0.0	986	100.0	183.5	183.5	183.5
		Prosthodontists	1 in 60 miles and 60 mins	0	0.0	986	100.0	183.5	183.5	183.5
Cedar, IA	817	Prosthodontists	1 in 90 miles and 90 mins	0	0.0	986	100.0	183.5	183.5	183.5
		Prosthodontists	1 in 30 miles and 30 mins	168	20.6	649	79.4	27.1	27.4	27.4
		Prosthodontists	1 in 60 miles and 60 mins	811	99.3	6	0.7	27.1	27.4	27.4
Cerro Gordo, IA	2,783	Prosthodontists	1 in 90 miles and 90 mins	817	100.0	0	0.0	27.1	27.4	27.4
		Prosthodontists	1 in 30 miles and 30 mins	0	0.0	2,783	100.0	136.0	136.0	136.0
		Prosthodontists	1 in 60 miles and 60 mins	0	0.0	2,783	100.0	136.0	136.0	136.0
Cherokee, IA	691	Prosthodontists	1 in 90 miles and 90 mins	0	0.0	2,783	100.0	136.0	136.0	136.0
		Prosthodontists	1 in 30 miles and 30 mins	0	0.0	691	100.0	223.3	223.3	223.3
		Prosthodontists	1 in 60 miles and 60 mins	0	0.0	691	100.0	223.3	223.3	223.3
Chickasaw, IA	366	Prosthodontists	1 in 90 miles and 90 mins	0	0.0	691	100.0	223.3	223.3	223.3
		Prosthodontists	1 in 30 miles and 30 mins	0	0.0	366	100.0	106.2	106.2	106.2
		Prosthodontists	1 in 60 miles and 60 mins	0	0.0	366	100.0	106.2	106.2	106.2

\*\* These records have been excluded from the analysis because of invalid zip codes.

# Access Detail By County

October 9, 2024

Access Analysis  
 All Access  
 DWP Member / Provider Groups  
 DWP Members (Iowa)  
   General Dentists (Iowa)  
   General Dentists (Iowa)  
   General Dentists (Iowa)  
   Primary Care Dentist (Iowa)  
   Endodontists (Iowa)  
   Endodontists (Iowa)  
   Endodontists (Iowa)  
   Oral Surgeons (Iowa)  
   Oral Surgeons (Iowa)  
   Oral Surgeons (Iowa)  
   Orthodontists (Iowa)  
   Orthodontists (Iowa)  
   Orthodontists (Iowa)  
   Periodontists (Iowa)  
   Periodontists (Iowa)  
   Periodontists (Iowa)  
   Prosthodontists (Iowa)  
   Prosthodontists (Iowa)  
   Prosthodontists (Iowa)

\*\* These records have been excluded from the analysis because of invalid zip codes.

All DWP Members										
County	DWP Member	Provider		With Access		Without Access		Average Distance		
	#	Group	Standard	#	%	#	%	1	2	3
Chickasaw, IA	366	Prosthodontists	1 in 90 miles and 90 mins	0	0.0	366	100.0	106.2	106.2	106.2
Clarke, IA	844	Prosthodontists	1 in 30 miles and 30 mins	0	0.0	844	100.0	126.8	126.8	126.8
		Prosthodontists	1 in 60 miles and 60 mins	0	0.0	844	100.0	126.8	126.8	126.8
		Prosthodontists	1 in 90 miles and 90 mins	0	0.0	844	100.0	126.8	126.8	126.8
Clay, IA	1,008	Prosthodontists	1 in 30 miles and 30 mins	0	0.0	1,008	100.0	213.2	213.2	213.2
		Prosthodontists	1 in 60 miles and 60 mins	0	0.0	1,008	100.0	213.2	213.2	213.2
		Prosthodontists	1 in 90 miles and 90 mins	0	0.0	1,008	100.0	213.2	213.2	213.2
Clayton, IA	724	Prosthodontists	1 in 30 miles and 30 mins	0	0.0	724	100.0	86.5	86.7	86.7
		Prosthodontists	1 in 60 miles and 60 mins	0	0.0	724	100.0	86.5	86.7	86.7
		Prosthodontists	1 in 90 miles and 90 mins	0	0.0	724	100.0	86.5	86.7	86.7
Clinton, IA	3,414	Prosthodontists	1 in 30 miles and 30 mins	0	0.0	3,414	100.0	68.6	68.9	68.9
		Prosthodontists	1 in 60 miles and 60 mins	56	1.6	3,358	98.4	68.6	68.9	68.9
		Prosthodontists	1 in 90 miles and 90 mins	591	17.3	2,823	82.7	68.6	68.9	68.9
Crawford, IA	1,045	Prosthodontists	1 in 30 miles and 30 mins	0	0.0	1,045	100.0	201.6	201.6	201.6
		Prosthodontists	1 in 60 miles and 60 mins	0	0.0	1,045	100.0	201.6	201.6	201.6
		Prosthodontists	1 in 90 miles and 90 mins	0	0.0	1,045	100.0	201.6	201.6	201.6
Dallas, IA	4,898	Prosthodontists	1 in 30 miles and 30 mins	0	0.0	4,898	100.0	125.4	125.4	125.4
		Prosthodontists	1 in 60 miles and 60 mins	0	0.0	4,898	100.0	125.4	125.4	125.4
		Prosthodontists	1 in 90 miles and 90 mins	0	0.0	4,898	100.0	125.4	125.4	125.4
Davis, IA	527	Prosthodontists	1 in 30 miles and 30 mins	0	0.0	527	100.0	84.3	84.3	84.3
		Prosthodontists	1 in 60 miles and 60 mins	0	0.0	527	100.0	84.3	84.3	84.3
		Prosthodontists	1 in 90 miles and 90 mins	0	0.0	527	100.0	84.3	84.3	84.3
Decatur, IA	721	Prosthodontists	1 in 30 miles and 30 mins	0	0.0	721	100.0	138.9	138.9	138.9
		Prosthodontists	1 in 60 miles and 60 mins	0	0.0	721	100.0	138.9	138.9	138.9
		Prosthodontists	1 in 90 miles and 90 mins	0	0.0	721	100.0	138.9	138.9	138.9
Delaware, IA	633	Prosthodontists	1 in 30 miles and 30 mins	0	0.0	633	100.0	59.1	59.3	59.3
		Prosthodontists	1 in 60 miles and 60 mins	0	0.0	633	100.0	59.1	59.3	59.3
		Prosthodontists	1 in 90 miles and 90 mins	534	84.4	99	15.6	59.1	59.3	59.3
Des Moines, IA	3,955	Prosthodontists	1 in 30 miles and 30 mins	0	0.0	3,955	100.0	65.5	65.6	65.6
		Prosthodontists	1 in 60 miles and 60 mins	0	0.0	3,955	100.0	65.5	65.6	65.6
		Prosthodontists	1 in 90 miles and 90 mins	546	13.8	3,409	86.2	65.5	65.6	65.6
Dickinson, IA	808	Prosthodontists	1 in 30 miles and 30 mins	0	0.0	808	100.0	220.9	220.9	220.9
		Prosthodontists	1 in 60 miles and 60 mins	0	0.0	808	100.0	220.9	220.9	220.9
		Prosthodontists	1 in 90 miles and 90 mins	0	0.0	808	100.0	220.9	220.9	220.9
Dubuque, IA	5,025	Prosthodontists	1 in 30 miles and 30 mins	0	0.0	5,025	100.0	79.7	80.0	80.0
		Prosthodontists	1 in 60 miles and 60 mins	0	0.0	5,025	100.0	79.7	80.0	80.0
		Prosthodontists	1 in 90 miles and 90 mins	95	1.9	4,930	98.1	79.7	80.0	80.0
Emmet, IA	647	Prosthodontists	1 in 30 miles and 30 mins	0	0.0	647	100.0	205.8	205.8	205.8
		Prosthodontists	1 in 60 miles and 60 mins	0	0.0	647	100.0	205.8	205.8	205.8
		Prosthodontists	1 in 90 miles and 90 mins	0	0.0	647	100.0	205.8	205.8	205.8

# Access Detail By County

October 9, 2024

- Access Analysis
- All Access
- DWP Member / Provider Groups
- DWP Members (Iowa)
- General Dentists (Iowa)
- General Dentists (Iowa)
- General Dentists (Iowa)
- Primary Care Dentist (Iowa)
- Endodontists (Iowa)
- Endodontists (Iowa)
- Oral Surgeons (Iowa)
- Oral Surgeons (Iowa)
- Oral Surgeons (Iowa)
- Orthodontists (Iowa)
- Orthodontists (Iowa)
- Orthodontists (Iowa)
- Periodontists (Iowa)
- Periodontists (Iowa)
- Periodontists (Iowa)
- Prosthodontists (Iowa)
- Prosthodontists (Iowa)
- Prosthodontists (Iowa)

\*\* These records have been excluded from the analysis because of invalid zip codes.

All DWP Members										
County	DWP Member	Provider		With Access		Without Access		Average Distance		
	#	Group	Standard	#	%	#	%	1	2	3
Fayette, IA	1,140	Prosthodontists	1 in 30 miles and 30 mins	0	0.0	1,140	100.0	81.4	81.4	81.4
		Prosthodontists	1 in 60 miles and 60 mins	0	0.0	1,140	100.0	81.4	81.4	81.4
		Prosthodontists	1 in 90 miles and 90 mins	0	0.0	1,140	100.0	81.4	81.4	81.4
Floyd, IA	880	Prosthodontists	1 in 30 miles and 30 mins	0	0.0	880	100.0	117.2	117.2	117.2
		Prosthodontists	1 in 60 miles and 60 mins	0	0.0	880	100.0	117.2	117.2	117.2
		Prosthodontists	1 in 90 miles and 90 mins	0	0.0	880	100.0	117.2	117.2	117.2
Franklin, IA	670	Prosthodontists	1 in 30 miles and 30 mins	0	0.0	670	100.0	120.1	120.1	120.1
		Prosthodontists	1 in 60 miles and 60 mins	0	0.0	670	100.0	120.1	120.1	120.1
		Prosthodontists	1 in 90 miles and 90 mins	0	0.0	670	100.0	120.1	120.1	120.1
Fremont, IA	496	Prosthodontists	1 in 30 miles and 30 mins	0	0.0	496	100.0	227.9	227.9	227.9
		Prosthodontists	1 in 60 miles and 60 mins	0	0.0	496	100.0	227.9	227.9	227.9
		Prosthodontists	1 in 90 miles and 90 mins	0	0.0	496	100.0	227.9	227.9	227.9
Greene, IA	647	Prosthodontists	1 in 30 miles and 30 mins	0	0.0	647	100.0	150.5	150.5	150.5
		Prosthodontists	1 in 60 miles and 60 mins	0	0.0	647	100.0	150.5	150.5	150.5
		Prosthodontists	1 in 90 miles and 90 mins	0	0.0	647	100.0	150.5	150.5	150.5
Grundy, IA	532	Prosthodontists	1 in 30 miles and 30 mins	0	0.0	532	100.0	87.2	87.2	87.2
		Prosthodontists	1 in 60 miles and 60 mins	0	0.0	532	100.0	87.2	87.2	87.2
		Prosthodontists	1 in 90 miles and 90 mins	0	0.0	532	100.0	87.2	87.2	87.2
Guthrie, IA	524	Prosthodontists	1 in 30 miles and 30 mins	0	0.0	524	100.0	152.2	152.2	152.2
		Prosthodontists	1 in 60 miles and 60 mins	0	0.0	524	100.0	152.2	152.2	152.2
		Prosthodontists	1 in 90 miles and 90 mins	0	0.0	524	100.0	152.2	152.2	152.2
Hamilton, IA	923	Prosthodontists	1 in 30 miles and 30 mins	0	0.0	923	100.0	128.2	128.2	128.2
		Prosthodontists	1 in 60 miles and 60 mins	0	0.0	923	100.0	128.2	128.2	128.2
		Prosthodontists	1 in 90 miles and 90 mins	0	0.0	923	100.0	128.2	128.2	128.2
Hancock, IA	502	Prosthodontists	1 in 30 miles and 30 mins	0	0.0	502	100.0	150.8	150.8	150.8
		Prosthodontists	1 in 60 miles and 60 mins	0	0.0	502	100.0	150.8	150.8	150.8
		Prosthodontists	1 in 90 miles and 90 mins	0	0.0	502	100.0	150.8	150.8	150.8
Hardin, IA	1,007	Prosthodontists	1 in 30 miles and 30 mins	0	0.0	1,007	100.0	104.2	104.2	104.2
		Prosthodontists	1 in 60 miles and 60 mins	0	0.0	1,007	100.0	104.2	104.2	104.2
		Prosthodontists	1 in 90 miles and 90 mins	0	0.0	1,007	100.0	104.2	104.2	104.2
Harrison, IA	944	Prosthodontists	1 in 30 miles and 30 mins	0	0.0	944	100.0	225.7	225.7	225.7
		Prosthodontists	1 in 60 miles and 60 mins	0	0.0	944	100.0	225.7	225.7	225.7
		Prosthodontists	1 in 90 miles and 90 mins	0	0.0	944	100.0	225.7	225.7	225.7
Henry, IA	1,411	Prosthodontists	1 in 30 miles and 30 mins	0	0.0	1,411	100.0	48.1	48.1	48.1
		Prosthodontists	1 in 60 miles and 60 mins	265	18.8	1,146	81.2	48.1	48.1	48.1
		Prosthodontists	1 in 90 miles and 90 mins	1,411	100.0	0	0.0	48.1	48.1	48.1
Howard, IA	386	Prosthodontists	1 in 30 miles and 30 mins	0	0.0	386	100.0	125.0	125.0	125.0
		Prosthodontists	1 in 60 miles and 60 mins	0	0.0	386	100.0	125.0	125.0	125.0
		Prosthodontists	1 in 90 miles and 90 mins	0	0.0	386	100.0	125.0	125.0	125.0
Humboldt, IA	582	Prosthodontists	1 in 30 miles and 30 mins	0	0.0	582	100.0	158.1	158.1	158.1

# Access Detail By County

October 9, 2024

- Access Analysis
- All Access
- DWP Member / Provider Groups
- DWP Members (Iowa)
- General Dentists (Iowa)
- General Dentists (Iowa)
- General Dentists (Iowa)
- Primary Care Dentist (Iowa)
- Endodontists (Iowa)
- Endodontists (Iowa)
- Endodontists (Iowa)
- Oral Surgeons (Iowa)
- Oral Surgeons (Iowa)
- Oral Surgeons (Iowa)
- Orthodontists (Iowa)
- Orthodontists (Iowa)
- Orthodontists (Iowa)
- Periodontists (Iowa)
- Periodontists (Iowa)
- Periodontists (Iowa)
- Prosthodontists (Iowa)
- Prosthodontists (Iowa)
- Prosthodontists (Iowa)

\*\* These records have been excluded from the analysis because of invalid zip codes.

All DWP Members										
County	DWP Member	Provider		With Access		Without Access		Average Distance		
	#	Group	Standard	#	%	#	%	1	2	3
Humboldt, IA	582	Prosthodontists	1 in 60 miles and 60 mins	0	0.0	582	100.0	158.1	158.1	158.1
		Prosthodontists	1 in 90 miles and 90 mins	0	0.0	582	100.0	158.1	158.1	158.1
Iowa, IA	699	Prosthodontists	1 in 30 miles and 30 mins	34	4.9	665	95.1	29.5	29.5	29.5
		Prosthodontists	1 in 60 miles and 60 mins	694	99.3	5	0.7	29.5	29.5	29.5
		Prosthodontists	1 in 90 miles and 90 mins	699	100.0	0	0.0	29.5	29.5	29.5
Jackson, IA	960	Prosthodontists	1 in 30 miles and 30 mins	0	0.0	960	100.0	65.8	66.1	66.1
		Prosthodontists	1 in 60 miles and 60 mins	0	0.0	960	100.0	65.8	66.1	66.1
		Prosthodontists	1 in 90 miles and 90 mins	561	58.4	399	41.6	65.8	66.1	66.1
Jasper, IA	2,341	Prosthodontists	1 in 30 miles and 30 mins	0	0.0	2,341	100.0	80.4	80.4	80.4
		Prosthodontists	1 in 60 miles and 60 mins	0	0.0	2,341	100.0	80.4	80.4	80.4
		Prosthodontists	1 in 90 miles and 90 mins	0	0.0	2,341	100.0	80.4	80.4	80.4
Jefferson, IA	1,107	Prosthodontists	1 in 30 miles and 30 mins	0	0.0	1,107	100.0	55.5	55.5	55.5
		Prosthodontists	1 in 60 miles and 60 mins	8	0.7	1,099	99.3	55.5	55.5	55.5
		Prosthodontists	1 in 90 miles and 90 mins	1,061	95.8	46	4.2	55.5	55.5	55.5
Johnson, IA	8,247	Prosthodontists	1 in 30 miles and 30 mins	8,240	99.9	7	0.1	4.5	4.6	4.6
		Prosthodontists	1 in 60 miles and 60 mins	8,247	100.0	0	0.0	4.5	4.6	4.6
		Prosthodontists	1 in 90 miles and 90 mins	8,247	100.0	0	0.0	4.5	4.6	4.6
Jones, IA	1,079	Prosthodontists	1 in 30 miles and 30 mins	0	0.0	1,079	100.0	43.3	43.6	43.6
		Prosthodontists	1 in 60 miles and 60 mins	571	52.9	508	47.1	43.3	43.6	43.6
		Prosthodontists	1 in 90 miles and 90 mins	1,079	100.0	0	0.0	43.3	43.6	43.6
Keokuk, IA	692	Prosthodontists	1 in 30 miles and 30 mins	0	0.0	692	100.0	47.7	47.7	47.7
		Prosthodontists	1 in 60 miles and 60 mins	162	23.4	530	76.6	47.7	47.7	47.7
		Prosthodontists	1 in 90 miles and 90 mins	691	99.9	1	0.1	47.7	47.7	47.7
Kossuth, IA	709	Prosthodontists	1 in 30 miles and 30 mins	0	0.0	709	100.0	173.8	173.8	173.8
		Prosthodontists	1 in 60 miles and 60 mins	0	0.0	709	100.0	173.8	173.8	173.8
		Prosthodontists	1 in 90 miles and 90 mins	0	0.0	709	100.0	173.8	173.8	173.8
Lee, IA	3,289	Prosthodontists	1 in 30 miles and 30 mins	0	0.0	3,289	100.0	80.7	80.7	80.7
		Prosthodontists	1 in 60 miles and 60 mins	0	0.0	3,289	100.0	80.7	80.7	80.7
		Prosthodontists	1 in 90 miles and 90 mins	24	0.7	3,265	99.3	80.7	80.7	80.7
Linn, IA	15,819	Prosthodontists	1 in 30 miles and 30 mins	437	2.8	15,382	97.2	26.5	26.5	26.5
		Prosthodontists	1 in 60 miles and 60 mins	15,706	99.3	113	0.7	26.5	26.5	26.5
		Prosthodontists	1 in 90 miles and 90 mins	15,819	100.0	0	0.0	26.5	26.5	26.5
Louisa, IA	718	Prosthodontists	1 in 30 miles and 30 mins	2	0.3	716	99.7	37.4	37.6	37.6
		Prosthodontists	1 in 60 miles and 60 mins	451	62.8	267	37.2	37.4	37.6	37.6
		Prosthodontists	1 in 90 miles and 90 mins	718	100.0	0	0.0	37.4	37.6	37.6
Lucas, IA	706	Prosthodontists	1 in 30 miles and 30 mins	0	0.0	706	100.0	104.7	104.7	104.7
		Prosthodontists	1 in 60 miles and 60 mins	0	0.0	706	100.0	104.7	104.7	104.7

# Access Detail By County

October 9, 2024

Access Analysis  
 All Access  
 DWP Member / Provider Groups  
 DWP Members (Iowa)  
 General Dentists (Iowa)  
 General Dentists (Iowa)  
 General Dentists (Iowa)  
 Primary Care Dentist (Iowa)  
 Endodontists (Iowa)  
 Endodontists (Iowa)  
 Endodontists (Iowa)  
 Oral Surgeons (Iowa)  
 Oral Surgeons (Iowa)  
 Oral Surgeons (Iowa)  
 Orthodontists (Iowa)  
 Orthodontists (Iowa)  
 Orthodontists (Iowa)  
 Periodontists (Iowa)  
 Periodontists (Iowa)  
 Periodontists (Iowa)  
 Prosthodontists (Iowa)  
 Prosthodontists (Iowa)  
 Prosthodontists (Iowa)

\*\* These records have been excluded from the analysis because of invalid zip codes.

All DWP Members										
County	DWP Member	Provider		With Access		Without Access		Average Distance		
	#	Group	Standard	#	%	#	%	1	2	3
Lucas, IA	706	Prosthodontists	1 in 90 miles and 90 mins	0	0.0	706	100.0	104.7	104.7	104.7
Lyon, IA	581	Prosthodontists	1 in 30 miles and 30 mins	0	0.0	581	100.0	268.3	268.3	268.3
		Prosthodontists	1 in 60 miles and 60 mins	0	0.0	581	100.0	268.3	268.3	268.3
		Prosthodontists	1 in 90 miles and 90 mins	0	0.0	581	100.0	268.3	268.3	268.3
Madison, IA	826	Prosthodontists	1 in 30 miles and 30 mins	0	0.0	826	100.0	132.1	132.1	132.1
		Prosthodontists	1 in 60 miles and 60 mins	0	0.0	826	100.0	132.1	132.1	132.1
		Prosthodontists	1 in 90 miles and 90 mins	0	0.0	826	100.0	132.1	132.1	132.1
Mahaska, IA	1,496	Prosthodontists	1 in 30 miles and 30 mins	0	0.0	1,496	100.0	66.3	66.3	66.3
		Prosthodontists	1 in 60 miles and 60 mins	0	0.0	1,496	100.0	66.3	66.3	66.3
		Prosthodontists	1 in 90 miles and 90 mins	243	16.2	1,253	83.8	66.3	66.3	66.3
Marion, IA	1,485	Prosthodontists	1 in 30 miles and 30 mins	0	0.0	1,485	100.0	84.9	84.9	84.9
		Prosthodontists	1 in 60 miles and 60 mins	0	0.0	1,485	100.0	84.9	84.9	84.9
		Prosthodontists	1 in 90 miles and 90 mins	0	0.0	1,485	100.0	84.9	84.9	84.9
Marshall, IA	3,820	Prosthodontists	1 in 30 miles and 30 mins	0	0.0	3,820	100.0	78.7	78.7	78.7
		Prosthodontists	1 in 60 miles and 60 mins	0	0.0	3,820	100.0	78.7	78.7	78.7
		Prosthodontists	1 in 90 miles and 90 mins	0	0.0	3,820	100.0	78.7	78.7	78.7
Mills, IA	919	Prosthodontists	1 in 30 miles and 30 mins	0	0.0	919	100.0	225.1	225.1	225.1
		Prosthodontists	1 in 60 miles and 60 mins	0	0.0	919	100.0	225.1	225.1	225.1
		Prosthodontists	1 in 90 miles and 90 mins	0	0.0	919	100.0	225.1	225.1	225.1
Mitchell, IA	375	Prosthodontists	1 in 30 miles and 30 mins	0	0.0	375	100.0	134.7	134.7	134.7
		Prosthodontists	1 in 60 miles and 60 mins	0	0.0	375	100.0	134.7	134.7	134.7
		Prosthodontists	1 in 90 miles and 90 mins	0	0.0	375	100.0	134.7	134.7	134.7
Monona, IA	670	Prosthodontists	1 in 30 miles and 30 mins	0	0.0	670	100.0	235.5	235.5	235.5
		Prosthodontists	1 in 60 miles and 60 mins	0	0.0	670	100.0	235.5	235.5	235.5
		Prosthodontists	1 in 90 miles and 90 mins	0	0.0	670	100.0	235.5	235.5	235.5
Monroe, IA	572	Prosthodontists	1 in 30 miles and 30 mins	0	0.0	572	100.0	85.8	85.8	85.8
		Prosthodontists	1 in 60 miles and 60 mins	0	0.0	572	100.0	85.8	85.8	85.8
		Prosthodontists	1 in 90 miles and 90 mins	0	0.0	572	100.0	85.8	85.8	85.8
Montgomery, IA	902	Prosthodontists	1 in 30 miles and 30 mins	0	0.0	902	100.0	199.1	199.1	199.1
		Prosthodontists	1 in 60 miles and 60 mins	0	0.0	902	100.0	199.1	199.1	199.1
		Prosthodontists	1 in 90 miles and 90 mins	0	0.0	902	100.0	199.1	199.1	199.1
Muscatine, IA	2,779	Prosthodontists	1 in 30 miles and 30 mins	291	10.5	2,488	89.5	34.2	34.3	34.3
		Prosthodontists	1 in 60 miles and 60 mins	2,758	99.2	21	0.8	34.2	34.3	34.3
		Prosthodontists	1 in 90 miles and 90 mins	2,779	100.0	0	0.0	34.2	34.3	34.3
O'Brien, IA	855	Prosthodontists	1 in 30 miles and 30 mins	0	0.0	855	100.0	238.0	238.0	238.0
		Prosthodontists	1 in 60 miles and 60 mins	0	0.0	855	100.0	238.0	238.0	238.0
		Prosthodontists	1 in 90 miles and 90 mins	0	0.0	855	100.0	238.0	238.0	238.0
Osceola, IA	318	Prosthodontists	1 in 30 miles and 30 mins	0	0.0	318	100.0	244.1	244.1	244.1
		Prosthodontists	1 in 60 miles and 60 mins	0	0.0	318	100.0	244.1	244.1	244.1
		Prosthodontists	1 in 90 miles and 90 mins	0	0.0	318	100.0	244.1	244.1	244.1

# Access Detail By County

October 9, 2024

Access Analysis  
 All Access  
 DWP Member / Provider Groups  
 DWP Members (Iowa)  
   General Dentists (Iowa)  
   General Dentists (Iowa)  
   General Dentists (Iowa)  
   Primary Care Dentist (Iowa)  
   Endodontists (Iowa)  
   Endodontists (Iowa)  
   Oral Surgeons (Iowa)  
   Oral Surgeons (Iowa)  
   Oral Surgeons (Iowa)  
   Orthodontists (Iowa)  
   Orthodontists (Iowa)  
   Orthodontists (Iowa)  
   Periodontists (Iowa)  
   Periodontists (Iowa)  
   Periodontists (Iowa)  
   Prosthodontists (Iowa)  
   Prosthodontists (Iowa)  
   Prosthodontists (Iowa)

\*\* These records have been excluded from the analysis because of invalid zip codes.

All DWP Members										
County	DWP Member	Provider		With Access		Without Access		Average Distance		
	#	Group	Standard	#	%	#	%	1	2	3
Page, IA	1,078	Prosthodontists	1 in 30 miles and 30 mins	0	0.0	1,078	100.0	205.8	205.8	205.8
		Prosthodontists	1 in 60 miles and 60 mins	0	0.0	1,078	100.0	205.8	205.8	205.8
		Prosthodontists	1 in 90 miles and 90 mins	0	0.0	1,078	100.0	205.8	205.8	205.8
Palo Alto, IA	542	Prosthodontists	1 in 30 miles and 30 mins	0	0.0	542	100.0	192.0	192.0	192.0
		Prosthodontists	1 in 60 miles and 60 mins	0	0.0	542	100.0	192.0	192.0	192.0
		Prosthodontists	1 in 90 miles and 90 mins	0	0.0	542	100.0	192.0	192.0	192.0
Plymouth, IA	1,406	Prosthodontists	1 in 30 miles and 30 mins	0	0.0	1,406	100.0	253.8	253.8	253.8
		Prosthodontists	1 in 60 miles and 60 mins	0	0.0	1,406	100.0	253.8	253.8	253.8
		Prosthodontists	1 in 90 miles and 90 mins	0	0.0	1,406	100.0	253.8	253.8	253.8
Pocahontas, IA	518	Prosthodontists	1 in 30 miles and 30 mins	0	0.0	518	100.0	181.2	181.2	181.2
		Prosthodontists	1 in 60 miles and 60 mins	0	0.0	518	100.0	181.2	181.2	181.2
		Prosthodontists	1 in 90 miles and 90 mins	0	0.0	518	100.0	181.2	181.2	181.2
Polk, IA	38,668	Prosthodontists	1 in 30 miles and 30 mins	0	0.0	38,668	100.0	110.0	110.0	110.0
		Prosthodontists	1 in 60 miles and 60 mins	0	0.0	38,668	100.0	110.0	110.0	110.0
		Prosthodontists	1 in 90 miles and 90 mins	0	0.0	38,668	100.0	110.0	110.0	110.0
Pottawattamie, IA	9,380	Prosthodontists	1 in 30 miles and 30 mins	0	0.0	9,380	100.0	229.0	229.0	229.0
		Prosthodontists	1 in 60 miles and 60 mins	0	0.0	9,380	100.0	229.0	229.0	229.0
		Prosthodontists	1 in 90 miles and 90 mins	0	0.0	9,380	100.0	229.0	229.0	229.0
Poweshiek, IA	900	Prosthodontists	1 in 30 miles and 30 mins	0	0.0	900	100.0	57.4	57.4	57.4
		Prosthodontists	1 in 60 miles and 60 mins	22	2.4	878	97.6	57.4	57.4	57.4
		Prosthodontists	1 in 90 miles and 90 mins	894	99.3	6	0.7	57.4	57.4	57.4
Ringgold, IA	311	Prosthodontists	1 in 30 miles and 30 mins	0	0.0	311	100.0	158.3	158.3	158.3
		Prosthodontists	1 in 60 miles and 60 mins	0	0.0	311	100.0	158.3	158.3	158.3
		Prosthodontists	1 in 90 miles and 90 mins	0	0.0	311	100.0	158.3	158.3	158.3
Sac, IA	471	Prosthodontists	1 in 30 miles and 30 mins	0	0.0	471	100.0	191.9	191.9	191.9
		Prosthodontists	1 in 60 miles and 60 mins	0	0.0	471	100.0	191.9	191.9	191.9
		Prosthodontists	1 in 90 miles and 90 mins	0	0.0	471	100.0	191.9	191.9	191.9
Scott, IA	14,509	Prosthodontists	1 in 30 miles and 30 mins	0	0.0	14,509	100.0	52.2	52.5	52.5
		Prosthodontists	1 in 60 miles and 60 mins	156	1.1	14,353	98.9	52.2	52.5	52.5
		Prosthodontists	1 in 90 miles and 90 mins	10,741	74.0	3,768	26.0	52.2	52.5	52.5
Shelby, IA	648	Prosthodontists	1 in 30 miles and 30 mins	0	0.0	648	100.0	199.2	199.2	199.2
		Prosthodontists	1 in 60 miles and 60 mins	0	0.0	648	100.0	199.2	199.2	199.2
		Prosthodontists	1 in 90 miles and 90 mins	0	0.0	648	100.0	199.2	199.2	199.2
Sioux, IA	1,699	Prosthodontists	1 in 30 miles and 30 mins	0	0.0	1,699	100.0	259.8	259.8	259.8
		Prosthodontists	1 in 60 miles and 60 mins	0	0.0	1,699	100.0	259.8	259.8	259.8
		Prosthodontists	1 in 90 miles and 90 mins	0	0.0	1,699	100.0	259.8	259.8	259.8
Story, IA	3,677	Prosthodontists	1 in 30 miles and 30 mins	0	0.0	3,677	100.0	110.5	110.5	110.5
		Prosthodontists	1 in 60 miles and 60 mins	0	0.0	3,677	100.0	110.5	110.5	110.5
		Prosthodontists	1 in 90 miles and 90 mins	0	0.0	3,677	100.0	110.5	110.5	110.5
Tama, IA	1,265	Prosthodontists	1 in 30 miles and 30 mins	0	0.0	1,265	100.0	63.6	63.6	63.6

# Access Detail By County

October 9, 2024

- Access Analysis
- All Access
- DWP Member / Provider Groups
- DWP Members (Iowa)
- General Dentists (Iowa)
- General Dentists (Iowa)
- General Dentists (Iowa)
- Primary Care Dentist (Iowa)
- Endodontists (Iowa)
- Endodontists (Iowa)
- Endodontists (Iowa)
- Oral Surgeons (Iowa)
- Oral Surgeons (Iowa)
- Oral Surgeons (Iowa)
- Orthodontists (Iowa)
- Orthodontists (Iowa)
- Orthodontists (Iowa)
- Periodontists (Iowa)
- Periodontists (Iowa)
- Periodontists (Iowa)
- Prosthodontists (Iowa)
- Prosthodontists (Iowa)
- Prosthodontists (Iowa)

\*\* These records have been excluded from the analysis because of invalid zip codes.

All DWP Members										
County	DWP Member	Provider		With Access		Without Access		Average Distance		
	#	Group	Standard	#	%	#	%	1	2	3
Tama, IA	1,265	Prosthodontists	1 in 60 miles and 60 mins	0	0.0	1,265	100.0	63.6	63.6	63.6
		Prosthodontists	1 in 90 miles and 90 mins	776	61.3	489	38.7	63.6	63.6	63.6
Taylor, IA	434	Prosthodontists	1 in 30 miles and 30 mins	0	0.0	434	100.0	177.8	177.8	177.8
		Prosthodontists	1 in 60 miles and 60 mins	0	0.0	434	100.0	177.8	177.8	177.8
		Prosthodontists	1 in 90 miles and 90 mins	0	0.0	434	100.0	177.8	177.8	177.8
Union, IA	918	Prosthodontists	1 in 30 miles and 30 mins	0	0.0	918	100.0	154.2	154.2	154.2
		Prosthodontists	1 in 60 miles and 60 mins	0	0.0	918	100.0	154.2	154.2	154.2
		Prosthodontists	1 in 90 miles and 90 mins	0	0.0	918	100.0	154.2	154.2	154.2
Van Buren, IA	425	Prosthodontists	1 in 30 miles and 30 mins	0	0.0	425	100.0	69.4	69.4	69.4
		Prosthodontists	1 in 60 miles and 60 mins	0	0.0	425	100.0	69.4	69.4	69.4
		Prosthodontists	1 in 90 miles and 90 mins	90	21.2	335	78.8	69.4	69.4	69.4
Wapello, IA	4,086	Prosthodontists	1 in 30 miles and 30 mins	0	0.0	4,086	100.0	74.7	74.7	74.7
		Prosthodontists	1 in 60 miles and 60 mins	0	0.0	4,086	100.0	74.7	74.7	74.7
		Prosthodontists	1 in 90 miles and 90 mins	25	0.6	4,061	99.4	74.7	74.7	74.7
Warren, IA	2,347	Prosthodontists	1 in 30 miles and 30 mins	0	0.0	2,347	100.0	109.6	109.6	109.6
		Prosthodontists	1 in 60 miles and 60 mins	0	0.0	2,347	100.0	109.6	109.6	109.6
		Prosthodontists	1 in 90 miles and 90 mins	0	0.0	2,347	100.0	109.6	109.6	109.6
Washington, IA	1,342	Prosthodontists	1 in 30 miles and 30 mins	238	17.7	1,104	82.3	27.6	27.6	27.6
		Prosthodontists	1 in 60 miles and 60 mins	1,334	99.4	8	0.6	27.6	27.6	27.6
		Prosthodontists	1 in 90 miles and 90 mins	1,342	100.0	0	0.0	27.6	27.6	27.6
Wayne, IA	409	Prosthodontists	1 in 30 miles and 30 mins	0	0.0	409	100.0	116.8	116.8	116.8
		Prosthodontists	1 in 60 miles and 60 mins	0	0.0	409	100.0	116.8	116.8	116.8
		Prosthodontists	1 in 90 miles and 90 mins	0	0.0	409	100.0	116.8	116.8	116.8
Webster, IA	3,141	Prosthodontists	1 in 30 miles and 30 mins	0	0.0	3,141	100.0	149.2	149.2	149.2
		Prosthodontists	1 in 60 miles and 60 mins	0	0.0	3,141	100.0	149.2	149.2	149.2
		Prosthodontists	1 in 90 miles and 90 mins	0	0.0	3,141	100.0	149.2	149.2	149.2
Winnebago, IA	537	Prosthodontists	1 in 30 miles and 30 mins	0	0.0	537	100.0	160.8	160.8	160.8
		Prosthodontists	1 in 60 miles and 60 mins	0	0.0	537	100.0	160.8	160.8	160.8
		Prosthodontists	1 in 90 miles and 90 mins	0	0.0	537	100.0	160.8	160.8	160.8
Winneshiek, IA	436	Prosthodontists	1 in 30 miles and 30 mins	0	0.0	436	100.0	114.7	114.7	114.7
		Prosthodontists	1 in 60 miles and 60 mins	0	0.0	436	100.0	114.7	114.7	114.7
		Prosthodontists	1 in 90 miles and 90 mins	0	0.0	436	100.0	114.7	114.7	114.7
Woodbury, IA	12,227	Prosthodontists	1 in 30 miles and 30 mins	0	0.0	12,227	100.0	258.1	258.1	258.1
		Prosthodontists	1 in 60 miles and 60 mins	0	0.0	12,227	100.0	258.1	258.1	258.1
		Prosthodontists	1 in 90 miles and 90 mins	0	0.0	12,227	100.0	258.1	258.1	258.1
Worth, IA	370	Prosthodontists	1 in 30 miles and 30 mins	0	0.0	370	100.0	148.6	148.6	148.6
		Prosthodontists	1 in 60 miles and 60 mins	0	0.0	370	100.0	148.6	148.6	148.6
		Prosthodontists	1 in 90 miles and 90 mins	0	0.0	370	100.0	148.6	148.6	148.6
Wright, IA	983	Prosthodontists	1 in 30 miles and 30 mins	0	0.0	983	100.0	138.4	138.4	138.4
		Prosthodontists	1 in 60 miles and 60 mins	0	0.0	983	100.0	138.4	138.4	138.4

# Access Detail By County

October 9, 2024

Access Analysis  
 All Access  
 DWP Member / Provider Groups  
 DWP Members (Iowa)  
 General Dentists (Iowa)  
 General Dentists (Iowa)  
 General Dentists (Iowa)  
 Primary Care Dentist (Iowa)  
 Endodontists (Iowa)  
 Endodontists (Iowa)  
 Endodontists (Iowa)  
 Oral Surgeons (Iowa)  
 Oral Surgeons (Iowa)  
 Oral Surgeons (Iowa)  
 Oral Surgeons (Iowa)  
 Orthodontists (Iowa)  
 Orthodontists (Iowa)  
 Orthodontists (Iowa)  
 Periodontists (Iowa)  
 Periodontists (Iowa)  
 Periodontists (Iowa)  
 Prosthodontists (Iowa)  
 Prosthodontists (Iowa)  
 Prosthodontists (Iowa)

\*\* These records have been excluded from the analysis because of invalid zip codes.

All DWP Members										
County	DWP Member	Provider		With Access		Without Access		Average Distance		
	#	Group	Standard	#	%	#	%	1	2	3
Wright, IA	983	Prosthodontists	1 in 90 miles and 90 mins	0	0.0	983	100.0	138.4	138.4	138.4
** <Invalid Zip>	31	Endodontists	1 in 30 miles and 30 mins	0	0.0	0	0.0	---	---	---
		Endodontists	1 in 60 miles and 60 mins	0	0.0	0	0.0	---	---	---
		Endodontists	1 in 90 miles and 90 mins	0	0.0	0	0.0	---	---	---
		General Dentists	1 in 30 miles and 30 mins	0	0.0	0	0.0	---	---	---
		General Dentists	1 in 60 miles and 60 mins	0	0.0	0	0.0	---	---	---
		General Dentists	1 in 90 miles and 90 mins	0	0.0	0	0.0	---	---	---
		Oral Surgeons	1 in 30 miles and 30 mins	0	0.0	0	0.0	---	---	---
		Oral Surgeons	1 in 60 miles and 60 mins	0	0.0	0	0.0	---	---	---
		Oral Surgeons	1 in 90 miles and 90 mins	0	0.0	0	0.0	---	---	---
		Orthodontists	1 in 30 miles and 30 mins	0	0.0	0	0.0	---	---	---
		Orthodontists	1 in 60 miles and 60 mins	0	0.0	0	0.0	---	---	---
		Orthodontists	1 in 90 miles and 90 mins	0	0.0	0	0.0	---	---	---
		Periodontists	1 in 30 miles and 30 mins	0	0.0	0	0.0	---	---	---
		Periodontists	1 in 60 miles and 60 mins	0	0.0	0	0.0	---	---	---
		Periodontists	1 in 90 miles and 90 mins	0	0.0	0	0.0	---	---	---
		Primary Care Dentist	1 in 90 miles and 90 mins	0	0.0	0	0.0	---	---	---
		Prosthodontists	1 in 30 miles and 30 mins	0	0.0	0	0.0	---	---	---
		Prosthodontists	1 in 60 miles and 60 mins	0	0.0	0	0.0	---	---	---
		Prosthodontists	1 in 90 miles and 90 mins	0	0.0	0	0.0	---	---	---
Grand Totals	215,487	Endodontists	1 in 30 miles and 30 mins	69,570	32.3	145,886	67.7	56.7	108.2	111.8
		Endodontists	1 in 60 miles and 60 mins	89,281	41.4	126,175	58.6	56.7	108.2	111.8
		Endodontists	1 in 90 miles and 90 mins	126,206	58.6	89,250	41.4	56.7	108.2	111.8
		General Dentists	1 in 30 miles and 30 mins	201,707	93.6	13,749	6.4	7.9	10.2	12.4
		General Dentists	1 in 60 miles and 60 mins	215,247	99.9	209	0.1	7.9	10.2	12.4
		General Dentists	1 in 90 miles and 90 mins	215,456	100.0	0	0.0	7.9	10.2	12.4
		Oral Surgeons	1 in 30 miles and 30 mins	89,802	41.7	125,654	58.3	38.4	44.8	45.7
		Oral Surgeons	1 in 60 miles and 60 mins	137,133	63.6	78,323	36.4	38.4	44.8	45.7
		Oral Surgeons	1 in 90 miles and 90 mins	193,961	90.0	21,495	10.0	38.4	44.8	45.7
		Orthodontists	1 in 30 miles and 30 mins	106,790	49.6	108,666	50.4	30.4	40.6	43.2
		Orthodontists	1 in 60 miles and 60 mins	151,219	70.2	64,237	29.8	30.4	40.6	43.2
		Orthodontists	1 in 90 miles and 90 mins	205,320	95.3	10,136	4.7	30.4	40.6	43.2
		Periodontists	1 in 30 miles and 30 mins	13,491	6.3	201,965	93.7	89.6	111.8	111.8
		Periodontists	1 in 60 miles and 60 mins	40,488	18.8	174,968	81.2	89.6	111.8	111.8
		Periodontists	1 in 90 miles and 90 mins	82,263	38.2	133,193	61.8	89.6	111.8	111.8
		Primary Care Dentist	1 in 90 miles and 90 mins	215,456	100.0	0	0.0	7.8	10.0	11.7
		Prosthodontists	1 in 30 miles and 30 mins	9,410	4.4	206,046	95.6	111.7	111.8	111.8
		Prosthodontists	1 in 60 miles and 60 mins	31,613	14.7	183,843	85.3	111.7	111.8	111.8
		Prosthodontists	1 in 90 miles and 90 mins	51,531	23.9	163,925	76.1	111.7	111.8	111.8