

Wellpoint Iowa, Inc.

Managed Care Network Geographic Access Reports

Reporting Period: Oct-2024

Date Prepared: 11/22/2024

Table 1 - Primary Care Provider (PCP) Section

Table displays the percentage of members within the contract standards for Adult [all adults 19 years or older] and Pediatric [all children with age 0 to 18] PCP Providers and whether or not the contract standard was met (Y/N). The contract standard is to have access within 30 minutes or 30 miles from their personal residence for 100% of population. Percentages marked in red did not meet contract standards.

Provider Type	Time/Distance Standard	Provider Count	Members with Access	Percentage with Access	Standard Met (Y/N)	Ave Distance (Mies)
PCP - Adult	30 minutes or 30 miles	7743	121955	100.00%	Y	5.0
PCP - Pediatric	30 minutes or 30 miles	7461	118934	100.00%	Y	5.1

Table 2 - Specialty Care Section

Table displays the percentage of members within the contract standards for Specialty Care Adult [all adults 19 years or older] and Pediatric [all children with age 0 to 18] , OB/GYN [all females with age 12 or older], and Neonatology [all newborns with age less than 1] providers and whether or not the contract standard was met (Y/N). The contract standard is to have access within 60 minutes or 60 miles for 75% of population, and 90 minutes or 90 miles for 100% of population from their personal residence. Percentages marked in red did not meet contract standards.

Provider Type	Time/Distance Standard	Provider Count	Members with Access	Percentage with Access	Standard Met (Y/N)	Ave Distance (Mies)
Allergy - Adult	60 minutes or 60 miles	83	21929	100.00%	Y	21.5
Allergy - Adult	90 minutes or 90 miles	83	21929	100.00%	Y	21.5
Cardiology - Adult	60 minutes or 60 miles	858	21929	100.00%	Y	11.3
Cardiology - Adult	90 minutes or 90 miles	858	21929	100.00%	Y	11.3
Dermatology - Adult	60 minutes or 60 miles	247	21929	100.00%	Y	14.1
Dermatology - Adult	90 minutes or 90 miles	247	21929	100.00%	Y	14.1
Endocrinology - Adult	60 minutes or 60 miles	226	21928	99.90%	Y	19.4
Endocrinology - Adult	90 minutes or 90 miles	226	21929	100.00%	Y	19.4
Family Medicine - Adult	60 minutes or 60 miles	11850	21929	100.00%	Y	4.8
Family Medicine - Adult	90 minutes or 90 miles	11850	21929	100.00%	Y	4.8
Gastroenterology - Adult	60 minutes or 60 miles	371	21927	99.90%	Y	20.5
Gastroenterology - Adult	90 minutes or 90 miles	371	21929	100.00%	Y	20.5
General Medicine - Adult	60 minutes or 60 miles	2215	21929	100.00%	Y	7.6
General Medicine - Adult	90 minutes or 90 miles	2215	21929	100.00%	Y	7.6
General Surgery - Adult	60 minutes or 60 miles	3401	21929	100.00%	Y	9.6
General Surgery - Adult	90 minutes or 90 miles	3401	21929	100.00%	Y	9.6
Nephrology - Adult	60 minutes or 60 miles	513	21929	100.00%	Y	13.8

Provider Type	Time/Distance Standard	Provider Count	Members with Access	Percentage with Access	Standard Met (Y/N)	Ave Distance (Mies)
Nephrology - Adult	90 minutes or 90 miles	513	21929	100.00%	Y	13.8
Neurology - Adult	60 minutes or 60 miles	1350	21929	100.00%	Y	10.1
Neurology - Adult	90 minutes or 90 miles	1350	21929	100.00%	Y	10.1
Neurosurgery - Adult	60 minutes or 60 miles	246	20724	94.50%	Y	25.3
Neurosurgery - Adult	90 minutes or 90 miles	246	21929	100.00%	Y	25.3
Obstetrics and Gynecology (OB/GYN) - Adult	60 minutes or 60 miles	1062	12558	100.00%	Y	8.6
Obstetrics and Gynecology (OB/GYN) - Adult	90 minutes or 90 miles	1062	12558	100.00%	Y	8.6
Occupational Therapy - Adult	60 minutes or 60 miles	685	21929	100.00%	Y	7.5
Occupational Therapy - Adult	90 minutes or 90 miles	685	21929	100.00%	Y	7.5
Oncology - Adult	60 minutes or 60 miles	552	21929	100.00%	Y	14.6
Oncology - Adult	90 minutes or 90 miles	552	21929	100.00%	Y	14.6
Ophthalmology - Adult	60 minutes or 60 miles	684	21929	100.00%	Y	3.4
Ophthalmology - Adult	90 minutes or 90 miles	684	21929	100.00%	Y	3.4
Orthopedics - Adult	60 minutes or 60 miles	1070	21929	100.00%	Y	8.7
Orthopedics - Adult	90 minutes or 90 miles	1070	21929	100.00%	Y	8.7
Otolaryngology (ENT) - Adult	60 minutes or 60 miles	278	21929	100.00%	Y	13.3
Otolaryngology (ENT) - Adult	90 minutes or 90 miles	278	21929	100.00%	Y	13.3
Pathology - Adult	60 minutes or 60 miles	378	21929	100.00%	Y	16.1
Pathology - Adult	90 minutes or 90 miles	378	21929	100.00%	Y	16.1
Physical Therapy - Adult	60 minutes or 60 miles	2983	21929	100.00%	Y	5.0
Physical Therapy - Adult	90 minutes or 90 miles	2983	21929	100.00%	Y	5.0
Psychiatry - Adult	60 minutes or 60 miles	1404	21929	100.00%	Y	7.5

Provider Type	Time/Distance Standard	Provider Count	Members with Access	Percentage with Access	Standard Met (Y/N)	Ave Distance (Mies)
Psychiatry - Adult	90 minutes or 90 miles	1404	21929	100.00%	Y	7.5
Pulmonology - Adult	60 minutes or 60 miles	393	21929	100.00%	Y	14.5
Pulmonology - Adult	90 minutes or 90 miles	393	21929	100.00%	Y	14.5
Radiology - Adult	60 minutes or 60 miles	1263	21929	100.00%	Y	9.3
Radiology - Adult	90 minutes or 90 miles	1263	21929	100.00%	Y	9.3
Reconstructive Surgery - Adult	60 minutes or 60 miles	158	21797	99.40%	Y	17.0
Reconstructive Surgery - Adult	90 minutes or 90 miles	158	21929	100.00%	Y	17.0
Rheumatology - Adult	60 minutes or 60 miles	127	21525	98.20%	Y	23.4
Rheumatology - Adult	90 minutes or 90 miles	127	21929	100.00%	Y	23.4
Speech Therapy - Adult	60 minutes or 60 miles	417	21929	100.00%	Y	11.0
Speech Therapy - Adult	90 minutes or 90 miles	417	21929	100.00%	Y	11.0
Speech, Language and Hearing Service Providers - Adult	60 minutes or 60 miles	181	21929	100.00%	Y	17.5
Speech, Language and Hearing Service Providers - Adult	90 minutes or 90 miles	181	21929	100.00%	Y	17.5
Urology - Adult	60 minutes or 60 miles	244	21929	100.00%	Y	14.6
Urology - Adult	90 minutes or 90 miles	244	21929	100.00%	Y	14.6
Allergy - Pediatric	60 minutes or 60 miles	83	2	100.00%	Y	29.5
Allergy - Pediatric	90 minutes or 90 miles	83	2	100.00%	Y	29.5
Cardiology - Pediatric	60 minutes or 60 miles	860	2	100.00%	Y	16.8
Cardiology - Pediatric	90 minutes or 90 miles	860	2	100.00%	Y	16.8
Dermatology - Pediatric	60 minutes or 60 miles	247	2	100.00%	Y	10.0
Dermatology - Pediatric	90 minutes or 90 miles	247	2	100.00%	Y	10.0

Provider Type	Time/Distance Standard	Provider Count	Members with Access	Percentage with Access	Standard Met (Y/N)	Ave Distance (Mies)
Endocrinology - Pediatric	60 minutes or 60 miles	226	2	100.00%	Y	23.1
Endocrinology - Pediatric	90 minutes or 90 miles	226	2	100.00%	Y	23.1
Family Medicine - Pediatric	60 minutes or 60 miles	11850	2	100.00%	Y	6.3
Family Medicine - Pediatric	90 minutes or 90 miles	11850	2	100.00%	Y	6.3
Gastroenterology - Pediatric	60 minutes or 60 miles	371	2	100.00%	Y	17.4
Gastroenterology - Pediatric	90 minutes or 90 miles	371	2	100.00%	Y	17.4
General Medicine - Pediatric	60 minutes or 60 miles	2215	2	100.00%	Y	9.9
General Medicine - Pediatric	90 minutes or 90 miles	2215	2	100.00%	Y	9.9
General Surgery - Pediatric	60 minutes or 60 miles	3401	2	100.00%	Y	8.3
General Surgery - Pediatric	90 minutes or 90 miles	3401	2	100.00%	Y	8.3
Neonatology - Pediatric	60 minutes or 60 miles	312	0	N/A	Y	N/A
Neonatology - Pediatric	90 minutes or 90 miles	312	0	N/A	Y	N/A
Nephrology - Pediatric	60 minutes or 60 miles	514	2	100.00%	Y	20.9
Nephrology - Pediatric	90 minutes or 90 miles	514	2	100.00%	Y	20.9
Neurology - Pediatric	60 minutes or 60 miles	1350	2	100.00%	Y	7.4
Neurology - Pediatric	90 minutes or 90 miles	1350	2	100.00%	Y	7.4
Oncology - Pediatric	60 minutes or 60 miles	552	2	100.00%	Y	11.8
Oncology - Pediatric	90 minutes or 90 miles	552	2	100.00%	Y	11.8
Ophthalmology - Pediatric	60 minutes or 60 miles	683	2	100.00%	Y	1.1
Ophthalmology - Pediatric	90 minutes or 90 miles	683	2	100.00%	Y	1.1
Orthopedics - Pediatric	60 minutes or 60 miles	1070	2	100.00%	Y	12.1
Orthopedics - Pediatric	90 minutes or 90 miles	1070	2	100.00%	Y	12.1

Provider Type	Time/Distance Standard	Provider Count	Members with Access	Percentage with Access	Standard Met (Y/N)	Ave Distance (Mies)
Otolaryngology (ENT) - Pediatric	60 minutes or 60 miles	278	2	100.00%	Y	24.0
Otolaryngology (ENT) - Pediatric	90 minutes or 90 miles	278	2	100.00%	Y	24.0
Pulmonology - Pediatric	60 minutes or 60 miles	393	2	100.00%	Y	20.8
Pulmonology - Pediatric	90 minutes or 90 miles	393	2	100.00%	Y	20.8
Rheumatology - Pediatric	60 minutes or 60 miles	127	2	100.00%	Y	32.7
Rheumatology - Pediatric	90 minutes or 90 miles	127	2	100.00%	Y	32.7
Urology - Pediatric	60 minutes or 60 miles	244	2	100.00%	Y	24.2
Urology - Pediatric	90 minutes or 90 miles	244	2	100.00%	Y	24.2

Table 3 - Behavioral Health Section

Table displays the percentage of all members [all age groups] within the contract standards for Behavioral Health providers and whether or not the contract standard was met (Y/N). The contract standard is to have access within 30 minutes or 30 miles , 60 minutes or 60 miles for Urban counties, and 90 minutes or 90 miles for Rural counties from their personal residence for 100% of population. Zip codes with population lesser than 1,000 per square mile are classified as Rural and zip codes with a population of 1,000 or higher per square mile are classified as Urban. Percentages marked in red did not meet contract standards.

Provider Type	Time/Distance Standard	Provider Count	Members with Access	Percentage with Access	Standard Met (Y/N)	Ave Distance (Mies)
Behavioral Health - Outpatient	30 minutes or 30 miles	6180	240889	100.00%	Y	3.3
Behavioral Health - Inpatient - Urban	60 minutes or 60 miles	106	146904	100.00%	Y	9.4
Behavioral Health - Inpatient - Rural	90 minutes or 90 miles	106	93984	100.00%	Y	11.3

Table 4 - Hospital Section

Table displays the percentage of all members [all age groups] within the contract standards for Hospitals and whether or not the contract standard was met (Y/N). The contract standard is to have access within 30 minutes or 30 miles from personal residence for 100% of population. Percentages in red did not meet contract standards.

Provider Type	Time/Distance Standard	Provider Count	Members with Access	Percentage with Access	Standard Met (Y/N)	Ave Distance (Mies)
Hospitals	30 minutes or 30 miles	3808	240889	100.00%	Y	2.3

Table 5 - Other Services Section

Table displays the percentage of all members [all age groups] within the contract standards for Other Services (General Optometry, Lab and X-ray services, and Pharmacies) providers and whether or not the contract standard was met (Y/N). The contract standard is to have access within 30 minutes or 30 miles from personal residence for 100% of population. Percentages in red did not meet contract standards.

Provider Type	Time/Distance Standard	Provider Count	Members with Access	Percentage with Access	Standard Met (Y/N)	Ave Distance (Mies)
General Optometry	30 minutes or 30 miles	525	240882	99.90%	N	3.5
Lab and X-ray Services	30 minutes or 30 miles	183	238116	98.80%	N	11.6
Pharmacies	30 minutes or 30 miles	1644	240889	100.00%	Y	1.7

Table 6 - Long- Term Care Services Section

Table displays the percentage of members [Waiver members are identified based on state designation of these members to waiver services] within the contract standards for Long-Term Care Services and whether or not the contract standard was met (Y/N). The contract standard is to have access within 30 minutes or 30 miles in Urban counties, and and 60 minutes or 60 miles for Rural counties from their personal residence for 100% of population. HCBS waiver services may be performed at the member's home, the provider's office, or both. All waiver services have a 2 provider per county standard; however time distance standards only apply to services where members must travel to the provider location. Zip codes with population lesser than 1,000 per square mile are classified as Rural and zip codes with a population of 1,000 or higher per square mile are classified as Urban. Percentages marked in red did not meet contract standards.

Provider Type	Time/Distance Standard	Provider Count	Members with Access	Percentage with Access	Standard Met (Y/N)	Ave Distance (Mies)
ICF/ID: Individuals with Intellectual Disabilities	30 minutes or 30 miles	202	2254	99.80%	N	10.1
ICF/ID: Individuals with Intellectual Disabilities	60 minutes or 60 miles	202	1923	100.00%	Y	14.1
ICF/SNF: Skilled Nursing Care Facility	30 minutes or 30 miles	602	181	100.00%	Y	5.0
ICF/SNF: Skilled Nursing Care Facility	60 minutes or 60 miles	602	92	100.00%	Y	6.4
AIDS/HIV: Adult Day Care	30 minutes or 30 miles	58	0	N/A	Y	N/A
AIDS/HIV: Adult Day Care	60 minutes or 60 miles	58	0	N/A	Y	N/A
AIDS/HIV: Counseling Services	30 minutes or 30 miles	13	0	N/A	Y	N/A
AIDS/HIV: Counseling Services	60 minutes or 60 miles	13	0	N/A	Y	N/A
AIDS/HIV: Respite	30 minutes or 30 miles	77	0	N/A	Y	N/A
AIDS/HIV: Respite	60 minutes or 60 miles	77	0	N/A	Y	N/A
BI: Adult Day Care	30 minutes or 30 miles	58	0	N/A	Y	N/A
BI: Adult Day Care	60 minutes or 60 miles	58	0	N/A	Y	N/A
BI: Prevocational Services	30 minutes or 30 miles	35	0	N/A	Y	N/A

Provider Type	Time/Distance Standard	Provider Count	Members with Access	Percentage with Access	Standard Met (Y/N)	Ave Distance (Mies)
BI: Prevocational Services	60 minutes or 60 miles	35	0	N/A	Y	N/A
BI: Supported Employment	30 minutes or 30 miles	11	0	N/A	Y	N/A
BI: Supported Employment	60 minutes or 60 miles	11	0	N/A	Y	N/A
BI: IMMT	30 minutes or 30 miles	328	0	N/A	Y	N/A
BI: IMMT	60 minutes or 60 miles	328	0	N/A	Y	N/A
BI: Respite	30 minutes or 30 miles	51	0	N/A	Y	N/A
BI: Respite	60 minutes or 60 miles	51	0	N/A	Y	N/A
BI: Transportation	30 minutes or 30 miles	26	0	N/A	Y	N/A
BI: Transportation	60 minutes or 60 miles	26	0	N/A	Y	N/A
CMH: Respite	30 minutes or 30 miles	653	0	N/A	Y	N/A
CMH: Respite	60 minutes or 60 miles	653	0	N/A	Y	N/A
CMH: Medical Day Care for Children	30 minutes or 30 miles	35	0	N/A	Y	N/A
CMH: Medical Day Care for Children	60 minutes or 60 miles	35	0	N/A	Y	N/A
Elderly: Adult Day Care	30 minutes or 30 miles	58	0	N/A	Y	N/A
Elderly: Adult Day Care	60 minutes or 60 miles	58	0	N/A	Y	N/A
Elderly: Respite	30 minutes or 30 miles	77	0	N/A	Y	N/A
Elderly: Respite	60 minutes or 60 miles	77	0	N/A	Y	N/A
Elderly: Transportation	30 minutes or 30 miles	26	0	N/A	Y	N/A
Elderly: Transportation	60 minutes or 60 miles	26	0	N/A	Y	N/A
HD: Adult Day Care	30 minutes or 30 miles	58	0	N/A	Y	N/A
HD: Adult Day Care	60 minutes or 60 miles	58	0	N/A	Y	N/A
HD: Counseling Services	30 minutes or 30 miles	5	0	N/A	Y	N/A

Provider Type	Time/Distance Standard	Provider Count	Members with Access	Percentage with Access	Standard Met (Y/N)	Ave Distance (Mies)
HD: Counseling Services	60 minutes or 60 miles	5	0	N/A	Y	N/A
HD: IMMT	30 minutes or 30 miles	264	0	N/A	Y	N/A
HD: IMMT	60 minutes or 60 miles	264	0	N/A	Y	N/A
HD: Medical Day Care for Children	30 minutes or 30 miles	35	0	N/A	Y	N/A
HD: Medical Day Care for Children	60 minutes or 60 miles	35	0	N/A	Y	N/A
HD: Respite	30 minutes or 30 miles	51	0	N/A	Y	N/A
HD: Respite	60 minutes or 60 miles	51	0	N/A	Y	N/A
ID: Adult Day Care	30 minutes or 30 miles	58	0	N/A	Y	N/A
ID: Adult Day Care	60 minutes or 60 miles	58	0	N/A	Y	N/A
ID: Day Habilitation	30 minutes or 30 miles	93	0	N/A	Y	N/A
ID: Day Habilitation	60 minutes or 60 miles	93	0	N/A	Y	N/A
ID: Prevocational Services	30 minutes or 30 miles	35	0	N/A	Y	N/A
ID: Prevocational Services	60 minutes or 60 miles	35	0	N/A	Y	N/A
ID: Supported Employment	30 minutes or 30 miles	11	0	N/A	Y	N/A
ID: Supported Employment	60 minutes or 60 miles	11	0	N/A	Y	N/A
ID: IMMT	30 minutes or 30 miles	264	0	N/A	Y	N/A
ID: IMMT	60 minutes or 60 miles	264	0	N/A	Y	N/A
ID: Respite	30 minutes or 30 miles	51	0	N/A	Y	N/A
ID: Respite	60 minutes or 60 miles	51	0	N/A	Y	N/A
ID: Transportation	30 minutes or 30 miles	26	0	N/A	Y	N/A
ID: Transportation	60 minutes or 60 miles	26	0	N/A	Y	N/A
PD: Transportation	30 minutes or 30 miles	26	0	N/A	Y	N/A

Provider Type	Time/Distance Standard	Provider Count	Members with Access	Percentage with Access	Standard Met (Y/N)	Ave Distance (Mies)
PD: Transportation	60 minutes or 60 miles	26	0	N/A	Y	N/A
Hab: Day Habilitation	30 minutes or 30 miles	720	0	N/A	Y	N/A
Hab: Day Habilitation	60 minutes or 60 miles	720	0	N/A	Y	N/A
Hab: Prevocational Services	30 minutes or 30 miles	35	0	N/A	Y	N/A
Hab: Prevocational Services	60 minutes or 60 miles	35	0	N/A	Y	N/A
Hab: Supported Employment	30 minutes or 30 miles	11	0	N/A	Y	N/A
Hab: Supported Employment	60 minutes or 60 miles	11	0	N/A	Y	N/A



Wellpoint Iowa, Inc.

Managed Care Network Geographic Access Maps

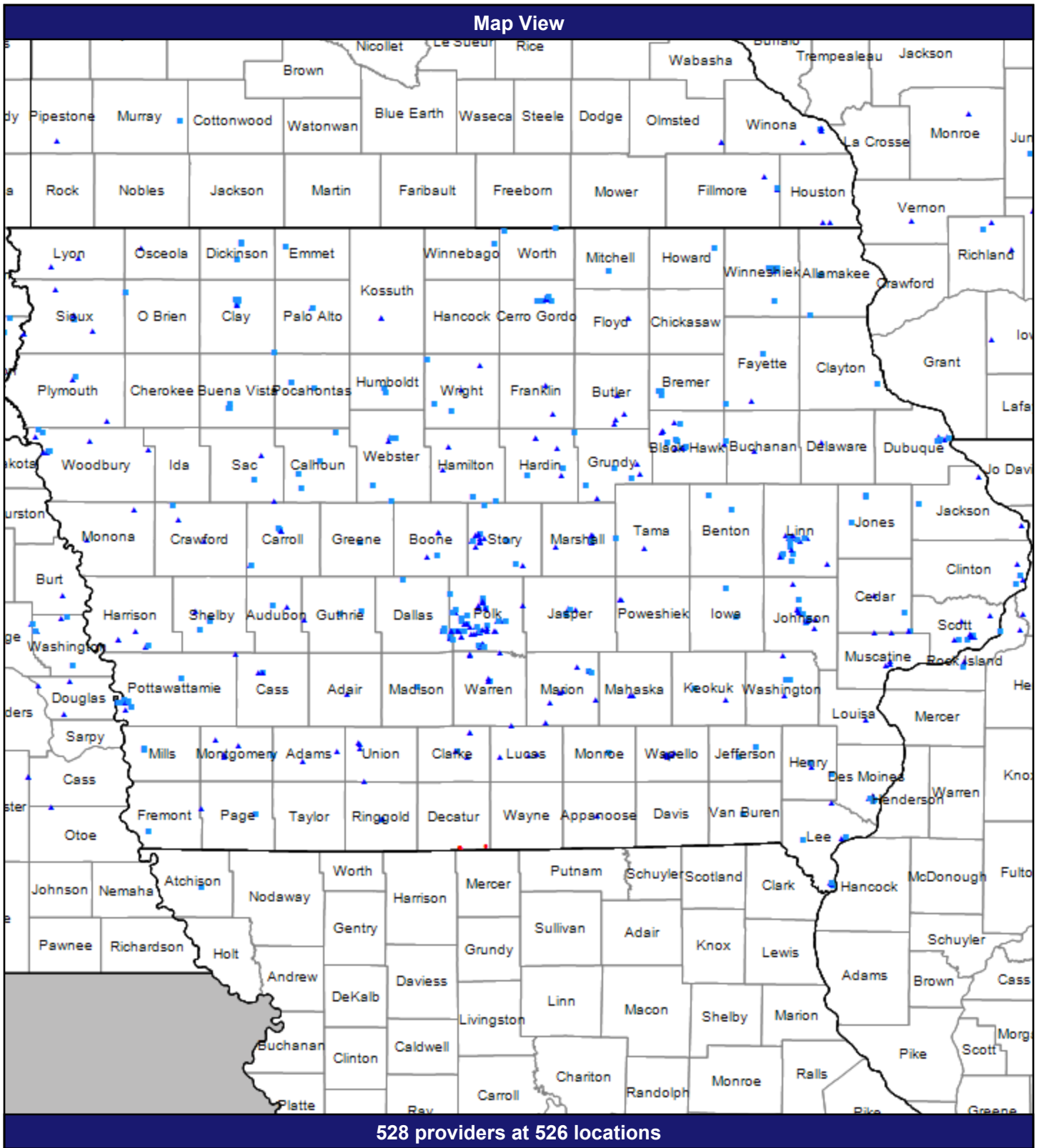
November 22, 2024

Table of Contents

Report Contents

Other Services - General Optometry - Iowa Members - Less than 100% Standard	3
Map View: Iowa	
Other Services - Lab and X-ray Services - Iowa Members - Less than 100% Standard	4
Map View: Iowa	
Long Term Care Services - ICF/ID: Individuals with Intellectual Disabilities - Urban Members - Less than 100% Standard	5
Map View: Iowa	

Other Services - General Optometry - Iowa Members - Less than 100% Standard



© 2024 Quest Analytics, LLC.

November 22, 2024

General Optometry

Total Providers: 528

- Single providers (244)
- ▲ Multiple providers (282)

General Optometry - 1 in 30 Miles

Employee Group

All Members (Iowa)

Provider Group

General Optometry

240,889 employee locations

- Without access (7)

The Access Standard is defined as (All Members (Iowa)) employees accessing:

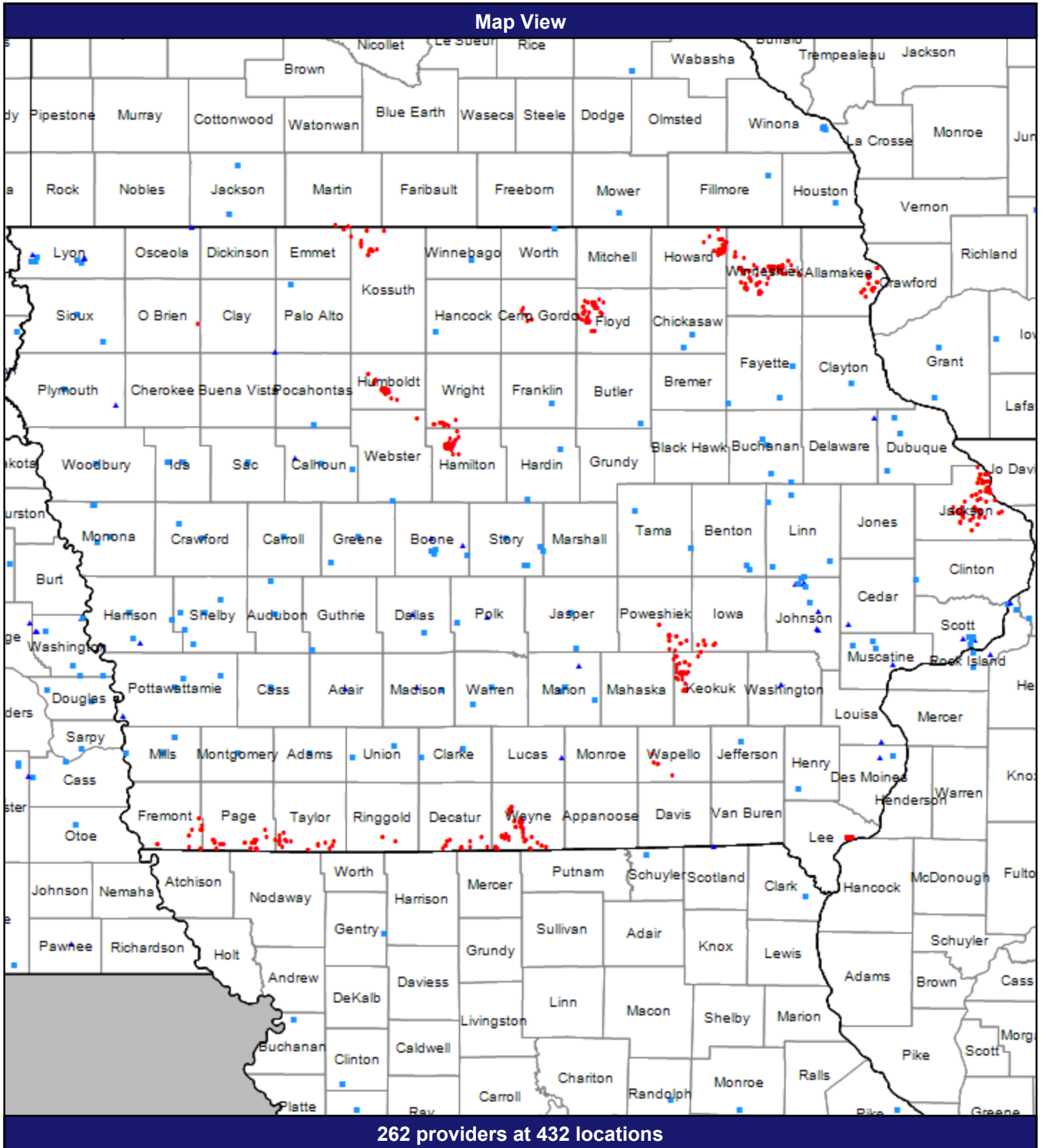
1 (General Optometry) provider in 30 miles

Service Areas

- Iowa

44.64 miles

Other Services - Lab and X-ray Services - Iowa Members - Less than 100% Sta



© 2024 Quest Analytics, LLC.

November 22, 2024

Lab and X-ray Services

Total Providers: 262

- Single providers (333)
- ▲ Multiple providers (99)

Lab and X-ray Services - 1 in 30 Miles

Employee Group

All Members (Iowa)

Provider Group

Lab and X-ray Services

240,889 employee locations


● Without access (2,773)

The Access Standard is defined as (All Members (Iowa)) employees accessing:

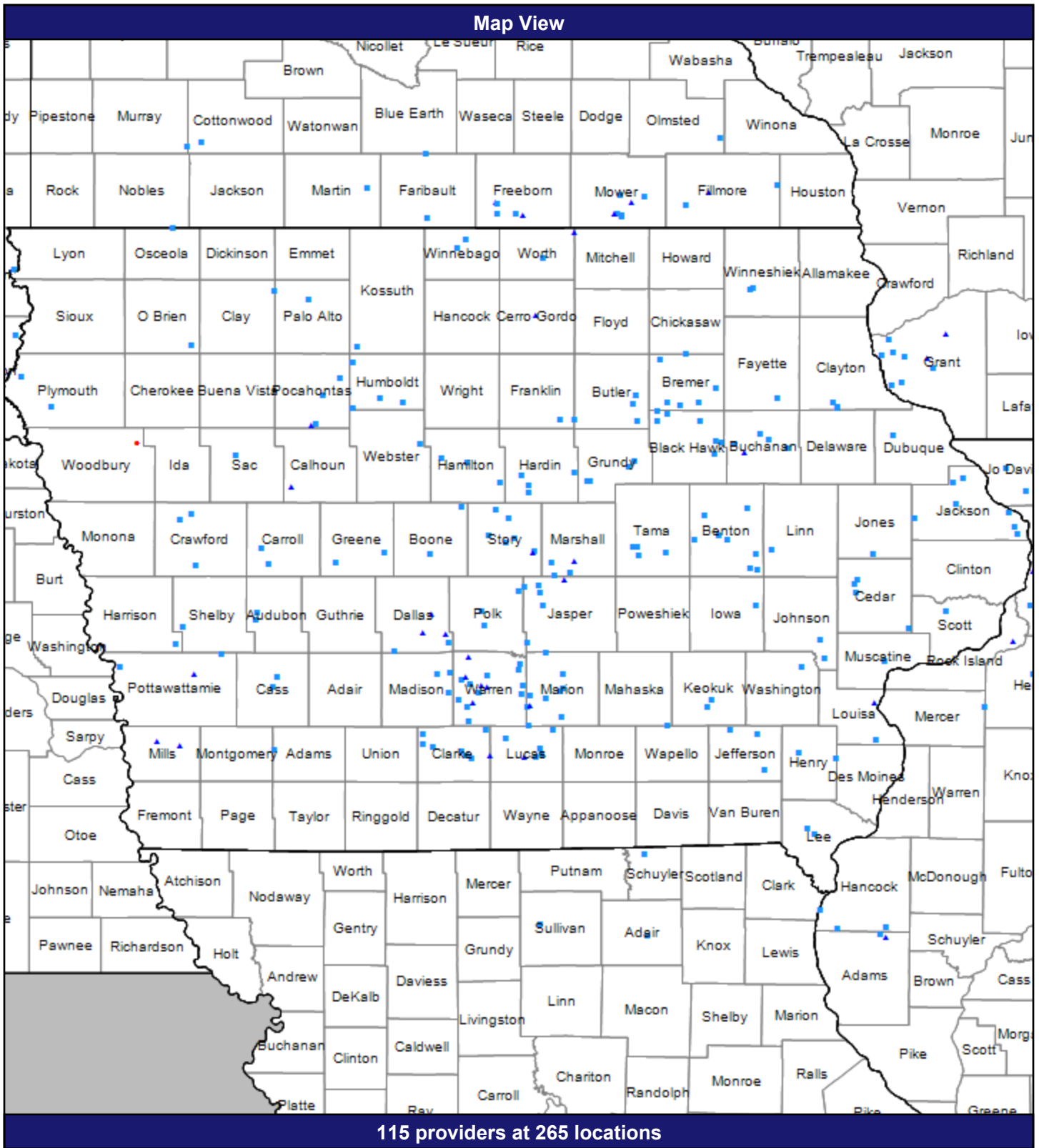
1 (Lab and X-ray Services) provider in 30 miles

Service Areas

□ Iowa



Long Term Care Services - ICF/ID: Individuals with Intellectual Disabilities - Urban



© 2024 Quest Analytics, LLC.

November 22, 2024

ICF/ID: Individuals with Intellectual Disabilities

Total Providers: 115

- Single providers (230)
- ▲ Multiple providers (35)

ICF/ID: Individuals with Intellectual Disabilities - Urban - 1 in 30 Miles

Employee Group

All Facility ICF/ID Urban Members (Iowa)

Provider Group

ICF/ID: Individuals with Intellectual Disabilities

2,259 employee locations

- Without access (5)

The Access Standard is defined as (All Facility ICF/ID Urban Members (Iowa)) employees accessing:

1 (ICF/ID: Individuals with Intellectual Disabilities) provider in 30 miles

Service Areas

- Iowa