

## B-11. Exceptions Provider Maps

PAHP: Delta Dental of Iowa

Product: All Dental

Reporting Period: SFY2025 Q1

Date Prepared: 10/08/2024

## Table of Contents

### Contents

Table of Contents .....	2
Table 1: Primary Care Dentist Access Standards Section .....	3
Table 2: Oral Surgery Access Standards Section .....	4
Table 3: Orthodontist Access Standards Section .....	5
Table 4: Pediatric Dentist Access Standards Section .....	6
Table 5: Periodontist Access Standards Section .....	7
Table 5A Map – Periodontist – Delta Dental Hawki - Less Than [100%] Standard .....	8
Table 5B Map – Periodontist – Delta Dental DWP - Less Than [100%] Standard .....	9
Table 6: Prosthodontist Access Standards Section .....	10
Table 6A Map – Prosthodontist – Delta Dental Hawki - Less Than [100%] Standard .....	11
Table 6B Map – Prosthodontist – Delta Dental DWP - Less Than [100%] Standard .....	12
Table 7: Endodontist Access Standards Section .....	13
Table 7A Map – Endodontist – Delta Dental Hawki - Less Than [100%] Standard .....	14
Table 7B Map – Endodontist – Delta Dental DWP - Less Than [100%] Standard .....	15

### Table 1: Primary Care Dentist Access Standards Section

Table displays the percentage of members within the contract standards for Primary Care Dentist and if the contract standard was met (Y/N). The contract standard is 100% with access within 30 minutes or 30 miles from personal residence. Percentages marked in red did not meet contract standards.

Provider Type	Time/Distance Standard	Provider Count	Members with Access	Percentage with Access	Standard Met (Y/N)	Avg Distance (Miles)
Delta Dental - Hawki	30 minutes or miles	974	68,033	100%	Y	3.3
Delta Dental - DWP	30 minutes or miles	685	381,188	100%	Y	4.0

### Table 2: Oral Surgery Access Standards Section

Table displays the percentage of members within the contract standards for Oral Surgery and if the contract standard was met (Y/N). The contract standard is 60 minutes or miles for 75% of Population 90 minutes or miles for 100% of Population. Percentages marked in red did not meet contract standards.

Provider Type	Time/Distance Standard	Provider Count	Members with Access	% with Access	Standard Met (Y/N)	Avg Distance (Miles)
Delta Dental - Hawki	60 minutes or miles	68	64,549	94.9%	Y	19.4
Delta Dental - Hawki	90 minutes or miles	68	67,792	99.6%	Y	19.4
Delta Dental - DWP	60 minutes or miles	57	346,502	90.9%	Y	21.0
Delta Dental - DWP	90 minutes or miles	57	374,054	98.1%	Y	21.0

### Table 3: Orthodontist Access Standards Section

Table displays the percentage of members within the contract standards for Orthodontists and if the contract standard was met (Y/N). The contract standard is 60 minutes or miles for 75% of Population 90 minutes or miles for 100% of Population. Percentages marked in red did not meet contract standards.

Provider Type	Time/Distance Standard	Provider Count	Members with Access	% with Access	Standard Met (Y/N)	Avg Distance (Miles)
Delta Dental - Hawki	60 minutes or miles	63	67,350	99.0%	Y	11.9
Delta Dental - Hawki	90 minutes or miles	63	68,033	100%	Y	11.9
Delta Dental - DWP	60 minutes or miles	44	354,843	93.1%	Y	18.3
Delta Dental - DWP	90 minutes or miles	44	381,188	100%	Y	18.3

### Table 4: Pediatric Dentist Access Standards Section

Table displays the percentage of members within the contract standards for Pediatric Dentists and if the contract standard was met (Y/N). The contract standard is 60 minutes or miles for 75% of Population 90 minutes or miles for 100% of Population. Percentages marked in red did not meet contract standards.

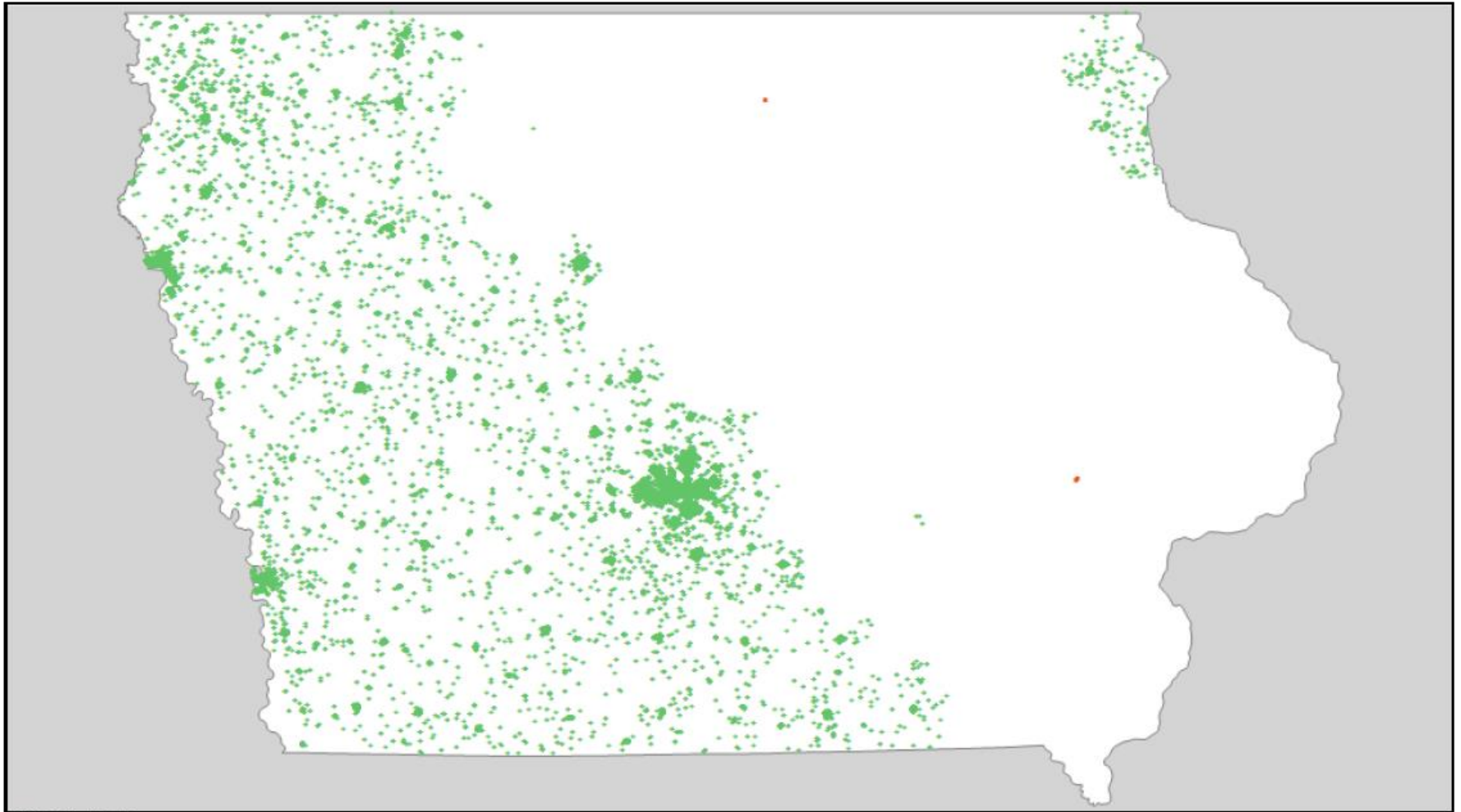
Provider Type	Time/Distance Standard	Provider Count	Members with Access	% with Access	Standard Met (Y/N)	Avg Distance (Miles)
Delta Dental - Hawki	60 minutes or miles	90	67,009	98.5%	Y	14.8
Delta Dental - Hawki	90 minutes or miles	90	68,033	100%	Y	14.8
Delta Dental - DWP	60 minutes or miles	81	376,378	98.7%	Y	13.7
Delta Dental - DWP	90 minutes or miles	81	381,188	100%	Y	13.7

### Table 5: Periodontist Access Standards Section

Table displays the percentage of members within the contract standards for Periodontists and if the contract standard was met (Y/N). The contract standard is 60 minutes or miles for 75% of Population 90 minutes or miles for 100% of Population. Percentages marked in red did not meet contract standards.

Provider Type	Time/Distance Standard	Provider Count	Members with Access	% with Access	Standard Met (Y/N)	Avg Distance (Miles)
Delta Dental - Hawki	60 minutes or miles	10	13,614	20.0%	N	88.9
Delta Dental - Hawki	90 minutes or miles	10	26,516	39.0%	N	88.9
Delta Dental - DWP	60 minutes or miles	11	123,656	32.4%	N	58.1
Delta Dental - DWP	90 minutes or miles	11	243,896	64.0%	N	58.1

Table 5A Map – Periodontist – Delta Dental Hawki - Less Than [100%] Standard



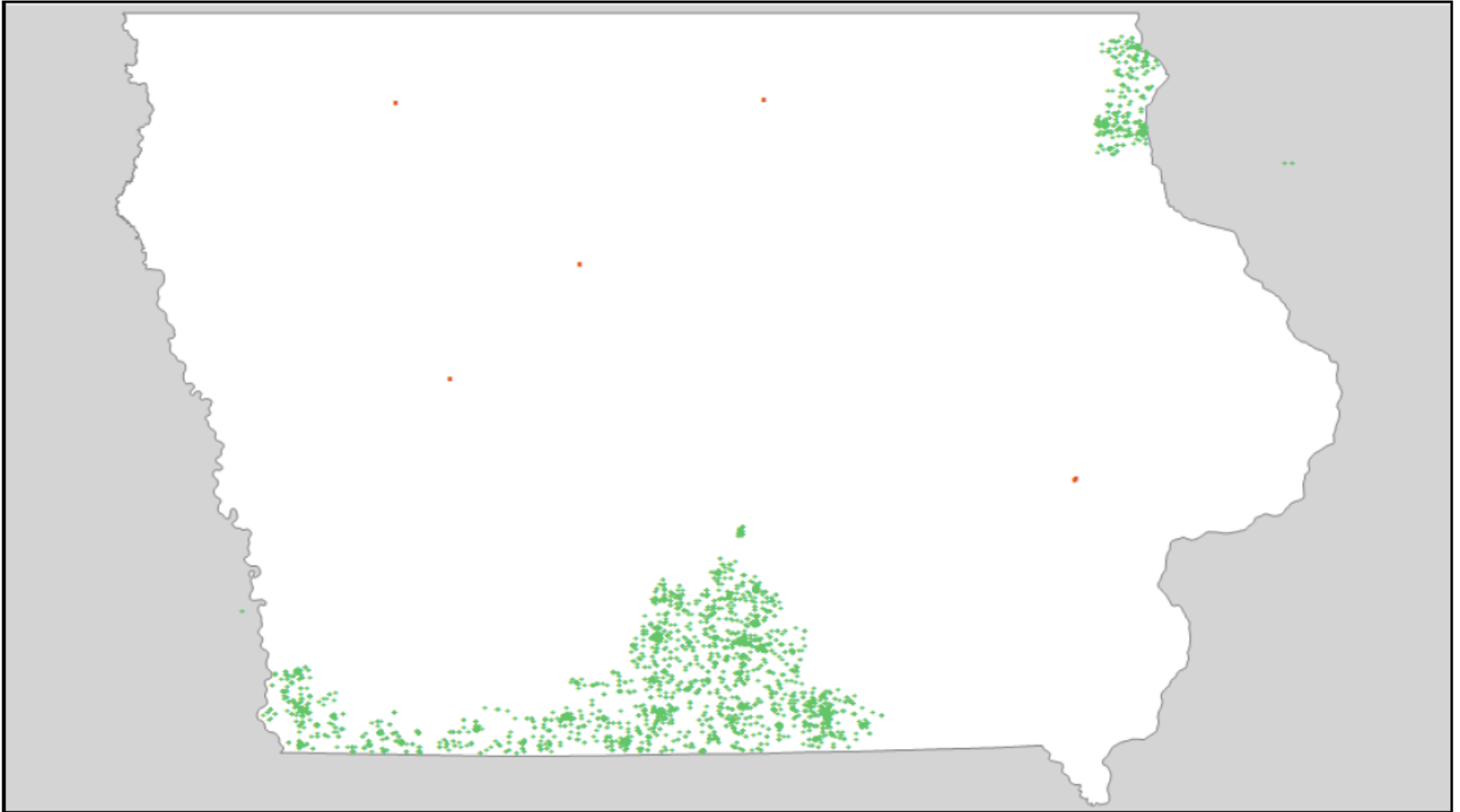
© 2024 Quest Analytics, LLC.

◆ Members - 39.0% With Access (26,516 Members); 61.0% Without Access (41,517 Members)

■ Providers - 10 Contracted Dentists



Table 5B Map – Periodontist – Delta Dental DWP - Less Than [100%] Standard



© 2024 Quest Analytics, LLC.

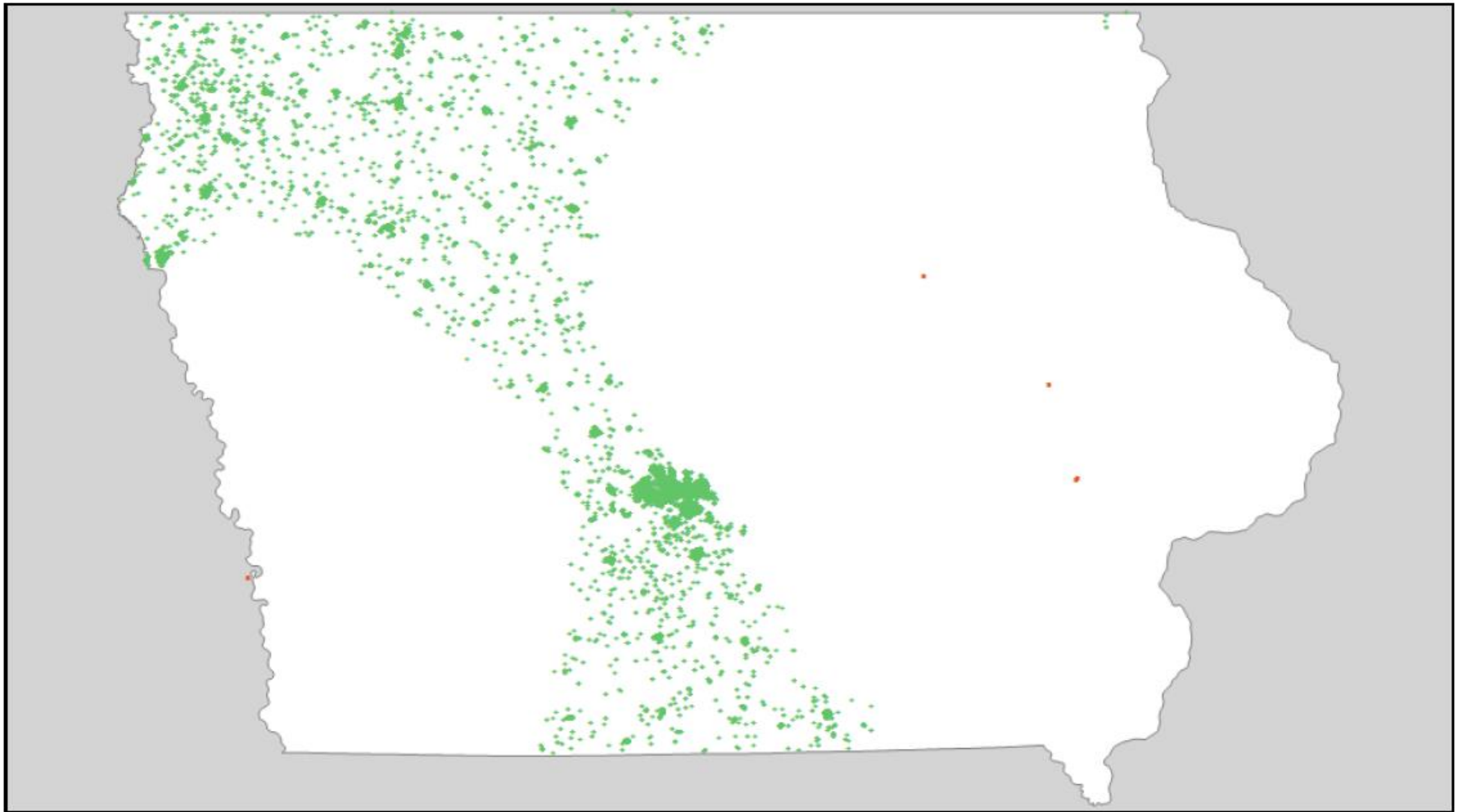
- ◆ Members - 64.0% With Access (243,896 Members); 36.0% Without Access (137,292 Members)
- Providers - 11 Contracted Dentists

### Table 6: Prosthodontist Access Standards Section

Table displays the percentage of members within the contract standards for Prosthodontists Dentist and if the contract standard was met (Y/N). The contract standard is 60 minutes or miles for 75% of Population 90 minutes or miles for 100% of Population. Percentages marked in red did not meet contract standards.

Provider Type	Time/Distance Standard	Provider Count	Members with Access	% with Access	Standard Met (Y/N)	Avg Distance (Miles)
Delta Dental - Hawki	60 minutes or miles	22	21,090	31.0%	N	67.1
Delta Dental - Hawki	90 minutes or miles	22	33,464	49.2%	N	67.1
Delta Dental - DWP	60 minutes or miles	21	84,007	22.0%	N	72.9
Delta Dental - DWP	90 minutes or miles	21	222,279	58.3%	N	72.9

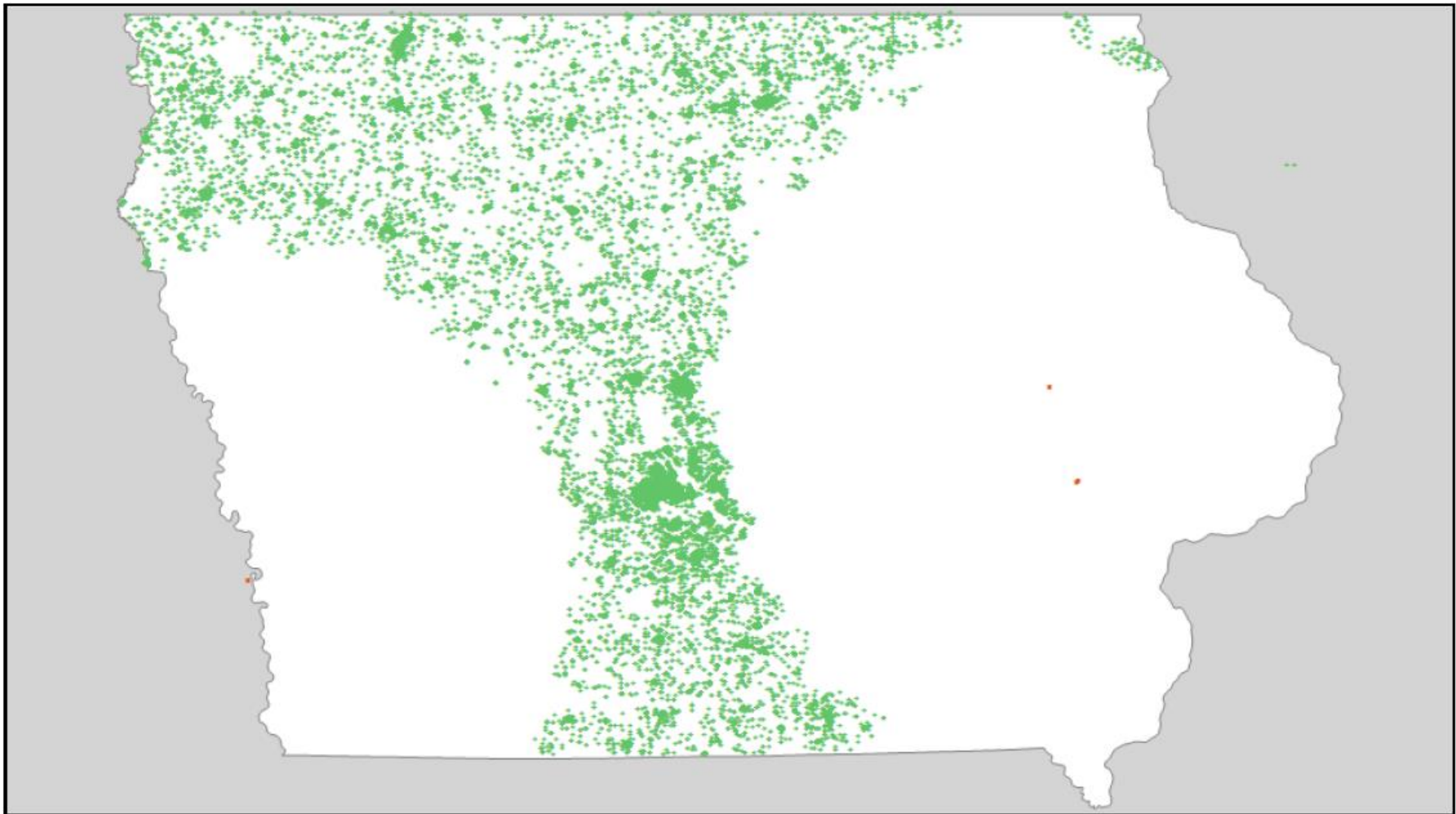
Table 6A Map – Prosthodontist – Delta Dental Hawki - Less Than [100%] Standard



© 2024 Quest Analytics, LLC.

- ◆ Members - 49.2% With Access (33,464 Members); 50.8% Without Access (34,569 Members)
- Providers - 22 Contracted Dentists

Table 6B Map – Prosthodontist – Delta Dental DWP - Less Than [100%] Standard



© 2024 Quest Analytics, LLC.

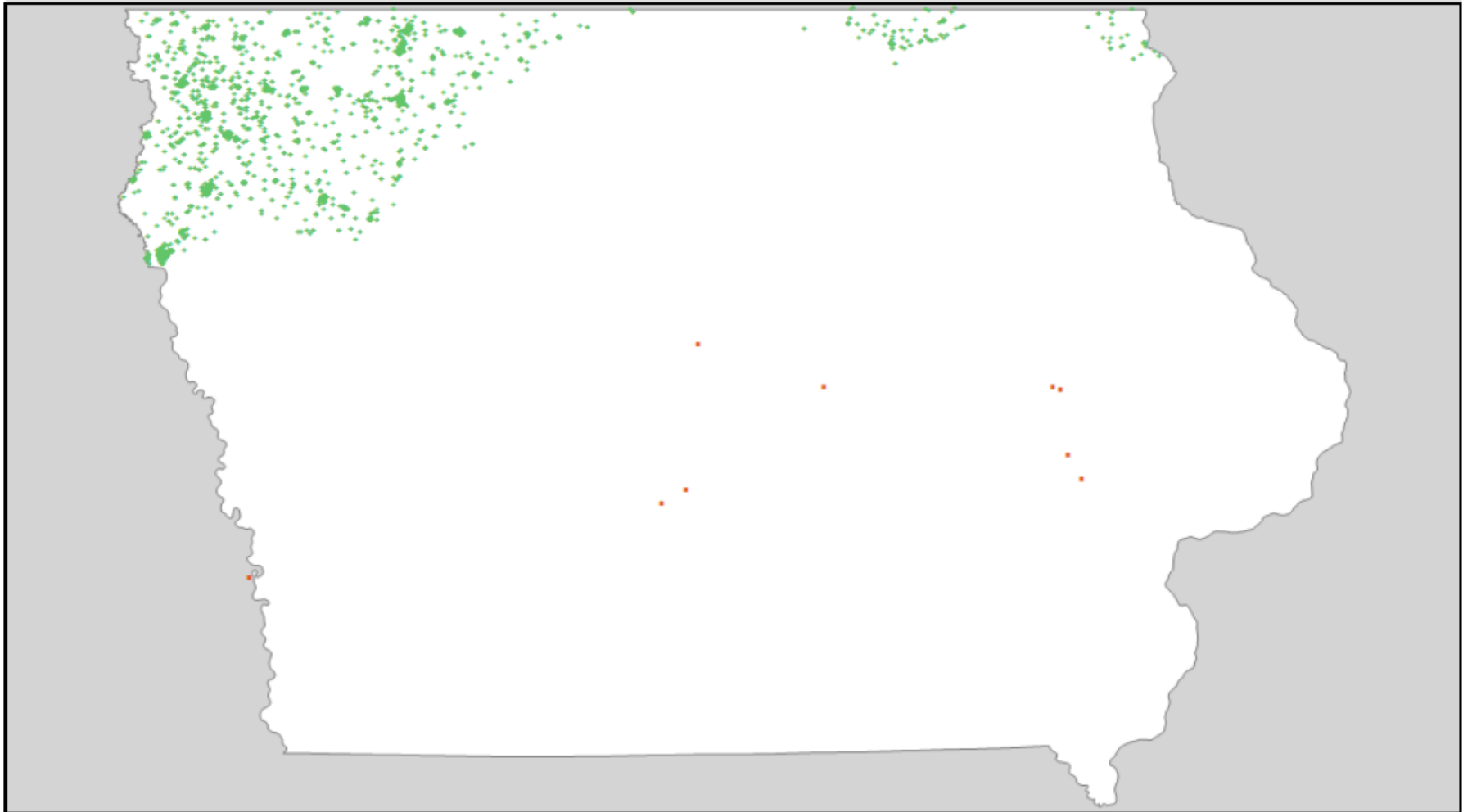
- ◆ Members - 58.3% With Access (222,279 Members); 41.7% Without Access (158,909 Members)
- Providers - 21 Contracted Dentists

### Table 7: Endodontist Access Standards Section

Table displays the percentage of members within the contract standards for Endodontists and if the contract standard was met (Y/N). The contract standard is 60 minutes or miles for 75% of Population 90 minutes or miles for 100% of Population. Percentages marked in red did not meet contract standards.

Provider Type	Time/Distance Standard	Provider Count	Members with Access	% with Access	Standard Met (Y/N)	Avg Distance (Miles)
Delta Dental - Hawki	60 minutes or miles	13	38,925	57.2%	N	44.5
Delta Dental - Hawki	90 minutes or miles	13	54,949	80.8%	N	44.5
Delta Dental - DWP	60 minutes or miles	8	179,466	47.1%	N	46.6
Delta Dental - DWP	90 minutes or miles	8	275,737	72.3%	N	46.6

Table 7A Map – Endodontist – Delta Dental Hawki - Less Than [100%] Standard

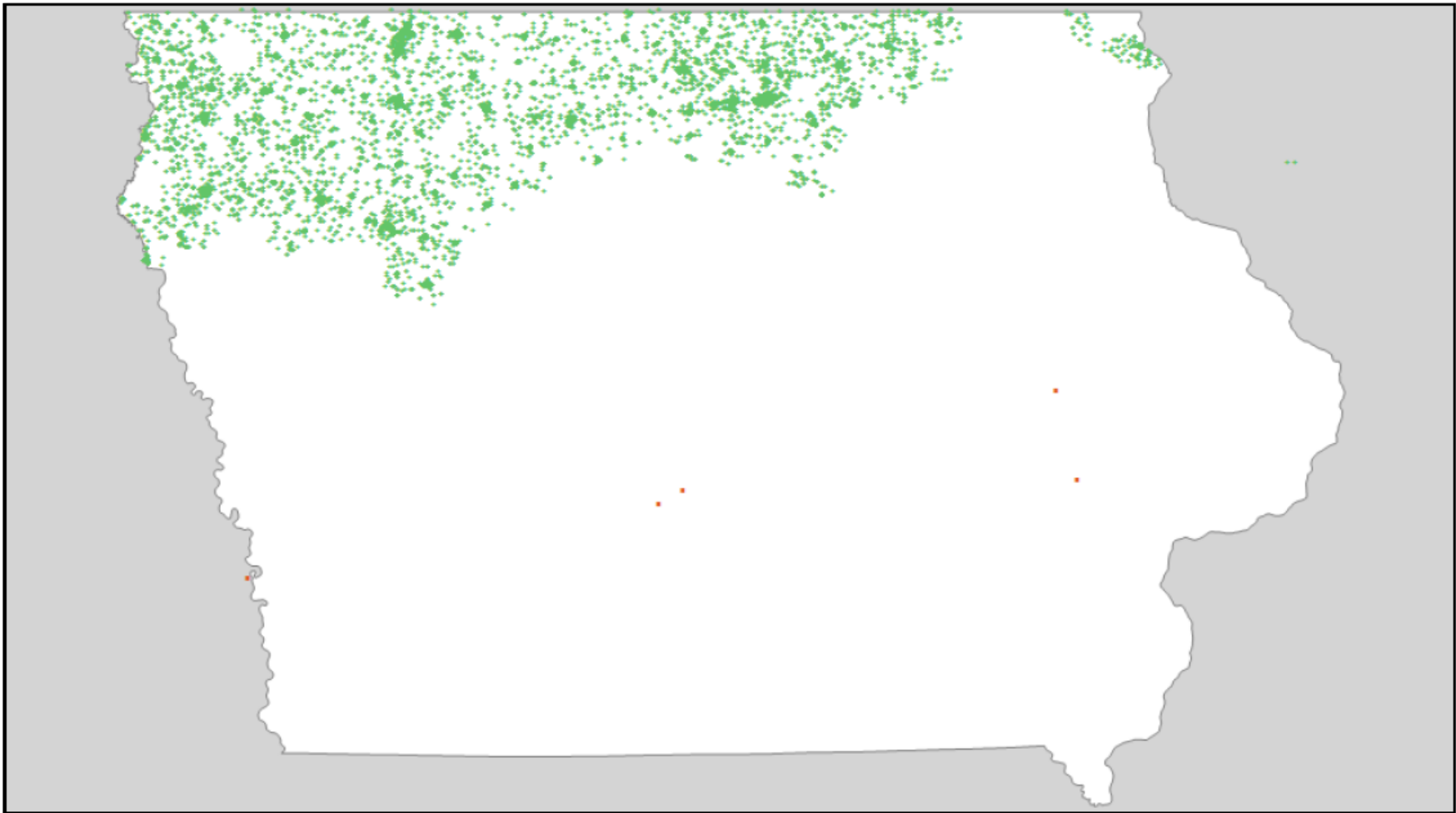


© 2024 Quest Analytics, LLC.

◆ Members - 80.8% With Access (54,949 Members); 19.2% Without Access (13,084 Members)

■ Providers - 13 Contracted Dentists

Table 7B Map – Endodontist – Delta Dental DWP - Less Than [100%] Standard



© 2024 Quest Analytics, LLC.

- ◆ Members - 72.3% With Access (275,737 Members); 27.7% Without Access (105,451 Members)
- Providers - 8 Contracted Dentists