

B-11. Exceptions Provider Maps

PAHP: Delta Dental of Iowa

Product: All Dental

Reporting Period: SFY2025 Q2

Date Prepared: 01/16/2025

Table of Contents

Contents

Table of Contents.....	2
Table 1: Primary Care Dentist Access Standards Section	3
Table 2: General Dentist Access Standards Section	4
Table 3: Oral Surgery Access Standards Section.....	5
Table 3A Map – Oral Surgeon – Delta Dental Hawki - Less Than [100%] Standard	6
Table 3A Map – Oral Surgeon – Delta Dental DWP - Less Than [100%] Standard	7
Table 4: Orthodontist Access Standards Section	8
Table 5: Pediatric Dentist Access Standards Section	9
Table 6: Periodontist Access Standards Section	10
Table 6A Map – Periodontist – Delta Dental Hawki - Less Than [100%] Standard.....	11
Table 6B Map – Periodontist – Delta Dental DWP - Less Than [100%] Standard.....	12
Table 7: Prosthodontist Access Standards Section.....	13
Table 7A Map – Prosthodontist – Delta Dental Hawki - Less Than [100%] Standard	14
Table 7B Map – Prosthodontist – Delta Dental DWP - Less Than [100%] Standard	15
Table 8: Endodontist Access Standards Section	16
Table 8A Map – Endodontist – Delta Dental Hawki - Less Than [100%] Standard.....	17
Table 8B Map – Endodontist – Delta Dental DWP - Less Than [100%] Standard.....	18

Table 1: Primary Care Dentist Access Standards Section

Table displays the percentage of members within the contract standards for Primary Care Dentist and if the contract standard was met (Y/N). This count of Primary Care Dentists includes General Dentists as well as Pediatric Dentists. The contract standard is 100% with access within 30 minutes or 30 miles from personal residence. Percentages marked in red did not meet contract standards.

Provider Type	Time/Distance Standard	Provider Count	Members with Access	Percentage with Access	Standard Met (Y/N)	Avg Distance (Miles)
Delta Dental - Hawki	30 minutes or miles	1,061	68,311	100%	Y	3.2
Delta Dental - DWP	30 minutes or miles	758	385,364	100%	Y	3.7

Table 2: General Dentist Access Standards Section

Table displays the percentage of members within the contract standards for General Dentists and if the contract standard was met (Y/N). This table displays information regarding only the General Dentists that are included in the General Dentists calculations above. The contract standard is 100% with access within 30 minutes or 30 miles from personal residence. Percentages marked in red did not meet contract standards.

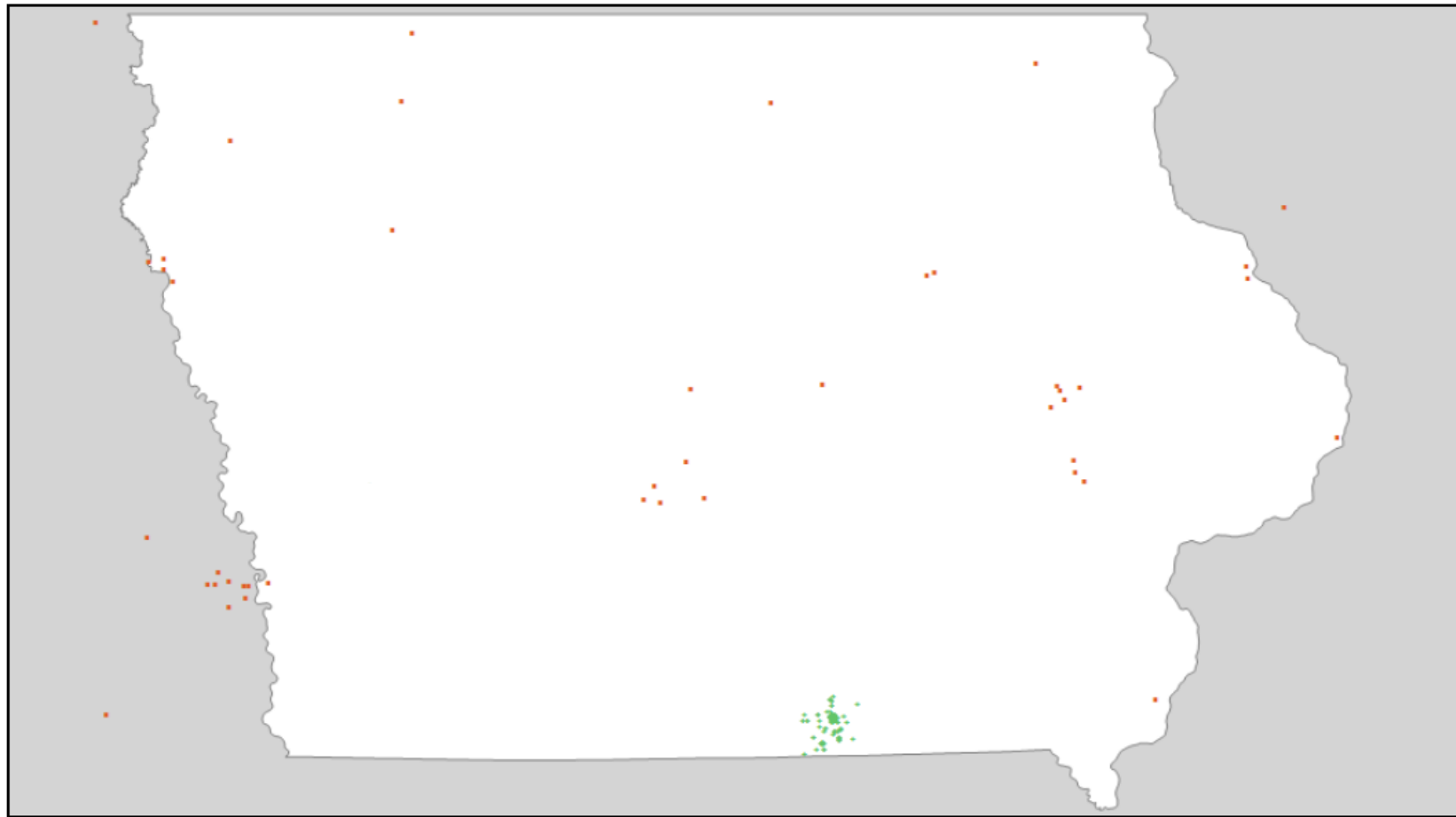
Provider Type	Time/Distance Standard	Provider Count	Members with Access	Percentage with Access	Standard Met (Y/N)	Avg Distance (Miles)
Delta Dental - Hawki	30 minutes or miles	972	68,311	100%	Y	3.3
Delta Dental - DWP	30 minutes or miles	678	385,364	100%	Y	4.0

Table 3: Oral Surgery Access Standards Section

Table displays the percentage of members within the contract standards for Oral Surgery and if the contract standard was met (Y/N). The contract standard is 60 minutes or miles for 75% of Population 90 minutes or miles for 100% of Population. Percentages marked in **red** did not meet contract standards.

Provider Type	Time/Distance Standard	Provider Count	Members with Access	% with Access	Standard Met (Y/N)	Avg Distance (Miles)
Delta Dental - Hawki	60 minutes or miles	68	64,844	94.9%	Y	19.2
Delta Dental - Hawki	90 minutes or miles	68	68,066	99.6%	N	19.2
Delta Dental - DWP	60 minutes or miles	57	350,638	91%	Y	20.4
Delta Dental - DWP	90 minutes or miles	57	378,190	98.1%	N	20.4

Table 3A Map – Oral Surgeon – Delta Dental Hawki - Less Than [100%] Standard




© 2024 Quest Analytics, LLC.

◆ Members - 99.6% With Access (68,066 Members); 0.4% Without Access (245 Members)

■ Providers - 68 Contracted Dentists

Table 3A Map – Oral Surgeon – Delta Dental DWP - Less Than [100%] Standard



© 2024 Quest Analytics, LLC.

◆ Members - 98.1% With Access (378,190 Members); 1.9% Without Access (7,174 Members)

■ Providers - 57 Contracted Dentists

Table 4: Orthodontist Access Standards Section

Table displays the percentage of members within the contract standards for Orthodontists and if the contract standard was met (Y/N). The contract standard is 60 minutes or miles for 75% of Population 90 minutes or miles for 100% of Population. Percentages marked in red did not meet contract standards.

Provider Type	Time/Distance Standard	Provider Count	Members with Access	% with Access	Standard Met (Y/N)	Avg Distance (Miles)
Delta Dental - Hawki	60 minutes or miles	61	67,615	99.0%	Y	12.2
Delta Dental - Hawki	90 minutes or miles	61	68,311	100%	Y	12.2
Delta Dental - DWP	60 minutes or miles	43	363,315	94.3%	Y	19.2
Delta Dental - DWP	90 minutes or miles	43	385,364	100%	Y	19.2

Table 5: Pediatric Dentist Access Standards Section

Table displays the percentage of members within the contract standards for Pediatric Dentists and if the contract standard was met (Y/N). The contract standard is 60 minutes or miles for 75% of Population 90 minutes or miles for 100% of Population. Percentages marked in **red** did not meet contract standards.

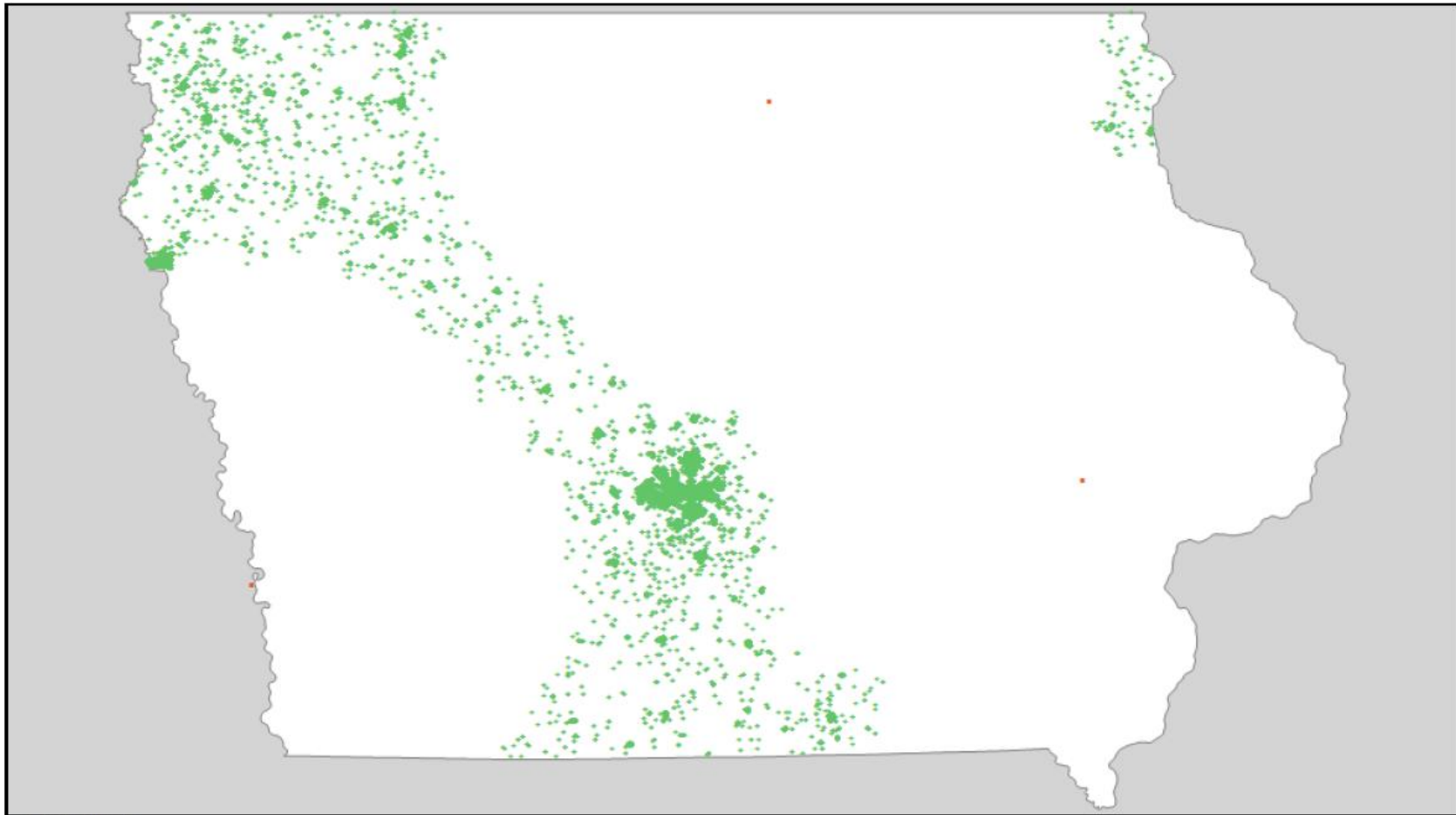
Provider Type	Time/Distance Standard	Provider Count	Members with Access	% with Access	Standard Met (Y/N)	Avg Distance (Miles)
Delta Dental - Hawki	60 minutes or miles	89	67,261	98.5%	Y	14.3
Delta Dental - Hawki	90 minutes or miles	89	68,311	100%	Y	14.3
Delta Dental - DWP	60 minutes or miles	80	380,410	98.7%	Y	13.2
Delta Dental - DWP	90 minutes or miles	80	385,364	100%	Y	13.2

Table 6: Periodontist Access Standards Section

Table displays the percentage of members within the contract standards for Periodontists and if the contract standard was met (Y/N). The contract standard is 60 minutes or miles for 75% of Population 90 minutes or miles for 100% of Population. Percentages marked in red did not meet contract standards.

Provider Type	Time/Distance Standard	Provider Count	Members with Access	% with Access	Standard Met (Y/N)	Avg Distance (Miles)
Delta Dental - Hawki	60 minutes or miles	10	16,096	23.6%	N	72.2
Delta Dental - Hawki	90 minutes or miles	10	31,448	46%	N	72.2
Delta Dental - DWP	60 minutes or miles	12	219,834	57%	N	40.6
Delta Dental - DWP	90 minutes or miles	12	318,446	82.6%	N	40.6

Table 6A Map – Periodontist – Delta Dental Hawki - Less Than [100%] Standard

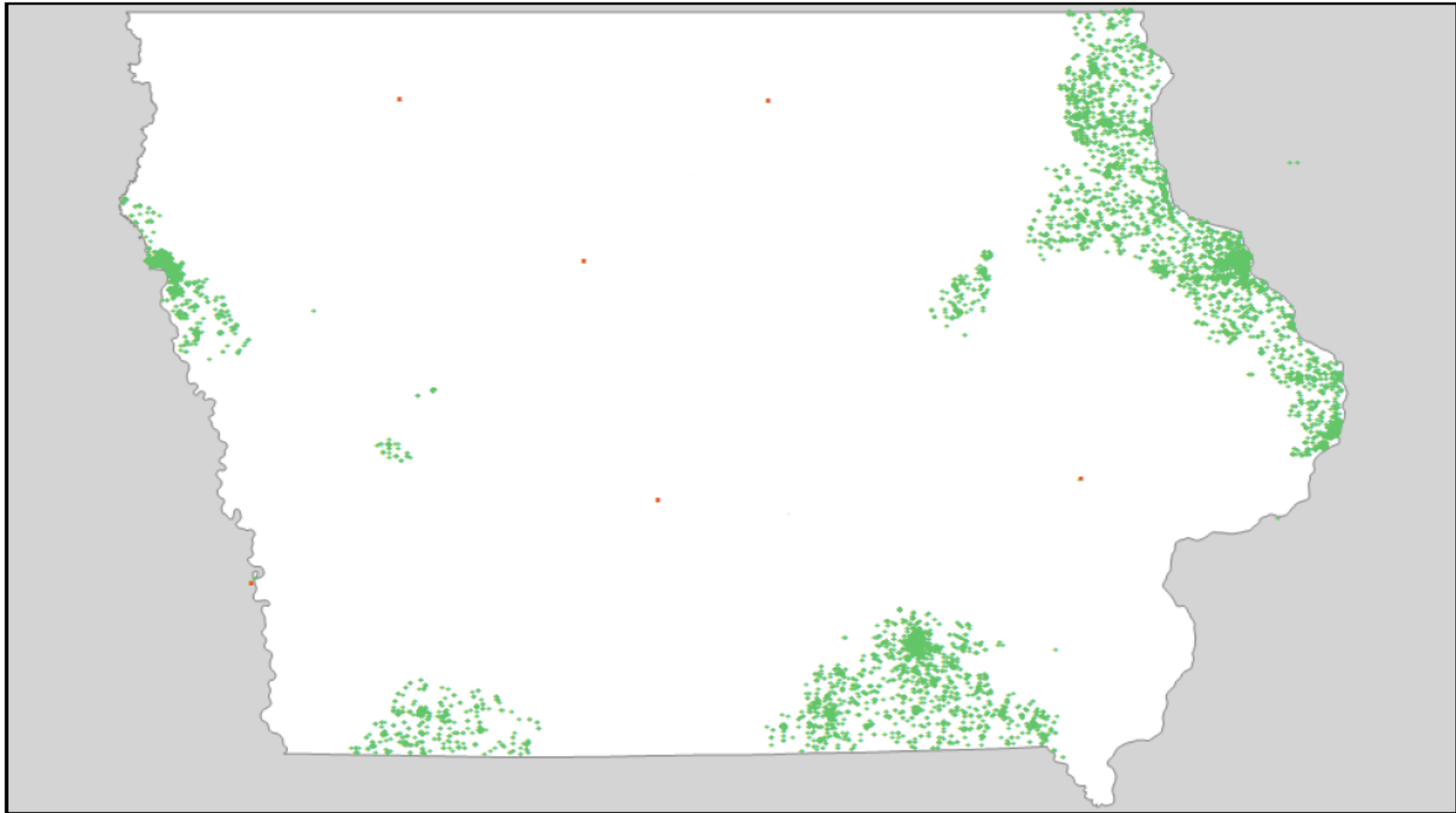


© 2024 Quest Analytics, LLC.

◆ Members - 46.0% With Access (31,448 Members); 54.0% Without Access (36,863 Members)

■ Providers - 10 Contracted Dentists

Table 6B Map – Periodontist – Delta Dental DWP - Less Than [100%] Standard



© 2024 Quest Analytics, LLC.

◆ Members - 82.6% With Access (318,446 Members); 17.4% Without Access (66,918 Members)

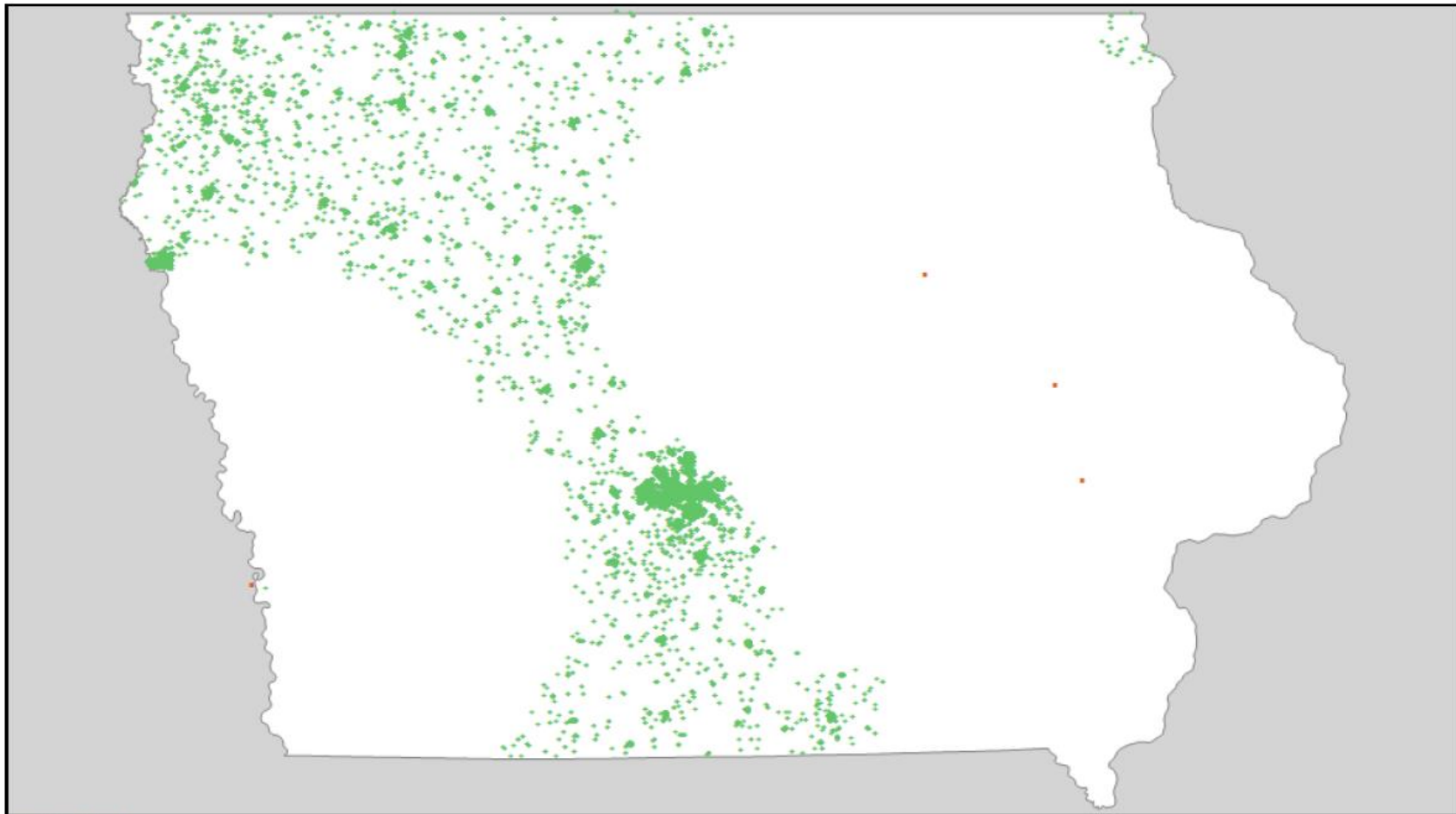
■ Providers - 12 Contracted Dentists

Table 7: Prosthodontist Access Standards Section

Table displays the percentage of members within the contract standards for Prosthodontists Dentist and if the contract standard was met (Y/N). The contract standard is 60 minutes or miles for 75% of Population 90 minutes or miles for 100% of Population. Percentages marked in **red** did not meet contract standards.

Provider Type	Time/Distance Standard	Provider Count	Members with Access	% with Access	Standard Met (Y/N)	Avg Distance (Miles)
Delta Dental - Hawki	60 minutes or miles	22	21,255	31.1%	N	66.9
Delta Dental - Hawki	90 minutes or miles	22	33,170	48.6%	N	66.9
Delta Dental - DWP	60 minutes or miles	21	84,328	21.9%	N	73.1
Delta Dental - DWP	90 minutes or miles	21	156,181	40.5%	N	73.1

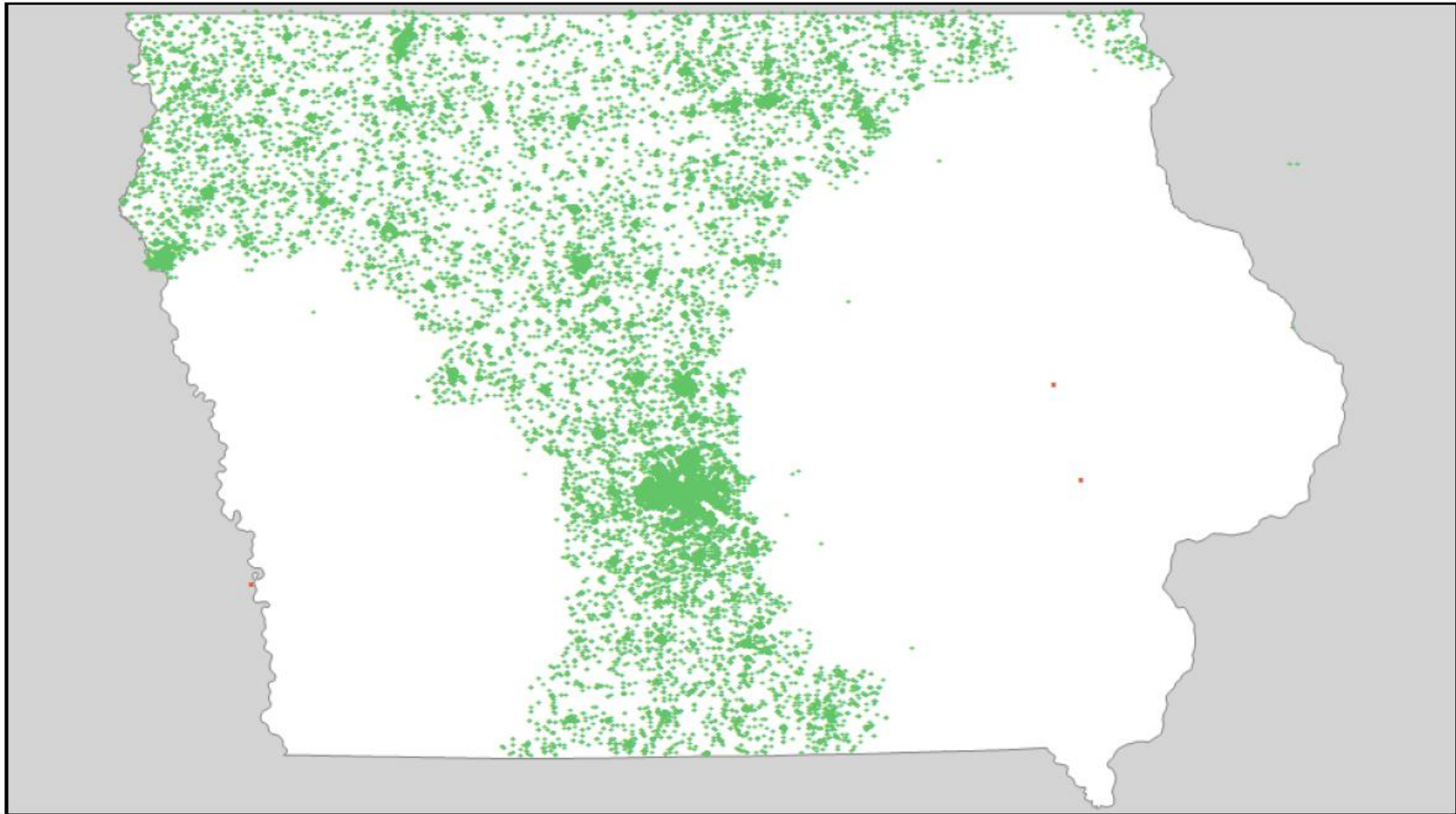
Table 7A Map – Prosthodontist – Delta Dental Hawki - Less Than [100%] Standard



© 2024 Quest Analytics, LLC.

- ◆ Members - 48.6% With Access (33,170 Members); 51.4 Without Access (35,141 Members)
- Providers - 22 Contracted Dentists

Table 7B Map – Prosthodontist – Delta Dental DWP - Less Than [100%] Standard



© 2024 Quest Analytics, LLC.

◆ Members - 40.5% With Access (156,181 Members); 59.5% Without Access (229,183 Members)

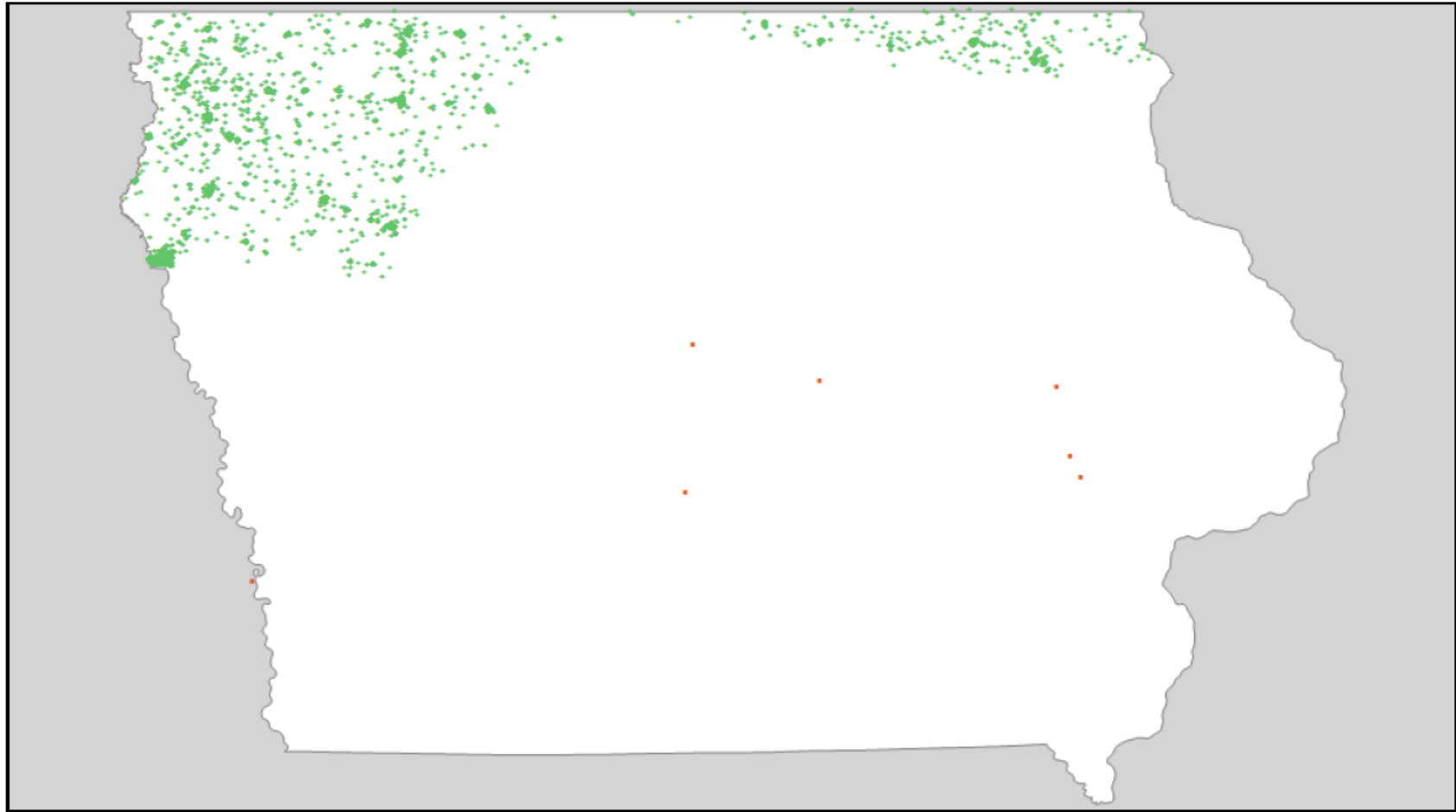
■ Providers - 21 Contracted Dentists

Table 8: Endodontist Access Standards Section

Table displays the percentage of members within the contract standards for Endodontists and if the contract standard was met (Y/N). The contract standard is 60 minutes or miles for 75% of Population 90 minutes or miles for 100% of Population. Percentages marked in red did not meet contract standards.

Provider Type	Time/Distance Standard	Provider Count	Members with Access	% with Access	Standard Met (Y/N)	Avg Distance (Miles)
Delta Dental - Hawki	60 minutes or miles	12	39,143	57.3%	N	44.8
Delta Dental - Hawki	90 minutes or miles	12	54,183	79.3%	N	44.8
Delta Dental - DWP	60 minutes or miles	7	175,619	45.6%	N	46.6
Delta Dental - DWP	90 minutes or miles	7	250,849	65.1%	N	46.6

Table 8A Map – Endodontist – Delta Dental Hawki - Less Than [100%] Standard

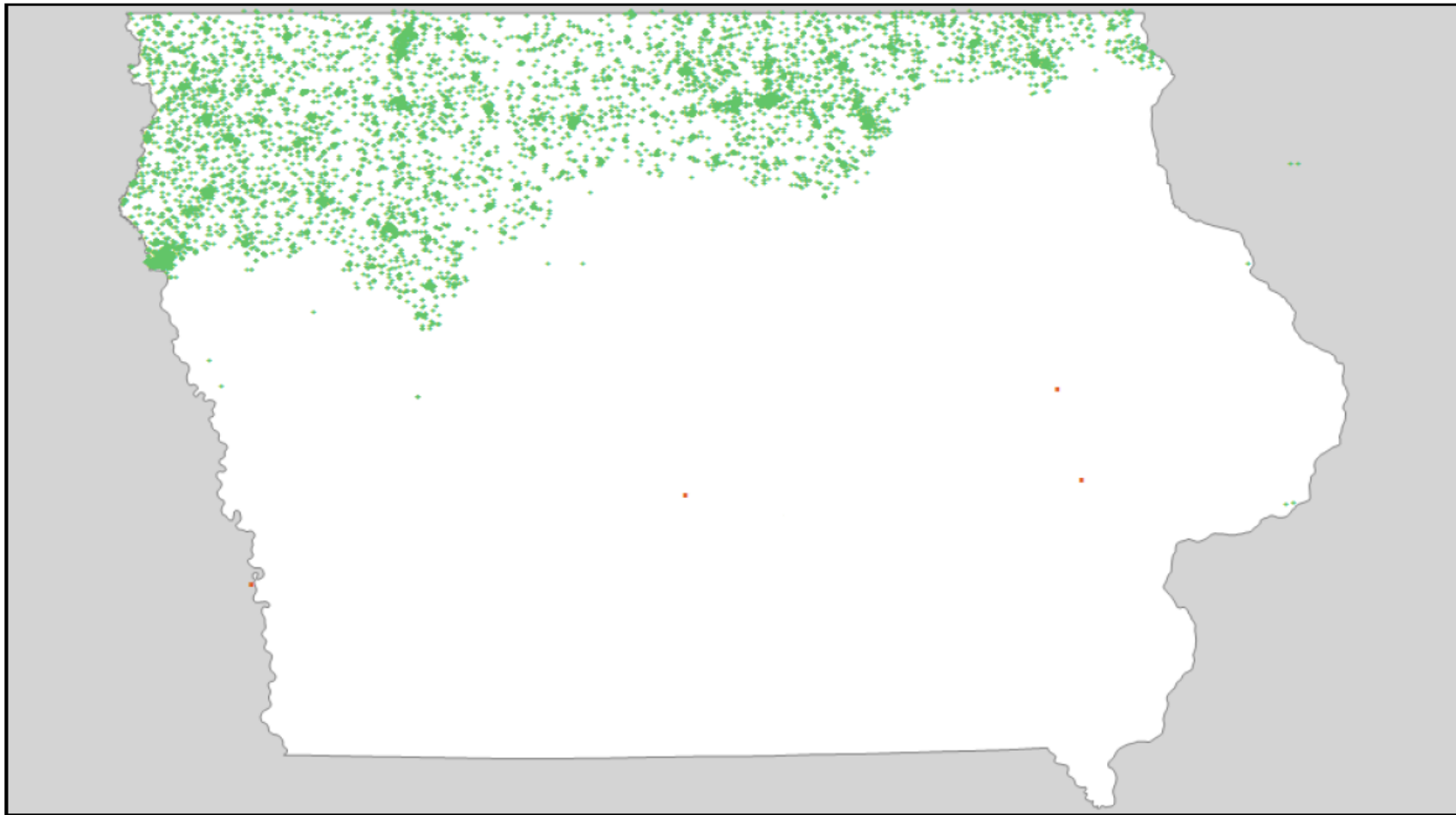


© 2024 Quest Analytics, LLC.

◆ Members - 79.3% With Access (54,183 Members); 20.7% Without Access (14,128 Members)

■ Providers - 12 Contracted Dentists

Table 8B Map – Endodontist – Delta Dental DWP - Less Than [100%] Standard



© 2024 Quest Analytics, LLC.

- ◆ Members - 65.1% With Access (250,849 Members); 34.9% Without Access (134,515 Members)
- Providers - 7 Contracted Dentists