



MCNA DENTAL Network Analysis

Managed Care Network Geographic Access Reports

SFY2025 Q2 Dec 31,2024

February 26, 2025

Contents

Report Contents

Access Overview 3

DWP Members: Primary Care Dentist, DWP Members: Endodontists, DWP Members: Endodontists, DWP Members: Oral Surgeons, DWP Members: Oral Surgeons, DWP Members: Orthodontists, DWP Members: Orthodontists, DWP Members: Periodontists, DWP Members: Periodontists, DWP Members: Prosthodontists, DWP Members: Prosthodontists, DWP Members: Pedodontists, DWP Members: Pedodontists

Access Summary Detail 16

DWP Members: Primary Care Dentist, DWP Members: Endodontists, DWP Members: Endodontists, DWP Members: Oral Surgeons, DWP Members: Oral Surgeons, DWP Members: Orthodontists, DWP Members: Orthodontists, DWP Members: Periodontists, DWP Members: Periodontists, DWP Members: Prosthodontists, DWP Members: Prosthodontists, DWP Members: Pedodontists, DWP Members: Pedodontists

Access Detail by County 17

DWP Members: Primary Care Dentist, DWP Members: Endodontists, DWP Members: Endodontists, DWP Members: Oral Surgeons, DWP Members: Oral Surgeons, DWP Members: Orthodontists, DWP Members: Orthodontists, DWP Members: Periodontists, DWP Members: Periodontists, DWP Members: Prosthodontists, DWP Members: Prosthodontists, DWP Members: Pedodontists, DWP Members: Pedodontists

February 26, 2025

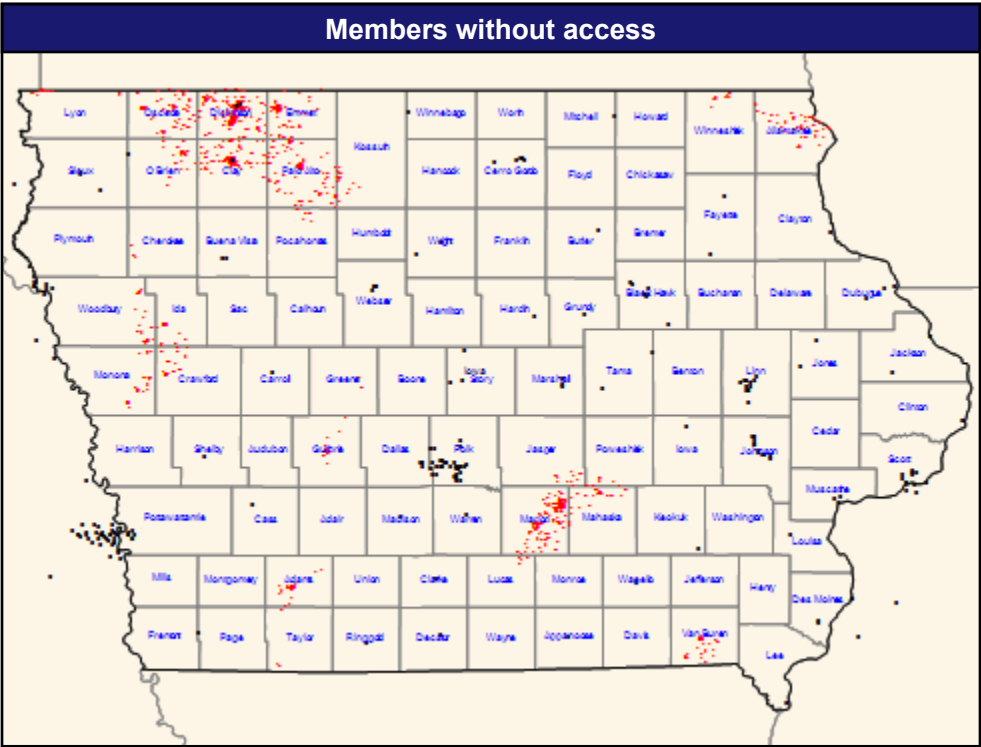
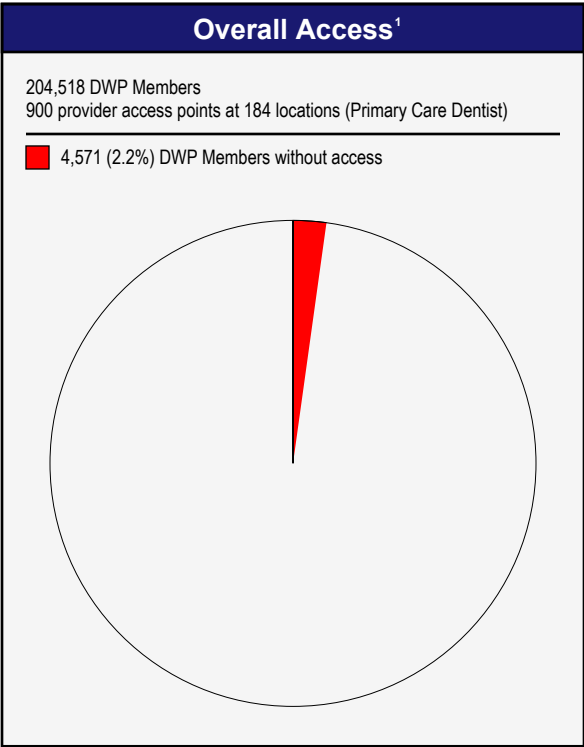
Access Analysis
All Access
DWP Member / Provider Groups
DWP Members
Primary Care Dentist

Access Map
DWP Member locations
Without access

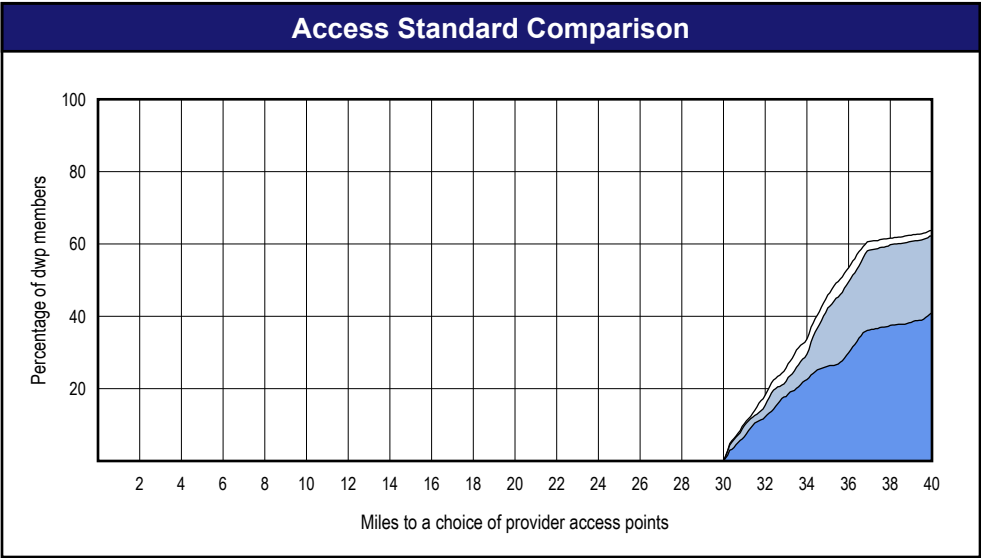
Comparison Graph
Percent of dwp members with access to a choice of provider access points over miles

- 1st closest
- 2nd closest
- 3rd closest

¹ The Access Standard is defined as (DWP Members) dwp members accessing:
1 (Primary Care Dentist) provider access points in 30 miles or 30 minutes



Distances/Times	
	Average
Distance/Time to 1st closest provider access points	38.4 miles 45.6 mins
Distance/Time to 2nd closest provider access points	40.1 miles 48.0 mins
Distance/Time to 3rd closest provider access points	44.5 miles 53.3 mins



February 26, 2025

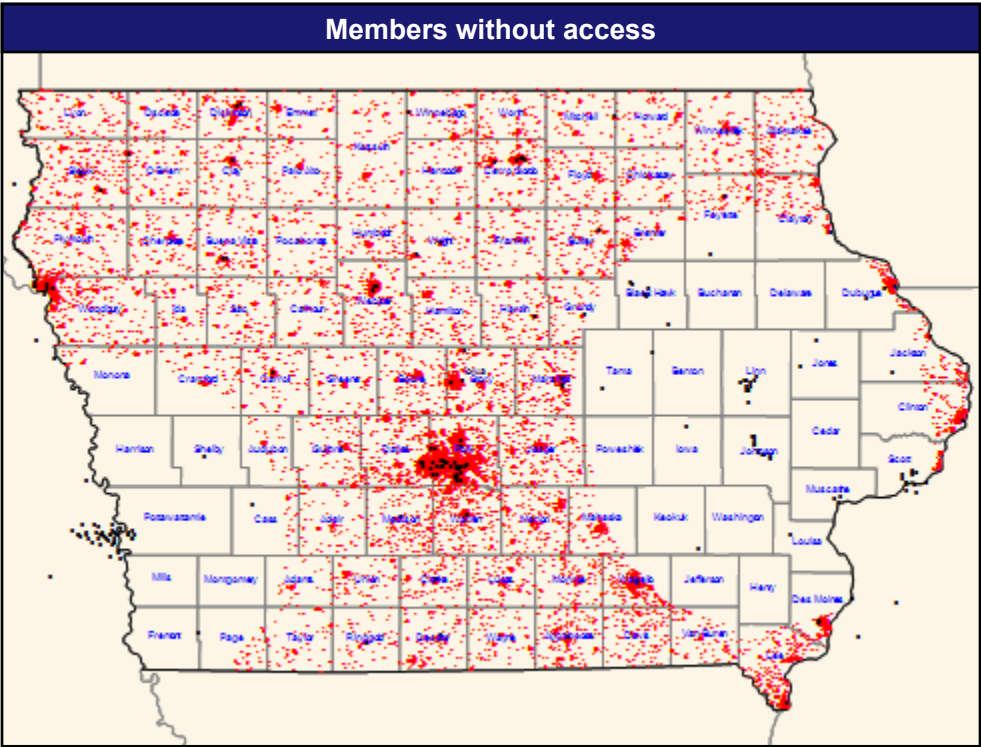
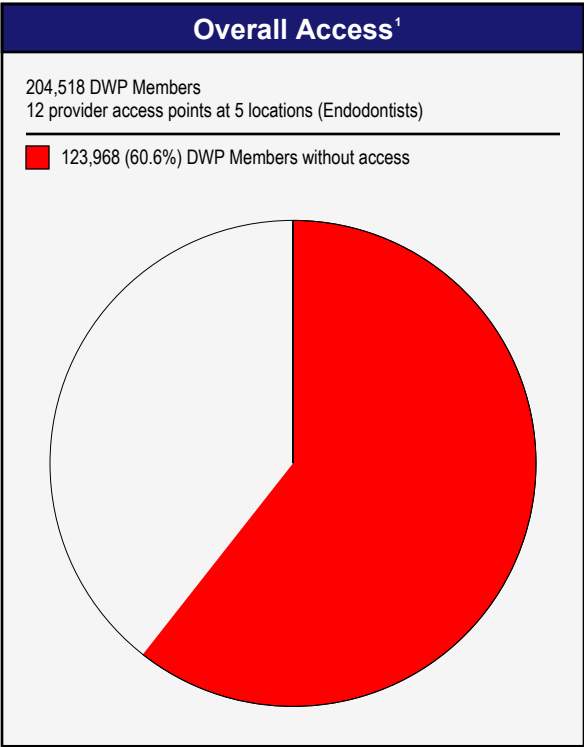
Access Analysis
All Access
DWP Member / Provider Groups
DWP Members
Endodontists

Access Map
DWP Member locations
Without access

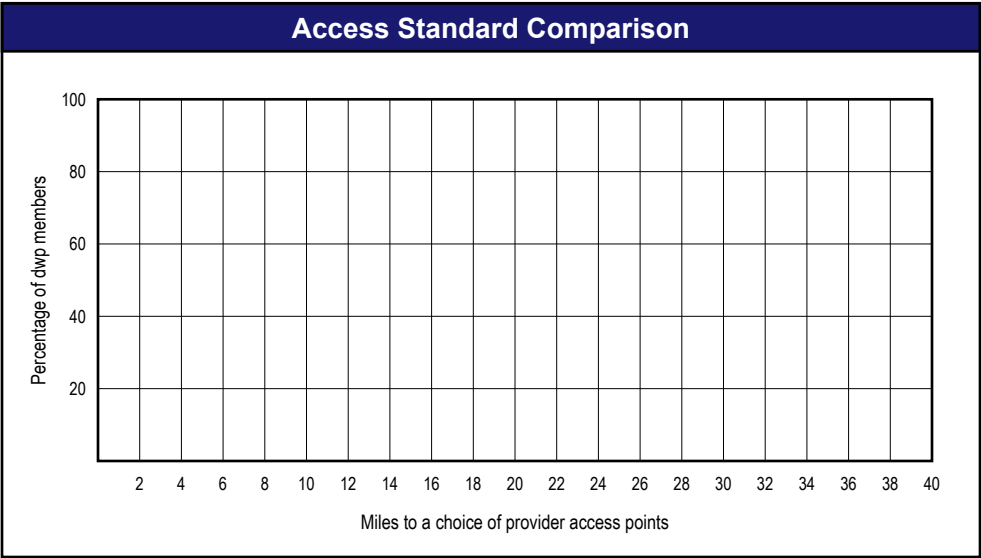
Comparison Graph
Percent of dwp members with access to a choice of provider access points over miles

- 1st closest
- 2nd closest
- 3rd closest

¹ The Access Standard is defined as (DWP Members) dwp members accessing:
1 (Endodontists) provider access points in 60 miles or 60 minutes



Distances/Times	
	Average
Distance/Time to 1st closest provider access points	96.7 miles 153.6 mins
Distance/Time to 2nd closest provider access points	100.4 miles 159.0 mins
Distance/Time to 3rd closest provider access points	100.4 miles 159.0 mins



February 26, 2025

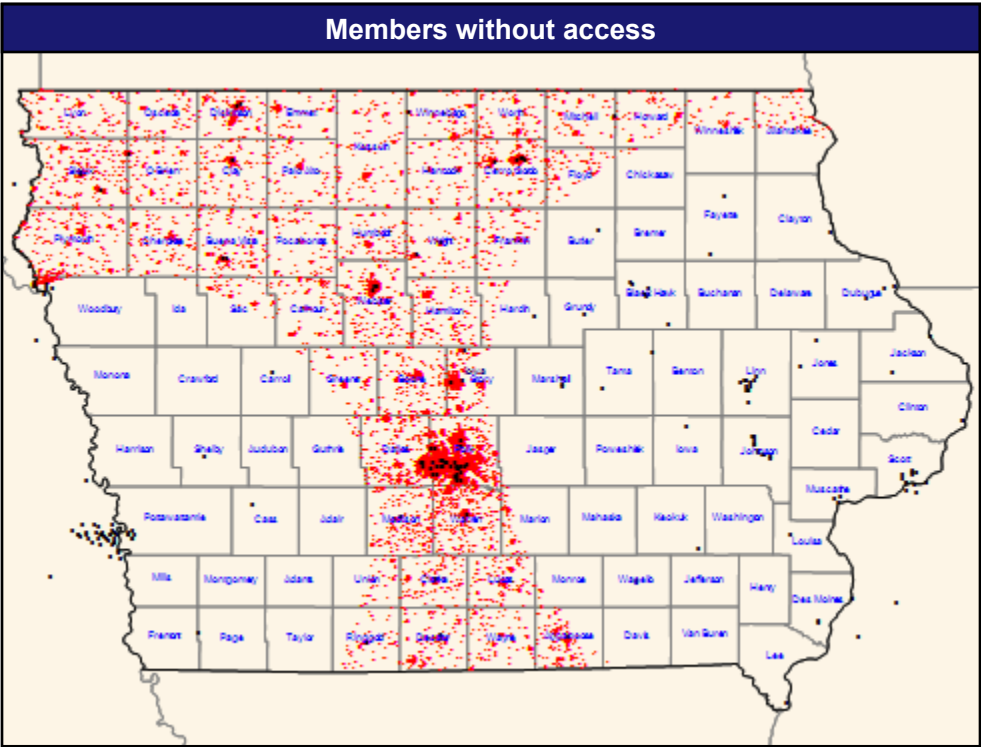
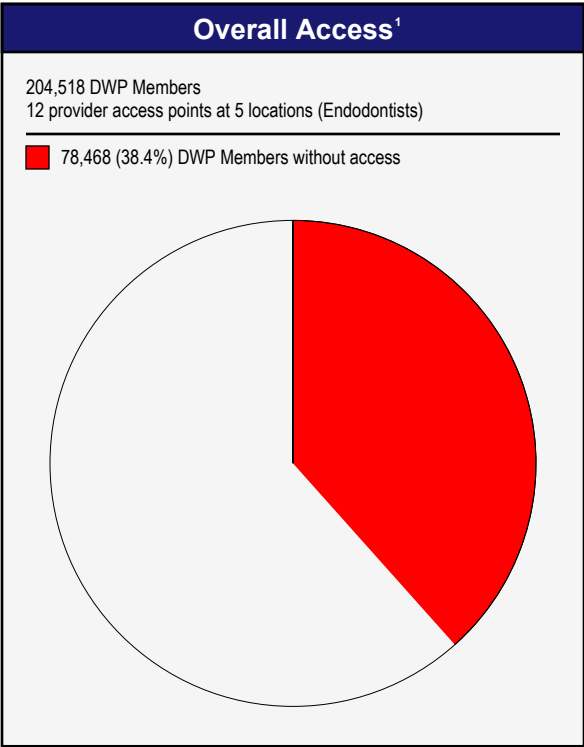
Access Analysis
All Access
DWP Member / Provider Groups
DWP Members
Endodontists

Access Map
DWP Member locations
Without access

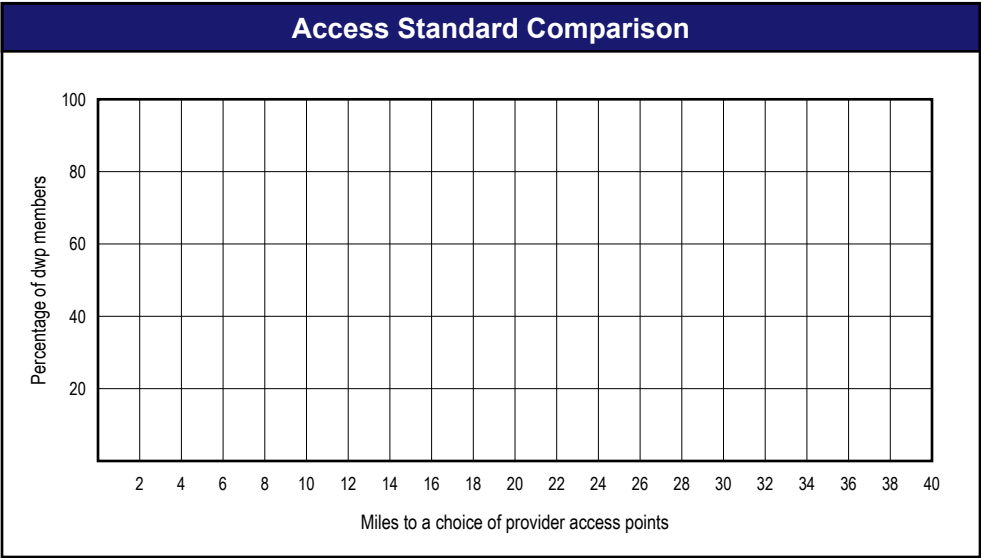
Comparison Graph
Percent of dwp members with access to a choice of provider access points over miles

- 1st closest
- 2nd closest
- 3rd closest

¹ The Access Standard is defined as (DWP Members) dwp members accessing:
1 (Endodontists) provider access points in 90 miles or 90 minutes



Distances/Times	
	Average
Distance/Time to 1st closest provider access points	109.6 miles 175.8 mins
Distance/Time to 2nd closest provider access points	113.2 miles 180.9 mins
Distance/Time to 3rd closest provider access points	113.2 miles 180.9 mins



February 26, 2025

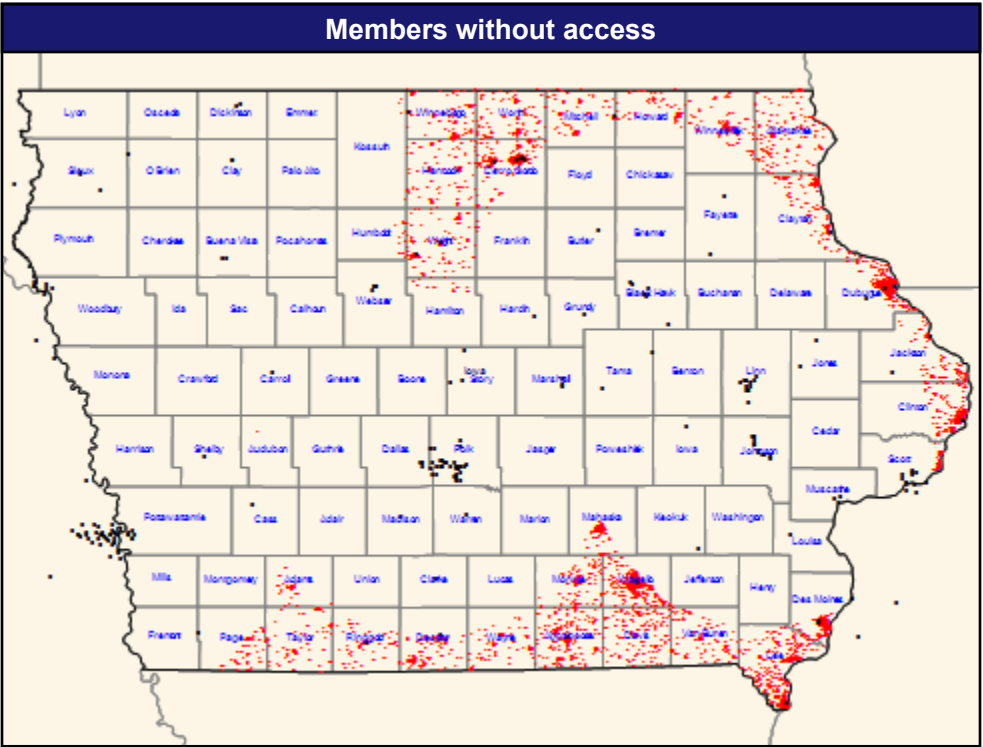
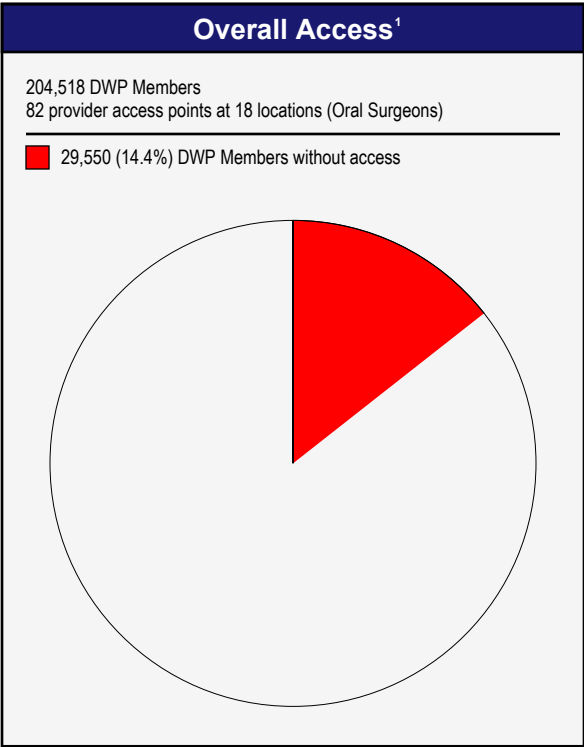
Access Analysis
All Access
DWP Member / Provider Groups
DWP Members
Oral Surgeons

Access Map
DWP Member locations
Without access

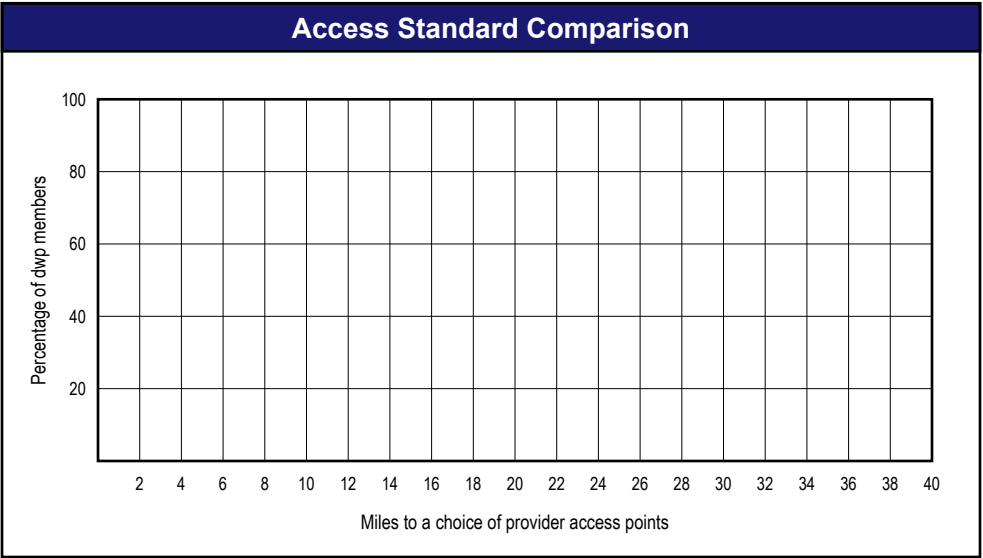
Comparison Graph
Percent of dwp members with access to a choice of provider access points over miles

- 1st closest
- 2nd closest
- 3rd closest

¹ The Access Standard is defined as (DWP Members) dwp members accessing:
1 (Oral Surgeons) provider access points in 60 miles or 60 minutes



Distances/Times	
	Average
Distance/Time to 1st closest provider access points	67.8 miles 87.7 mins
Distance/Time to 2nd closest provider access points	72.9 miles 91.3 mins
Distance/Time to 3rd closest provider access points	74.1 miles 92.8 mins



February 26, 2025

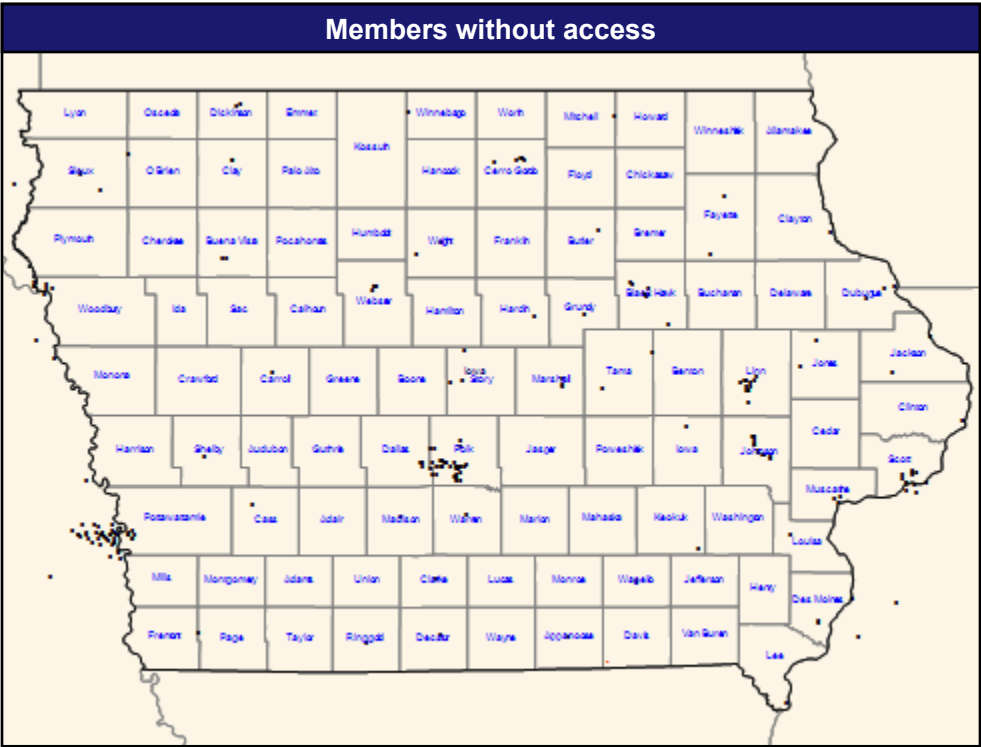

Access Analysis
All Access
DWP Member / Provider Groups
DWP Members
Oral Surgeons

Access Map
DWP Member locations
Without access

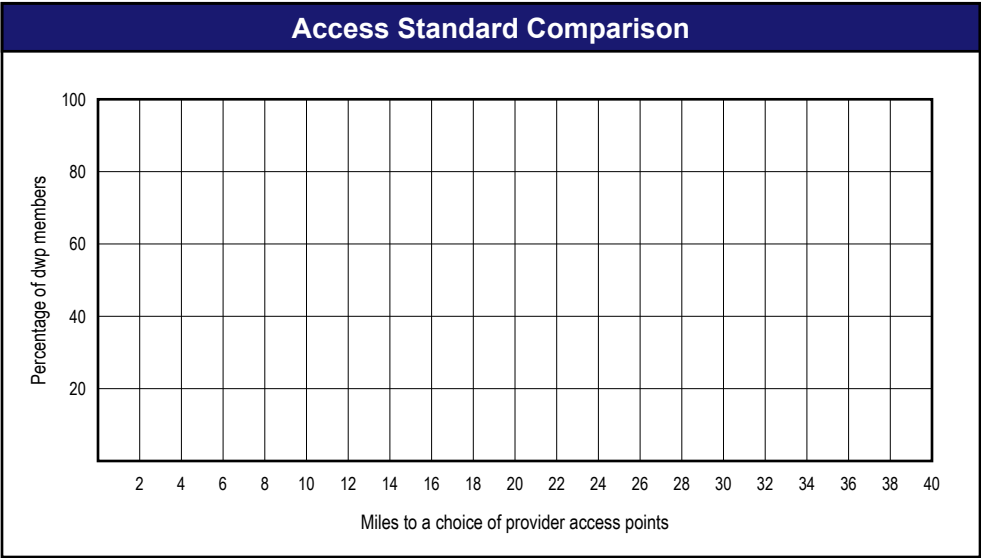
Comparison Graph
Percent of dwp members with access to a choice of provider access points over miles

- 1st closest
- 2nd closest
- 3rd closest

¹ The Access Standard is defined as (DWP Members) dwp members accessing:
1 (Oral Surgeons) provider access points in 90 miles or 90 minutes



Distances/Times	
	Average
Distance/Time to 1st closest provider access points	90.4 miles 115.5 mins
Distance/Time to 2nd closest provider access points	90.4 miles 115.5 mins
Distance/Time to 3rd closest provider access points	90.4 miles 115.5 mins



February 26, 2025

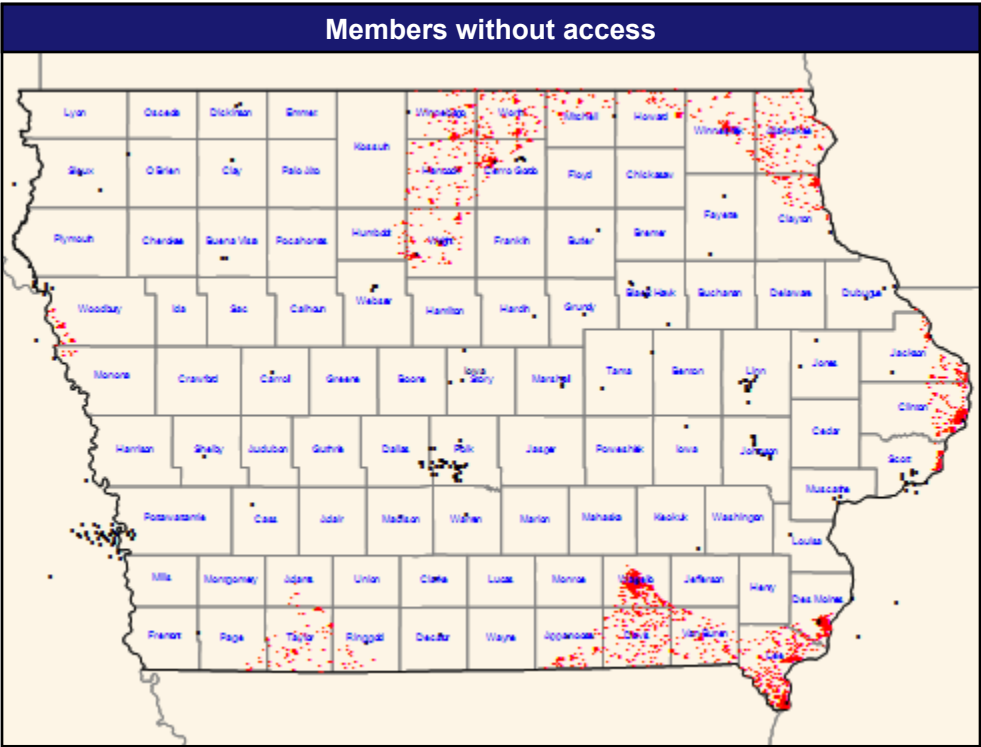
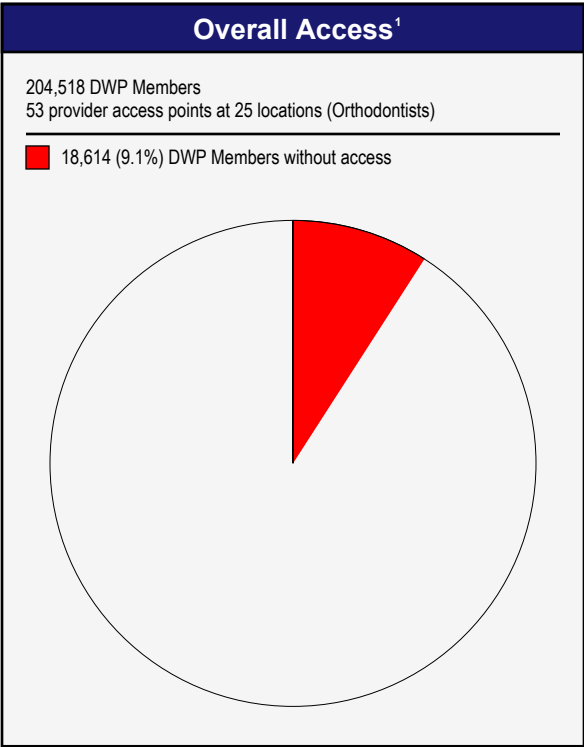
Access Analysis
All Access
DWP Member / Provider Groups
DWP Members
Orthodontists

Access Map
DWP Member locations
Without access

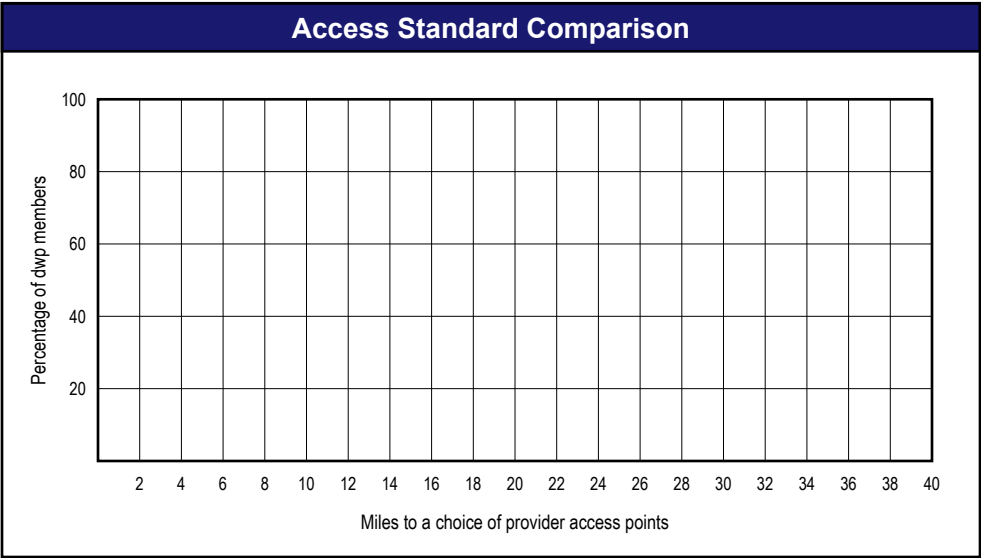
Comparison Graph
Percent of dwp members with access to a choice of provider access points over miles

- 1st closest
- 2nd closest
- 3rd closest

¹ The Access Standard is defined as (DWP Members) dwp members accessing:
1 (Orthodontists) provider access points in 60 miles or 60 minutes



Distances/Times	
	Average
Distance/Time to 1st closest provider access points	68.1 miles 86.5 mins
Distance/Time to 2nd closest provider access points	71.2 miles 92.3 mins
Distance/Time to 3rd closest provider access points	71.4 miles 92.8 mins



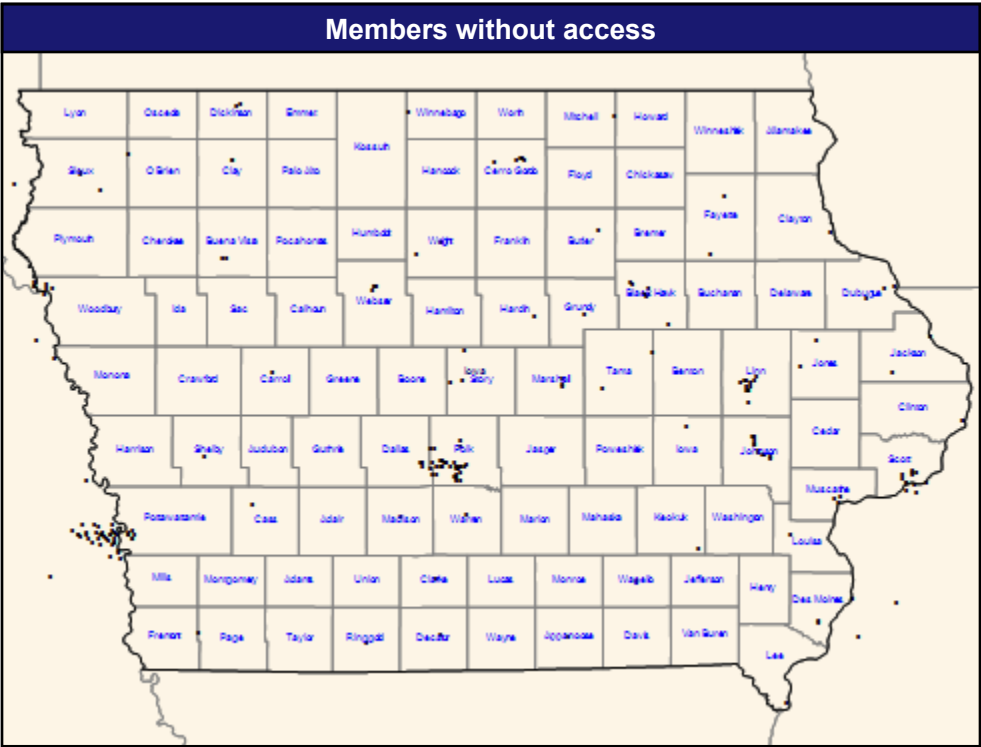
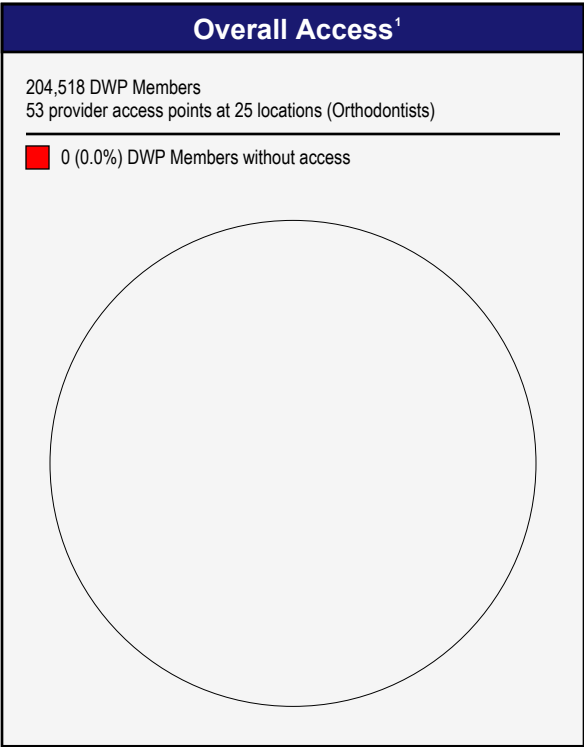
February 26, 2025

Access Analysis
All Access
DWP Member / Provider Groups
DWP Members
Orthodontists

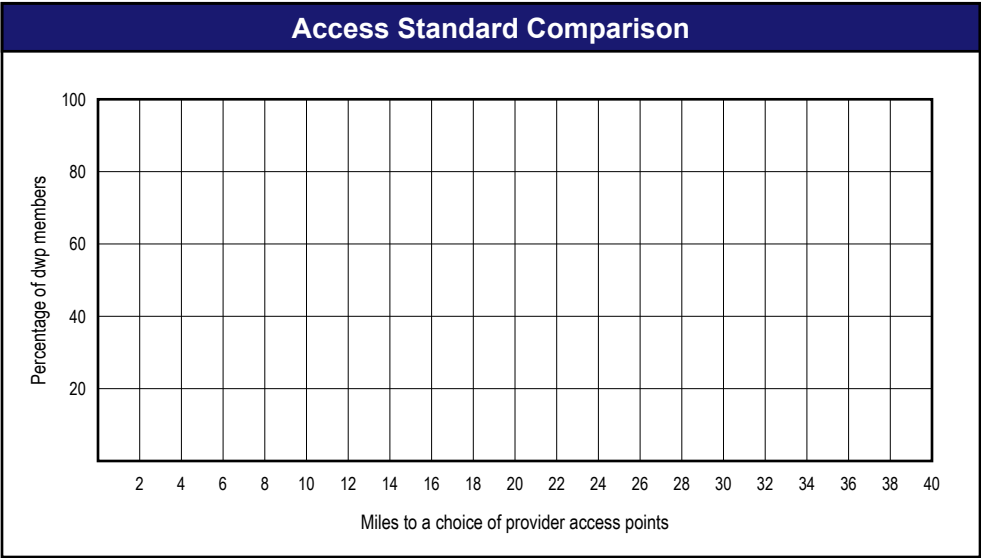
Access Map
DWP Member locations
Without access

Comparison Graph
Percent of dwp members with access to a choice of provider access points over miles
1st closest
2nd closest
3rd closest

¹ The Access Standard is defined as (DWP Members) dwp members accessing:
1 (Orthodontists) provider access points in 90 miles or 90 minutes



Distances/Times	
	Average
To 1st closest provider access points	---
To 2nd closest provider access points	---
To 3rd closest provider access points	---



February 26, 2025

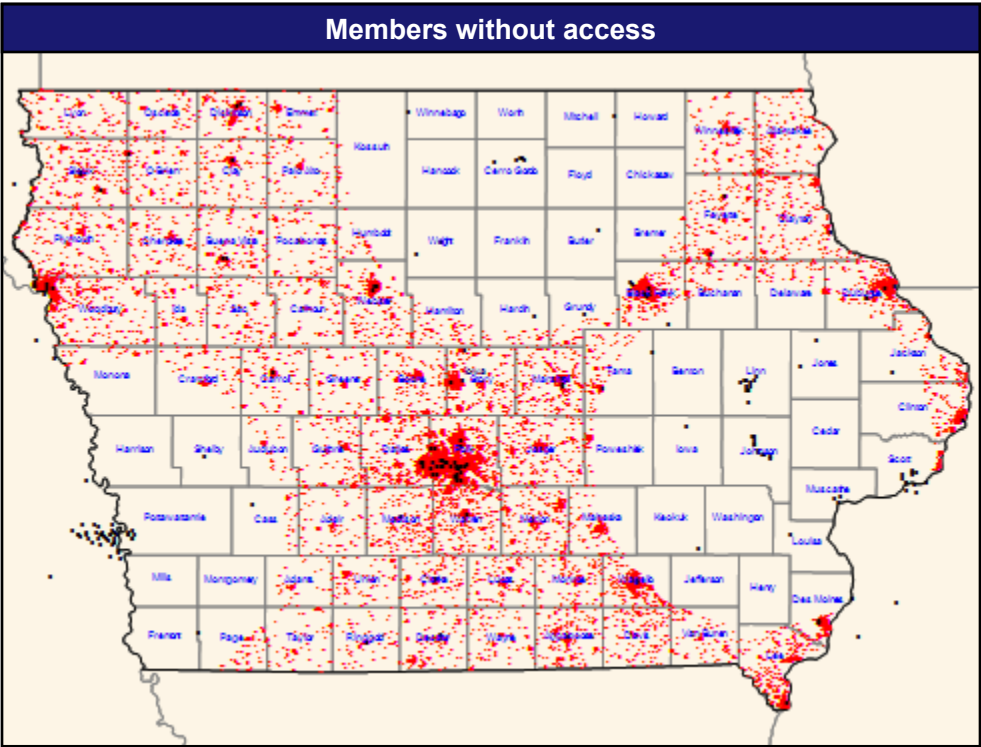
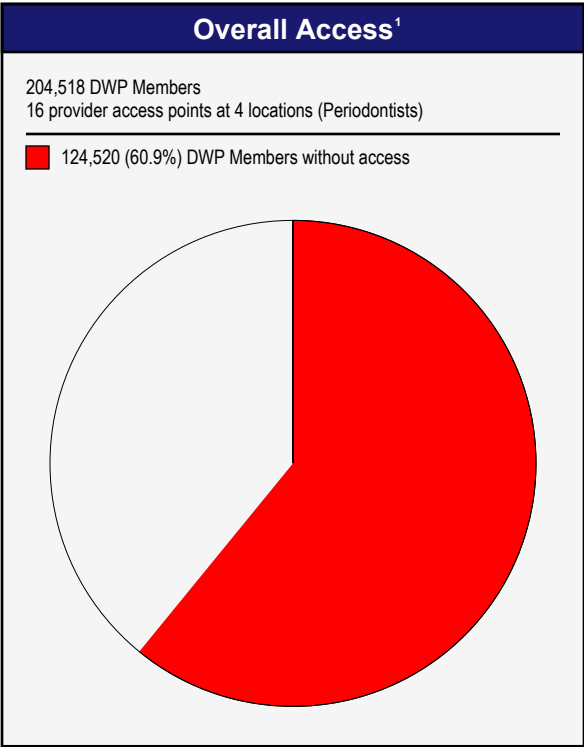
Access Analysis
All Access
DWP Member / Provider Groups
DWP Members
Periodontists

Access Map
DWP Member locations
Without access

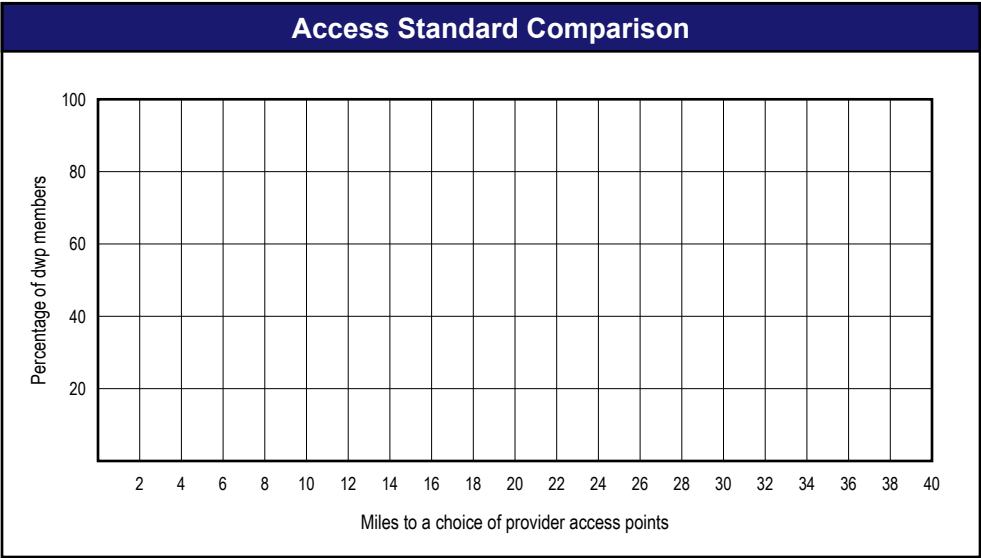
Comparison Graph
Percent of dwp members with access to a choice of provider access points over miles

- 1st closest
- 2nd closest
- 3rd closest

¹ The Access Standard is defined as (DWP Members) dwp members accessing:
1 (Periodontists) provider access points in 60 miles or 60 minutes



Distances/Times	
	Average
Distance/Time to 1st closest provider access points	89.9 miles 122.8 mins
Distance/Time to 2nd closest provider access points	95.3 miles 152.4 mins
Distance/Time to 3rd closest provider access points	95.3 miles 152.4 mins



February 26, 2025

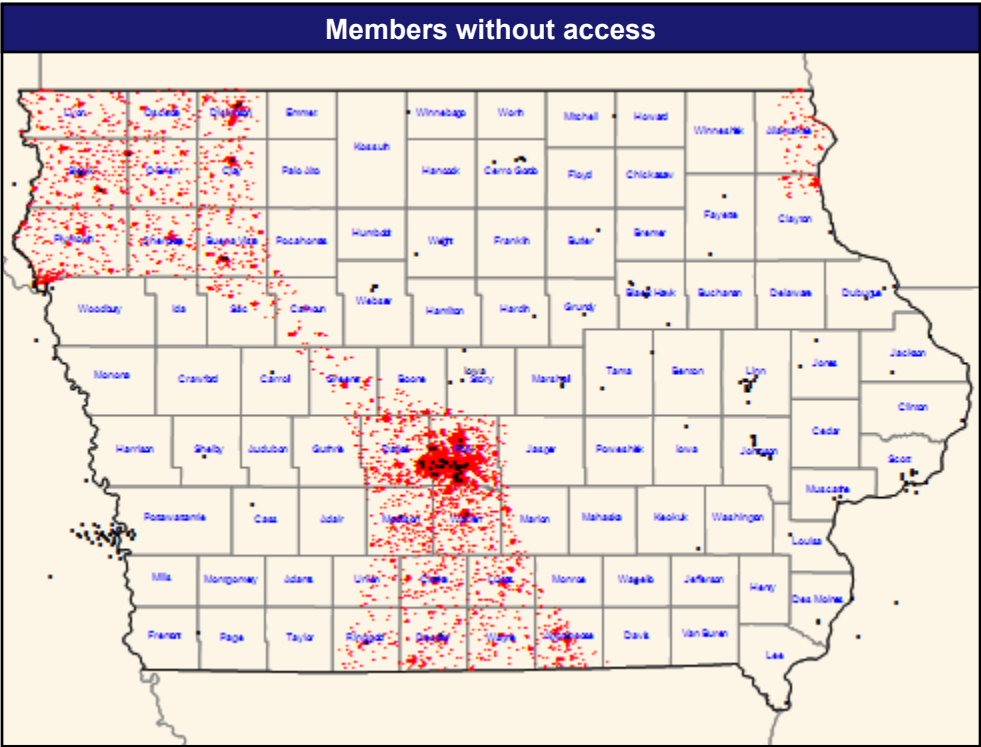
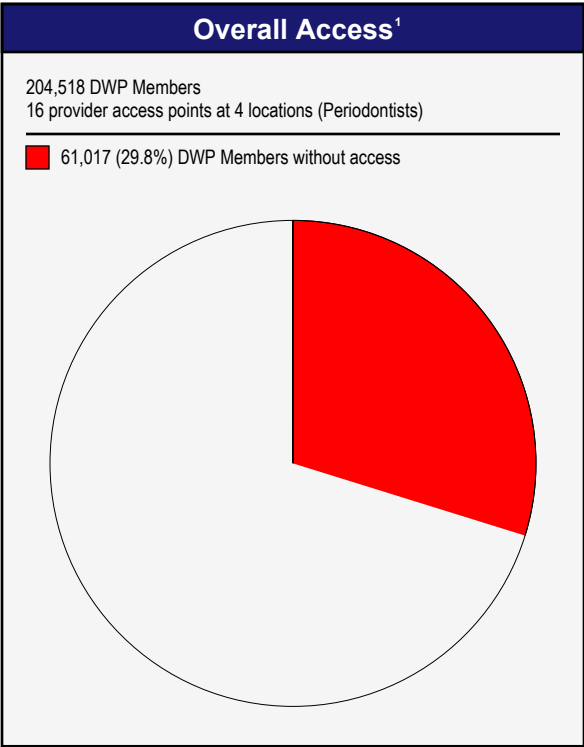
Access Analysis
All Access
DWP Member / Provider Groups
DWP Members
Periodontists

Access Map
DWP Member locations
Without access

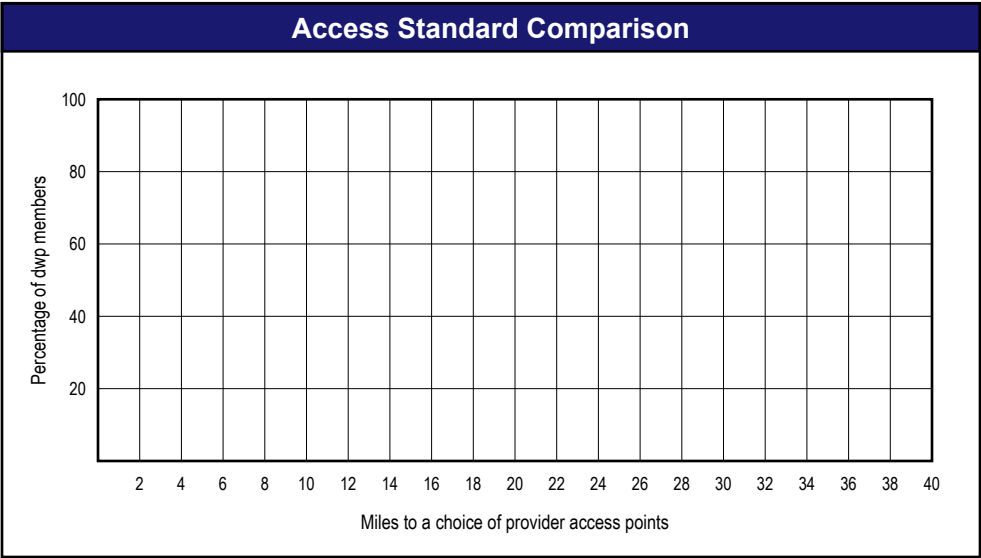
Comparison Graph
Percent of dwp members with access to a choice of provider access points over miles

- 1st closest
- 2nd closest
- 3rd closest

¹ The Access Standard is defined as (DWP Members) dwp members accessing:
1 (Periodontists) provider access points in 90 miles or 90 minutes



Distances/Times	
	Average
Distance/Time to 1st closest provider access points	106.4 miles 139.8 mins
Distance/Time to 2nd closest provider access points	109.0 miles 179.7 mins
Distance/Time to 3rd closest provider access points	109.0 miles 179.7 mins



February 26, 2025

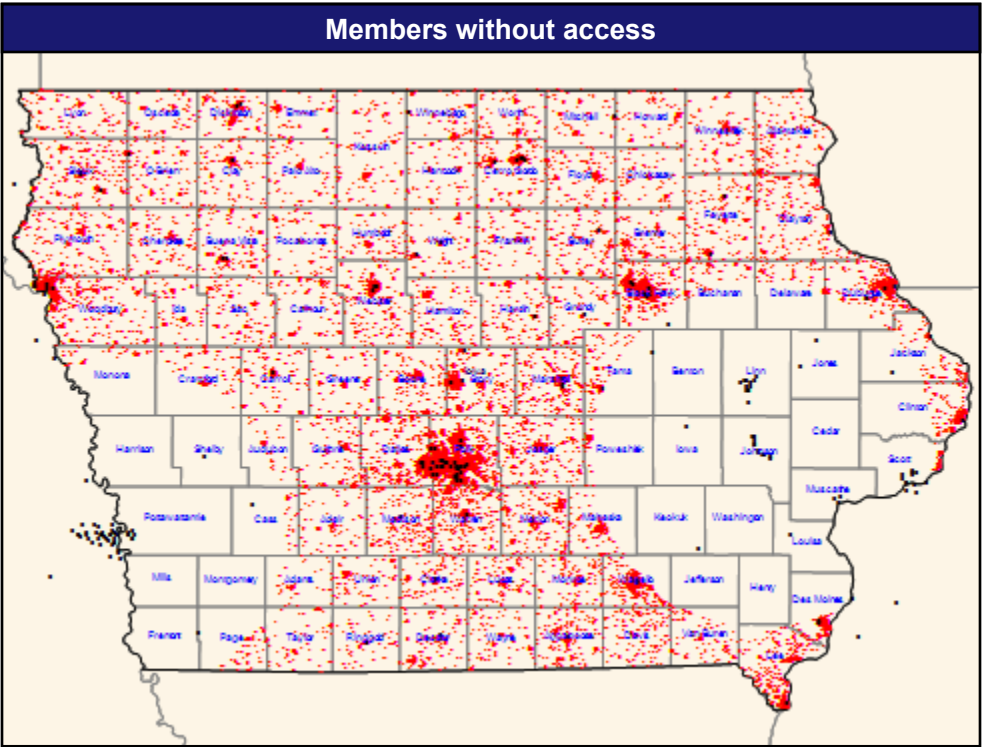
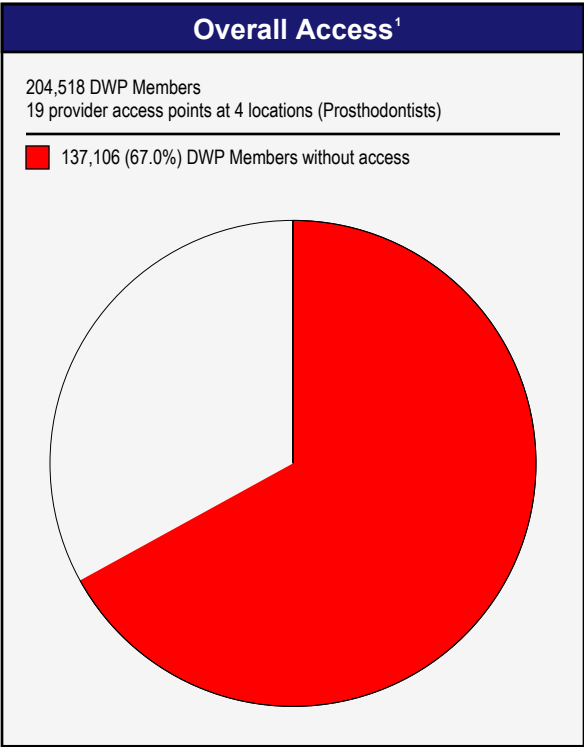
Access Analysis
All Access
DWP Member / Provider Groups
DWP Members
Prosthodontists

Access Map
DWP Member locations
Without access

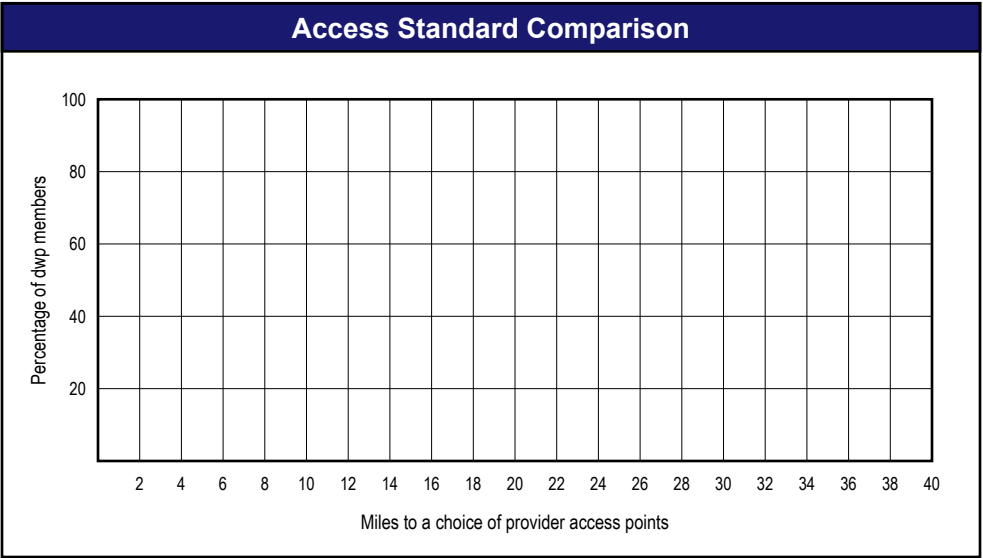
Comparison Graph
Percent of dwp members with access to a choice of provider access points over miles

- 1st closest
- 2nd closest
- 3rd closest

¹ The Access Standard is defined as (DWP Members) dwp members accessing:
1 (Prosthodontists) provider access points in 60 miles or 60 minutes



Distances/Times	
	Average
Distance/Time to 1st closest provider access points	97.5 miles 154.4 mins
Distance/Time to 2nd closest provider access points	97.5 miles 154.4 mins
Distance/Time to 3rd closest provider access points	97.5 miles 154.5 mins



February 26, 2025

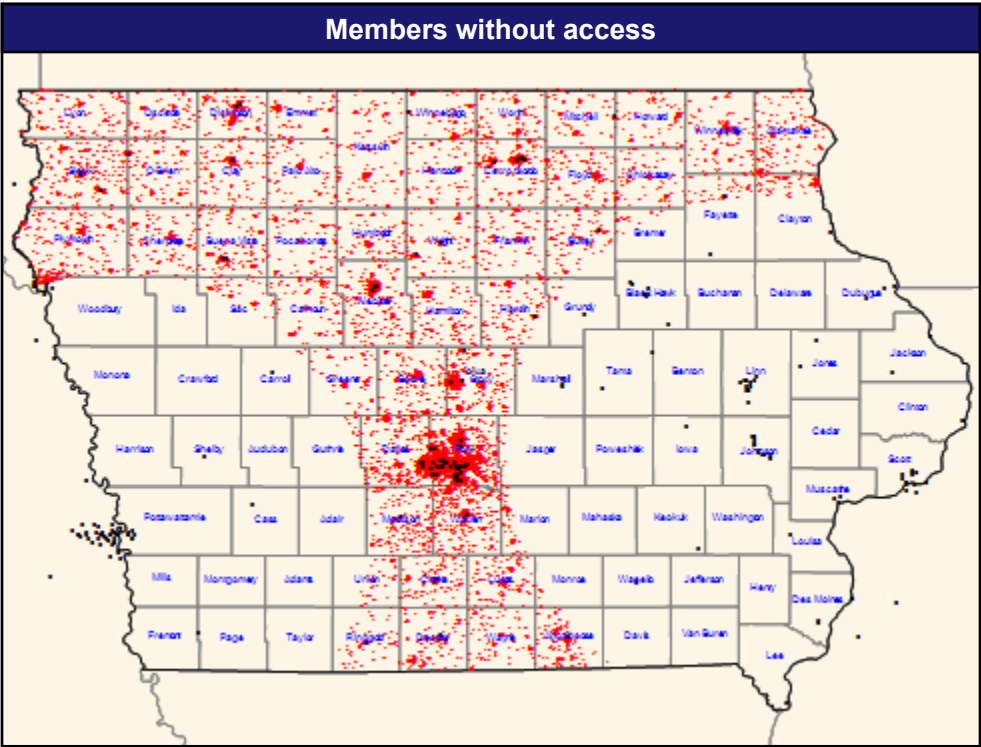
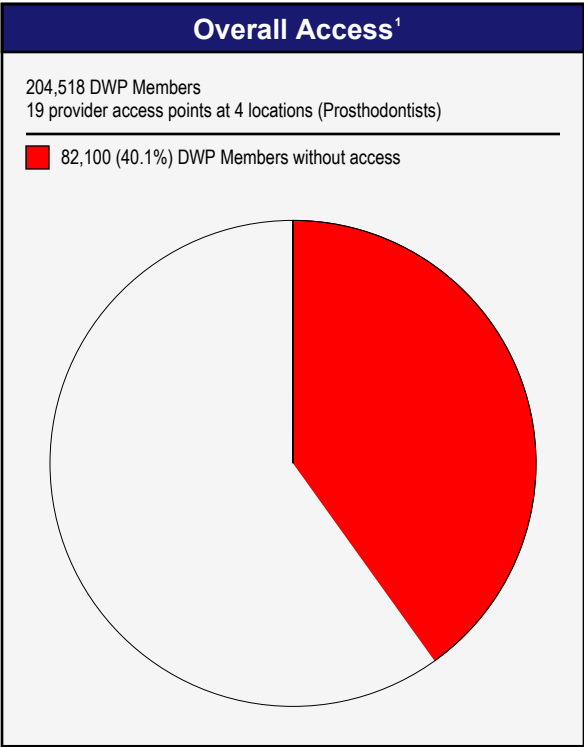
Access Analysis
All Access
DWP Member / Provider Groups
DWP Members
Prosthodontists

Access Map
DWP Member locations
Without access

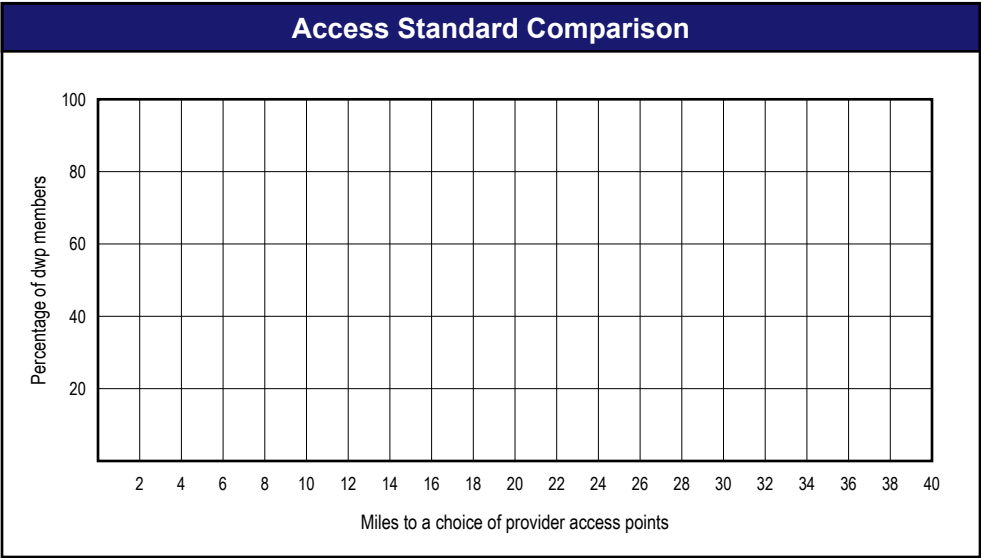
Comparison Graph
Percent of dwp members with access to a choice of provider access points over miles

- 1st closest
- 2nd closest
- 3rd closest

¹ The Access Standard is defined as (DWP Members) dwp members accessing:
1 (Prosthodontists) provider access points in 90 miles or 90 minutes



Distances/Times	
	Average
Distance/Time to 1st closest provider access points	112.7 miles 179.6 mins
Distance/Time to 2nd closest provider access points	112.7 miles 179.6 mins
Distance/Time to 3rd closest provider access points	112.7 miles 179.6 mins



February 26, 2025

Access Analysis
All Access
DWP Member / Provider Groups
DWP Members
Pedodontists

Access Map
DWP Member locations
Without access

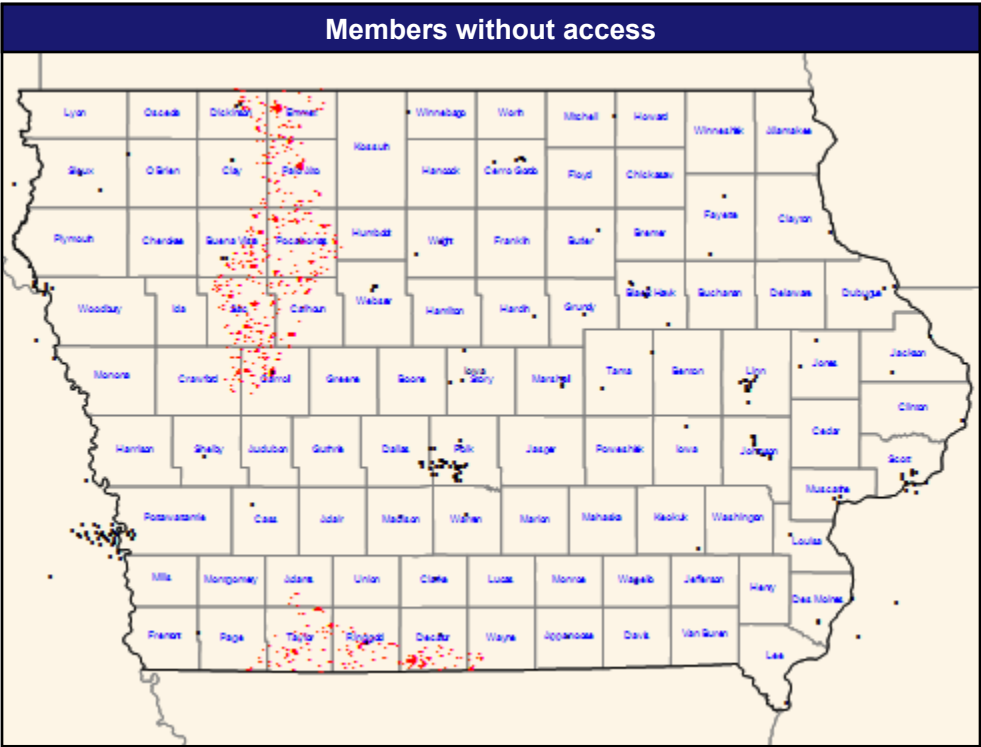
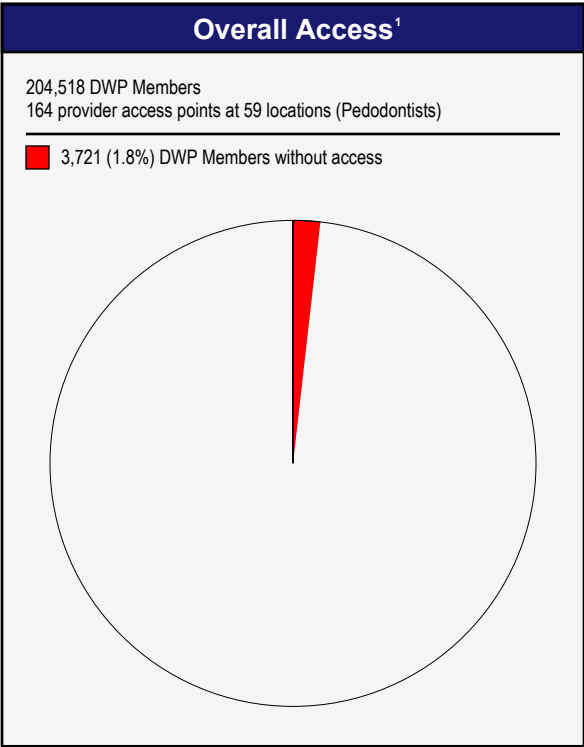
Comparison Graph
Percent of dwp members with access to a choice of provider access points over miles

1st closest

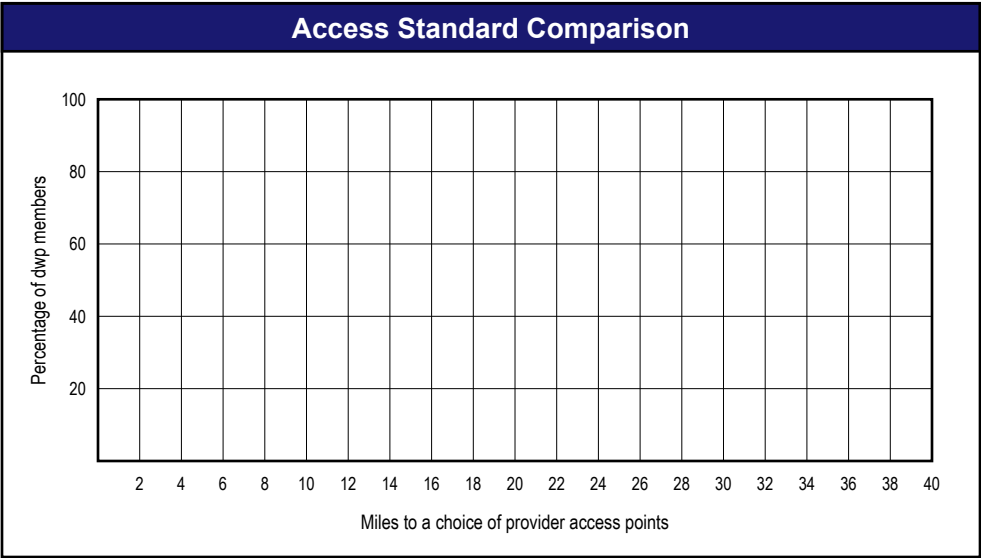
2nd closest

3rd closest

¹ The Access Standard is defined as (DWP Members) dwp members accessing:
1 (Pedodontists) provider access points in 60 miles or 60 minutes



Distances/Times	
	Average
Distance/Time to 1st closest provider access points	66.5 miles 76.8 mins
Distance/Time to 2nd closest provider access points	71.1 miles 82.2 mins
Distance/Time to 3rd closest provider access points	73.9 miles 85.4 mins



February 26, 2025

Access Analysis
All Access
DWP Member / Provider Groups
DWP Members
Pedodontists

Access Map
DWP Member locations
Without access

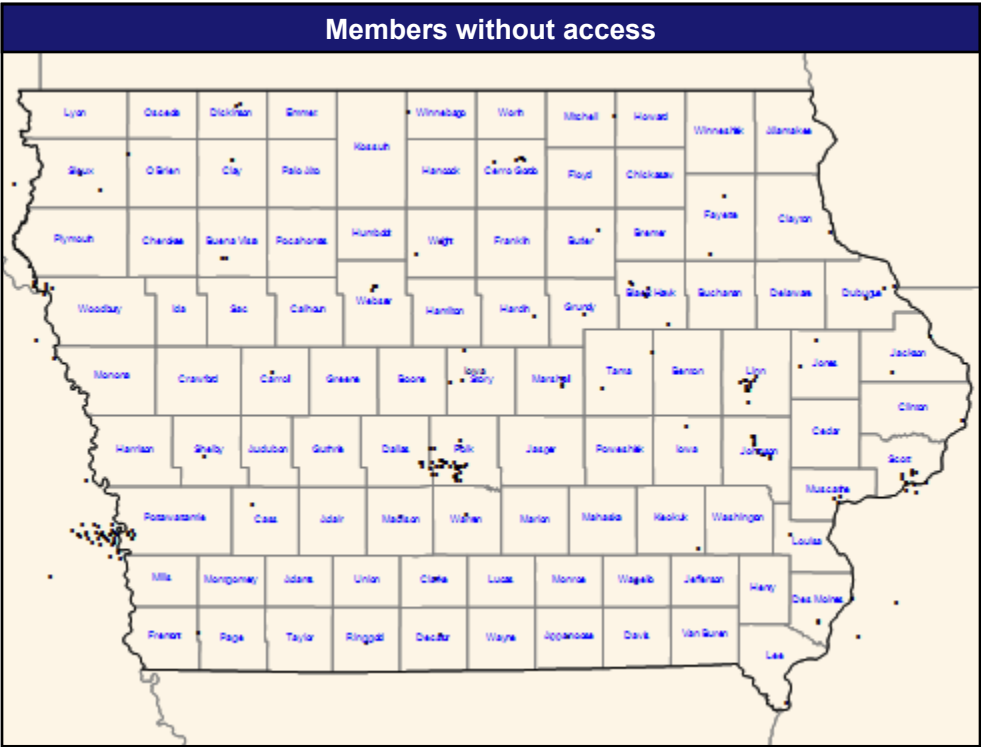

Comparison Graph
Percent of dwp members with access to a choice of provider access points over miles

1st closest

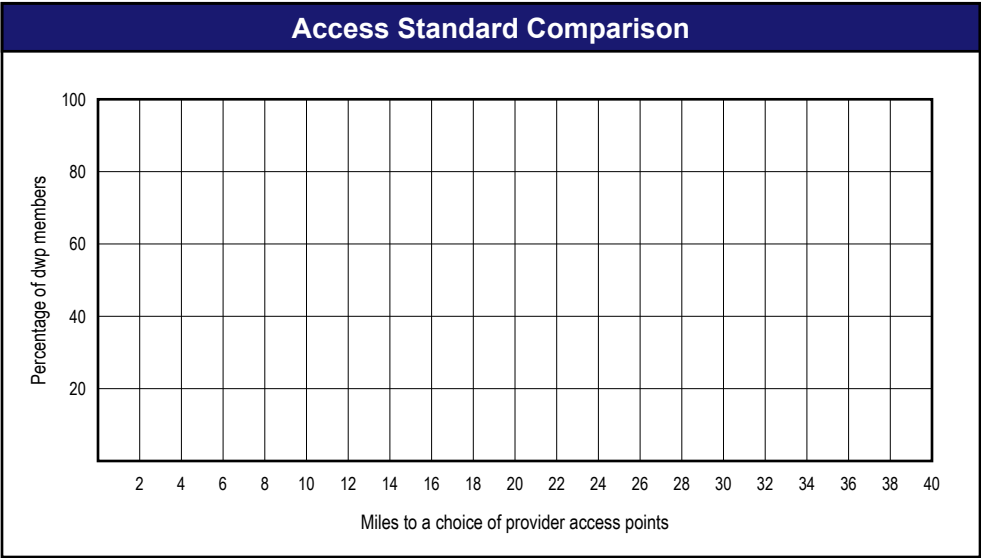
2nd closest

3rd closest

¹ The Access Standard is defined as (DWP Members) dwp members accessing:
1 (Pedodontists) provider access points in 90 miles or 90 minutes



Distances/Times	
	Average
To 1st closest provider access points	---
To 2nd closest provider access points	---
To 3rd closest provider access points	---



Access Summary Detail

February 26, 2025

Access Analysis

All Access

DWP Member Group

DWP Members

Provider Group

Primary Care Dentist

Endodontists

Oral Surgeons

Orthodontists

Periodontists

Prosthodontists

Pedodontists

¹ Provider counts represent:

#: Provider access points

P: Unique providers

L: Unique provider locations

DWP Members Without Access											
DWP Member		Provider		Without Access		Counts ¹			Access Requirements		Average Distance
Group	#	Group	Standard	#	%	#	P	L	Req %	Met	1
DWP Members	204,518	Primary Care De...	1 in 30 miles or 30...	4,571	2.2	900	900	184	100	N	38.4
		Endodontists	1 in 60 miles or 60...	123,968	60.6	12	12	5	75	N	96.7
		Endodontists	1 in 90 miles or 90...	78,468	38.4	12	12	5	100	N	109.6
		Oral Surgeons	1 in 60 miles or 60...	29,550	14.4	82	82	18	75	Y	67.8
		Oral Surgeons	1 in 90 miles or 90...	1	0.1	82	82	18	100	N	90.4
		Orthodontists	1 in 60 miles or 60...	18,614	9.1	53	53	25	75	Y	68.1
		Periodontists	1 in 60 miles or 60...	124,520	60.9	16	16	4	75	N	89.9
		Periodontists	1 in 90 miles or 90...	61,017	29.8	16	16	4	100	N	106.4
		Prosthodontists	1 in 60 miles or 60...	137,106	67.0	19	19	4	75	N	97.5
		Prosthodontists	1 in 90 miles or 90...	82,100	40.1	19	19	4	100	N	112.7
		Pedodontists	1 in 60 miles or 60...	3,721	1.8	164	164	59	75	Y	66.5

Key Geographic Areas								
City	DWP Member	Provider		Without Access		Access Requirements		Average Distance
	#	Group	Standard	#	%	Req %	Met	1
Des Moines, IA	24,634	Endodontists	1 in 60 miles or 60 mins	24,634	100.0	75	N	105.2
		Endodontists	1 in 90 miles or 90 mins	24,634	100.0	100	N	105.2
		Periodontists	1 in 60 miles or 60 mins	24,634	100.0	75	N	107.0
		Periodontists	1 in 90 miles or 90 mins	24,634	100.0	100	N	107.0
		Prosthodontists	1 in 60 miles or 60 mins	24,634	100.0	75	N	107.2
		Prosthodontists	1 in 90 miles or 90 mins	24,634	100.0	100	N	107.2
Sioux City, IA	10,816	Endodontists	1 in 60 miles or 60 mins	10,816	100.0	75	N	88.3
		Periodontists	1 in 60 miles or 60 mins	10,816	100.0	75	N	88.3
		Prosthodontists	1 in 60 miles or 60 mins	10,816	100.0	75	N	88.3
Waterloo, IA	6,575	Prosthodontists	1 in 60 miles or 60 mins	6,575	100.0	75	N	70.3
		Periodontists	1 in 60 miles or 60 mins	6,491	98.7	75	N	63.3
Dubuque, IA	4,219	Periodontists	1 in 60 miles or 60 mins	4,219	100.0	75	N	72.9
		Prosthodontists	1 in 60 miles or 60 mins	4,219	100.0	75	N	72.9
		Oral Surgeons	1 in 60 miles or 60 mins	4,145	98.2	75	N	64.0
West des Moines, IA	3,744	Endodontists	1 in 60 miles or 60 mins	3,744	100.0	75	N	111.9
		Endodontists	1 in 90 miles or 90 mins	3,744	100.0	100	N	111.9
		Periodontists	1 in 60 miles or 60 mins	3,744	100.0	75	N	112.3
		Periodontists	1 in 90 miles or 90 mins	3,744	100.0	100	N	112.3
		Prosthodontists	1 in 60 miles or 60 mins	3,744	100.0	75	N	113.2
		Prosthodontists	1 in 90 miles or 90 mins	3,744	100.0	100	N	113.2
Ottumwa, IA	3,561	Endodontists	1 in 60 miles or 60 mins	3,489	98.0	75	N	63.6
		Periodontists	1 in 60 miles or 60 mins	3,489	98.0	75	N	63.6
		Prosthodontists	1 in 60 miles or 60 mins	3,489	98.0	75	N	63.6
		Oral Surgeons	1 in 60 miles or 60 mins	3,479	97.7	75	N	63.3

Access Detail by County

February 26, 2025

Access Analysis

All Access

DWP Member / Provider Groups

DWP Members

Primary Care Dentist

Endodontists

Endodontists

Oral Surgeons

Oral Surgeons

Orthodontists

Orthodontists

Periodontists

Periodontists

Prosthodontists

Prosthodontists

Pedodontists

Pedodontists

DWP Members Without Access										
County	DWP Member	Provider		Without Access		Access Requirements		Average Distance		
	#	Group	Standard	#	%	Req %	Met	1	2	3
Adair, IA	390	Endodontists	1 in 60 miles or 60 mins	390	100.0	75	N	76.3	76.9	76.9
		Periodontists	1 in 60 miles or 60 mins	390	100.0	75	N	76.9	76.9	76.9
		Prosthodontists	1 in 60 miles or 60 mins	390	100.0	75	N	76.9	76.9	76.9
Adams, IA	219	Primary Care Dentist	1 in 30 miles or 30 mins	146	66.7	100	N	32.0	32.0	32.5
		Endodontists	1 in 60 miles or 60 mins	191	87.2	75	N	66.5	67.4	67.4
		Oral Surgeons	1 in 60 miles or 60 mins	166	75.8	75	N	65.2	65.2	65.2
		Orthodontists	1 in 60 miles or 60 mins	10	4.6	75	Y	61.7	66.2	67.7
		Periodontists	1 in 60 miles or 60 mins	199	90.9	75	N	67.1	67.1	67.1
		Prosthodontists	1 in 60 miles or 60 mins	199	90.9	75	N	67.1	67.1	67.1
		Pedodontists	1 in 60 miles or 60 mins	9	4.1	75	Y	61.6	62.6	62.9
		Primary Care Dentist	1 in 30 miles or 30 mins	113	19.9	100	N	32.4	36.1	36.5
Allamakee, IA	569	Endodontists	1 in 60 miles or 60 mins	569	100.0	75	N	86.5	109.8	109.8
		Endodontists	1 in 90 miles or 90 mins	147	25.8	100	N	96.8	119.7	119.7
		Oral Surgeons	1 in 60 miles or 60 mins	462	81.2	75	N	74.4	95.0	95.0
		Orthodontists	1 in 60 miles or 60 mins	463	81.4	75	N	74.2	85.5	85.5
		Periodontists	1 in 60 miles or 60 mins	569	100.0	75	N	89.6	109.7	109.8
		Periodontists	1 in 90 miles or 90 mins	181	31.8	100	N	98.2	115.4	115.6
		Prosthodontists	1 in 60 miles or 60 mins	569	100.0	75	N	109.7	109.7	109.8
		Prosthodontists	1 in 90 miles or 90 mins	569	100.0	100	N	109.7	109.7	109.8
Appanoose, IA	1,210	Endodontists	1 in 60 miles or 60 mins	1,210	100.0	75	N	94.2	94.2	94.2
		Endodontists	1 in 90 miles or 90 mins	1,026	84.8	100	N	95.5	95.5	95.5
		Oral Surgeons	1 in 60 miles or 60 mins	1,210	100.0	75	N	78.2	78.2	78.2
		Orthodontists	1 in 60 miles or 60 mins	208	17.2	75	Y	63.1	75.0	75.0
		Periodontists	1 in 60 miles or 60 mins	1,210	100.0	75	N	94.2	94.2	94.2
		Periodontists	1 in 90 miles or 90 mins	1,026	84.8	100	N	95.5	95.5	95.5
		Prosthodontists	1 in 60 miles or 60 mins	1,210	100.0	75	N	94.2	94.2	94.2
		Prosthodontists	1 in 90 miles or 90 mins	1,026	84.8	100	N	95.5	95.5	95.5
Audubon, IA	273	Endodontists	1 in 60 miles or 60 mins	153	56.0	75	N	61.5	61.7	61.7
		Oral Surgeons	1 in 60 miles or 60 mins	1	0.4	75	Y	61.1	61.3	61.3
		Periodontists	1 in 60 miles or 60 mins	156	57.1	75	N	61.6	61.6	61.6
		Prosthodontists	1 in 60 miles or 60 mins	156	57.1	75	N	61.6	61.6	61.6
Black Hawk, IA	8,793	Endodontists	1 in 60 miles or 60 mins	7	0.1	75	Y	60.9	82.8	82.8
		Periodontists	1 in 60 miles or 60 mins	7,484	85.1	75	N	63.5	70.0	70.0
		Prosthodontists	1 in 60 miles or 60 mins	8,666	98.6	75	N	70.8	70.8	70.8
Boone, IA	1,186	Endodontists	1 in 60 miles or 60 mins	1,186	100.0	75	N	113.2	117.1	117.3
		Endodontists	1 in 90 miles or 90 mins	1,186	100.0	100	N	113.2	117.1	117.3
		Periodontists	1 in 60 miles or 60 mins	1,186	100.0	75	N	86.0	117.3	117.3
		Periodontists	1 in 90 miles or 90 mins	250	21.1	100	N	94.6	114.3	114.3
		Prosthodontists	1 in 60 miles or 60 mins	1,186	100.0	75	N	117.3	117.3	117.3
		Prosthodontists	1 in 90 miles or 90 mins	1,186	100.0	100	N	117.3	117.3	117.3

Access Detail by County

February 26, 2025

Access Analysis

All Access

DWP Member / Provider Groups

DWP Members

Primary Care Dentist

Endodontists

Endodontists

Oral Surgeons

Oral Surgeons

Orthodontists

Orthodontists

Periodontists

Periodontists

Prosthodontists

Prosthodontists

Pedodontists

Pedodontists

DWP Members Without Access										
County	DWP Member	Provider		Without Access		Access Requirements		Average Distance		
	#	Group	Standard	#	%	Req %	Met	1	2	3
Bremer, IA	687	Endodontists	1 in 60 miles or 60 mins	536	78.0	75	N	64.3	87.6	87.6
		Periodontists	1 in 60 miles or 60 mins	48	7.0	75	Y	60.8	84.1	84.1
		Prosthodontists	1 in 60 miles or 60 mins	687	100.0	75	N	86.0	86.0	86.0
		Prosthodontists	1 in 90 miles or 90 mins	49	7.1	100	N	94.3	94.3	94.3
		Periodontists	1 in 60 miles or 60 mins	282	38.1	75	N	65.7	66.0	66.0
Buchanan, IA	740	Prosthodontists	1 in 60 miles or 60 mins	282	38.1	75	N	66.0	66.0	66.0
		Periodontists	1 in 60 miles or 60 mins	1,799	100.0	75	N	104.5	104.5	104.5
Buena Vista, IA	1,799	Endodontists	1 in 90 miles or 90 mins	1,799	100.0	100	N	104.5	104.5	104.5
		Periodontists	1 in 60 miles or 60 mins	1,799	100.0	75	N	101.8	104.5	104.5
		Periodontists	1 in 90 miles or 90 mins	1,797	99.9	100	N	101.8	104.5	104.5
		Prosthodontists	1 in 60 miles or 60 mins	1,799	100.0	75	N	104.5	104.5	104.5
		Prosthodontists	1 in 90 miles or 90 mins	1,799	100.0	100	N	104.5	104.5	104.5
		Pedodontists	1 in 60 miles or 60 mins	284	15.8	75	Y	64.2	75.2	75.3
		Endodontists	1 in 60 miles or 60 mins	539	100.0	75	N	74.9	95.8	95.8
		Prosthodontists	1 in 60 miles or 60 mins	539	100.0	75	N	95.8	95.8	95.8
		Prosthodontists	1 in 90 miles or 90 mins	376	69.8	100	N	99.3	99.3	99.3
Calhoun, IA	536	Endodontists	1 in 60 miles or 60 mins	536	100.0	75	N	103.6	103.6	103.6
		Endodontists	1 in 90 miles or 90 mins	533	99.4	100	N	103.7	103.7	103.7
		Periodontists	1 in 60 miles or 60 mins	536	100.0	75	N	88.0	103.6	103.6
		Periodontists	1 in 90 miles or 90 mins	243	45.3	100	N	92.4	97.2	97.2
		Prosthodontists	1 in 60 miles or 60 mins	536	100.0	75	N	103.6	103.6	103.6
		Prosthodontists	1 in 90 miles or 90 mins	533	99.4	100	N	103.7	103.7	103.7
		Pedodontists	1 in 60 miles or 60 mins	214	39.9	75	N	63.6	68.2	68.3
		Endodontists	1 in 60 miles or 60 mins	729	100.0	75	N	77.4	77.4	77.4
		Endodontists	1 in 90 miles or 90 mins	6	0.8	100	N	90.6	90.6	90.6
Carroll, IA	729	Periodontists	1 in 60 miles or 60 mins	729	100.0	75	N	77.4	77.4	77.4
		Periodontists	1 in 90 miles or 90 mins	6	0.8	100	N	90.6	90.6	90.6
		Prosthodontists	1 in 60 miles or 60 mins	729	100.0	75	N	77.4	77.4	77.4
		Prosthodontists	1 in 90 miles or 90 mins	6	0.8	100	N	90.6	90.6	90.6
		Pedodontists	1 in 60 miles or 60 mins	301	41.3	75	N	62.3	62.5	62.5
		Endodontists	1 in 60 miles or 60 mins	89	9.3	75	Y	62.2	62.7	62.7
		Periodontists	1 in 60 miles or 60 mins	89	9.3	75	Y	62.7	62.7	62.7
		Prosthodontists	1 in 60 miles or 60 mins	89	9.3	75	Y	62.7	62.7	62.7
Cass, IA	959	Endodontists	1 in 60 miles or 60 mins	2,661	100.0	75	N	111.5	133.1	133.1
		Endodontists	1 in 90 miles or 90 mins	2,661	100.0	100	N	111.5	133.1	133.1
		Oral Surgeons	1 in 60 miles or 60 mins	2,583	97.1	75	N	64.9	96.6	104.7
Cerro Gordo, IA	2,661	Orthodontists	1 in 60 miles or 60 mins	436	16.4	75	Y	63.7	89.5	89.7
		Prosthodontists	1 in 60 miles or 60 mins	2,661	100.0	75	N	133.1	133.1	133.1
		Prosthodontists	1 in 90 miles or 90 mins	2,661	100.0	100	N	133.1	133.1	133.1
		Primary Care Dentist	1 in 30 miles or 30 mins	6	0.9	100	N	30.6	30.7	30.9
		Primary Care Dentist	1 in 30 miles or 30 mins	6	0.9	100	N	30.6	30.7	30.9

Access Detail by County

February 26, 2025

Access Analysis

All Access

DWP Member / Provider Groups

DWP Members

Primary Care Dentist

Endodontists

Endodontists

Oral Surgeons

Oral Surgeons

Orthodontists

Orthodontists

Periodontists

Periodontists

Prosthodontists

Prosthodontists

Pedodontists

Pedodontists

DWP Members Without Access										
County	DWP Member	Provider		Without Access		Access Requirements		Average Distance		
	#	Group	Standard	#	%	Req %	Met	1	2	3
Cherokee, IA	642	Endodontists	1 in 60 miles or 60 mins	642	100.0	75	N	103.8	103.8	103.8
		Endodontists	1 in 90 miles or 90 mins	642	100.0	100	N	103.8	103.8	103.8
		Periodontists	1 in 60 miles or 60 mins	642	100.0	75	N	103.8	103.8	103.8
		Periodontists	1 in 90 miles or 90 mins	642	100.0	100	N	103.8	103.8	103.8
		Prosthodontists	1 in 60 miles or 60 mins	642	100.0	75	N	103.8	103.8	103.8
		Prosthodontists	1 in 90 miles or 90 mins	642	100.0	100	N	103.8	103.8	103.8
Chickasaw, IA	337	Endodontists	1 in 60 miles or 60 mins	337	100.0	75	N	79.6	103.6	103.6
		Endodontists	1 in 90 miles or 90 mins	18	5.3	100	N	90.6	114.9	114.9
		Prosthodontists	1 in 60 miles or 60 mins	337	100.0	75	N	103.6	103.6	103.6
		Prosthodontists	1 in 90 miles or 90 mins	337	100.0	100	N	103.6	103.6	103.6
Clarke, IA	779	Endodontists	1 in 60 miles or 60 mins	779	100.0	75	N	112.9	113.7	113.7
		Endodontists	1 in 90 miles or 90 mins	779	100.0	100	N	112.9	113.7	113.7
		Periodontists	1 in 60 miles or 60 mins	779	100.0	75	N	113.7	113.7	113.7
		Periodontists	1 in 90 miles or 90 mins	779	100.0	100	N	113.7	113.7	113.7
		Prosthodontists	1 in 60 miles or 60 mins	779	100.0	75	N	113.7	113.7	113.7
		Prosthodontists	1 in 90 miles or 90 mins	779	100.0	100	N	113.7	113.7	113.7
Clay, IA	922	Primary Care Dentist	1 in 30 miles or 30 mins	830	90.0	100	N	34.7	34.7	51.8
		Endodontists	1 in 60 miles or 60 mins	922	100.0	75	N	134.7	134.7	134.7
		Endodontists	1 in 90 miles or 90 mins	922	100.0	100	N	134.7	134.7	134.7
		Periodontists	1 in 60 miles or 60 mins	922	100.0	75	N	99.1	134.7	134.7
		Periodontists	1 in 90 miles or 90 mins	909	98.6	100	N	99.2	134.7	134.7
		Prosthodontists	1 in 60 miles or 60 mins	922	100.0	75	N	134.7	134.7	134.7
		Prosthodontists	1 in 90 miles or 90 mins	922	100.0	100	N	134.7	134.7	134.7
		Pedodontists	1 in 60 miles or 60 mins	13	1.4	75	Y	62.9	79.8	87.5
Clayton, IA	639	Endodontists	1 in 60 miles or 60 mins	453	70.9	75	N	67.7	89.9	89.9
		Oral Surgeons	1 in 60 miles or 60 mins	347	54.3	75	N	65.2	73.1	73.1
		Orthodontists	1 in 60 miles or 60 mins	227	35.5	75	N	65.4	67.7	67.7
		Periodontists	1 in 60 miles or 60 mins	639	100.0	75	N	83.5	85.2	85.2
		Periodontists	1 in 90 miles or 90 mins	143	22.4	100	N	94.1	95.7	95.8
		Prosthodontists	1 in 60 miles or 60 mins	639	100.0	75	N	85.0	85.0	85.2
		Prosthodontists	1 in 90 miles or 90 mins	221	34.6	100	N	95.5	95.5	95.7
		Prosthodontists	1 in 90 miles or 90 mins	221	34.6	100	N	95.5	95.5	95.7
Clinton, IA	3,213	Endodontists	1 in 60 miles or 60 mins	2,687	83.6	75	N	70.3	70.3	70.3
		Oral Surgeons	1 in 60 miles or 60 mins	2,687	83.6	75	N	70.0	70.0	70.0
		Orthodontists	1 in 60 miles or 60 mins	2,682	83.5	75	N	70.0	70.0	70.3
		Periodontists	1 in 60 miles or 60 mins	2,687	83.6	75	N	70.0	70.3	70.3
		Prosthodontists	1 in 60 miles or 60 mins	2,687	83.6	75	N	70.0	70.0	70.3
Crawford, IA	987	Primary Care Dentist	1 in 30 miles or 30 mins	83	8.4	100	N	32.2	35.8	39.6
		Endodontists	1 in 60 miles or 60 mins	549	55.6	75	N	63.0	63.0	63.0
		Periodontists	1 in 60 miles or 60 mins	549	55.6	75	N	63.0	63.0	63.0
		Prosthodontists	1 in 60 miles or 60 mins	549	55.6	75	N	63.0	63.0	63.0

Access Detail by County

February 26, 2025

Access Analysis

All Access

DWP Member / Provider Groups

DWP Members

Primary Care Dentist

Endodontists

Endodontists

Oral Surgeons

Oral Surgeons

Orthodontists

Orthodontists

Periodontists

Periodontists

Prosthodontists

Prosthodontists

Pedodontists

Pedodontists

DWP Members Without Access										
County	DWP Member	Provider		Without Access		Access Requirements		Average Distance		
	#	Group	Standard	#	%	Req %	Met	1	2	3
Crawford, IA	987	Pedodontists	1 in 60 miles or 60 mins	25	2.5	75	Y	63.2	66.7	67.7
Dallas, IA	4,839	Endodontists	1 in 60 miles or 60 mins	4,839	100.0	75	N	107.8	108.3	108.3
		Endodontists	1 in 90 miles or 90 mins	4,819	99.6	100	N	107.9	108.3	108.3
		Periodontists	1 in 60 miles or 60 mins	4,839	100.0	75	N	107.4	108.3	108.3
		Periodontists	1 in 90 miles or 90 mins	4,839	100.0	100	N	107.4	108.3	108.3
		Prosthodontists	1 in 60 miles or 60 mins	4,839	100.0	75	N	108.3	108.3	108.3
		Prosthodontists	1 in 90 miles or 90 mins	4,839	100.0	100	N	108.3	108.3	108.3
Davis, IA	503	Endodontists	1 in 60 miles or 60 mins	503	100.0	75	N	76.8	76.8	76.8
		Endodontists	1 in 90 miles or 90 mins	1	0.2	100	N	90.5	90.5	90.5
		Oral Surgeons	1 in 60 miles or 60 mins	503	100.0	75	N	76.7	76.7	76.7
		Oral Surgeons	1 in 90 miles or 90 mins	1	0.2	100	N	90.4	90.4	90.4
		Orthodontists	1 in 60 miles or 60 mins	503	100.0	75	N	72.3	76.3	76.3
		Periodontists	1 in 60 miles or 60 mins	503	100.0	75	N	76.8	76.8	76.8
		Periodontists	1 in 90 miles or 90 mins	1	0.2	100	N	90.5	90.5	90.5
		Prosthodontists	1 in 60 miles or 60 mins	503	100.0	75	N	76.8	76.8	76.8
		Prosthodontists	1 in 90 miles or 90 mins	1	0.2	100	N	90.5	90.5	90.5
Decatur, IA	690	Endodontists	1 in 60 miles or 60 mins	690	100.0	75	N	117.1	118.0	118.0
		Endodontists	1 in 90 miles or 90 mins	690	100.0	100	N	117.1	118.0	118.0
		Oral Surgeons	1 in 60 miles or 60 mins	549	79.6	75	N	65.1	65.1	65.1
		Periodontists	1 in 60 miles or 60 mins	690	100.0	75	N	118.0	118.0	118.0
		Periodontists	1 in 90 miles or 90 mins	690	100.0	100	N	118.0	118.0	118.0
		Prosthodontists	1 in 60 miles or 60 mins	690	100.0	75	N	118.0	118.0	118.0
		Prosthodontists	1 in 90 miles or 90 mins	690	100.0	100	N	118.0	118.0	118.0
		Pedodontists	1 in 60 miles or 60 mins	298	43.2	75	N	65.0	65.0	65.0
Delaware, IA	610	Periodontists	1 in 60 miles or 60 mins	111	18.2	75	Y	64.8	65.0	65.0
		Prosthodontists	1 in 60 miles or 60 mins	111	18.2	75	Y	64.8	64.8	65.0
Des Moines, IA	3,751	Endodontists	1 in 60 miles or 60 mins	3,224	86.0	75	N	63.0	63.0	63.0
		Oral Surgeons	1 in 60 miles or 60 mins	3,224	86.0	75	N	63.0	63.0	63.0
		Orthodontists	1 in 60 miles or 60 mins	3,224	86.0	75	N	63.0	63.0	63.0
		Periodontists	1 in 60 miles or 60 mins	3,224	86.0	75	N	63.0	63.0	63.0
		Prosthodontists	1 in 60 miles or 60 mins	3,224	86.0	75	N	63.0	63.0	63.0
Dickinson, IA	786	Primary Care Dentist	1 in 30 miles or 30 mins	786	100.0	100	N	50.7	50.9	55.6
		Endodontists	1 in 60 miles or 60 mins	786	100.0	75	N	151.9	151.9	151.9
		Endodontists	1 in 90 miles or 90 mins	786	100.0	100	N	151.9	151.9	151.9
		Periodontists	1 in 60 miles or 60 mins	786	100.0	75	N	98.6	151.9	151.9
		Periodontists	1 in 90 miles or 90 mins	747	95.0	100	N	99.1	151.9	151.9
		Prosthodontists	1 in 60 miles or 60 mins	786	100.0	75	N	151.9	151.9	151.9
		Prosthodontists	1 in 90 miles or 90 mins	786	100.0	100	N	151.9	151.9	151.9
		Pedodontists	1 in 60 miles or 60 mins	77	9.8	75	Y	62.8	84.7	93.5
Dubuque, IA	4,801	Endodontists	1 in 60 miles or 60 mins	2,982	62.1	75	N	61.4	73.9	73.9

Access Detail by County

February 26, 2025

Access Analysis

All Access

DWP Member / Provider Groups

DWP Members

Primary Care Dentist

Endodontists

Endodontists

Oral Surgeons

Oral Surgeons

Orthodontists

Orthodontists

Periodontists

Periodontists

Prosthodontists

Prosthodontists

Pedodontists

Pedodontists

DWP Members Without Access										
County	DWP Member	Provider		Without Access		Access Requirements		Average Distance		
	#	Group	Standard	#	%	Req %	Met	1	2	3
Dubuque, IA	4,801	Oral Surgeons	1 in 60 miles or 60 mins	4,224	88.0	75	N	63.9	63.9	63.9
		Orthodontists	1 in 60 miles or 60 mins	2	0.1	75	Y	60.1	60.1	60.1
		Periodontists	1 in 60 miles or 60 mins	4,690	97.7	75	N	72.1	72.4	72.4
		Prosthodontists	1 in 60 miles or 60 mins	4,690	97.7	75	N	72.1	72.1	72.4
		Primary Care Dentist	1 in 30 miles or 30 mins	520	84.0	100	N	43.9	55.4	55.4
Emmet, IA	619	Endodontists	1 in 60 miles or 60 mins	619	100.0	75	N	158.3	158.3	158.3
		Endodontists	1 in 90 miles or 90 mins	619	100.0	100	N	158.3	158.3	158.3
		Periodontists	1 in 60 miles or 60 mins	619	100.0	75	N	80.7	158.3	158.3
		Prosthodontists	1 in 60 miles or 60 mins	619	100.0	75	N	158.3	158.3	158.3
		Prosthodontists	1 in 90 miles or 90 mins	619	100.0	100	N	158.3	158.3	158.3
		Pedodontists	1 in 60 miles or 60 mins	525	84.8	75	N	71.0	75.8	85.1
		Endodontists	1 in 60 miles or 60 mins	294	29.3	75	N	66.8	91.2	91.2
		Periodontists	1 in 60 miles or 60 mins	994	99.0	75	N	72.7	78.9	79.0
		Prosthodontists	1 in 60 miles or 60 mins	1,004	100.0	75	N	79.1	79.1	79.2
Fayette, IA	1,004	Prosthodontists	1 in 90 miles or 90 mins	221	22.0	100	N	92.1	92.1	92.1
		Endodontists	1 in 60 miles or 60 mins	825	100.0	75	N	91.1	114.2	114.2
		Endodontists	1 in 90 miles or 90 mins	214	25.9	100	N	97.8	120.4	120.4
		Prosthodontists	1 in 60 miles or 60 mins	825	100.0	75	N	114.2	114.2	114.2
		Prosthodontists	1 in 90 miles or 90 mins	825	100.0	100	N	114.2	114.2	114.2
Floyd, IA	825	Endodontists	1 in 60 miles or 60 mins	825	100.0	75	N	91.1	114.2	114.2
		Endodontists	1 in 90 miles or 90 mins	214	25.9	100	N	97.8	120.4	120.4
		Prosthodontists	1 in 60 miles or 60 mins	825	100.0	75	N	114.2	114.2	114.2
		Prosthodontists	1 in 90 miles or 90 mins	825	100.0	100	N	114.2	114.2	114.2
		Endodontists	1 in 60 miles or 60 mins	639	100.0	75	N	95.6	114.7	114.7
Franklin, IA	639	Endodontists	1 in 90 miles or 90 mins	596	93.3	100	N	96.3	115.3	115.3
		Oral Surgeons	1 in 60 miles or 60 mins	20	3.1	75	Y	61.6	83.6	83.6
		Prosthodontists	1 in 60 miles or 60 mins	639	100.0	75	N	114.7	114.7	114.7
		Prosthodontists	1 in 90 miles or 90 mins	639	100.0	100	N	114.7	114.7	114.7
		Primary Care Dentist	1 in 30 miles or 30 mins	4	0.7	100	N	30.7	30.8	30.9
Greene, IA	608	Endodontists	1 in 60 miles or 60 mins	608	100.0	75	N	96.1	96.2	96.2
		Endodontists	1 in 90 miles or 90 mins	528	86.8	100	N	97.3	97.4	97.4
		Periodontists	1 in 60 miles or 60 mins	608	100.0	75	N	94.1	96.2	96.2
		Periodontists	1 in 90 miles or 90 mins	506	83.2	100	N	95.3	97.0	97.0
		Prosthodontists	1 in 60 miles or 60 mins	608	100.0	75	N	96.2	96.2	96.2
		Prosthodontists	1 in 90 miles or 90 mins	528	86.8	100	N	97.4	97.4	97.4
		Endodontists	1 in 60 miles or 60 mins	338	67.7	75	N	64.7	81.6	81.6
Grundy, IA	499	Periodontists	1 in 60 miles or 60 mins	186	37.3	75	N	65.2	74.2	74.2
		Prosthodontists	1 in 60 miles or 60 mins	499	100.0	75	N	78.9	78.9	78.9
		Prosthodontists	1 in 90 miles or 90 mins	29	5.8	100	N	92.3	92.3	92.3
		Primary Care Dentist	1 in 30 miles or 30 mins	92	18.4	100	N	32.2	32.2	32.8
Guthrie, IA	499	Endodontists	1 in 60 miles or 60 mins	499	100.0	75	N	83.0	83.4	83.4
		Endodontists	1 in 90 miles or 90 mins	30	6.0	100	N	92.4	92.7	92.7
		Periodontists	1 in 60 miles or 60 mins	499	100.0	75	N	83.4	83.4	83.4
		Periodontists	1 in 90 miles or 90 mins	38	7.6	100	N	92.2	92.2	92.2

Access Detail by County

February 26, 2025

Access Analysis

All Access

DWP Member / Provider Groups

DWP Members

Primary Care Dentist

Endodontists

Endodontists

Oral Surgeons

Oral Surgeons

Orthodontists

Orthodontists

Periodontists

Periodontists

Prosthodontists

Prosthodontists

Pedodontists

Pedodontists

DWP Members Without Access										
County	DWP Member	Provider		Without Access		Access Requirements		Average Distance		
	#	Group	Standard	#	%	Req %	Met	1	2	3
Guthrie, IA	499	Prosthodontists	1 in 60 miles or 60 mins	499	100.0	75	N	83.4	83.4	83.4
		Prosthodontists	1 in 90 miles or 90 mins	38	7.6	100	N	92.2	92.2	92.2
Hamilton, IA	866	Endodontists	1 in 60 miles or 60 mins	866	100.0	75	N	111.9	125.2	125.2
		Endodontists	1 in 90 miles or 90 mins	866	100.0	100	N	111.9	125.2	125.2
		Oral Surgeons	1 in 60 miles or 60 mins	32	3.7	75	Y	61.5	61.7	61.7
		Periodontists	1 in 60 miles or 60 mins	237	27.4	75	N	65.2	118.4	118.4
		Prosthodontists	1 in 60 miles or 60 mins	866	100.0	75	N	125.2	125.2	125.2
		Prosthodontists	1 in 90 miles or 90 mins	866	100.0	100	N	125.2	125.2	125.2
Hancock, IA	456	Endodontists	1 in 60 miles or 60 mins	456	100.0	75	N	127.9	147.4	147.4
		Endodontists	1 in 90 miles or 90 mins	456	100.0	100	N	127.9	147.4	147.4
		Oral Surgeons	1 in 60 miles or 60 mins	456	100.0	75	N	71.7	77.9	85.9
		Orthodontists	1 in 60 miles or 60 mins	455	99.8	75	N	69.0	73.0	73.8
		Prosthodontists	1 in 60 miles or 60 mins	456	100.0	75	N	147.4	147.4	147.4
		Prosthodontists	1 in 90 miles or 90 mins	456	100.0	100	N	147.4	147.4	147.4
		Endodontists	1 in 60 miles or 60 mins	931	100.0	75	N	83.9	99.8	99.8
		Endodontists	1 in 90 miles or 90 mins	125	13.4	100	N	93.2	108.0	108.0
Hardin, IA	931	Periodontists	1 in 60 miles or 60 mins	103	11.1	75	Y	62.7	91.4	91.4
		Prosthodontists	1 in 60 miles or 60 mins	931	100.0	75	N	99.8	99.8	99.8
		Prosthodontists	1 in 90 miles or 90 mins	869	93.3	100	N	100.7	100.7	100.7
		Endodontists	1 in 60 miles or 60 mins	353	100.0	75	N	97.7	122.2	122.2
		Endodontists	1 in 90 miles or 90 mins	334	94.6	100	N	98.2	122.7	122.7
		Oral Surgeons	1 in 60 miles or 60 mins	272	77.1	75	N	64.6	104.8	104.8
Howard, IA	353	Orthodontists	1 in 60 miles or 60 mins	226	64.0	75	N	61.7	96.2	96.2
		Prosthodontists	1 in 60 miles or 60 mins	353	100.0	75	N	122.2	122.2	122.2
		Prosthodontists	1 in 90 miles or 90 mins	353	100.0	100	N	122.2	122.2	122.2
		Endodontists	1 in 60 miles or 60 mins	561	100.0	75	N	133.3	135.1	135.1
		Endodontists	1 in 90 miles or 90 mins	561	100.0	100	N	133.3	135.1	135.1
		Oral Surgeons	1 in 60 miles or 60 mins	50	8.9	75	Y	62.3	63.8	82.2
		Orthodontists	1 in 60 miles or 60 mins	50	8.9	75	Y	62.3	62.3	63.8
		Periodontists	1 in 60 miles or 60 mins	139	24.8	75	Y	63.1	131.1	131.1
Humboldt, IA	561	Prosthodontists	1 in 60 miles or 60 mins	561	100.0	75	N	135.1	135.1	135.1
		Prosthodontists	1 in 90 miles or 90 mins	561	100.0	100	N	135.1	135.1	135.1
		Pedodontists	1 in 60 miles or 60 mins	26	4.6	75	Y	61.1	64.6	71.0
		Primary Care Dentist	1 in 30 miles or 30 mins	51	14.8	100	N	30.9	30.9	39.6
		Endodontists	1 in 60 miles or 60 mins	344	100.0	75	N	81.0	81.0	81.0
		Endodontists	1 in 90 miles or 90 mins	1	0.3	100	N	91.7	91.7	91.7
		Periodontists	1 in 60 miles or 60 mins	344	100.0	75	N	81.0	81.0	81.0
		Periodontists	1 in 90 miles or 90 mins	1	0.3	100	N	91.7	91.7	91.7
Ida, IA	344	Prosthodontists	1 in 60 miles or 60 mins	344	100.0	75	N	81.0	81.0	81.0
		Prosthodontists	1 in 90 miles or 90 mins	1	0.3	100	N	91.7	91.7	91.7
		Prosthodontists	1 in 90 miles or 90 mins	1	0.3	100	N	91.7	91.7	91.7

Access Detail by County

February 26, 2025

Access Analysis

All Access

DWP Member / Provider Groups

DWP Members

Primary Care Dentist

Endodontists

Endodontists

Oral Surgeons

Oral Surgeons

Orthodontists

Orthodontists

Periodontists

Periodontists

Prosthodontists

Prosthodontists

Pedodontists

Pedodontists

DWP Members Without Access										
County	DWP Member	Provider		Without Access		Access Requirements		Average Distance		
	#	Group	Standard	#	%	Req %	Met	1	2	3
Jackson, IA	884	Endodontists	1 in 60 miles or 60 mins	269	30.4	75	N	68.0	70.2	70.2
		Oral Surgeons	1 in 60 miles or 60 mins	273	30.9	75	N	68.4	68.4	68.4
		Orthodontists	1 in 60 miles or 60 mins	242	27.4	75	N	65.2	65.2	65.2
		Periodontists	1 in 60 miles or 60 mins	291	32.9	75	N	69.4	69.7	69.7
		Prosthodontists	1 in 60 miles or 60 mins	291	32.9	75	N	69.4	69.4	69.7
		Primary Care Dentist	1 in 30 miles or 30 mins	19	0.8	100	N	31.5	31.5	31.5
Jasper, IA	2,271	Endodontists	1 in 60 miles or 60 mins	2,254	99.3	75	N	76.2	78.9	78.9
		Endodontists	1 in 90 miles or 90 mins	2	0.1	100	N	90.6	92.0	92.0
		Periodontists	1 in 60 miles or 60 mins	2,271	100.0	75	N	78.8	78.8	78.8
		Periodontists	1 in 90 miles or 90 mins	20	0.9	100	N	91.7	91.7	91.7
		Prosthodontists	1 in 60 miles or 60 mins	2,271	100.0	75	N	78.8	78.8	78.8
		Prosthodontists	1 in 90 miles or 90 mins	22	1.0	100	N	91.7	91.7	91.7
Jefferson, IA	1,076	Endodontists	1 in 60 miles or 60 mins	1	0.1	75	Y	61.0	61.0	61.0
		Oral Surgeons	1 in 60 miles or 60 mins	1	0.1	75	Y	61.0	61.0	61.0
		Orthodontists	1 in 60 miles or 60 mins	1	0.1	75	Y	61.0	61.0	61.0
		Periodontists	1 in 60 miles or 60 mins	1	0.1	75	Y	61.0	61.0	61.0
		Prosthodontists	1 in 60 miles or 60 mins	1	0.1	75	Y	61.0	61.0	61.0
		Primary Care Dentist	1 in 30 miles or 30 mins	42	6.5	100	N	32.4	37.2	37.3
Kossuth, IA	647	Endodontists	1 in 60 miles or 60 mins	647	100.0	75	N	150.6	156.0	156.0
		Endodontists	1 in 90 miles or 90 mins	647	100.0	100	N	150.6	156.0	156.0
		Oral Surgeons	1 in 60 miles or 60 mins	3	0.5	75	Y	60.9	80.4	105.6
		Periodontists	1 in 60 miles or 60 mins	54	8.3	75	Y	62.2	148.8	148.8
		Prosthodontists	1 in 60 miles or 60 mins	647	100.0	75	N	156.0	156.0	156.0
		Prosthodontists	1 in 90 miles or 90 mins	647	100.0	100	N	156.0	156.0	156.0
Lee, IA	3,116	Endodontists	1 in 60 miles or 60 mins	3,109	99.8	75	N	79.0	79.0	79.0
		Oral Surgeons	1 in 60 miles or 60 mins	3,109	99.8	75	N	79.0	79.0	79.0
		Orthodontists	1 in 60 miles or 60 mins	3,109	99.8	75	N	79.0	79.0	79.0
		Periodontists	1 in 60 miles or 60 mins	3,109	99.8	75	N	79.0	79.0	79.0
		Prosthodontists	1 in 60 miles or 60 mins	3,109	99.8	75	N	79.0	79.0	79.0
		Primary Care Dentist	1 in 30 miles or 30 mins	7	1.0	100	N	30.8	30.8	30.8
Lucas, IA	686	Endodontists	1 in 60 miles or 60 mins	686	100.0	75	N	101.9	101.9	101.9
		Endodontists	1 in 90 miles or 90 mins	685	99.9	100	N	101.9	101.9	101.9
		Periodontists	1 in 60 miles or 60 mins	686	100.0	75	N	101.9	101.9	101.9
		Periodontists	1 in 90 miles or 90 mins	685	99.9	100	N	101.9	101.9	101.9
		Prosthodontists	1 in 60 miles or 60 mins	686	100.0	75	N	101.9	101.9	101.9
		Prosthodontists	1 in 90 miles or 90 mins	685	99.9	100	N	101.9	101.9	101.9
Lyon, IA	546	Primary Care Dentist	1 in 30 miles or 30 mins	23	4.2	100	N	31.1	31.1	31.4
		Endodontists	1 in 60 miles or 60 mins	546	100.0	75	N	147.3	147.3	147.3
		Endodontists	1 in 90 miles or 90 mins	546	100.0	100	N	147.3	147.3	147.3
		Periodontists	1 in 60 miles or 60 mins	546	100.0	75	N	145.6	147.3	147.3

Access Detail by County

February 26, 2025

Access Analysis

All Access

DWP Member / Provider Groups

DWP Members

Primary Care Dentist

Endodontists

Endodontists

Oral Surgeons

Oral Surgeons

Orthodontists

Orthodontists

Periodontists

Periodontists

Prosthodontists

Prosthodontists

Pedodontists

Pedodontists

DWP Members Without Access										
County	DWP Member	Provider		Without Access		Access Requirements		Average Distance		
	#	Group	Standard	#	%	Req %	Met	1	2	3
Lyon, IA	546	Periodontists	1 in 90 miles or 90 mins	546	100.0	100	N	145.6	147.3	147.3
		Prosthodontists	1 in 60 miles or 60 mins	546	100.0	75	N	147.3	147.3	147.3
		Prosthodontists	1 in 90 miles or 90 mins	546	100.0	100	N	147.3	147.3	147.3
Madison, IA	774	Endodontists	1 in 60 miles or 60 mins	774	100.0	75	N	100.5	101.2	101.2
		Endodontists	1 in 90 miles or 90 mins	761	98.3	100	N	100.7	101.4	101.4
		Periodontists	1 in 60 miles or 60 mins	774	100.0	75	N	101.2	101.2	101.2
		Periodontists	1 in 90 miles or 90 mins	763	98.6	100	N	101.3	101.3	101.3
		Prosthodontists	1 in 60 miles or 60 mins	774	100.0	75	N	101.2	101.2	101.2
		Prosthodontists	1 in 90 miles or 90 mins	763	98.6	100	N	101.3	101.3	101.3
		Prosthodontists	1 in 90 miles or 90 mins	763	98.6	100	N	101.3	101.3	101.3
Mahaska, IA	1,391	Primary Care Dentist	1 in 30 miles or 30 mins	96	6.9	100	N	33.0	33.4	33.4
		Endodontists	1 in 60 miles or 60 mins	1,154	83.0	75	N	62.9	62.9	62.9
		Oral Surgeons	1 in 60 miles or 60 mins	1,042	74.9	75	N	61.3	61.3	61.3
		Periodontists	1 in 60 miles or 60 mins	1,154	83.0	75	N	62.9	62.9	62.9
		Prosthodontists	1 in 60 miles or 60 mins	1,154	83.0	75	N	62.9	62.9	62.9
Marion, IA	1,405	Primary Care Dentist	1 in 30 miles or 30 mins	580	41.3	100	N	34.1	34.1	34.1
		Endodontists	1 in 60 miles or 60 mins	1,405	100.0	75	N	82.2	82.2	82.2
		Endodontists	1 in 90 miles or 90 mins	218	15.5	100	N	92.3	92.3	92.3
		Periodontists	1 in 60 miles or 60 mins	1,405	100.0	75	N	82.2	82.2	82.2
		Periodontists	1 in 90 miles or 90 mins	218	15.5	100	N	92.3	92.3	92.3
		Prosthodontists	1 in 60 miles or 60 mins	1,405	100.0	75	N	82.2	82.2	82.2
		Prosthodontists	1 in 90 miles or 90 mins	218	15.5	100	N	92.3	92.3	92.3
Marshall, IA	3,472	Endodontists	1 in 60 miles or 60 mins	3,338	96.1	75	N	65.3	75.7	75.7
		Periodontists	1 in 60 miles or 60 mins	3,472	100.0	75	N	74.6	75.4	75.4
		Prosthodontists	1 in 60 miles or 60 mins	3,472	100.0	75	N	75.4	75.4	75.4
		Prosthodontists	1 in 90 miles or 90 mins	19	0.5	100	N	90.9	90.9	90.9
Mitchell, IA	348	Endodontists	1 in 60 miles or 60 mins	348	100.0	75	N	108.5	132.1	132.1
		Endodontists	1 in 90 miles or 90 mins	348	100.0	100	N	108.5	132.1	132.1
		Oral Surgeons	1 in 60 miles or 60 mins	338	97.1	75	N	64.9	112.0	113.8
		Orthodontists	1 in 60 miles or 60 mins	123	35.3	75	N	65.1	109.5	110.3
		Prosthodontists	1 in 60 miles or 60 mins	348	100.0	75	N	132.1	132.1	132.1
		Prosthodontists	1 in 90 miles or 90 mins	348	100.0	100	N	132.1	132.1	132.1
Monona, IA	628	Primary Care Dentist	1 in 30 miles or 30 mins	75	11.9	100	N	32.0	32.5	32.5
		Endodontists	1 in 60 miles or 60 mins	168	26.8	75	N	62.2	62.2	62.2
		Orthodontists	1 in 60 miles or 60 mins	15	2.4	75	Y	62.5	62.9	63.7
		Periodontists	1 in 60 miles or 60 mins	168	26.8	75	N	62.2	62.2	62.2
		Prosthodontists	1 in 60 miles or 60 mins	168	26.8	75	N	62.2	62.2	62.2
Monroe, IA	548	Endodontists	1 in 60 miles or 60 mins	548	100.0	75	N	79.3	79.3	79.3
		Endodontists	1 in 90 miles or 90 mins	18	3.3	100	N	92.0	92.0	92.0
		Oral Surgeons	1 in 60 miles or 60 mins	462	84.3	75	N	66.4	66.4	66.4
		Periodontists	1 in 60 miles or 60 mins	548	100.0	75	N	79.3	79.3	79.3

Access Detail by County

February 26, 2025

Access Analysis

All Access

DWP Member / Provider Groups

DWP Members

Primary Care Dentist

Endodontists

Endodontists

Oral Surgeons

Oral Surgeons

Orthodontists

Orthodontists

Periodontists

Periodontists

Prosthodontists

Prosthodontists

Pedodontists

Pedodontists

DWP Members Without Access										
County	DWP Member	Provider		Without Access		Access Requirements		Average Distance		
	#	Group	Standard	#	%	Req %	Met	1	2	3
Monroe, IA	548	Periodontists	1 in 90 miles or 90 mins	18	3.3	100	N	92.0	92.0	92.0
		Prosthodontists	1 in 60 miles or 60 mins	548	100.0	75	N	79.3	79.3	79.3
		Prosthodontists	1 in 90 miles or 90 mins	18	3.3	100	N	92.0	92.0	92.0
O'Brien, IA	803	Primary Care Dentist	1 in 30 miles or 30 mins	153	19.1	100	N	35.6	35.6	35.7
		Endodontists	1 in 60 miles or 60 mins	803	100.0	75	N	129.3	129.3	129.3
		Endodontists	1 in 90 miles or 90 mins	803	100.0	100	N	129.3	129.3	129.3
		Periodontists	1 in 60 miles or 60 mins	803	100.0	75	N	124.3	129.3	129.3
		Periodontists	1 in 90 miles or 90 mins	803	100.0	100	N	124.3	129.3	129.3
		Prosthodontists	1 in 60 miles or 60 mins	803	100.0	75	N	129.3	129.3	129.3
		Prosthodontists	1 in 90 miles or 90 mins	803	100.0	100	N	129.3	129.3	129.3
		Primary Care Dentist	1 in 30 miles or 30 mins	273	85.3	100	N	34.8	34.8	35.0
		Endodontists	1 in 60 miles or 60 mins	320	100.0	75	N	146.8	146.8	146.8
Osceola, IA	320	Endodontists	1 in 90 miles or 90 mins	320	100.0	100	N	146.8	146.8	146.8
		Periodontists	1 in 60 miles or 60 mins	320	100.0	75	N	125.2	146.8	146.8
		Periodontists	1 in 90 miles or 90 mins	320	100.0	100	N	125.2	146.8	146.8
		Prosthodontists	1 in 60 miles or 60 mins	320	100.0	75	N	146.8	146.8	146.8
		Prosthodontists	1 in 90 miles or 90 mins	320	100.0	100	N	146.8	146.8	146.8
		Endodontists	1 in 60 miles or 60 mins	86	8.4	75	Y	63.7	64.8	64.8
		Oral Surgeons	1 in 60 miles or 60 mins	256	25.1	75	N	61.8	61.8	61.8
		Orthodontists	1 in 60 miles or 60 mins	29	2.8	75	Y	62.5	66.0	67.6
		Periodontists	1 in 60 miles or 60 mins	256	25.1	75	N	61.8	61.8	61.8
Page, IA	1,018	Prosthodontists	1 in 60 miles or 60 mins	256	25.1	75	N	61.8	61.8	61.8
		Pedodontists	1 in 60 miles or 60 mins	27	2.7	75	Y	61.9	62.3	63.7
		Primary Care Dentist	1 in 30 miles or 30 mins	504	97.9	100	N	39.1	40.0	43.0
		Endodontists	1 in 60 miles or 60 mins	515	100.0	75	N	141.6	141.6	141.6
		Endodontists	1 in 90 miles or 90 mins	515	100.0	100	N	141.6	141.6	141.6
		Periodontists	1 in 60 miles or 60 mins	515	100.0	75	N	75.8	141.6	141.6
		Prosthodontists	1 in 60 miles or 60 mins	515	100.0	75	N	141.6	141.6	141.6
		Prosthodontists	1 in 90 miles or 90 mins	515	100.0	100	N	141.6	141.6	141.6
		Pedodontists	1 in 60 miles or 60 mins	445	86.4	75	N	66.6	75.4	79.3
Palo Alto, IA	515	Endodontists	1 in 60 miles or 60 mins	1,392	100.0	75	N	104.0	104.0	104.0
		Endodontists	1 in 90 miles or 90 mins	1,388	99.7	100	N	104.1	104.1	104.1
		Periodontists	1 in 60 miles or 60 mins	1,392	100.0	75	N	104.0	104.0	104.0
		Periodontists	1 in 90 miles or 90 mins	1,388	99.7	100	N	104.1	104.1	104.1
		Prosthodontists	1 in 60 miles or 60 mins	1,392	100.0	75	N	104.0	104.0	104.0
		Prosthodontists	1 in 90 miles or 90 mins	1,388	99.7	100	N	104.1	104.1	104.1
		Pedodontists	1 in 60 miles or 60 mins	445	86.4	75	N	66.6	75.4	79.3
		Endodontists	1 in 60 miles or 60 mins	1,392	100.0	75	N	104.0	104.0	104.0
		Endodontists	1 in 90 miles or 90 mins	1,388	99.7	100	N	104.1	104.1	104.1
Plymouth, IA	1,392	Periodontists	1 in 60 miles or 60 mins	1,392	100.0	75	N	104.0	104.0	104.0
		Periodontists	1 in 90 miles or 90 mins	1,388	99.7	100	N	104.1	104.1	104.1
		Prosthodontists	1 in 60 miles or 60 mins	1,392	100.0	75	N	104.0	104.0	104.0
		Prosthodontists	1 in 90 miles or 90 mins	1,388	99.7	100	N	104.1	104.1	104.1
		Pedodontists	1 in 60 miles or 60 mins	445	86.4	75	N	66.6	75.4	79.3
		Endodontists	1 in 60 miles or 60 mins	1,392	100.0	75	N	104.0	104.0	104.0
		Endodontists	1 in 90 miles or 90 mins	1,388	99.7	100	N	104.1	104.1	104.1
		Periodontists	1 in 60 miles or 60 mins	1,392	100.0	75	N	104.0	104.0	104.0
		Periodontists	1 in 90 miles or 90 mins	1,388	99.7	100	N	104.1	104.1	104.1
Pocahontas, IA	492	Primary Care Dentist	1 in 30 miles or 30 mins	18	3.7	100	N	32.8	32.8	34.5
		Endodontists	1 in 60 miles or 60 mins	492	100.0	75	N	121.0	121.0	121.0
		Endodontists	1 in 90 miles or 90 mins	492	100.0	100	N	121.0	121.0	121.0
		Periodontists	1 in 60 miles or 60 mins	492	100.0	75	N	81.6	121.0	121.0

Access Detail by County

February 26, 2025

Access Analysis

All Access

DWP Member / Provider Groups

DWP Members

Primary Care Dentist

Endodontists

Endodontists

Oral Surgeons

Oral Surgeons

Orthodontists

Orthodontists

Periodontists

Periodontists

Prosthodontists

Prosthodontists

Pedodontists

Pedodontists

DWP Members Without Access										
County	DWP Member	Provider		Without Access		Access Requirements		Average Distance		
	#	Group	Standard	#	%	Req %	Met	1	2	3
Pocahontas, IA	492	Periodontists	1 in 90 miles or 90 mins	59	12.0	100	N	92.6	107.2	107.2
		Prosthodontists	1 in 60 miles or 60 mins	492	100.0	75	N	121.0	121.0	121.0
		Prosthodontists	1 in 90 miles or 90 mins	492	100.0	100	N	121.0	121.0	121.0
		Pedodontists	1 in 60 miles or 60 mins	483	98.2	75	N	69.0	74.7	80.1
Polk, IA	36,969	Endodontists	1 in 60 miles or 60 mins	36,969	100.0	75	N	105.6	107.8	107.8
		Endodontists	1 in 90 miles or 90 mins	36,964	99.9	100	N	105.6	107.8	107.8
		Periodontists	1 in 60 miles or 60 mins	36,969	100.0	75	N	106.5	107.8	107.8
		Periodontists	1 in 90 miles or 90 mins	36,969	100.0	100	N	106.5	107.8	107.8
		Prosthodontists	1 in 60 miles or 60 mins	36,969	100.0	75	N	107.8	107.8	107.8
		Prosthodontists	1 in 90 miles or 90 mins	36,969	100.0	100	N	107.8	107.8	107.8
		Primary Care Dentist	1 in 30 miles or 30 mins	7	0.8	100	N	31.3	31.4	31.4
		Endodontists	1 in 60 miles or 60 mins	13	1.6	75	Y	60.4	61.4	61.4
Poweshiek, IA	825	Periodontists	1 in 60 miles or 60 mins	472	57.2	75	N	61.0	61.0	61.0
		Prosthodontists	1 in 60 miles or 60 mins	472	57.2	75	N	61.0	61.0	61.0
		Endodontists	1 in 60 miles or 60 mins	297	100.0	75	N	96.4	97.3	97.3
		Endodontists	1 in 90 miles or 90 mins	264	88.9	100	N	97.4	98.3	98.3
Ringgold, IA	297	Oral Surgeons	1 in 60 miles or 60 mins	283	95.3	75	N	66.6	66.6	66.6
		Orthodontists	1 in 60 miles or 60 mins	30	10.1	75	Y	64.5	72.8	72.8
		Periodontists	1 in 60 miles or 60 mins	297	100.0	75	N	97.3	97.3	97.3
		Periodontists	1 in 90 miles or 90 mins	267	89.9	100	N	98.3	98.3	98.3
		Prosthodontists	1 in 60 miles or 60 mins	297	100.0	75	N	97.3	97.3	97.3
		Prosthodontists	1 in 90 miles or 90 mins	267	89.9	100	N	98.3	98.3	98.3
		Pedodontists	1 in 60 miles or 60 mins	240	80.8	75	N	63.9	63.9	63.9
		Endodontists	1 in 60 miles or 60 mins	458	100.0	75	N	89.3	89.3	89.3
		Endodontists	1 in 90 miles or 90 mins	258	56.3	100	N	93.4	93.4	93.4
		Periodontists	1 in 60 miles or 60 mins	458	100.0	75	N	89.3	89.3	89.3
		Periodontists	1 in 90 miles or 90 mins	258	56.3	100	N	93.4	93.4	93.4
		Prosthodontists	1 in 60 miles or 60 mins	458	100.0	75	N	89.3	89.3	89.3
Sac, IA	458	Prosthodontists	1 in 90 miles or 90 mins	258	56.3	100	N	93.4	93.4	93.4
		Pedodontists	1 in 60 miles or 60 mins	360	78.6	75	N	68.3	72.3	72.8
		Endodontists	1 in 60 miles or 60 mins	208	1.5	75	Y	61.9	61.9	61.9
		Oral Surgeons	1 in 60 miles or 60 mins	200	1.5	75	Y	61.7	61.7	61.7
		Orthodontists	1 in 60 miles or 60 mins	200	1.5	75	Y	61.7	61.7	62.0
		Periodontists	1 in 60 miles or 60 mins	200	1.5	75	Y	61.7	62.0	62.0
		Prosthodontists	1 in 60 miles or 60 mins	200	1.5	75	Y	61.7	61.7	62.0
		Endodontists	1 in 60 miles or 60 mins	1,564	100.0	75	N	125.8	125.8	125.8
Scott, IA	13,674	Endodontists	1 in 90 miles or 90 mins	1,564	100.0	100	N	125.8	125.8	125.8
		Periodontists	1 in 60 miles or 60 mins	1,564	100.0	75	N	125.8	125.8	125.8
		Periodontists	1 in 90 miles or 90 mins	1,564	100.0	100	N	125.8	125.8	125.8
		Prosthodontists	1 in 60 miles or 60 mins	1,564	100.0	75	N	125.8	125.8	125.8
		Prosthodontists	1 in 90 miles or 90 mins	1,564	100.0	75	N	125.8	125.8	125.8
Sioux, IA	1,564	Endodontists	1 in 60 miles or 60 mins	1,564	100.0	75	N	125.8	125.8	125.8
		Endodontists	1 in 90 miles or 90 mins	1,564	100.0	100	N	125.8	125.8	125.8
		Periodontists	1 in 60 miles or 60 mins	1,564	100.0	75	N	125.8	125.8	125.8
		Periodontists	1 in 90 miles or 90 mins	1,564	100.0	100	N	125.8	125.8	125.8
		Prosthodontists	1 in 60 miles or 60 mins	1,564	100.0	75	N	125.8	125.8	125.8

Access Detail by County

February 26, 2025

Access Analysis

All Access

DWP Member / Provider Groups

DWP Members

Primary Care Dentist

Endodontists

Endodontists

Oral Surgeons

Oral Surgeons

Orthodontists

Orthodontists

Periodontists

Periodontists

Prosthodontists

Prosthodontists

Pedodontists

Pedodontists

DWP Members Without Access										
County	DWP Member	Provider		Without Access		Access Requirements		Average Distance		
	#	Group	Standard	#	%	Req %	Met	1	2	3
Sioux, IA	1,564	Prosthodontists	1 in 90 miles or 90 mins	1,564	100.0	100	N	125.8	125.8	125.8
Story, IA	3,478	Endodontists	1 in 60 miles or 60 mins	3,478	100.0	75	N	99.6	108.3	108.3
		Endodontists	1 in 90 miles or 90 mins	3,265	93.9	100	N	100.4	109.2	109.2
		Periodontists	1 in 60 miles or 60 mins	3,478	100.0	75	N	80.9	108.3	108.3
		Periodontists	1 in 90 miles or 90 mins	68	2.0	100	N	91.6	110.7	110.7
		Prosthodontists	1 in 60 miles or 60 mins	3,478	100.0	75	N	108.3	108.3	108.3
		Prosthodontists	1 in 90 miles or 90 mins	3,470	99.8	100	N	108.4	108.4	108.4
Tama, IA	1,157	Periodontists	1 in 60 miles or 60 mins	365	31.5	75	N	63.3	63.3	63.3
		Prosthodontists	1 in 60 miles or 60 mins	365	31.5	75	N	63.3	63.3	63.3
Taylor, IA	382	Primary Care Dentist	1 in 30 miles or 30 mins	5	1.3	100	N	31.1	31.1	32.2
		Endodontists	1 in 60 miles or 60 mins	382	100.0	75	N	75.9	76.9	76.9
		Oral Surgeons	1 in 60 miles or 60 mins	382	100.0	75	N	70.8	70.8	70.8
		Orthodontists	1 in 60 miles or 60 mins	374	97.9	75	N	66.1	71.0	71.8
		Periodontists	1 in 60 miles or 60 mins	382	100.0	75	N	76.9	76.9	76.9
		Prosthodontists	1 in 60 miles or 60 mins	382	100.0	75	N	76.9	76.9	76.9
		Pedodontists	1 in 60 miles or 60 mins	351	91.9	75	N	66.6	67.3	67.4
Union, IA	858	Endodontists	1 in 60 miles or 60 mins	858	100.0	75	N	84.9	85.7	85.7
		Endodontists	1 in 90 miles or 90 mins	162	18.9	100	N	94.0	94.8	94.8
		Periodontists	1 in 60 miles or 60 mins	858	100.0	75	N	85.7	85.7	85.7
		Periodontists	1 in 90 miles or 90 mins	164	19.1	100	N	94.7	94.7	94.7
		Prosthodontists	1 in 60 miles or 60 mins	858	100.0	75	N	85.7	85.7	85.7
		Prosthodontists	1 in 90 miles or 90 mins	164	19.1	100	N	94.7	94.7	94.7
Van Buren, IA	390	Primary Care Dentist	1 in 30 miles or 30 mins	69	17.7	100	N	31.3	31.3	31.3
		Endodontists	1 in 60 miles or 60 mins	295	75.6	75	N	68.5	68.5	68.5
		Oral Surgeons	1 in 60 miles or 60 mins	295	75.6	75	N	68.5	68.5	68.5
		Orthodontists	1 in 60 miles or 60 mins	295	75.6	75	N	68.5	68.5	68.5
		Periodontists	1 in 60 miles or 60 mins	295	75.6	75	N	68.5	68.5	68.5
		Prosthodontists	1 in 60 miles or 60 mins	295	75.6	75	N	68.5	68.5	68.5
Wapello, IA	3,882	Endodontists	1 in 60 miles or 60 mins	3,769	97.1	75	N	63.6	63.6	63.6
		Oral Surgeons	1 in 60 miles or 60 mins	3,759	96.8	75	N	63.3	63.3	63.3
		Orthodontists	1 in 60 miles or 60 mins	3,655	94.2	75	N	63.2	63.5	63.5
		Periodontists	1 in 60 miles or 60 mins	3,769	97.1	75	N	63.6	63.6	63.6
		Prosthodontists	1 in 60 miles or 60 mins	3,769	97.1	75	N	63.6	63.6	63.6
Warren, IA	2,203	Endodontists	1 in 60 miles or 60 mins	2,203	100.0	75	N	107.1	107.3	107.3
		Endodontists	1 in 90 miles or 90 mins	2,203	100.0	100	N	107.1	107.3	107.3
		Periodontists	1 in 60 miles or 60 mins	2,203	100.0	75	N	107.3	107.3	107.3
		Periodontists	1 in 90 miles or 90 mins	2,203	100.0	100	N	107.3	107.3	107.3
		Prosthodontists	1 in 60 miles or 60 mins	2,203	100.0	75	N	107.3	107.3	107.3
		Prosthodontists	1 in 90 miles or 90 mins	2,203	100.0	100	N	107.3	107.3	107.3
Wayne, IA	367	Endodontists	1 in 60 miles or 60 mins	367	100.0	75	N	113.6	113.6	113.6

Access Detail by County

February 26, 2025

Access Analysis

All Access

DWP Member / Provider Groups

DWP Members

Primary Care Dentist

Endodontists

Endodontists

Oral Surgeons

Oral Surgeons

Orthodontists

Orthodontists

Periodontists

Periodontists

Prosthodontists

Prosthodontists

Pedodontists

Pedodontists

DWP Members Without Access										
County	DWP Member	Provider		Without Access		Access Requirements		Average Distance		
	#	Group	Standard	#	%	Req %	Met	1	2	3
Wayne, IA	367	Endodontists	1 in 90 miles or 90 mins	367	100.0	100	N	113.6	113.6	113.6
		Oral Surgeons	1 in 60 miles or 60 mins	297	80.9	75	N	68.0	68.0	68.0
		Periodontists	1 in 60 miles or 60 mins	367	100.0	75	N	113.6	113.6	113.6
		Periodontists	1 in 90 miles or 90 mins	367	100.0	100	N	113.6	113.6	113.6
		Prosthodontists	1 in 60 miles or 60 mins	367	100.0	75	N	113.6	113.6	113.6
		Prosthodontists	1 in 90 miles or 90 mins	367	100.0	100	N	113.6	113.6	113.6
		Pedodontists	1 in 60 miles or 60 mins	43	11.7	75	Y	63.9	67.6	67.6
		Pedodontists	1 in 90 miles or 90 mins	43	11.7	75	Y	63.9	67.6	67.6
Webster, IA	2,907	Endodontists	1 in 60 miles or 60 mins	2,907	100.0	75	N	123.2	123.3	123.3
		Endodontists	1 in 90 miles or 90 mins	2,907	100.0	100	N	123.2	123.3	123.3
		Periodontists	1 in 60 miles or 60 mins	2,891	99.4	75	N	68.3	123.2	123.2
		Prosthodontists	1 in 60 miles or 60 mins	2,907	100.0	75	N	123.3	123.3	123.3
		Prosthodontists	1 in 90 miles or 90 mins	2,907	100.0	100	N	123.3	123.3	123.3
		Prosthodontists	1 in 60 miles or 60 mins	502	100.0	75	N	136.2	157.2	157.2
		Endodontists	1 in 90 miles or 90 mins	502	100.0	100	N	136.2	157.2	157.2
		Oral Surgeons	1 in 60 miles or 60 mins	502	100.0	75	N	76.6	86.4	94.2
Winnebago, IA	502	Orthodontists	1 in 60 miles or 60 mins	452	90.0	75	N	74.9	76.2	76.3
		Prosthodontists	1 in 60 miles or 60 mins	502	100.0	75	N	157.2	157.2	157.2
		Prosthodontists	1 in 90 miles or 90 mins	502	100.0	100	N	157.2	157.2	157.2
		Primary Care Dentist	1 in 30 miles or 30 mins	15	3.8	100	N	34.2	34.5	34.5
		Endodontists	1 in 60 miles or 60 mins	395	100.0	75	N	87.9	112.3	112.3
		Endodontists	1 in 90 miles or 90 mins	101	25.6	100	N	94.0	118.4	118.4
		Oral Surgeons	1 in 60 miles or 60 mins	293	74.2	75	N	65.3	96.2	96.2
		Orthodontists	1 in 60 miles or 60 mins	266	67.3	75	N	64.1	87.4	87.4
Winneshiek, IA	395	Periodontists	1 in 60 miles or 60 mins	385	97.5	75	N	71.2	112.1	112.2
		Prosthodontists	1 in 60 miles or 60 mins	395	100.0	75	N	112.2	112.2	112.3
		Prosthodontists	1 in 90 miles or 90 mins	395	100.0	100	N	112.2	112.2	112.3
		Primary Care Dentist	1 in 30 miles or 30 mins	54	0.5	100	N	31.6	31.6	32.4
		Endodontists	1 in 60 miles or 60 mins	11,843	100.0	75	N	87.4	87.4	87.4
		Endodontists	1 in 90 miles or 90 mins	1,539	13.0	100	N	90.6	90.6	90.6
		Orthodontists	1 in 60 miles or 60 mins	113	1.0	75	Y	61.0	61.0	65.3
		Periodontists	1 in 60 miles or 60 mins	11,843	100.0	75	N	87.4	87.4	87.4
Woodbury, IA	11,843	Periodontists	1 in 90 miles or 90 mins	1,539	13.0	100	N	90.6	90.6	90.6
		Prosthodontists	1 in 60 miles or 60 mins	11,843	100.0	75	N	87.4	87.4	87.4
		Prosthodontists	1 in 90 miles or 90 mins	1,539	13.0	100	N	90.6	90.6	90.6
		Endodontists	1 in 60 miles or 60 mins	358	100.0	75	N	122.9	145.2	145.2
		Endodontists	1 in 90 miles or 90 mins	358	100.0	100	N	122.9	145.2	145.2
		Oral Surgeons	1 in 60 miles or 60 mins	358	100.0	75	N	76.6	97.4	110.2
		Orthodontists	1 in 60 miles or 60 mins	357	99.7	75	N	70.6	94.0	95.3
		Prosthodontists	1 in 60 miles or 60 mins	358	100.0	75	N	145.2	145.2	145.2
Worth, IA	358	Prosthodontists	1 in 90 miles or 90 mins	358	100.0	100	N	145.2	145.2	145.2
		Prosthodontists	1 in 90 miles or 90 mins	358	100.0	100	N	145.2	145.2	145.2

February 26, 2025

Access Analysis

All Access

DWP Member / Provider Groups

DWP Members

Primary Care Dentist

Endodontists

Endodontists

Oral Surgeons

Oral Surgeons

Orthodontists

Orthodontists

Periodontists

Periodontists

Prosthodontists

Prosthodontists

Pedodontists

Pedodontists

[illegible]