



Managed Care Network Geographic Access Report

Reporting Period: SFY2025 Q3

Date Prepared: 05/01/2025

## **Table of Contents**

Table 1 - Primary Care Provider (PCP) Section	4
Table 2 - Specialty Care Section	5
Table 3 - Behavioral Health Section	10
Table 4 - Hospital Section	11
Table 5 - Other Services Section	12
Table 6 - Long- Term Care Services Section	13
Table 6L Map: Waiver-Brain Injury: Adult Day Care; Rural; 60 min/miles;< 100% std	17
Table 6M Map: Waiver-Brain Injury: Prevocational Svc; Urban; 30 min/miles;< 100% std	18
Table 6N Map: Waiver-Brain Injury: Prevocational Svc; Rural; 60 min/miles;< 100% std	18
Table 6O Map: Waiver-Brain Injury: Support Employ; Urban; 30 min/miles;< 100% std	19
Table 6P Map: Waiver-Brain Injury: Support Employ; Rural; 60 min/miles;< 100% std	19
Table 6V Map: Waiver-Brain Injury: Respite; Rural; 60 min/miles;< 100% std	20
Table 6AA Map: Waiver-Child Mental Hlth: Med Day Care-Child; Urban; 30 min/miles;< 100% std	21
Table 6BB Map: Waiver-Child Mental Hlth: Med Day Care-Child; Rural; 60 min/miles;< 100% std	21
Table 6CC Map: Waiver-Elderly: Adult Day Care; Urban; 30 min/miles;< 100% std	22
Table 6DD Map: Waiver-Elderly: Adult Day Care; Rural; 60 min/miles;< 100% std	22
Table 6LL Map: Waiver-Hlth&Disability: Counseling; Rural; 60 min/miles;< 100% std	23
Table 6OO Map: Waiver-Hlth&Disability: Med Day Care-Child; Urban; 30 min/miles;< 100% std	24
Table 6PP Map: Waiver-Hlth&Disability: Med Day Care-Child; Rural; 60 min/miles;< 100% std	24
Table 6RR Map: Waiver-Hlth&Disability: Respite; Rural; 60 min/miles;< 100% std	25
Table 6TT Map: Waiver-Intel Disabilities: Adult Day Care; Rural; 60 min/miles;< 100% std	26

Table 6YY Map: Waiver-Intel Disabilities: Prevocational Svc; Urban; 30 min/miles;< 100% std	27
Table 6ZZ Map: Waiver-Intel Disabilities: Prevocational Svc; Rural; 60 min/miles;< 100% std	27
Table 6AAA Map: Waiver-Intel Disabilities: Support Employ; Urban; 30 min/miles;< 100% std	28
Table 6BBB Map: Waiver-Intel Disabilities: Support Employ; Rural; 60 min/miles;< 100% std	28
Table 6FFF Map: Waiver-Intel Disabilities: Respite; Rural; 60 min/miles;< 100% std	29
Table 6MMM Map: Waiver-Habilitation: Prevocational Svc; Urban; 30 min/miles;< 100% std	30
Table 6NNN Map: Waiver-Habilitation: Prevocational Svc; Rural; 60 min/miles;< 100% std	30
Table 6OOO Map: Waiver-Habilitation: Support Employ; Urban; 30 min/miles;< 100% std	31
Table 6PPP Map: Waiver-Habilitation: Support Employ; Rural; 60 min/miles;< 100% std	31

**Table 1 - Primary Care Provider (PCP) Section**

Table displays the percentage of members within the contract standards for Adult [all adults 19 years or older] and Pediatric [all children with age 0 to 18] PCP Providers and whether or not the contract standard was met (Y/N). The contract standard is to have access within 30 minutes or 30 miles from their personal residence for 100% of population. Percentages marked in red did not meet contract standards.

Provider Category	Provider Type	Time/Distance Standard	Provider Count	Members with Access	Percentage with Access	Standard Met (Y/N)	Ave Distance (Mies)
Primary Care Provider	PCP - Adult	30 minutes or 30 miles	8050	118024	100.00%	Y	2.8
Primary Care Provider	PCP - Pediatric	30 minutes or 30 miles	7841	115469	100.00%	Y	3.3

**Table 2 - Specialty Care Section**

Table displays the percentage of members within the contract standards for Specialty Care Adult [all adults 19 years or older] and Pediatric [all children with age 0 to 18], OB/GYN [all females with age 12 or older], and Neonatology [all newborns with age less than 1] providers and whether or not the contract standard was met (Y/N). The contract standard is to have access within 60 minutes or 60 miles for 75% of population, and 90 minutes or 90 miles for 100% of population from their personal residence. Percentages marked in red did not meet contract standards.

Provider Category	Provider Type	Time/Distance Standard	Provider Count	Members with Access	Percentage with Access	Standard Met (Y/N)	Ave Distance (Mies)
Specialty Care	Allergy - Adult	60 minutes or 60 miles	65	118992	98.00%	Y	30.0
Specialty Care	Allergy - Adult	90 minutes or 90 miles	65	118024	100.00%	Y	27.3
Specialty Care	Cardiology - Adult	60 minutes or 60 miles	757	118024	100.00%	Y	8.0
Specialty Care	Cardiology - Adult	90 minutes or 90 miles	757	118024	100.00%	Y	8.0
Specialty Care	Dermatology - Adult	60 minutes or 60 miles	224	118755	100.00%	Y	16.3
Specialty Care	Dermatology - Adult	90 minutes or 90 miles	224	118024	100.00%	Y	15.4
Specialty Care	Endocrinology - Adult	60 minutes or 60 miles	218	121054	99.00%	Y	29.5
Specialty Care	Endocrinology - Adult	90 minutes or 90 miles	218	118024	100.00%	Y	26.6
Specialty Care	Gastroenterology - Adult	60 minutes or 60 miles	310	117578	99.00%	Y	24.9
Specialty Care	Gastroenterology - Adult	90 minutes or 90 miles	310	118024	100.00%	Y	23.5

Specialty Care	General Surgery - Adult	60 minutes or 60 miles	3597	118024	100.00%	Y	5.9
Specialty Care	General Surgery - Adult	90 minutes or 90 miles	3597	118024	100.00%	Y	5.9
Specialty Care	Hematology - Adult	60 minutes or 60 miles	236	118024	100.00%	Y	16.7
Specialty Care	Hematology - Adult	90 minutes or 90 miles	236	118024	100.00%	Y	16.7
Specialty Care	Nephrology - Adult	60 minutes or 60 miles	216	118486	100.00%	Y	20.1
Specialty Care	Nephrology - Adult	90 minutes or 90 miles	216	118024	100.00%	Y	19.7
Specialty Care	Neurology - Adult	60 minutes or 60 miles	1143	118024	100.00%	Y	10.0
Specialty Care	Neurology - Adult	90 minutes or 90 miles	1143	118024	100.00%	Y	10.0
Specialty Care	Neurosurgery - Adult	60 minutes or 60 miles	155	116626	95.00%	Y	36.3
Specialty Care	Neurosurgery - Adult	90 minutes or 90 miles	155	118024	100.00%	Y	33.0
Specialty Care	Obstetrics and Gynecology (OB/GYN) - Adult	60 minutes or 60 miles	1055	91278	100.00%	Y	8.7
Specialty Care	Obstetrics and Gynecology (OB/GYN) - Adult	90 minutes or 90 miles	1055	91278	100.00%	Y	8.7
Specialty Care	Occupational Therapy - Adult	60 minutes or 60 miles	746	118024	100.00%	Y	9.7
Specialty Care	Occupational Therapy - Adult	90 minutes or 90 miles	746	118024	100.00%	Y	9.7
Specialty Care	Oncology - Adult	60 minutes or 60 miles	269	118024	100.00%	Y	16.8
Specialty Care	Oncology - Adult	90 minutes or 90 miles	269	118024	100.00%	Y	16.8
Specialty Care	Ophthalmology - Adult	60 minutes or 60 miles	284	118024	100.00%	Y	12.2
Specialty Care	Ophthalmology - Adult	90 minutes or 90 miles	284	118024	100.00%	Y	12.2
Specialty Care	Orthopedics - Adult	60 minutes or 60 miles	895	118024	100.00%	Y	6.3
Specialty Care	Orthopedics - Adult	90 minutes or 90 miles	895	118024	100.00%	Y	6.3
Specialty Care	Otolaryngology (ENT) - Adult	60 minutes or 60 miles	240	118024	100.00%	Y	10.9

Specialty Care	Otolaryngology (ENT) - Adult	90 minutes or 90 miles	240	118024	100.00%	Y	10.9
Specialty Care	Pathology - Adult	60 minutes or 60 miles	402	118269	100.00%	Y	18.9
Specialty Care	Pathology - Adult	90 minutes or 90 miles	402	118024	100.00%	Y	18.5
Specialty Care	Physical Therapy - Adult	60 minutes or 60 miles	2010	118024	100.00%	Y	6.4
Specialty Care	Physical Therapy - Adult	90 minutes or 90 miles	2010	118024	100.00%	Y	6.4
Specialty Care	Psychiatry - Adult	60 minutes or 60 miles	1553	118024	100.00%	Y	6.2
Specialty Care	Psychiatry - Adult	90 minutes or 90 miles	1553	118024	100.00%	Y	6.2
Specialty Care	Pulmonology - Adult	60 minutes or 60 miles	316	118024	100.00%	Y	15.3
Specialty Care	Pulmonology - Adult	90 minutes or 90 miles	316	118024	100.00%	Y	15.3
Specialty Care	Radiology - Adult	60 minutes or 60 miles	1393	118024	100.00%	Y	6.8
Specialty Care	Radiology - Adult	90 minutes or 90 miles	1393	118024	100.00%	Y	6.8
Specialty Care	Reconstructive Surgery - Adult	60 minutes or 60 miles	127	118859	100.00%	Y	22.9
Specialty Care	Reconstructive Surgery - Adult	90 minutes or 90 miles	127	118024	100.00%	Y	21.7
Specialty Care	Rheumatology - Adult	60 minutes or 60 miles	102	122191	99.00%	Y	32.7
Specialty Care	Rheumatology - Adult	90 minutes or 90 miles	102	118024	100.00%	Y	28.8
Specialty Care	Speech Therapy - Adult	60 minutes or 60 miles	416	118127	100.00%	Y	16.7
Specialty Care	Speech Therapy - Adult	90 minutes or 90 miles	416	118024	100.00%	Y	15.9
Specialty Care	Urology - Adult	60 minutes or 60 miles	223	118024	100.00%	Y	11.1
Specialty Care	Urology - Adult	90 minutes or 90 miles	223	118024	100.00%	Y	11.1
Specialty Care	Allergy - Pediatric	60 minutes or 60 miles	65	116096	98.00%	Y	30.9
Specialty Care	Allergy - Pediatric	90 minutes or 90 miles	65	115469	100.00%	Y	28.3

Specialty Care	Cardiology - Pediatric	60 minutes or 60 miles	757	115469	100.00%	Y	8.7
Specialty Care	Cardiology - Pediatric	90 minutes or 90 miles	757	115469	100.00%	Y	8.7
Specialty Care	Dermatology - Pediatric	60 minutes or 60 miles	224	116190	100.00%	Y	17.3
Specialty Care	Dermatology - Pediatric	90 minutes or 90 miles	224	115469	100.00%	Y	16.4
Specialty Care	Endocrinology - Pediatric	60 minutes or 60 miles	218	118723	99.00%	Y	29.7
Specialty Care	Endocrinology - Pediatric	90 minutes or 90 miles	218	115469	100.00%	Y	26.9
Specialty Care	Gastroenterology - Pediatric	60 minutes or 60 miles	310	114940	99.00%	Y	25.3
Specialty Care	Gastroenterology - Pediatric	90 minutes or 90 miles	310	115469	100.00%	Y	23.9
Specialty Care	General Surgery - Pediatric	60 minutes or 60 miles	3597	115469	100.00%	Y	6.3
Specialty Care	General Surgery - Pediatric	90 minutes or 90 miles	3597	115469	100.00%	Y	6.3
Specialty Care	Hematology - Pediatric	60 minutes or 60 miles	236	115469	100.00%	Y	17.3
Specialty Care	Hematology - Pediatric	90 minutes or 90 miles	236	115469	100.00%	Y	17.3
Specialty Care	Neonatology - Pediatric	60 minutes or 60 miles	265	9955	92.00%	Y	43.3
Specialty Care	Neonatology - Pediatric	90 minutes or 90 miles	265	10166	100.00%	Y	40.1
Specialty Care	Nephrology - Pediatric	60 minutes or 60 miles	216	115874	100.00%	Y	21.1
Specialty Care	Nephrology - Pediatric	90 minutes or 90 miles	216	115469	100.00%	Y	20.7
Specialty Care	Neurology - Pediatric	60 minutes or 60 miles	1143	115469	100.00%	Y	10.5
Specialty Care	Neurology - Pediatric	90 minutes or 90 miles	1143	115469	100.00%	Y	10.5
Specialty Care	Oncology - Pediatric	60 minutes or 60 miles	269	115469	100.00%	Y	18.0
Specialty Care	Oncology - Pediatric	90 minutes or 90 miles	269	115469	100.00%	Y	18.0
Specialty Care	Ophthalmology - Pediatric	60 minutes or 60 miles	262	115469	100.00%	Y	14.3



Specialty Care	Ophthalmology - Pediatric	90 minutes or 90 miles	262	115469	100.00%	Y	14.3
Specialty Care	Orthopedics - Pediatric	60 minutes or 60 miles	895	115469	100.00%	Y	6.9
Specialty Care	Orthopedics - Pediatric	90 minutes or 90 miles	895	115469	100.00%	Y	6.9
Specialty Care	Otolaryngology (ENT) - Pediatric	60 minutes or 60 miles	240	115469	100.00%	Y	11.5
Specialty Care	Otolaryngology (ENT) - Pediatric	90 minutes or 90 miles	240	115469	100.00%	Y	11.5
Specialty Care	Pulmonology - Pediatric	60 minutes or 60 miles	280	115469	100.00%	Y	16.1
Specialty Care	Pulmonology - Pediatric	90 minutes or 90 miles	280	115469	100.00%	Y	16.1
Specialty Care	Rheumatology - Pediatric	60 minutes or 60 miles	102	119358	99.00%	Y	33.6
Specialty Care	Rheumatology - Pediatric	90 minutes or 90 miles	102	115469	100.00%	Y	29.8
Specialty Care	Urology - Pediatric	60 minutes or 60 miles	223	115469	100.00%	Y	11.6
Specialty Care	Urology - Pediatric	90 minutes or 90 miles	223	115469	100.00%	Y	11.6

**Table 3 - Behavioral Health Section**

Table displays the percentage of all members [all age groups] within the contract standards for Behavioral Health providers and whether or not the contract standard was met (Y/N). The contract standard is to have access within 30 minutes or 30 miles, 60 minutes or 60 miles for Urban counties, and 90 minutes or 90 miles for Rural counties from their personal residence for 100% of population. Zip codes with population lesser than 1,000 per square mile are classified as Rural and zip codes with a population of 1,000 or higher per square mile are classified as Urban. Percentages marked in red did not meet contract standards.

Provider Category	Provider Type	Time/Distance Standard	Provider Count	Members with Access	Percentage with Access	Standard Met (Y/N)	Ave Distance (Mies)
Behavioral Health	Behavioral Health - Outpatient	30 minutes or 30 miles	5502	233493	100.00%	Y	3.5
Behavioral Health	Behavioral Health - Inpatient - Urban	60 minutes or 60 miles	30	142588	100.00%	Y	18.9
Behavioral Health	Behavioral Health - Inpatient - Rural	90 minutes or 90 miles	30	89533	100.00%	Y	40.0

**Table 4 - Hospital Section**

Table displays the percentage of all members [all age groups] within the contract standards for Hospitals and whether or not the contract standard was met (Y/N). The contract standard is to have access within 30 minutes or 30 miles from personal residence for 100% of population. Percentages in red did not meet contract standards.

Provider Category	Provider Type	Time/Distance Standard	Provider Count	Members with Access	Percentage with Access	Standard Met (Y/N)	Ave Distance (Mies)
Hospital	Hospitals	30 minutes or 30 miles	349	233493	100.00%	Y	7.1

**Table 5 - Other Services Section**

Table displays the percentage of all members [all age groups] within the contract standards for Other Services (General Optometry, Lab and X-ray services, and Pharmacies) providers and whether or not the contract standard was met (Y/N). The contract standard is to have access within 30 minutes or 30 miles from personal residence for 100% of population. Percentages in red did not meet contract standards.

Provider Category	Provider Type	Time/Distance Standard	Provider Count	Members with Access	Percentage with Access	Standard Met (Y/N)	Ave Distance (Mies)
Other Services	General Optometry	30 minutes or 30 miles	521	239485	100.00%	Y	8.9
Other Services	Lab and X-ray Services	30 minutes or 30 miles	347	233493	100.00%	Y	9.3
Other Services	Pharmacies	30 minutes or 30 miles	1668	233493	100.00%	Y	3.7

**Table 6 - Long- Term Care Services Section**

Table displays the percentage of members [Waiver members are identified based on state designation of these members to waiver services] within the contract standards for Long-Term Care Services and whether or not the contract standard was met (Y/N). The contract standard is to have access within 30 minutes or 30 miles in Urban counties, and 60 minutes or 60 miles for Rural counties from their personal residence for 100% of population. HCBS waiver services may be performed at the member's home, the provider's office, or both. All waiver services have a 2 provider per county standard; however, time distance standards only apply to services where members must travel to the provider location. Zip codes with population lesser than 1,000 per square mile are classified as Rural and zip codes with a population of 1,000 or higher per square mile are classified as Urban. Percentages marked in red did not meet contract standards.

Provider Category	Provider Type	Time/Distance Standard	Provider Count	Members with Access	Percentage with Access	Standard Met (Y/N)	Ave Distance (Mies)
Long-Term Care Services	ICF/ID: Individuals with Intellectual Disabilities	30 minutes or 30 miles	201	2490	100.00%	Y	8.4
Long-Term Care Services	ICF/ID: Individuals with Intellectual Disabilities	60 minutes or 60 miles	201	1896	100.00%	Y	13.2
Long-Term Care Services	ICF/SNF: Skilled Nursing Care Facility	30 minutes or 30 miles	621	183	100.00%	Y	3.1
Long-Term Care Services	ICF/SNF: Skilled Nursing Care Facility	60 minutes or 60 miles	621	90	100.00%	Y	3.8
Long-Term Care Services	AIDS/HIV: Adult Day Care	30 minutes or 30 miles	63	4	100.00%	Y	2.2
Long-Term Care Services	AIDS/HIV: Adult Day Care	60 minutes or 60 miles	63	5	100.00%	Y	10.0
Long-Term Care Services	AIDS/HIV: Counseling Services	30 minutes or 30 miles	12	4	100.00%	Y	6.0
Long-Term Care Services	AIDS/HIV: Counseling Services	60 minutes or 60 miles	12	5	100.00%	Y	13.6
Long-Term Care Services	AIDS/HIV: Respite	30 minutes or 30 miles	97	4	100.00%	Y	1.6

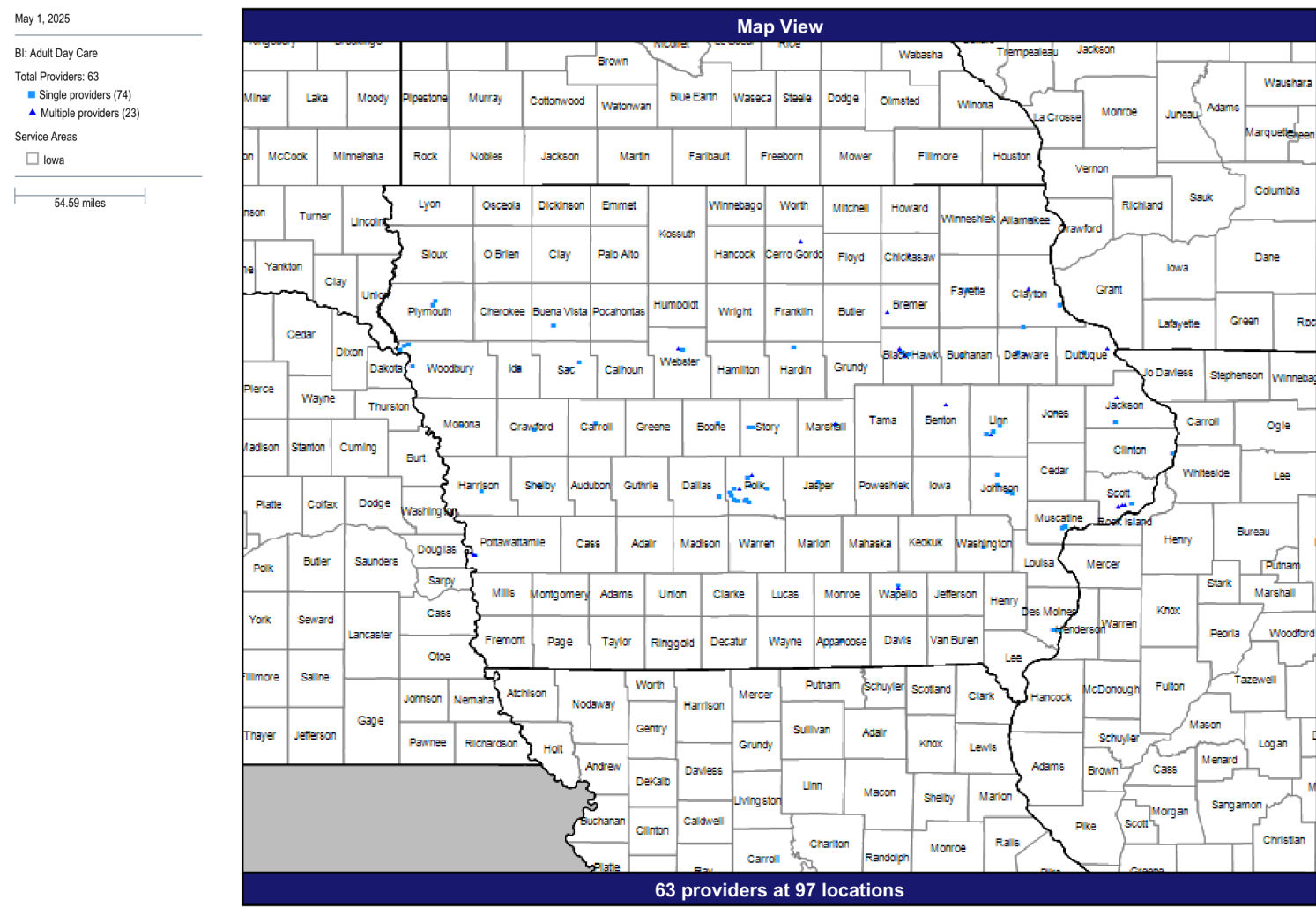
Long-Term Care Services	AIDS/HIV: Respite	60 minutes or 60 miles	97	5	100.00%	Y	3.0
Long-Term Care Services	BI: Adult Day Care	30 minutes or 30 miles	63	383	100.00%	Y	11.8
Long-Term Care Services	BI: Adult Day Care	60 minutes or 60 miles	63	206	98.00%	N	26.1
Long-Term Care Services	BI: Prevocational Services	30 minutes or 30 miles	37	336	81.00%	N	24.0
Long-Term Care Services	BI: Prevocational Services	60 minutes or 60 miles	37	198	95.45%	N	26.6
Long-Term Care Services	BI: Supported Employment	30 minutes or 30 miles	12	250	72.80%	N	35.2
Long-Term Care Services	BI: Supported Employment	60 minutes or 60 miles	12	158	80.03%	N	42.1
Long-Term Care Services	BI: IMMT	30 minutes or 30 miles	344	374	100.00%	Y	3.5
Long-Term Care Services	BI: IMMT	60 minutes or 60 miles	344	207	100.00%	Y	4.1
Long-Term Care Services	BI: Respite	30 minutes or 30 miles	58	374	100.00%	Y	7.2
Long-Term Care Services	BI: Respite	60 minutes or 60 miles	58	205	99.00%	N	19.1
Long-Term Care Services	BI: Transportation	30 minutes or 30 miles	201	374	100.00%	Y	4.2
Long-Term Care Services	BI: Transportation	60 minutes or 60 miles	201	207	100.00%	Y	6.4
Long-Term Care Services	CMH: Respite	30 minutes or 30 miles	765	164	100.00%	Y	2.5
Long-Term Care Services	CMH: Respite	60 minutes or 60 miles	765	99	100.00%	Y	3.6
Long-Term Care Services	CMH: Medical Day Care for Children	30 minutes or 30 miles	37	169	95.00%	N	16.9
Long-Term Care Services	CMH: Medical Day Care for Children	60 minutes or 60 miles	37	97	97.73%	N	32.3
Long-Term Care Services	Elderly: Adult Day Care	30 minutes or 30 miles	63	1956	99.00%	N	14.6
Long-Term Care Services	Elderly: Adult Day Care	60 minutes or 60 miles	63	1046	96.00%	N	27.0
Long-Term Care Services	Elderly: Respite	30 minutes or 30 miles	97	1804	100.00%	Y	4.9
Long-Term Care Services	Elderly: Respite	60 minutes or 60 miles	97	1061	100.00%	Y	7.0

Long-Term Care Services	Elderly: Transportation	30 minutes or 30 miles	201	1804	100.00%	Y	4.6
Long-Term Care Services	Elderly: Transportation	60 minutes or 60 miles	201	1061	100.00%	Y	7.1
Long-Term Care Services	HD: Adult Day Care	30 minutes or 30 miles	63	584	100.00%	Y	11.2
Long-Term Care Services	HD: Adult Day Care	60 minutes or 60 miles	63	314	100.00%	Y	25.3
Long-Term Care Services	HD: Counseling Services	30 minutes or 30 miles	5	504	85.56%	N	17.3
Long-Term Care Services	HD: Counseling Services	60 minutes or 60 miles	5	308	100.00%	Y	27.2
Long-Term Care Services	HD: IMMT	30 minutes or 30 miles	960	583	100.00%	Y	2.7
Long-Term Care Services	HD: IMMT	60 minutes or 60 miles	960	308	100.00%	Y	4.0
Long-Term Care Services	HD: Medical Day Care for Children	30 minutes or 30 miles	37	601	91.00%	N	20.8
Long-Term Care Services	HD: Medical Day Care for Children	60 minutes or 60 miles	37	299	90.68%	N	39.4
Long-Term Care Services	HD: Respite	30 minutes or 30 miles	58	583	100.00%	Y	7.8
Long-Term Care Services	HD: Respite	60 minutes or 60 miles	58	307	99.00%	N	19.0
Long-Term Care Services	ID: Adult Day Care	30 minutes or 30 miles	63	2455	100.00%	Y	14.2
Long-Term Care Services	ID: Adult Day Care	60 minutes or 60 miles	63	1748	98.00%	N	26.3
Long-Term Care Services	ID: Day Habilitation	30 minutes or 30 miles	103	2393	100.00%	Y	6.7
Long-Term Care Services	ID: Day Habilitation	60 minutes or 60 miles	103	1751	100.00%	Y	7.8
Long-Term Care Services	ID: Prevocational Services	30 minutes or 30 miles	37	2329	84.00%	N	26.5
Long-Term Care Services	ID: Prevocational Services	60 minutes or 60 miles	37	1718	93.00%	N	28.0
Long-Term Care Services	ID: Supported Employment	30 minutes or 30 miles	12	1655	63.16%	N	35.4
Long-Term Care Services	ID: Supported Employment	60 minutes or 60 miles	12	1412	72.00%	N	42.4
Long-Term Care Services	ID: IMMT	30 minutes or 30 miles	960	2393	100.00%	Y	3.1

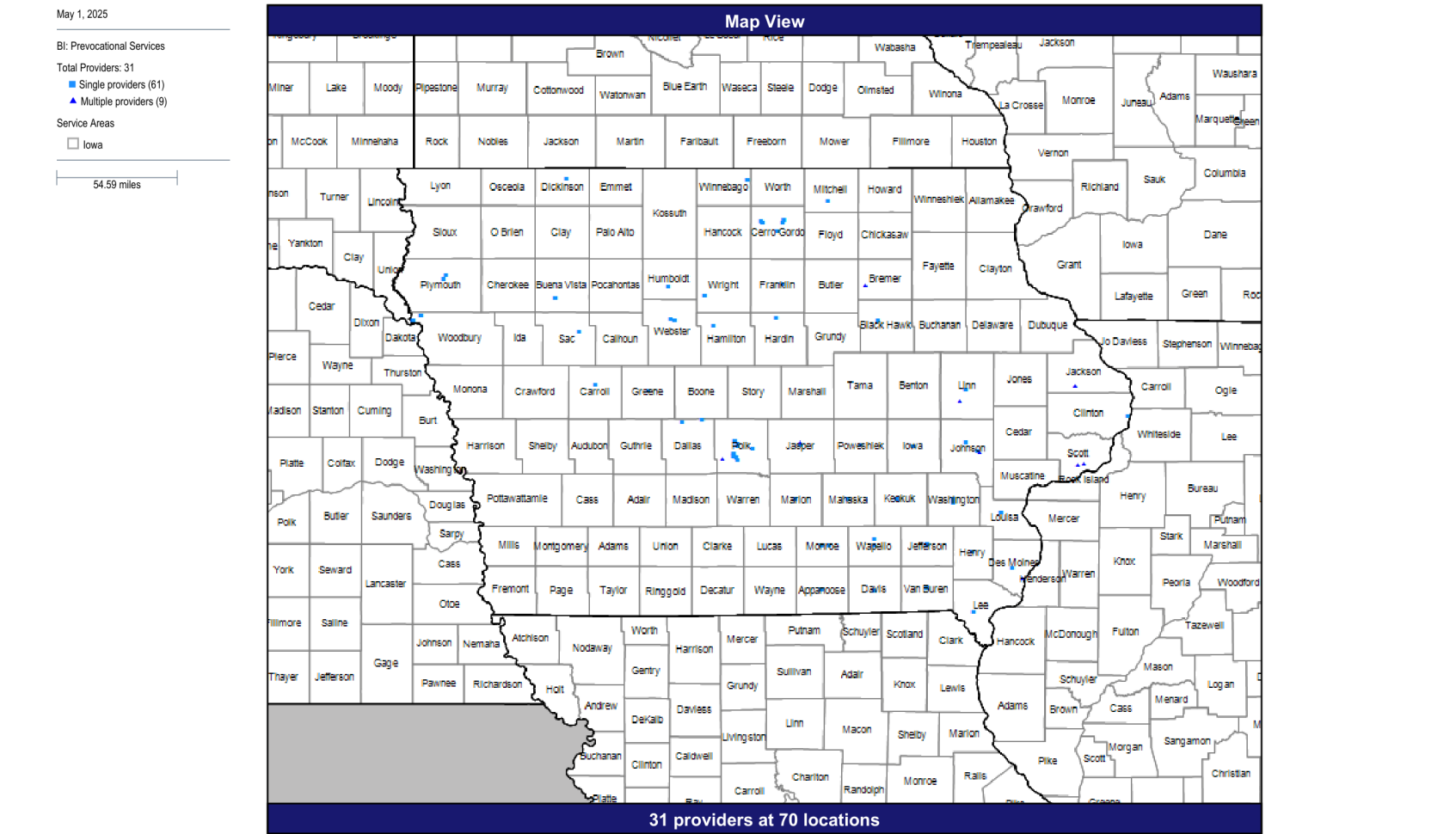
Long-Term Care Services	ID: IMMT	60 minutes or 60 miles	960	1751	100.00%	Y	3.9
Long-Term Care Services	ID: Respite	30 minutes or 30 miles	58	2393	100.00%	Y	7.8
Long-Term Care Services	ID: Respite	60 minutes or 60 miles	58	1799	99.00%	N	19.9
Long-Term Care Services	ID: Transportation	30 minutes or 30 miles	201	2393	100.00%	Y	5.2
Long-Term Care Services	ID: Transportation	60 minutes or 60 miles	201	1751	100.00%	Y	6.9
Long-Term Care Services	PD: Transportation	30 minutes or 30 miles	201	266	100.00%	Y	4.7
Long-Term Care Services	PD: Transportation	60 minutes or 60 miles	201	149	100.00%	Y	7.1
Long-Term Care Services	Hab: Day Habilitation	30 minutes or 30 miles	833	1989	100.00%	Y	2.3
Long-Term Care Services	Hab: Day Habilitation	60 minutes or 60 miles	833	1493	100.00%	Y	3.0
Long-Term Care Services	Hab: Prevocational Services	30 minutes or 30 miles	37	1875	83.00%	N	24.2
Long-Term Care Services	Hab: Prevocational Services	60 minutes or 60 miles	37	1469	92.00%	N	28.8
Long-Term Care Services	Hab: Supported Employment	30 minutes or 30 miles	12	1406	65.00%	N	33.3
Long-Term Care Services	Hab: Supported Employment	60 minutes or 60 miles	12	1188	72.00%	N	42.0



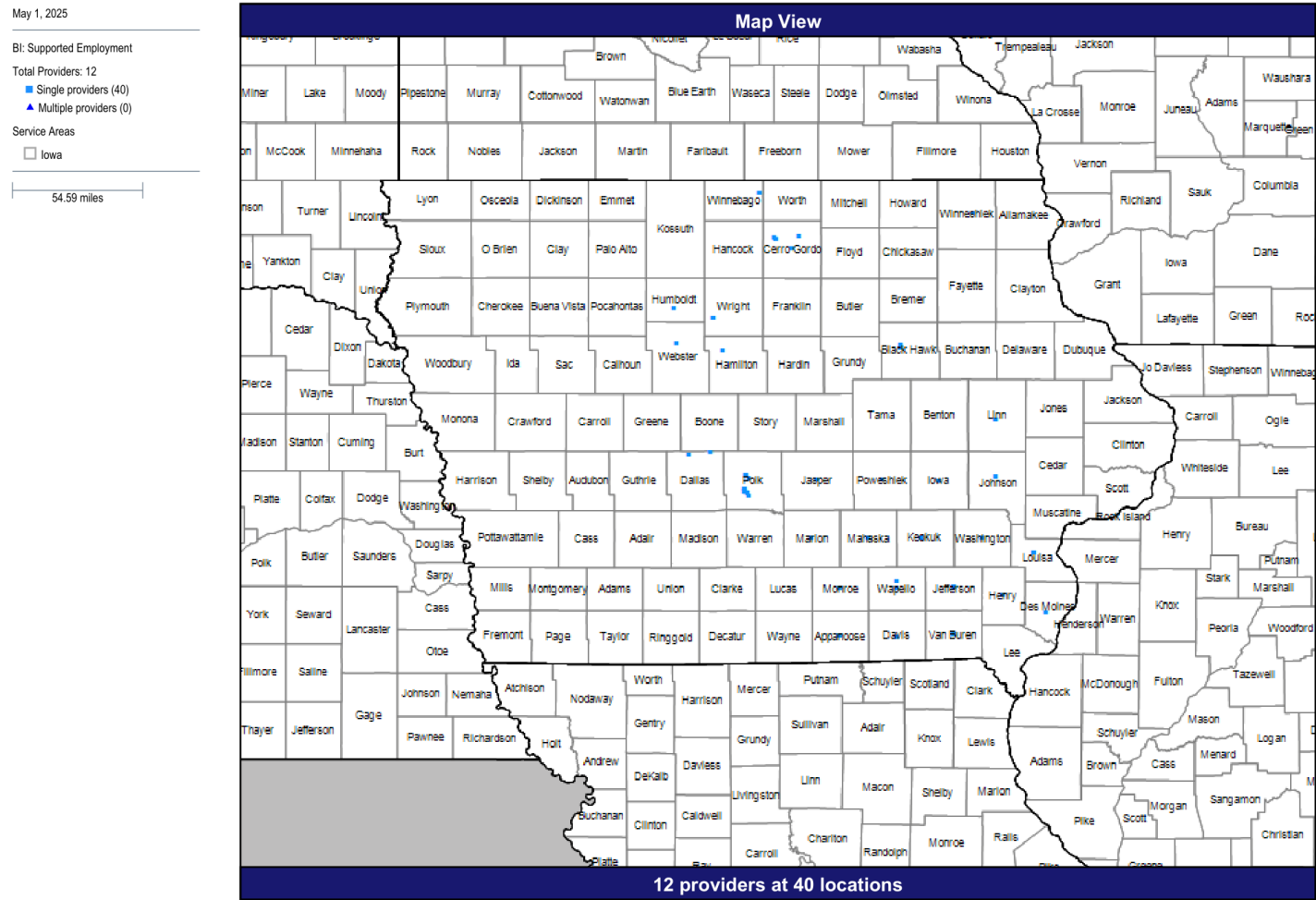
**Table 6L Map: Waiver-Brain Injury: Adult Day Care; Rural; 60 min/miles;< 100% std**



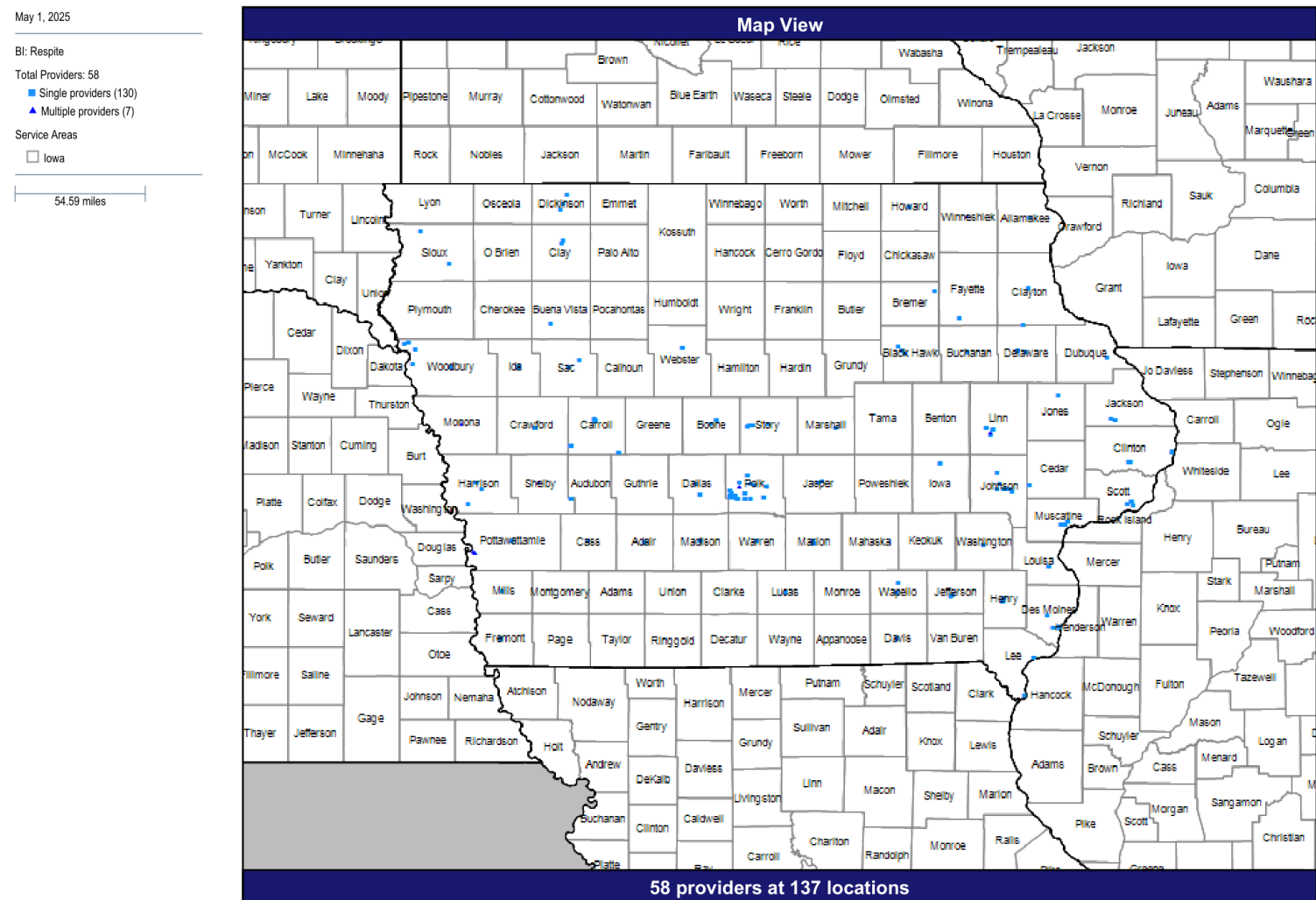
**Table 6M Map: Waiver-Brain Injury: Prevocational Svc; Urban; 30 min/miles;< 100% std**  
**Table 6N Map: Waiver-Brain Injury: Prevocational Svc; Rural; 60 min/miles;< 100% std**



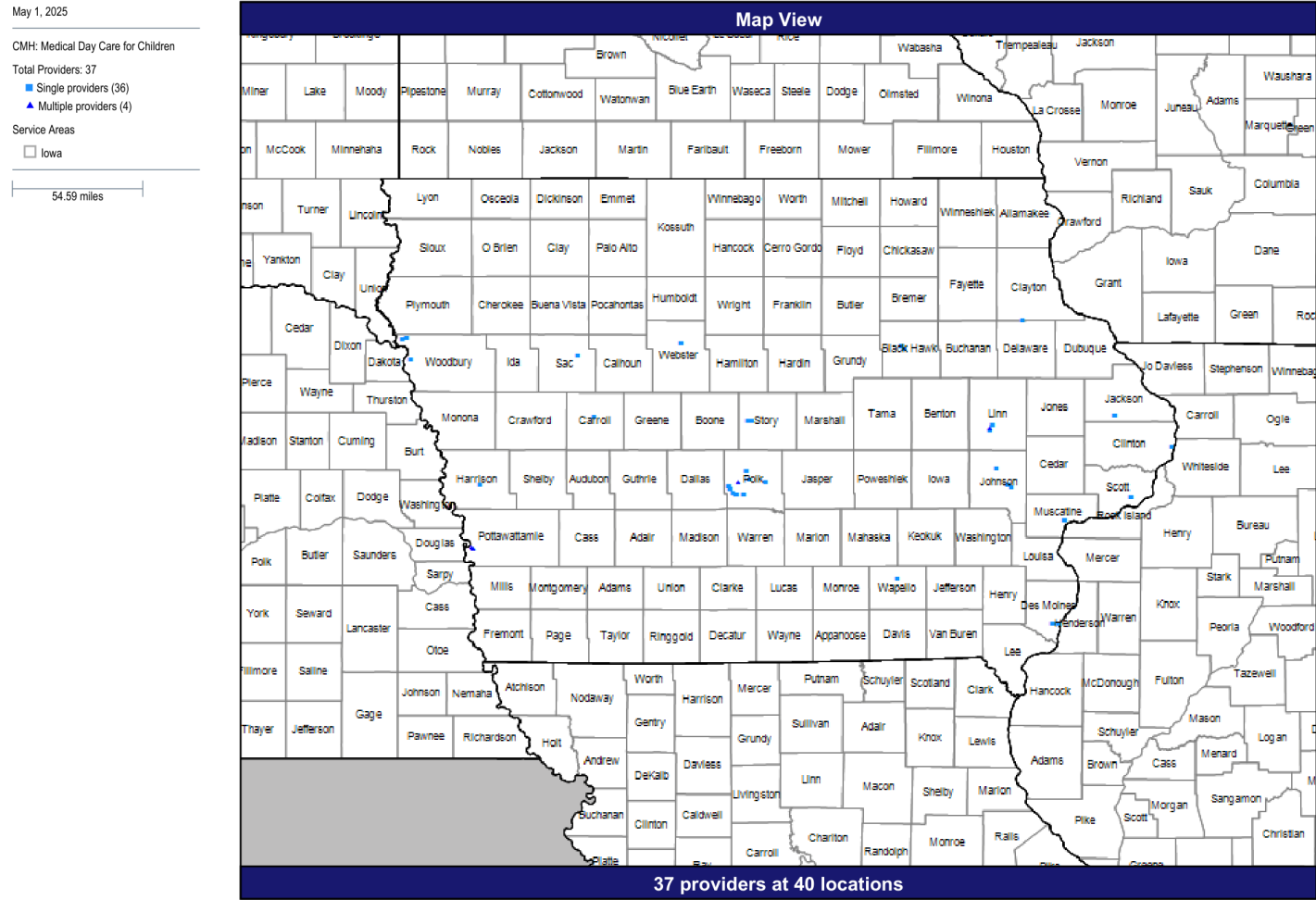
**Table 6O Map: Waiver-Brain Injury: Support Employ; Urban; 30 min/miles;< 100% std**  
**Table 6P Map: Waiver-Brain Injury: Support Employ; Rural; 60 min/miles;< 100% std**



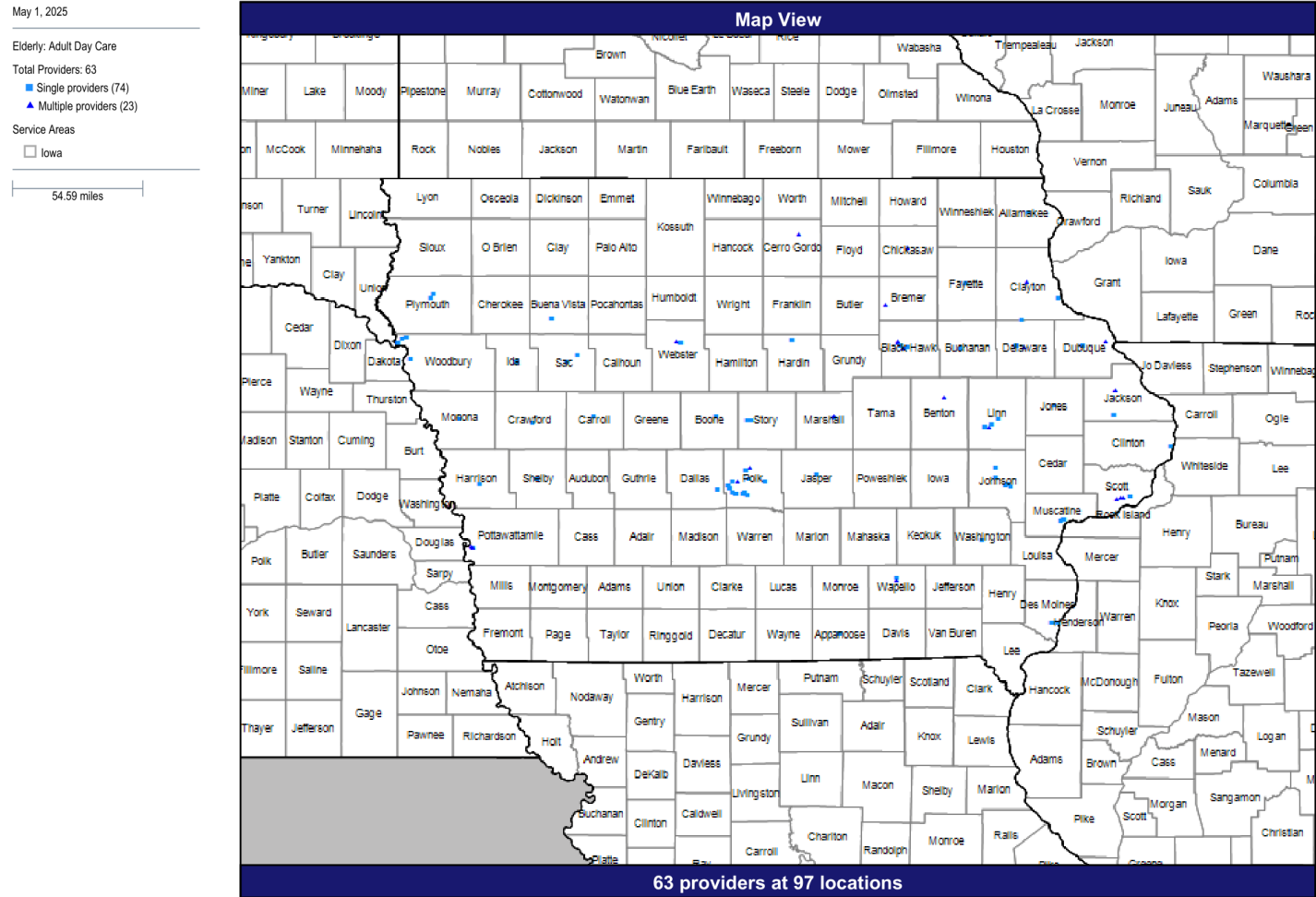
**Table 6V Map: Waiver-Brain Injury: Respite; Rural; 60 min/miles;< 100% std**



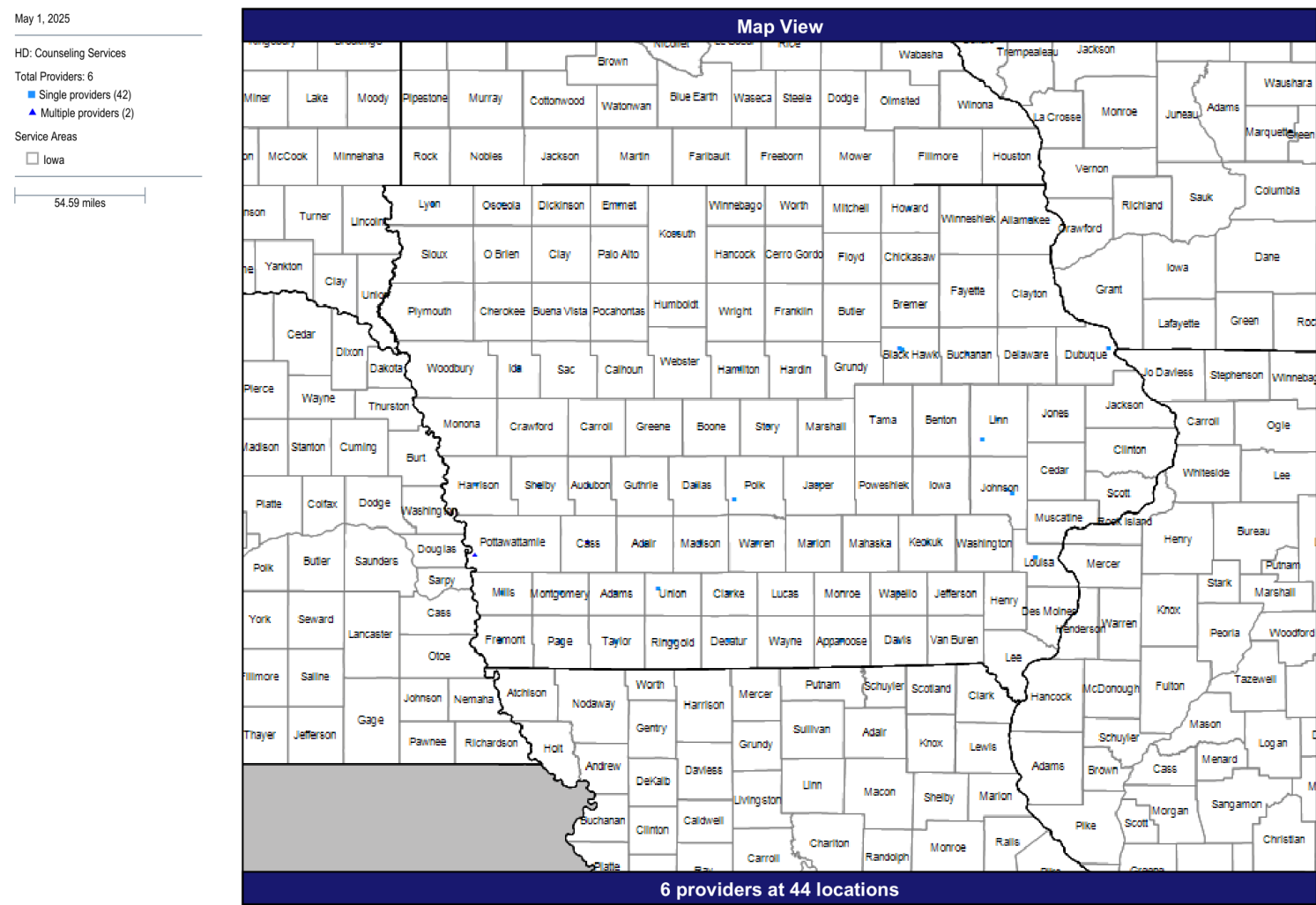
**Table 6AA Map: Waiver-Child Mental Hlth: Med Day Care-Child; Urban; 30 min/miles;< 100% std**  
**Table 6BB Map: Waiver-Child Mental Hlth: Med Day Care-Child; Rural; 60 min/miles;< 100% std**



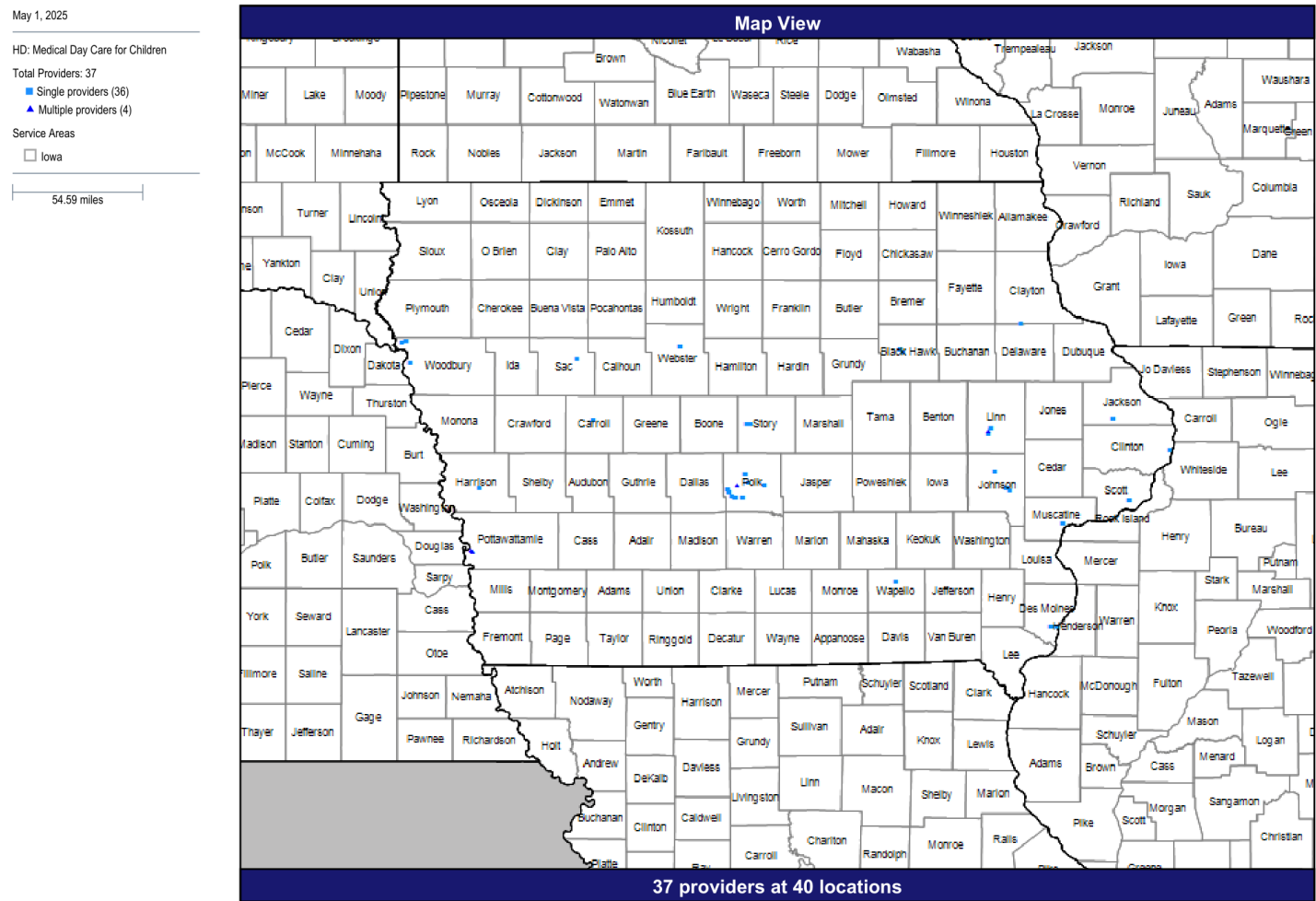
**Table 6CC Map: Waiver-Elderly: Adult Day Care; Urban; 30 min/miles;< 100% std**  
**Table 6DD Map: Waiver-Elderly: Adult Day Care; Rural; 60 min/miles;< 100% std**



**Table 6LL Map: Waiver-Hlth&Disability: Counseling; Rural; 60 min/miles;< 100% std**

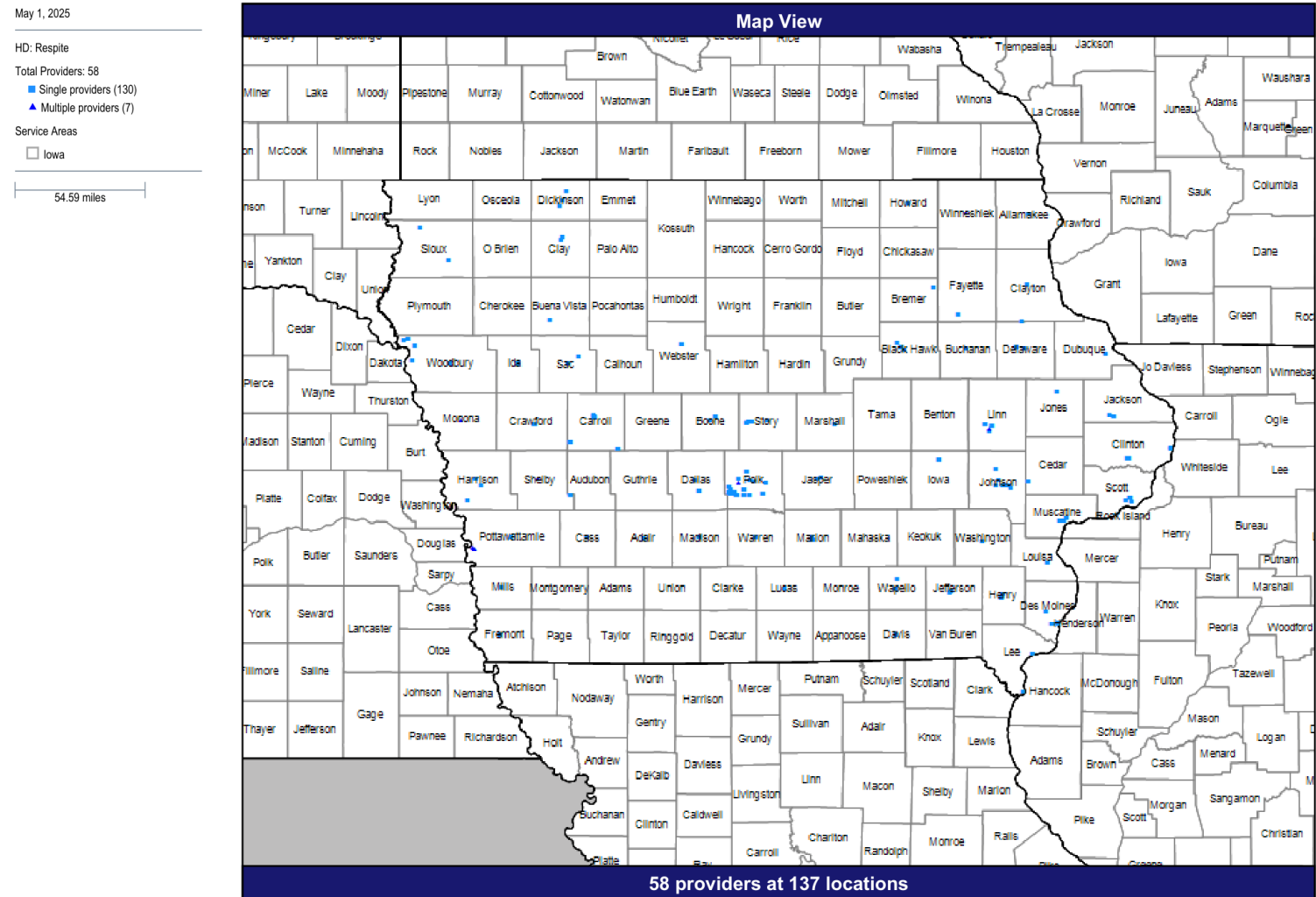


**Table 600 Map: Waiver-Hlth&Disability: Med Day Care-Child; Urban; 30 min/miles;< 100% std**  
**Table 6PP Map: Waiver-Hlth&Disability: Med Day Care-Child; Rural; 60 min/miles;< 100% std**

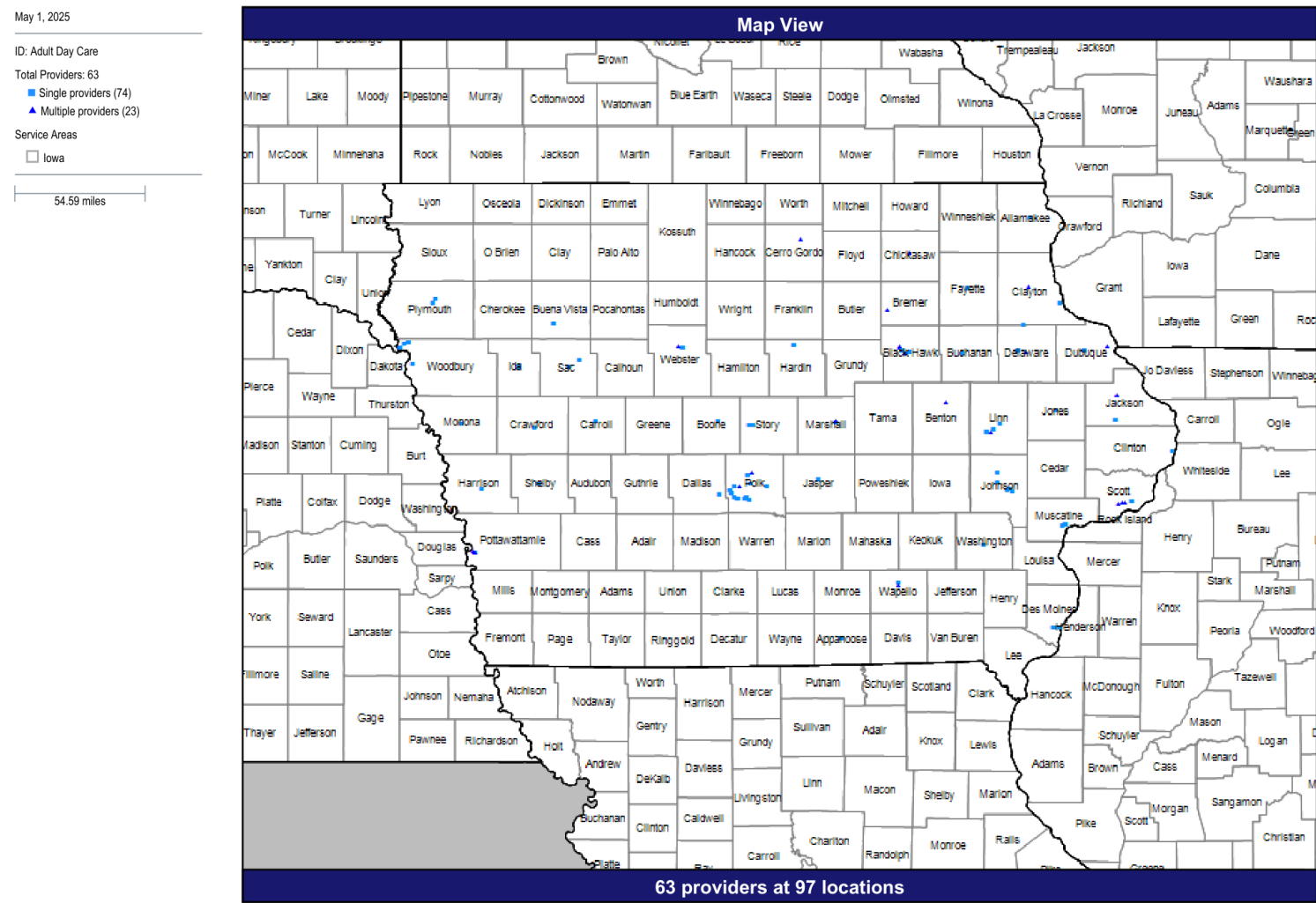




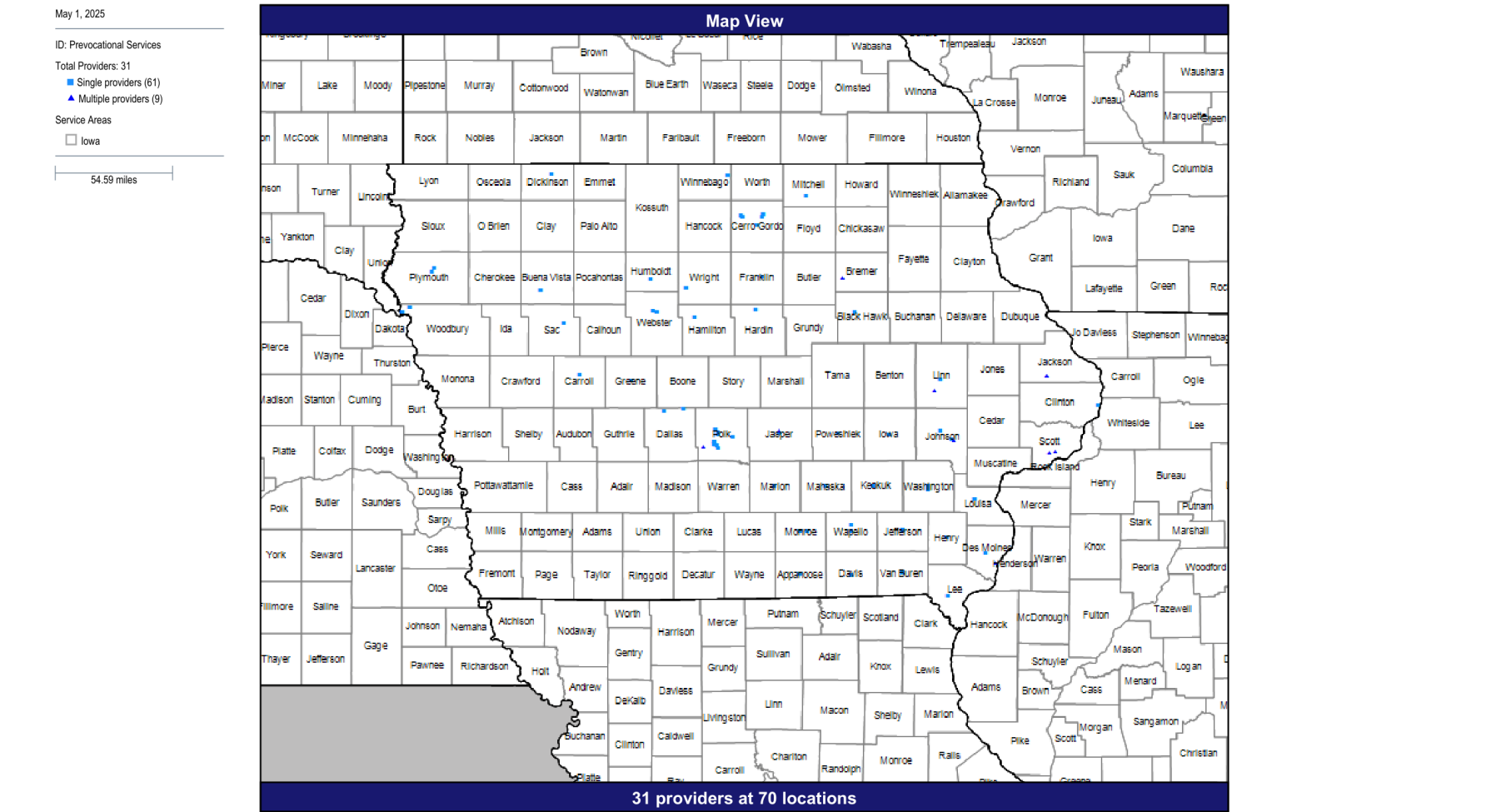
**Table 6RR Map: Waiver-Hlth&Disability: Respite; Rural; 60 min/miles;< 100% std**



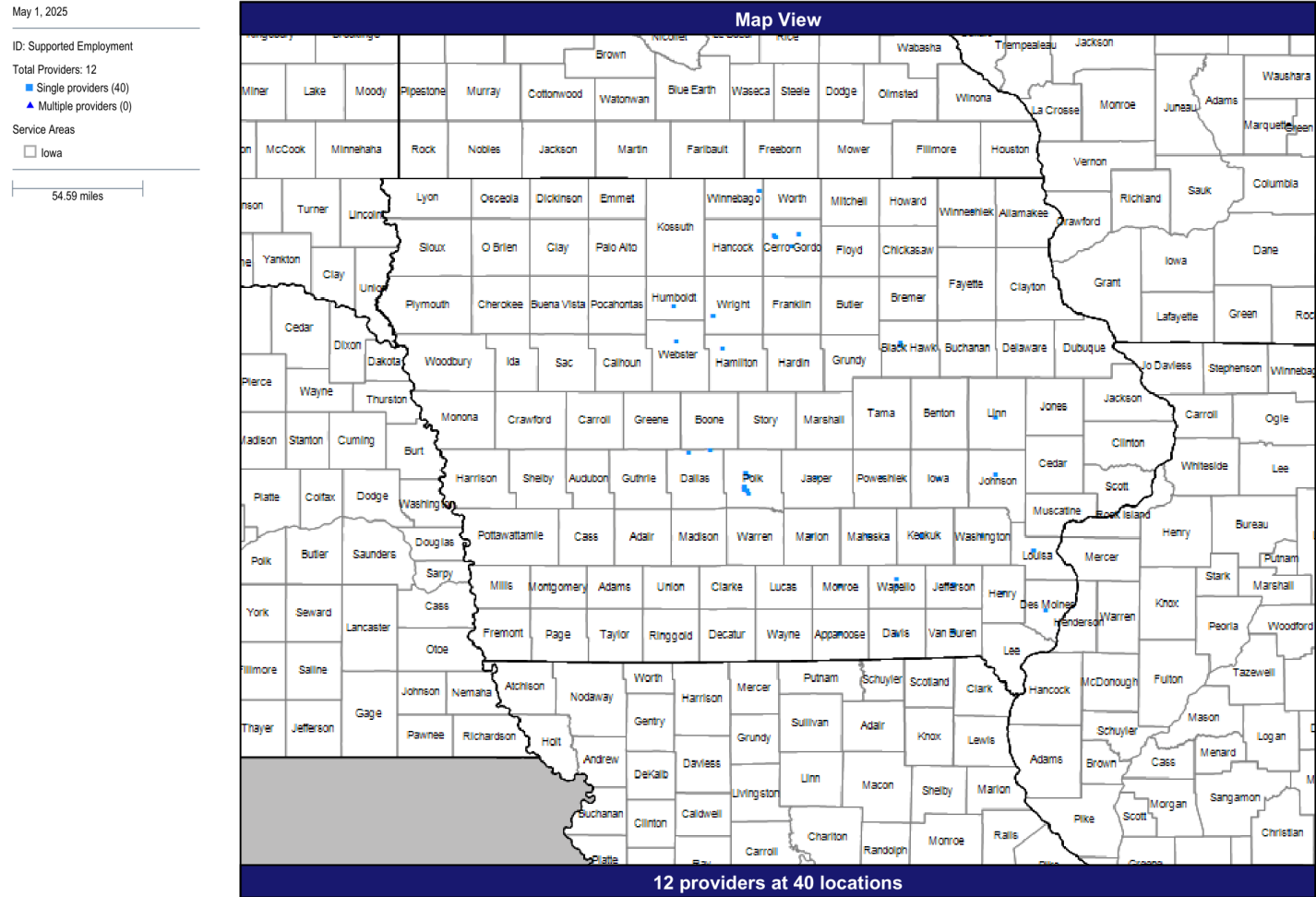
**Table 6TT Map: Waiver-Intel Disabilities: Adult Day Care; Rural; 60 min/miles;< 100% std**



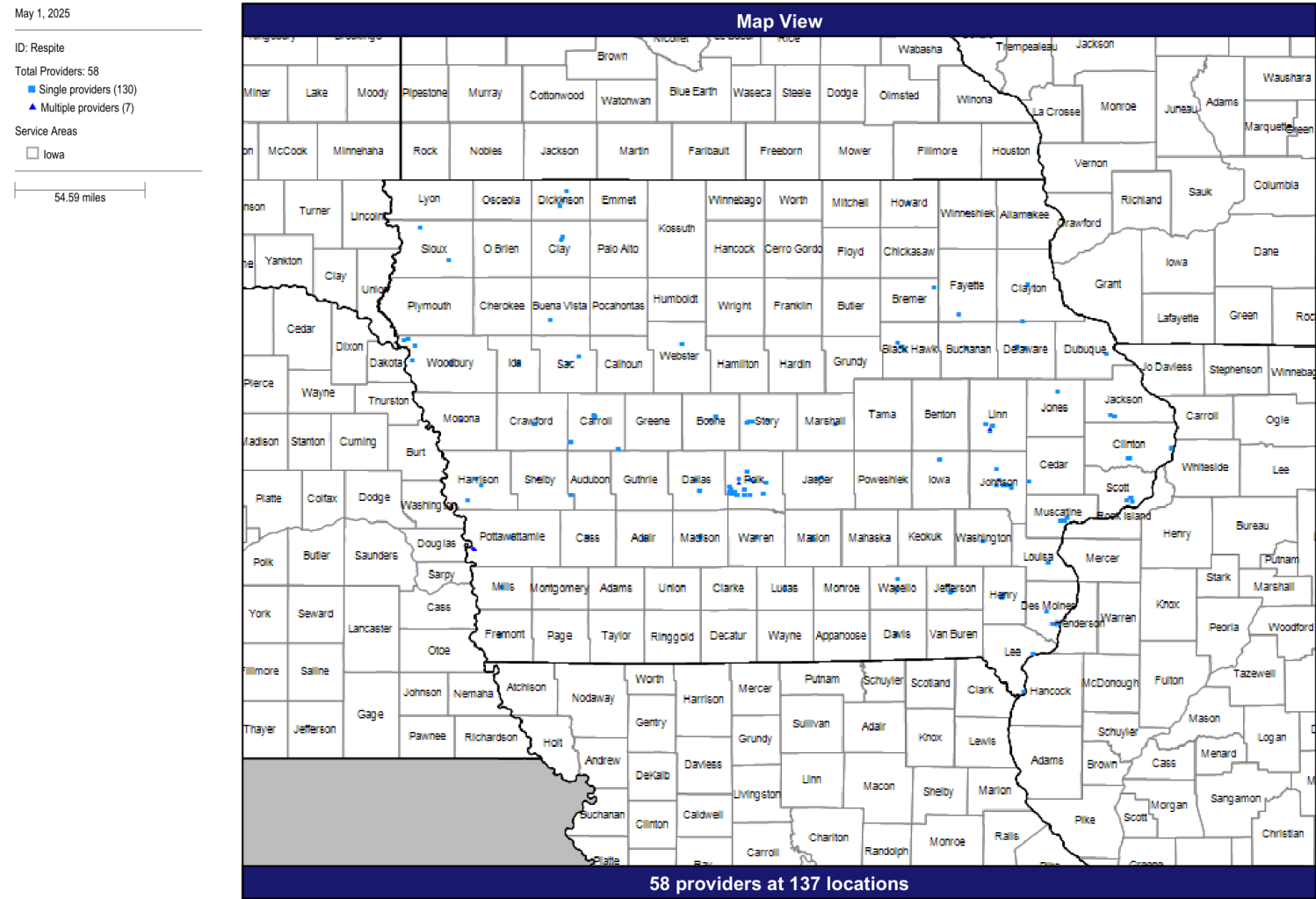
**Table 6YY Map: Waiver-Intel Disabilities: Prevocational Svc; Urban; 30 min/miles;< 100% std**  
**Table 6ZZ Map: Waiver-Intel Disabilities: Prevocational Svc; Rural; 60 min/miles;< 100% std**



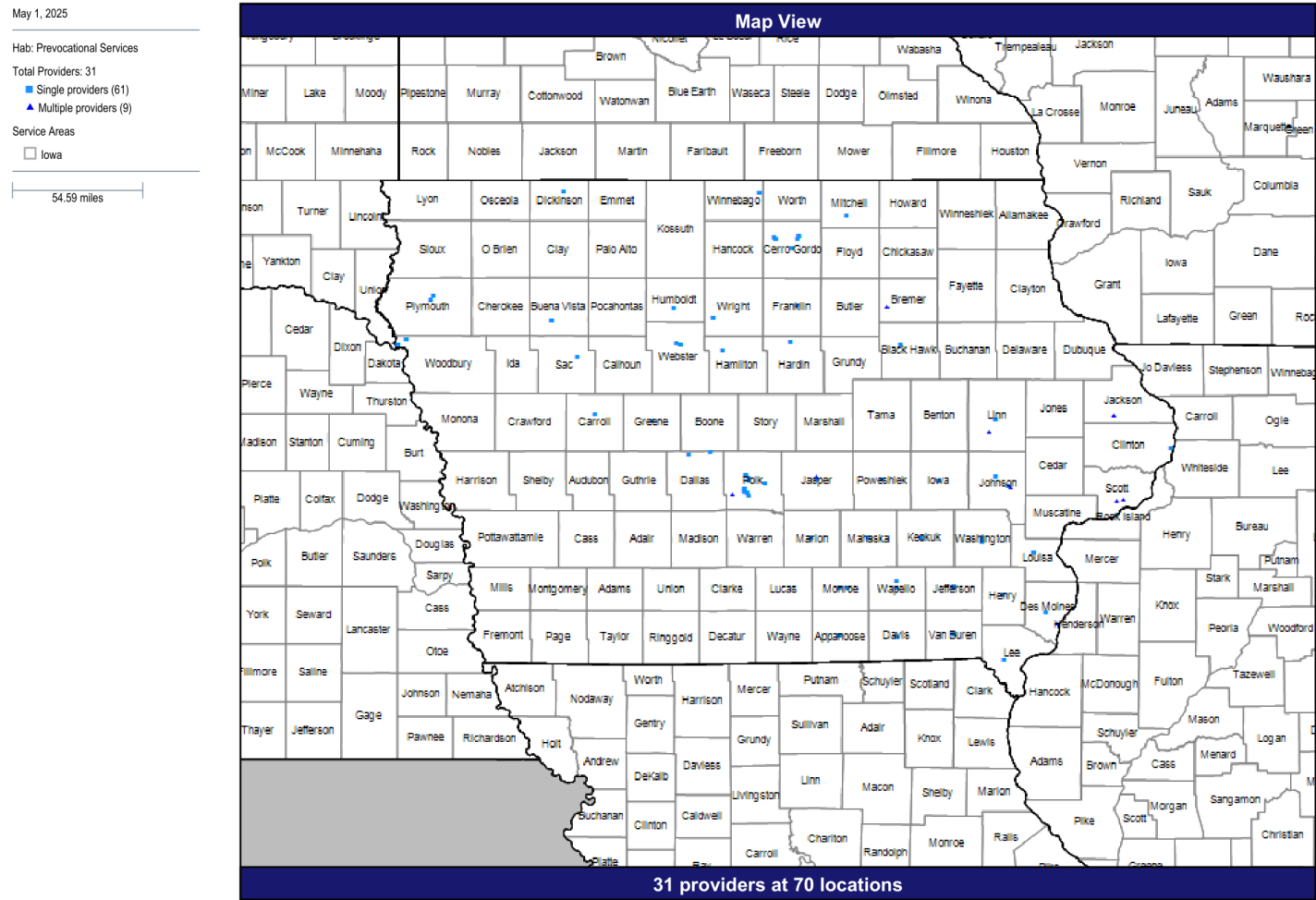
**Table 6AAA Map: Waiver-Intel Disabilities: Support Employ; Urban; 30 min/miles;< 100% std**  
**Table 6BBB Map: Waiver-Intel Disabilities: Support Employ; Rural; 60 min/miles;< 100% std**



**Table 6FFF Map: Waiver-Intel Disabilities: Respite; Rural; 60 min/miles;< 100% std**



**Table 6MMM Map: Waiver-Habilitation: Prevocational Svc; Urban; 30 min/miles;< 100% std**  
**Table 6NNN Map: Waiver-Habilitation: Prevocational Svc; Rural; 60 min/miles;< 100% std**



**Table 6000 Map: Waiver-Habilitation: Support Employ; Urban; 30 min/miles;< 100% std**  
**Table 6PPP Map: Waiver-Habilitation: Support Employ; Rural; 60 min/miles;< 100% std**

May 1, 2025

Hab: Supported Employment

Total Providers: 12

Single providers (40)

Multiple providers (0)

Service Areas

Iowa

54.59 miles

