



Managed Care Network Geographic Access Report

Reporting Period: SFY2025 Q4

Date Prepared: 07/23/2025

Table of Contents

TABLE 1 - PRIMARY CARE PROVIDER (PCP) SECTION	4
TABLE 2 - SPECIALTY CARE SECTION	5
TABLE 3 - BEHAVIORAL HEALTH SECTION	10
TABLE 4 - HOSPITAL SECTION	11
TABLE 5 - OTHER SERVICES SECTION	12
TABLE 6 - LONG- TERM CARE SERVICES SECTION	13
TABLE 6G MAP: WAIVER-AIDS/HIV: COUNSELING; URBAN; 30 MIN/MILES;< 100% STD	18
TABLE 6L MAP: WAIVER-BRAIN INJURY: ADULT DAY CARE; RURAL; 60 MIN/MILES;< 100% STD	19
TABLE 6M MAP: WAIVER-BRAIN INJURY: PREVOCATIONAL SVC; URBAN; 30 MIN/MILES;< 100% STD	20
TABLE 6AA MAP: WAIVER-CHILD MENTAL HLTH: MED DAY CARE-CHILD; URBAN; 30 MIN/MILES;< 100% STD	21
TABLE 6BB MAP: WAIVER-CHILD MENTAL HLTH: MED DAY CARE-CHILD; RURAL; 60 MIN/MILES;< 100% STD	21

TABLE 6CC MAP: WAIVER-ELDERLY: ADULT DAY CARE; URBAN; 30 MIN/MILES;< 100% STD	22
TABLE 6DD MAP: WAIVER-ELDERLY: ADULT DAY CARE; RURAL; 60 MIN/MILES;< 100% STD	22
TABLE 6JJ MAP: WAIVER-HLTH&DISABILITY: ADULT DAY CARE; RURAL; 60 MIN/MILES;< 100% STD	23
TABLE 6KK MAP: WAIVER-HLTH&DISABILITY: COUNSELING; URBAN: 30 MIN/MILES;< 100% STD	24
TABLE 6LL MAP: WAIVER-HLTH&DISABILITY: COUNSELING; RURAL; 60 MIN/MILES;< 100% STD	24
TABLE 6OO MAP: WAIVER-HLTH&DISABILITY: MED DAY CARE-CHILD; URBAN; 30 MIN/MILES;< 100% STD	25
TABLE 6PP MAP: WAIVER-HLTH&DISABILITY: MED DAY CARE-CHILD; RURAL; 60 MIN/MILES;< 100% STD	25
TABLE 6TT MAP: WAIVER-INTEL DISABILITIES: ADULT DAY CARE; RURAL; 60 MIN/MILES;< 100% STD	26
TABLE 6YY MAP: WAIVER-INTEL DISABILITIES: PREVOCATIONAL SVC; URBAN; 30 MIN/MILES;< 100% STD	27
TABLE 6ZZ MAP: WAIVER-INTEL DISABILITIES: PREVOCATIONAL SVC; RURAL; 60 MIN/MILES;< 100% STD	27
TABLE 6MMM MAP: WAIVER-HABILITATION: PREVOCATIONAL SVC; URBAN; 30 MIN/MILES;< 100% STD	28

Table 1 - Primary Care Provider (PCP) Section

Table displays the percentage of members within the contract standards for Adult [all adults 19 years or older] and Pediatric [all children with age 0 to 18] PCP Providers and whether or not the contract standard was met (Y/N). The contract standard is to have access within 30 minutes or 30 miles from their personal residence for 100% of population. Percentages marked in red did not meet contract standards.

Provider Category	Provider Type	Time/Distance Standard	Provider Count	Members with Access	Percentage with Access	Standard Met (Y/N)	Ave Distance (Mies)
Primary Care Provider	PCP - Adult	30 minutes or 30 miles	8125	117163	100.00%	Y	2.8
Primary Care Provider	PCP - Pediatric	30 minutes or 30 miles	7956	115033	100.00%	Y	3.3

Table 2 - Specialty Care Section

Table displays the percentage of members within the contract standards for Specialty Care Adult [all adults 19 years or older] and Pediatric [all children with age 0 to 18] , OB/GYN [all females with age 12 or older], and Neonatology [all newborns with age less than 1] providers and whether or not the contract standard was met (Y/N). The contract standard is to have access within 60 minutes or 60 miles for 75% of population, and 90 minutes or 90 miles for 100% of population from their personal residence. Percentages marked in red did not meet contract standards.

Provider Category	Provider Type	Time/Distance Standard	Provider Count	Members with Access	Percentage with Access	Standard Met (Y/N)	Ave Distance (Mies)
Specialty Care	Allergy - Adult	60 minutes or 60 miles	68	117609	97.00%	Y	31.8
Specialty Care	Allergy - Adult	90 minutes or 90 miles	68	117163	100.00%	Y	28.5
Specialty Care	Cardiology - Adult	60 minutes or 60 miles	503	117163	100.00%	Y	10.5
Specialty Care	Cardiology - Adult	90 minutes or 90 miles	503	117163	100.00%	Y	10.5
Specialty Care	Dermatology - Adult	60 minutes or 60 miles	205	117163	100.00%	Y	14.4
Specialty Care	Dermatology - Adult	90 minutes or 90 miles	205	117163	100.00%	Y	14.4
Specialty Care	Endocrinology - Adult	60 minutes or 60 miles	132	118756	99.00%	Y	30.3
Specialty Care	Endocrinology - Adult	90 minutes or 90 miles	132	117163	100.00%	Y	28.2
Specialty Care	Gastroenterology - Adult	60 minutes or 60 miles	312	116692	99.00%	Y	24.6
Specialty Care	Gastroenterology - Adult	90 minutes or 90 miles	312	117163	100.00%	Y	23.1
Specialty Care	General Surgery - Adult	60 minutes or 60 miles	1884	117163	100.00%	Y	5.7

Wellpoint Iowa, Inc.

Specialty Care	General Surgery - Adult	90 minutes or 90 miles	1884	117163	100.00%	Y	5.7
Specialty Care	Hematology - Adult	60 minutes or 60 miles	242	117163	100.00%	Y	16.7
Specialty Care	Hematology - Adult	90 minutes or 90 miles	242	117163	100.00%	Y	16.7
Specialty Care	Nephrology - Adult	60 minutes or 60 miles	275	117163	100.00%	Y	13.5
Specialty Care	Nephrology - Adult	90 minutes or 90 miles	275	117163	100.00%	Y	13.5
Specialty Care	Neurology - Adult	60 minutes or 60 miles	883	117163	100.00%	Y	12.0
Specialty Care	Neurology - Adult	90 minutes or 90 miles	883	117163	100.00%	Y	12.0
Specialty Care	Neurosurgery - Adult	60 minutes or 60 miles	156	116514	95.00%	Y	33.0
Specialty Care	Neurosurgery - Adult	90 minutes or 90 miles	156	117163	100.00%	Y	30.5
Specialty Care	Obstetrics and Gynecology (OB/GYN) - Adult	60 minutes or 60 miles	1100	90797	100.00%	Y	7.1
Specialty Care	Obstetrics and Gynecology (OB/GYN) - Adult	90 minutes or 90 miles	1100	90797	100.00%	Y	7.1
Specialty Care	Occupational Therapy - Adult	60 minutes or 60 miles	891	117163	100.00%	Y	6.5
Specialty Care	Occupational Therapy - Adult	90 minutes or 90 miles	891	117163	100.00%	Y	6.5
Specialty Care	Oncology - Adult	60 minutes or 60 miles	442	117163	100.00%	Y	12.8
Specialty Care	Oncology - Adult	90 minutes or 90 miles	442	117163	100.00%	Y	12.8
Specialty Care	Ophthalmology - Adult	60 minutes or 60 miles	284	117163	100.00%	Y	12.1
Specialty Care	Ophthalmology - Adult	90 minutes or 90 miles	284	117163	100.00%	Y	12.1
Specialty Care	Orthopedics - Adult	60 minutes or 60 miles	558	117163	100.00%	Y	7.4
Specialty Care	Orthopedics - Adult	90 minutes or 90 miles	558	117163	100.00%	Y	7.4
Specialty Care	Otolaryngology (ENT) - Adult	60 minutes or 60 miles	226	117163	100.00%	Y	10.8
Specialty Care	Otolaryngology (ENT) - Adult	90 minutes or 90 miles	226	117163	100.00%	Y	10.8
Specialty Care	Pathology - Adult	60 minutes or 60 miles	639	117163	100.00%	Y	12.5
Specialty Care	Pathology - Adult	90 minutes or 90 miles	639	117163	100.00%	Y	12.5

Wellpoint Iowa, Inc.

Specialty Care	Physical Therapy - Adult	60 minutes or 60 miles	2173	117163	100.00%	Y	4.8
Specialty Care	Physical Therapy - Adult	90 minutes or 90 miles	2173	117163	100.00%	Y	4.8
Specialty Care	Psychiatry - Adult	60 minutes or 60 miles	1216	117163	100.00%	Y	6.7
Specialty Care	Psychiatry - Adult	90 minutes or 90 miles	1216	117163	100.00%	Y	6.7
Specialty Care	Pulmonology - Adult	60 minutes or 60 miles	33	115333	81.00%	Y	50.9
Specialty Care	Pulmonology - Adult	90 minutes or 90 miles	33	118331	100.00%	Y	48.1
Specialty Care	Radiology - Adult	60 minutes or 60 miles	1331	117163	100.00%	Y	6.8
Specialty Care	Radiology - Adult	90 minutes or 90 miles	1331	117163	100.00%	Y	6.8
Specialty Care	Reconstructive Surgery - Adult	60 minutes or 60 miles	75	118176	95.00%	Y	38.9
Specialty Care	Reconstructive Surgery - Adult	90 minutes or 90 miles	75	118177	100.00%	Y	36.3
Specialty Care	Rheumatology - Adult	60 minutes or 60 miles	100	121102	98.00%	Y	33.0
Specialty Care	Rheumatology - Adult	90 minutes or 90 miles	100	117163	100.00%	Y	29.1
Specialty Care	Speech Therapy - Adult	60 minutes or 60 miles	743	117163	100.00%	Y	6.7
Specialty Care	Speech Therapy - Adult	90 minutes or 90 miles	743	117163	100.00%	Y	6.7
Specialty Care	Urology - Adult	60 minutes or 60 miles	234	117163	100.00%	Y	10.9
Specialty Care	Urology - Adult	90 minutes or 90 miles	234	117163	100.00%	Y	10.9
Specialty Care	Allergy - Pediatric	60 minutes or 60 miles	68	115360	97.00%	Y	32.7
Specialty Care	Allergy - Pediatric	90 minutes or 90 miles	68	115033	100.00%	Y	29.5
Specialty Care	Cardiology - Pediatric	60 minutes or 60 miles	508	115033	100.00%	Y	11.2
Specialty Care	Cardiology - Pediatric	90 minutes or 90 miles	508	115033	100.00%	Y	11.2
Specialty Care	Dermatology - Pediatric	60 minutes or 60 miles	205	115033	100.00%	Y	15.4
Specialty Care	Dermatology - Pediatric	90 minutes or 90 miles	205	115033	100.00%	Y	15.4
Specialty Care	Endocrinology - Pediatric	60 minutes or 60 miles	129	116095	99.00%	Y	30.3

Wellpoint Iowa, Inc.

Specialty Care	Endocrinology - Pediatric	90 minutes or 90 miles	129	115033	100.00%	Y	28.4
Specialty Care	Gastroenterology - Pediatric	60 minutes or 60 miles	306	114541	99.00%	Y	25.0
Specialty Care	Gastroenterology - Pediatric	90 minutes or 90 miles	306	115033	100.00%	Y	23.6
Specialty Care	General Surgery - Pediatric	60 minutes or 60 miles	1886	115033	100.00%	Y	6.4
Specialty Care	General Surgery - Pediatric	90 minutes or 90 miles	1886	115033	100.00%	Y	6.4
Specialty Care	Hematology - Pediatric	60 minutes or 60 miles	237	115033	100.00%	Y	17.3
Specialty Care	Hematology - Pediatric	90 minutes or 90 miles	237	115033	100.00%	Y	17.3
Specialty Care	Neonatology - Pediatric	60 minutes or 60 miles	264	10007	93.00%	Y	43.4
Specialty Care	Neonatology - Pediatric	90 minutes or 90 miles	264	10120	100.00%	Y	40.0
Specialty Care	Nephrology - Pediatric	60 minutes or 60 miles	272	115033	100.00%	Y	14.6
Specialty Care	Nephrology - Pediatric	90 minutes or 90 miles	272	115033	100.00%	Y	14.6
Specialty Care	Neurology - Pediatric	60 minutes or 60 miles	883	115033	100.00%	Y	12.4
Specialty Care	Neurology - Pediatric	90 minutes or 90 miles	883	115033	100.00%	Y	12.4
Specialty Care	Oncology - Pediatric	60 minutes or 60 miles	436	115033	100.00%	Y	13.4
Specialty Care	Oncology - Pediatric	90 minutes or 90 miles	436	115033	100.00%	Y	13.4
Specialty Care	Ophthalmology - Pediatric	60 minutes or 60 miles	284	115033	100.00%	Y	12.8
Specialty Care	Ophthalmology - Pediatric	90 minutes or 90 miles	284	115033	100.00%	Y	12.8
Specialty Care	Orthopedics - Pediatric	60 minutes or 60 miles	559	115033	100.00%	Y	8.1
Specialty Care	Orthopedics - Pediatric	90 minutes or 90 miles	559	115033	100.00%	Y	8.1
Specialty Care	Otolaryngology (ENT) - Pediatric	60 minutes or 60 miles	228	115033	100.00%	Y	11.5
Specialty Care	Otolaryngology (ENT) - Pediatric	90 minutes or 90 miles	228	115033	100.00%	Y	11.5
Specialty Care	Pulmonology - Pediatric	60 minutes or 60 miles	33	112877	82.00%	Y	50.8
Specialty Care	Pulmonology - Pediatric	90 minutes or 90 miles	33	115702	100.00%	Y	47.7

Wellpoint Iowa, Inc.

Specialty Care	Rheumatology - Pediatric	60 minutes or 60 miles	98	118655	98.00%	Y	33.9
Specialty Care	Rheumatology - Pediatric	90 minutes or 90 miles	98	115033	100.00%	Y	30.2
Specialty Care	Urology - Pediatric	60 minutes or 60 miles	234	115033	100.00%	Y	11.4
Specialty Care	Urology - Pediatric	90 minutes or 90 miles	234	115033	100.00%	Y	11.4

Table 3 - Behavioral Health Section

Table displays the percentage of all members [all age groups] within the contract standards for Behavioral Health providers and whether or not the contract standard was met (Y/N). The contract standard is to have access within 30 minutes or 30 miles , 60 minutes or 60 miles for Urban counties, and 90 minutes or 90 miles for Rural counties from their personal residence for 100% of population. Zip codes with population lesser than 1,000 per square mile are classified as Rural and zip codes with a population of 1,000 or higher per square mile are classified as Urban. Percentages marked in red did not meet contract standards.

Provider Category	Provider Type	Time/Distance Standard	Provider Count	Members with Access	Percentage with Access	Standard Met (Y/N)	Ave Distance (Mies)
Behavioral Health	Behavioral Health - Outpatient	30 minutes or 30 miles	5031	232196	100.00%	Y	3.9
Behavioral Health	Behavioral Health - Inpatient - Urban	60 minutes or 60 miles	69	141961	100.00%	Y	10.3
Behavioral Health	Behavioral Health - Inpatient - Rural	90 minutes or 90 miles	69	88848	100.00%	Y	22.4

Table 4 - Hospital Section

Table displays the percentage of all members [all age groups] within the contract standards for Hospitals and whether or not the contract standard was met (Y/N). The contract standard is to have access within 30 minutes or 30 miles from personal residence for 100% of population. Percentages in red did not meet contract standards.

Provider Category	Provider Type	Time/Distance Standard	Provider Count	Members with Access	Percentage with Access	Standard Met (Y/N)	Ave Distance (Mies)
Hospital	Hospitals	30 minutes or 30 miles	380	232196	100.00%	Y	7.0

Table 5 - Other Services Section

Table displays the percentage of all members [all age groups] within the contract standards for Other Services (General Optometry, Lab and X-ray services, and Pharmacies) providers and whether or not the contract standard was met (Y/N). The contract standard is to have access within 30 minutes or 30 miles from personal residence for 100% of population. Percentages in red did not meet contract standards.

Provider Category	Provider Type	Time/Distance Standard	Provider Count	Members with Access	Percentage with Access	Standard Met (Y/N)	Ave Distance (Mies)
Other Services	General Optometry	30 minutes or 30 miles	573	238837	100.00%	Y	8.8
Other Services	Lab and X-ray Services	30 minutes or 30 miles	597	232196	100.00%	Y	6.7
Other Services	Pharmacies	30 minutes or 30 miles	1046	232196	100.00%	Y	4.1

Table 6 - Long- Term Care Services Section

Table displays the percentage of members [Waiver members are identified based on state designation of these members to waiver services] within the contract standards for Long-Term Care Services and whether or not the contract standard was met (Y/N). The contract standard is to have access within 30 minutes or 30 miles in Urban counties, and 60 minutes or 60 miles for Rural counties from their personal residence for 100% of population. HCBS waiver services may be performed at the member's home, the provider's office, or both. All waiver services have a 2 provider per county standard; however time distance standards only apply to services where members must travel to the provider location. Zip codes with population lesser than 1,000 per square mile are classified as Rural and zip codes with a population of 1,000 or higher per square mile are classified as Urban. Percentages marked in red did not meet contract standards.

Provider Category	Provider Type	Time/Distance Standard	Provider Count	Members with Access	Percentage with Access	Standard Met (Y/N)	Ave Distance (Mies)
Long-Term Care Services	ICF/ID: Individuals with Intellectual Disabilities	30 minutes or 30 miles	139	2537	100.00%	Y	12.5
Long-Term Care Services	ICF/ID: Individuals with Intellectual Disabilities	60 minutes or 60 miles	139	1933	100.00%	Y	17.6
Long-Term Care Services	ICF/SNF: Skilled Nursing Care Facility	30 minutes or 30 miles	510	178	100.00%	Y	4.1
Long-Term Care Services	ICF/SNF: Skilled Nursing Care Facility	60 minutes or 60 miles	510	86	100.00%	Y	4.1
Long-Term Care Services	AIDS/HIV: Adult Day Care	30 minutes or 30 miles	64	10	100.00%	Y	2.3
Long-Term Care Services	AIDS/HIV: Adult Day Care	60 minutes or 60 miles	64	5	100.00%	Y	12.8
Long-Term Care Services	AIDS/HIV: Counseling Services	30 minutes or 30 miles	2	10	66.67%	N	65.7

Wellpoint Iowa, Inc.

Long-Term Care Services	AIDS/HIV: Counseling Services	60 minutes or 60 miles	2	5	100.00%	Y	79.4
Long-Term Care Services	AIDS/HIV: Respite	30 minutes or 30 miles	119	10	100.00%	Y	1.2
Long-Term Care Services	AIDS/HIV: Respite	60 minutes or 60 miles	119	5	100.00%	Y	4.0
Long-Term Care Services	BI: Adult Day Care	30 minutes or 30 miles	64	408	100.00%	Y	11.8
Long-Term Care Services	BI: Adult Day Care	60 minutes or 60 miles	64	223	98.57%	N	25.4
Long-Term Care Services	BI: Prevocational Services	30 minutes or 30 miles	56	396	93.42%	N	13.1
Long-Term Care Services	BI: Prevocational Services	60 minutes or 60 miles	56	221	100.00%	Y	10.3
Long-Term Care Services	BI: Supported Employment	30 minutes or 30 miles	80	400	100.00%	Y	7.8
Long-Term Care Services	BI: Supported Employment	60 minutes or 60 miles	80	221	100.00%	Y	7.4
Long-Term Care Services	BI: IMMT	30 minutes or 30 miles	221	400	100.00%	Y	4.4
Long-Term Care Services	BI: IMMT	60 minutes or 60 miles	221	221	100.00%	Y	4.9
Long-Term Care Services	BI: Respite	30 minutes or 30 miles	119	400	100.00%	Y	4.1
Long-Term Care Services	BI: Respite	60 minutes or 60 miles	119	221	100.00%	Y	5.7
Long-Term Care Services	BI: Transportation	30 minutes or 30 miles	220	400	100.00%	Y	4.3
Long-Term Care Services	BI: Transportation	60 minutes or 60 miles	220	221	100.00%	Y	5.9
Long-Term Care Services	CMH: Respite	30 minutes or 30 miles	119	270	100.00%	Y	3.7
Long-Term Care Services	CMH: Respite	60 minutes or 60 miles	119	180	100.00%	Y	7.0

Wellpoint Iowa, Inc.

Long-Term Care Services	CMH: Medical Day Care for Children	30 minutes or 30 miles	38	271	95.83%	N	17.0
Long-Term Care Services	CMH: Medical Day Care for Children	60 minutes or 60 miles	38	172	93.00%	N	34.7
Long-Term Care Services	Elderly: Adult Day Care	30 minutes or 30 miles	64	2096	99.00%	N	14.5
Long-Term Care Services	Elderly: Adult Day Care	60 minutes or 60 miles	64	1152	96.00%	N	27.5
Long-Term Care Services	Elderly: Respite	30 minutes or 30 miles	119	1940	100.00%	Y	4.1
Long-Term Care Services	Elderly: Respite	60 minutes or 60 miles	119	1142	100.00%	Y	6.1
Long-Term Care Services	Elderly: Transportation	30 minutes or 30 miles	220	1940	100.00%	Y	4.3
Long-Term Care Services	Elderly: Transportation	60 minutes or 60 miles	220	1142	100.00%	Y	6.3
Long-Term Care Services	HD: Adult Day Care	30 minutes or 30 miles	64	702	100.00%	Y	11.4
Long-Term Care Services	HD: Adult Day Care	60 minutes or 60 miles	64	379	98.90%	N	26.9
Long-Term Care Services	HD: Counseling Services	30 minutes or 30 miles	2	352	32.00%	N	55.7
Long-Term Care Services	HD: Counseling Services	60 minutes or 60 miles	2	172	47.53%	N	71.3
Long-Term Care Services	HD: IMMT	30 minutes or 30 miles	221	701	100.00%	Y	5.2
Long-Term Care Services	HD: IMMT	60 minutes or 60 miles	221	366	100.00%	Y	6.0
Long-Term Care Services	HD: Medical Day Care for Children	30 minutes or 30 miles	38	717	90.00%	N	21.0
Long-Term Care Services	HD: Medical Day Care for Children	60 minutes or 60 miles	38	372	89.69%	N	40.7
Long-Term Care Services	HD: Respite	30 minutes or 30 miles	119	701	100.00%	Y	4.9

Wellpoint Iowa, Inc.

Long-Term Care Services	HD: Respite	60 minutes or 60 miles	119	366	100.00%	Y	6.6
Long-Term Care Services	ID: Adult Day Care	30 minutes or 30 miles	65	3623	100.00%	Y	14.0
Long-Term Care Services	ID: Adult Day Care	60 minutes or 60 miles	65	2468	98.00%	N	26.0
Long-Term Care Services	ID: Day Habilitation	30 minutes or 30 miles	106	3520	100.00%	Y	5.7
Long-Term Care Services	ID: Day Habilitation	60 minutes or 60 miles	106	2466	100.00%	Y	6.8
Long-Term Care Services	ID: Prevocational Services	30 minutes or 30 miles	31	3573	83.00%	N	23.6
Long-Term Care Services	ID: Prevocational Services	60 minutes or 60 miles	31	2525	99.00%	N	22.8
Long-Term Care Services	ID: Supported Employment	30 minutes or 30 miles	80	3520	100.00%	Y	7.2
Long-Term Care Services	ID: Supported Employment	60 minutes or 60 miles	80	2466	100.00%	Y	7.3
Long-Term Care Services	ID: IMMT	30 minutes or 30 miles	221	3520	100.00%	Y	4.9
Long-Term Care Services	ID: IMMT	60 minutes or 60 miles	221	2466	100.00%	Y	5.1
Long-Term Care Services	ID: Respite	30 minutes or 30 miles	119	3520	100.00%	Y	4.8
Long-Term Care Services	ID: Respite	60 minutes or 60 miles	119	2466	100.00%	Y	5.9
Long-Term Care Services	ID: Transportation	30 minutes or 30 miles	220	3520	100.00%	Y	4.8
Long-Term Care Services	ID: Transportation	60 minutes or 60 miles	220	2466	100.00%	Y	6.3
Long-Term Care Services	PD: Transportation	30 minutes or 30 miles	220	252	100.00%	Y	3.6
Long-Term Care Services	PD: Transportation	60 minutes or 60 miles	220	135	100.00%	Y	7.2

Wellpoint Iowa, Inc.

Long-Term Care Services	Hab: Day Habilitation	30 minutes or 30 miles	151	2192	100.00%	Y	4.1
Long-Term Care Services	Hab: Day Habilitation	60 minutes or 60 miles	151	1661	100.00%	Y	5.2
Long-Term Care Services	Hab: Prevocational Services	30 minutes or 30 miles	56	2236	95.00%	N	13.9
Long-Term Care Services	Hab: Prevocational Services	60 minutes or 60 miles	56	1661	100.00%	Y	10.4
Long-Term Care Services	Hab: Supported Employment	30 minutes or 30 miles	80	2192	100.00%	Y	7.1
Long-Term Care Services	Hab: Supported Employment	60 minutes or 60 miles	80	1661	100.00%	Y	7.3

Table 6G Map: Waiver-AIDS/HIV: Counseling; Urban; 30 min/miles;< 100% std

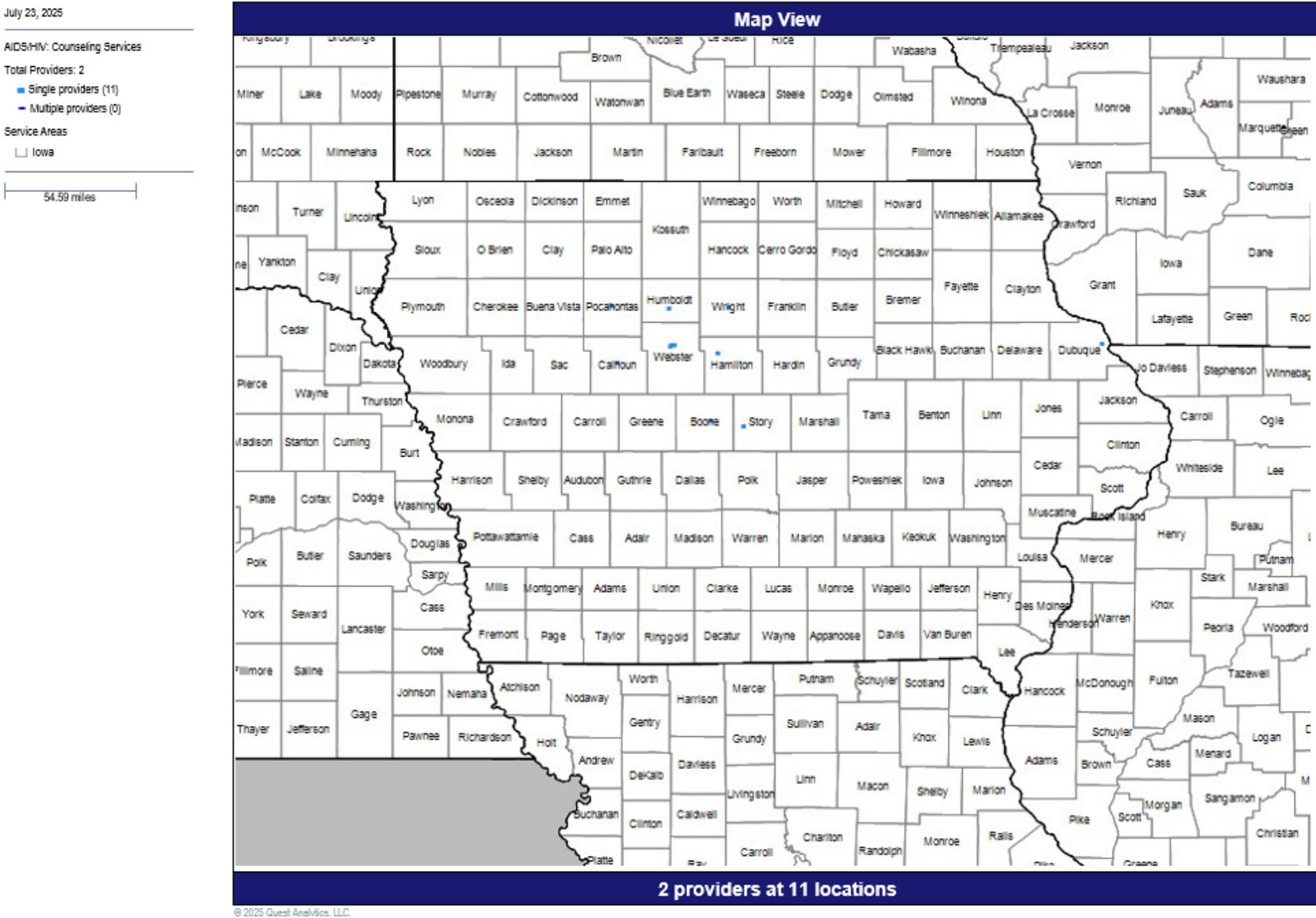


Table 6L Map: Waiver-Brain Injury: Adult Day Care; Rural; 60 min/miles;< 100% std

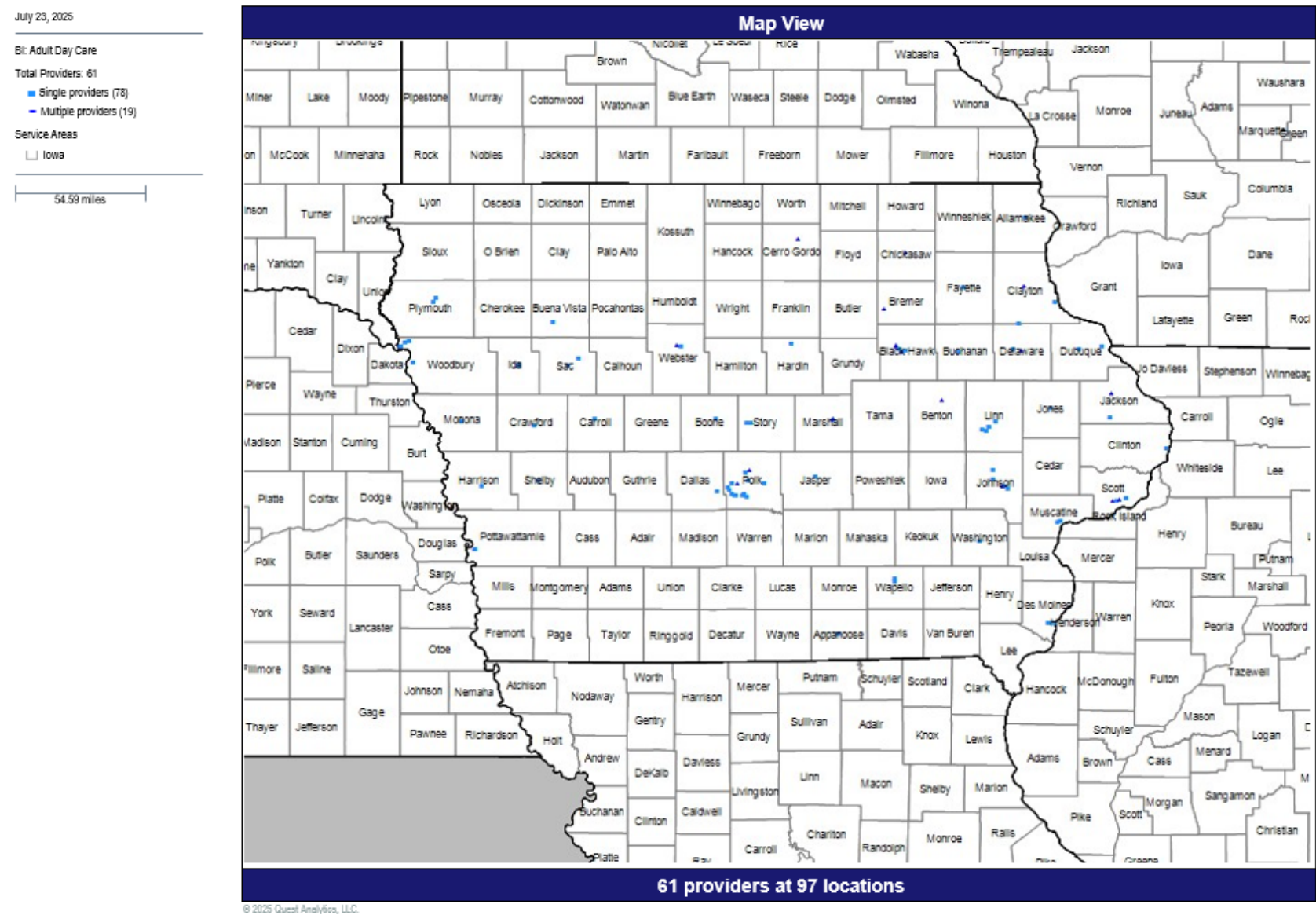


Table 6M Map: Waiver-Brain Injury: Prevocational Svc; Urban; 30 min/miles;< 100% std

July 23, 2025

BI: Prevocational Services

Total Providers: 47

- Single providers (128)
- Multiple providers (30)

Service Areas

Iowa

54.59 miles

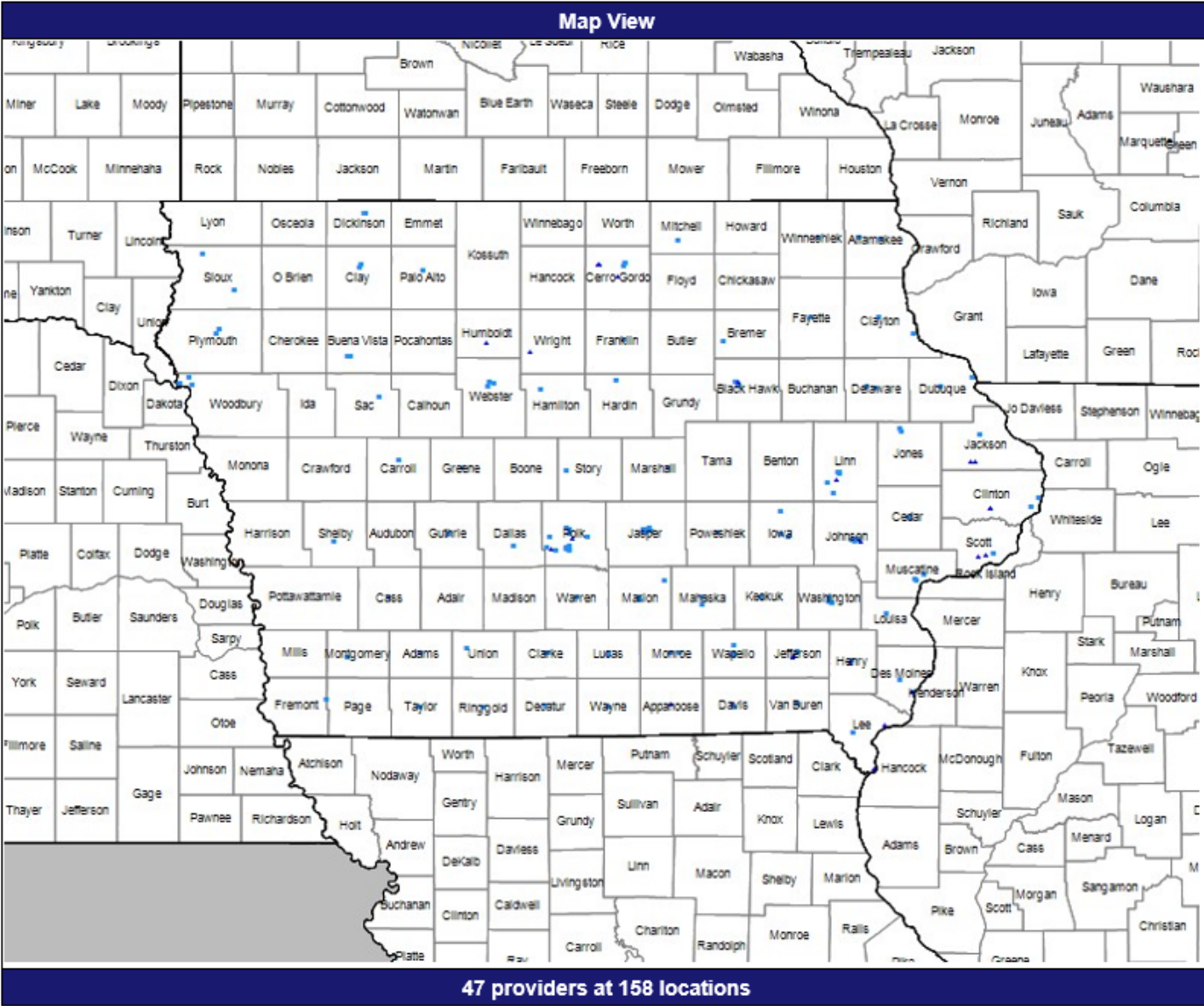


Table 6AA Map: Waiver-Child Mental Hlth: Med Day Care-Child; Urban; 30 min/miles;< 100% std

Table 6BB Map: Waiver-Child Mental Hlth: Med Day Care-Child; Rural; 60 min/miles;< 100% std

July 23, 2025

CMH: Medical Day Care for Children

Total Providers: 36

- Single providers (39)
- Multiple providers (2)

Service Areas

Iowa

54.59 miles

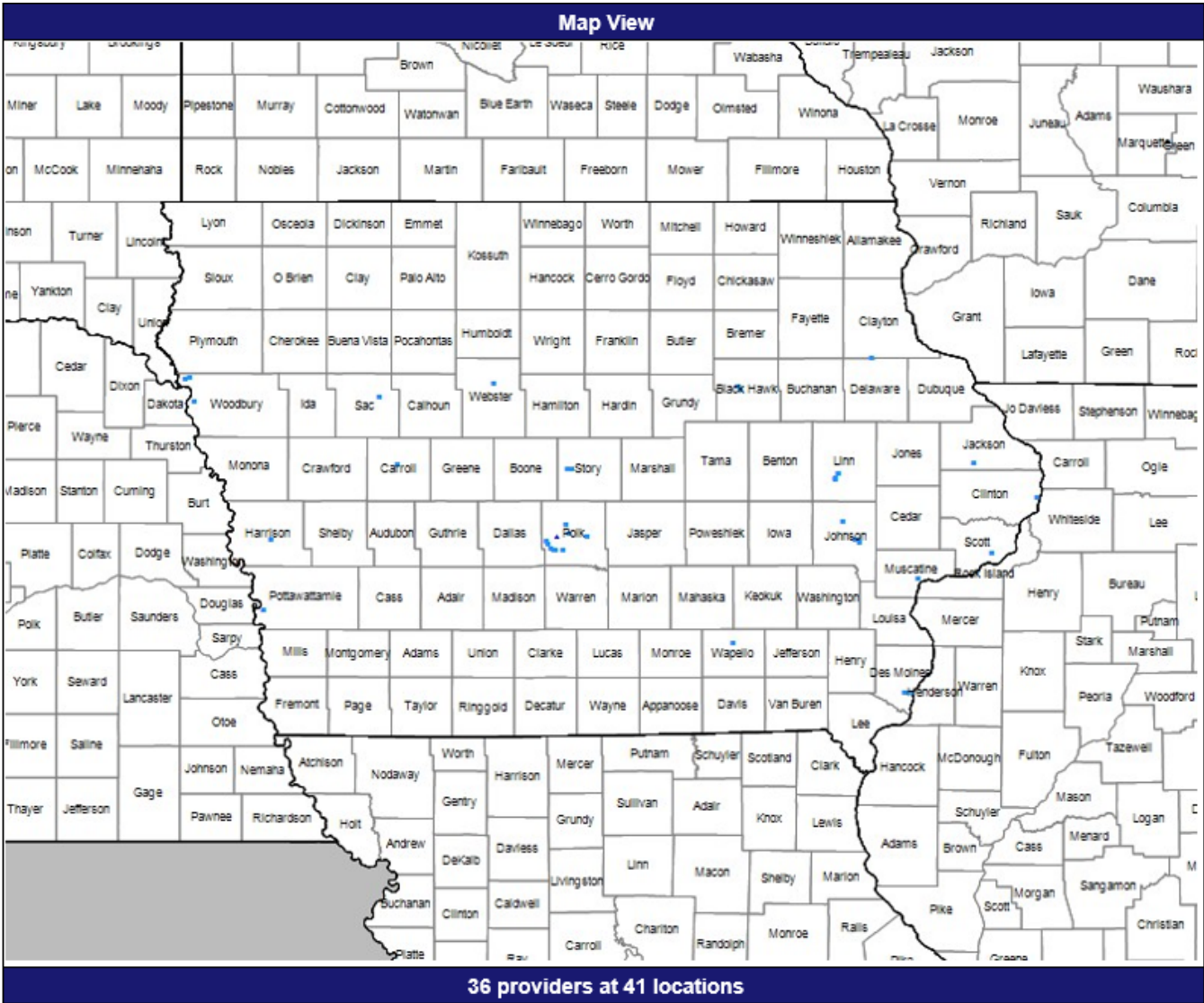


Table 6CC Map: Waiver-Elderly: Adult Day Care; Urban; 30 min/miles;< 100% std

Table 6DD Map: Waiver-Elderly: Adult Day Care; Rural; 60 min/miles;< 100% std

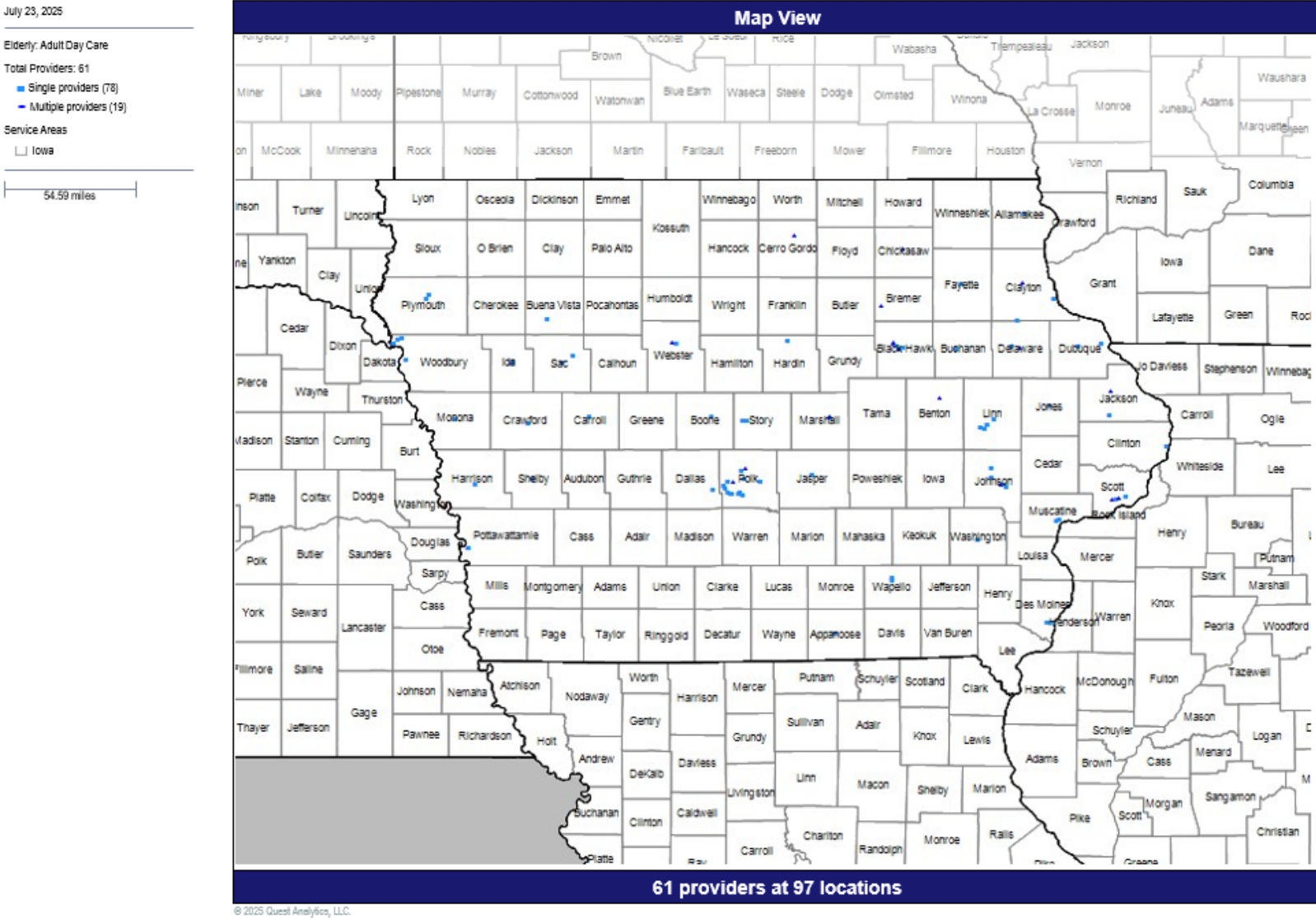


Table 6JJ Map: Waiver-Hlth&Disability: Adult Day Care; Rural; 60 min/miles;< 100% std

July 23, 2025

HD: Adult Day Care

Total Providers: 61

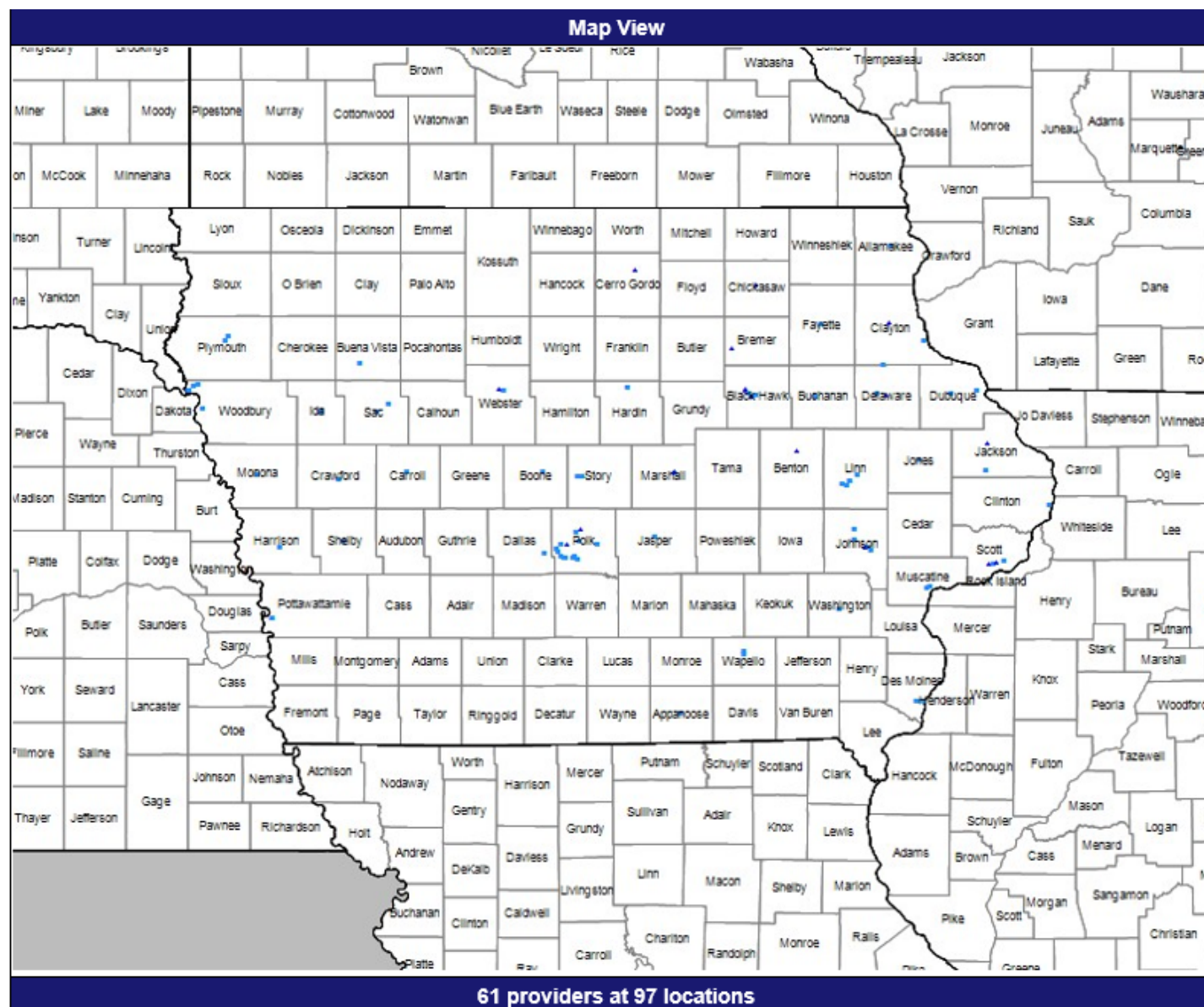
■ Single providers (78)

■ Multiple providers (19)

Service Areas

□ Iowa

54.59 miles



© 2025 Quest Analytics, LLC.

Table 6KK Map: Waiver-Hlth&Disability: Counseling; Urban: 30 min/miles;< 100% std

Table 6LL Map: Waiver-Hlth&Disability: Counseling; Rural; 60 min/miles;< 100% std

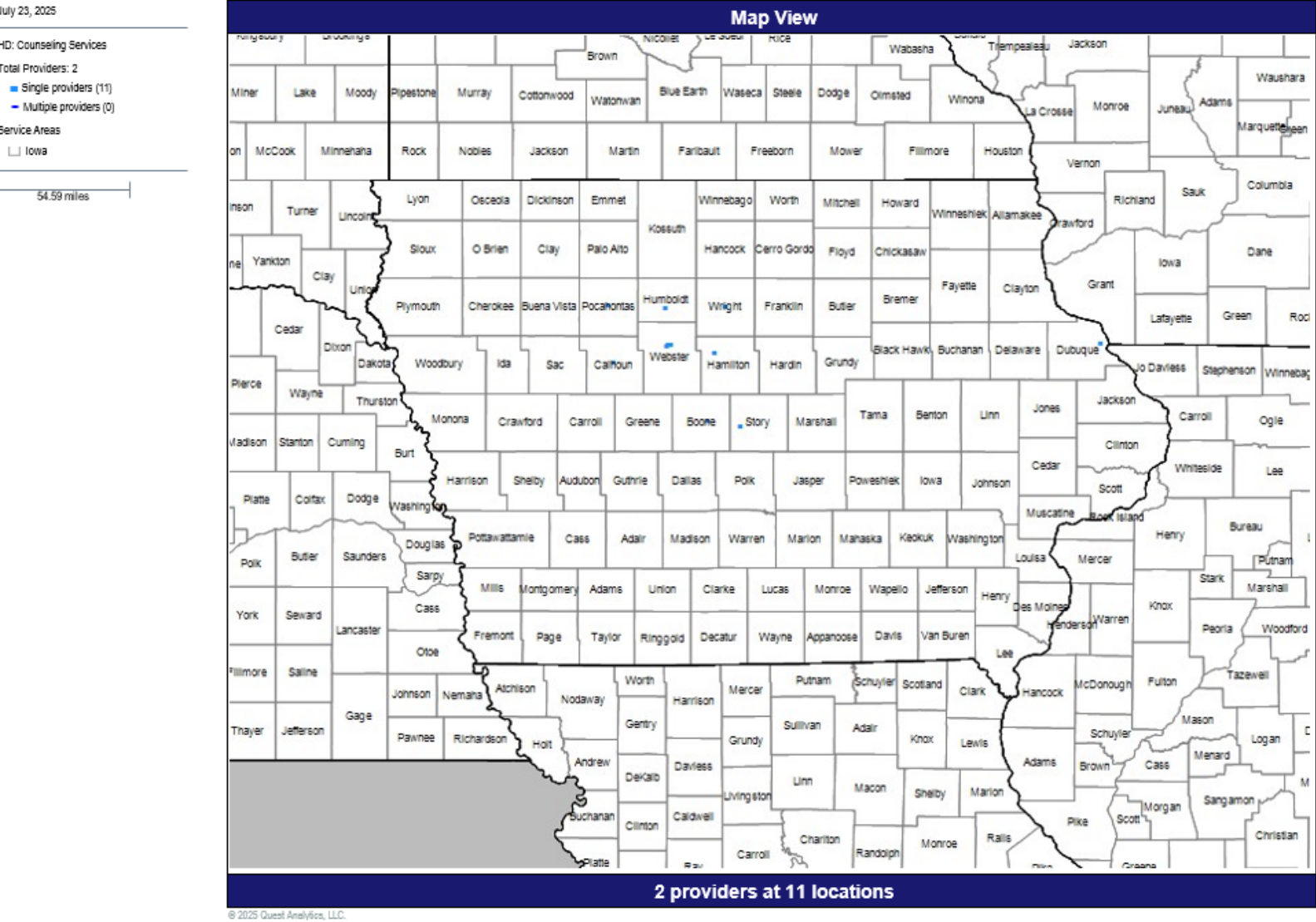


Table 6OO Map: Waiver-Hlth&Disability: Med Day Care-Child; Urban; 30 min/miles;< 100% std

Table 6PP Map: Waiver-Hlth&Disability: Med Day Care-Child; Rural; 60 min/miles;< 100% std

July 23, 2025

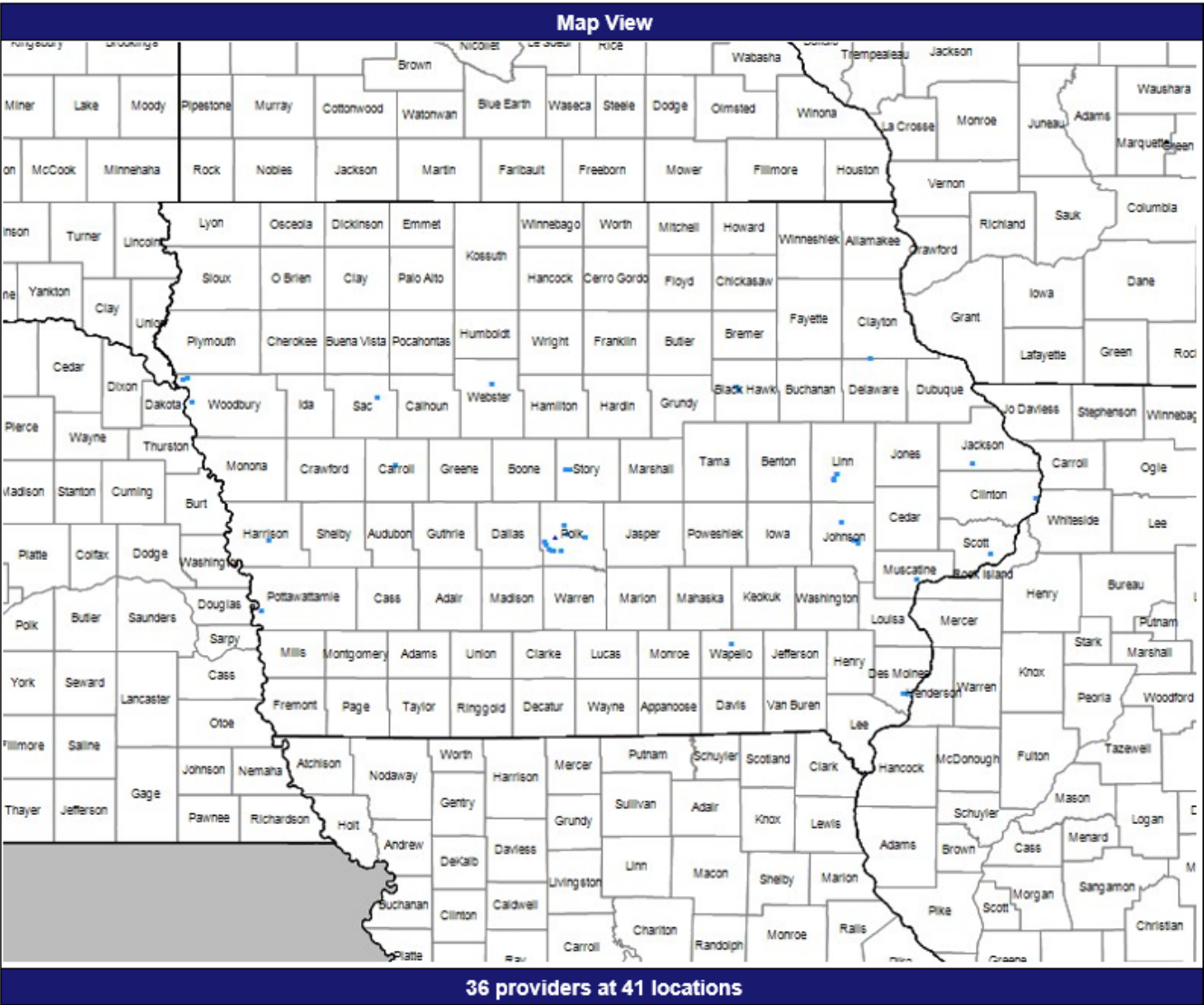
HD: Medical Day Care for Children

Total Providers: 36

- Single providers (39)
- Multiple providers (2)

Service Areas

Iowa



© 2025 Quest Analytics, LLC.

Table 6TT Map: Waiver-Intel Disabilities: Adult Day Care; Rural; 60 min/miles; < 100% std

July 23, 2025

ID: Adult Day Care

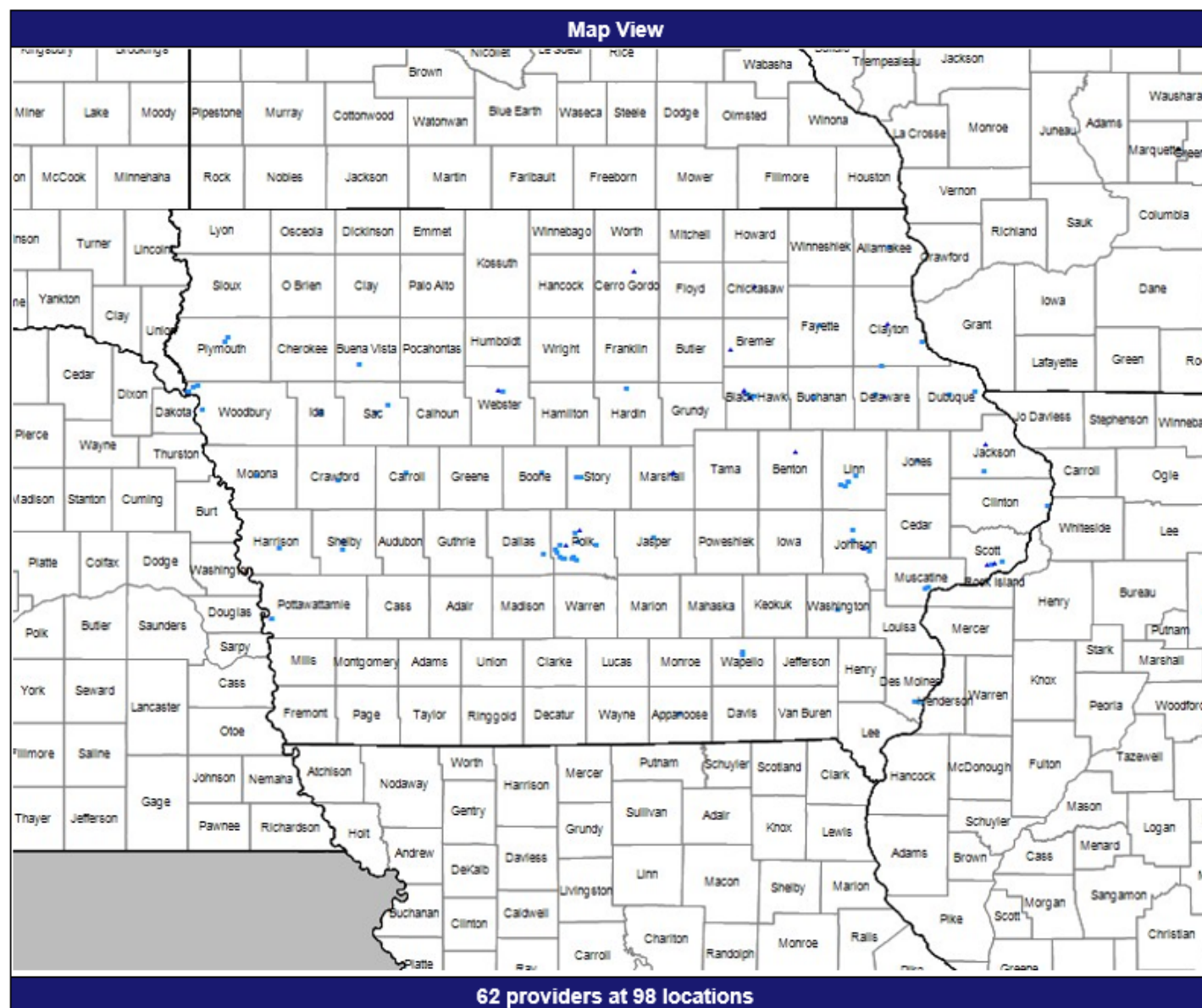
Total Providers: 62

- Single providers (79)
- Multiple providers (19)

Service Areas

□ Iowa

54.59 miles



© 2025 Quest Diagnostics LLC

Table 6YY Map: Waiver-Intel Disabilities: Prevocational Svc; Urban; 30 min/miles;< 100% std

Table 6ZZ Map: Waiver-Intel Disabilities: Prevocational Svc; Rural; 60 min/miles;< 100% std

July 23, 2025

ID: Prevocational Services

Total Providers: 25

- Single providers (43)
- Multiple providers (8)

Service Areas

Iowa

54.59 miles

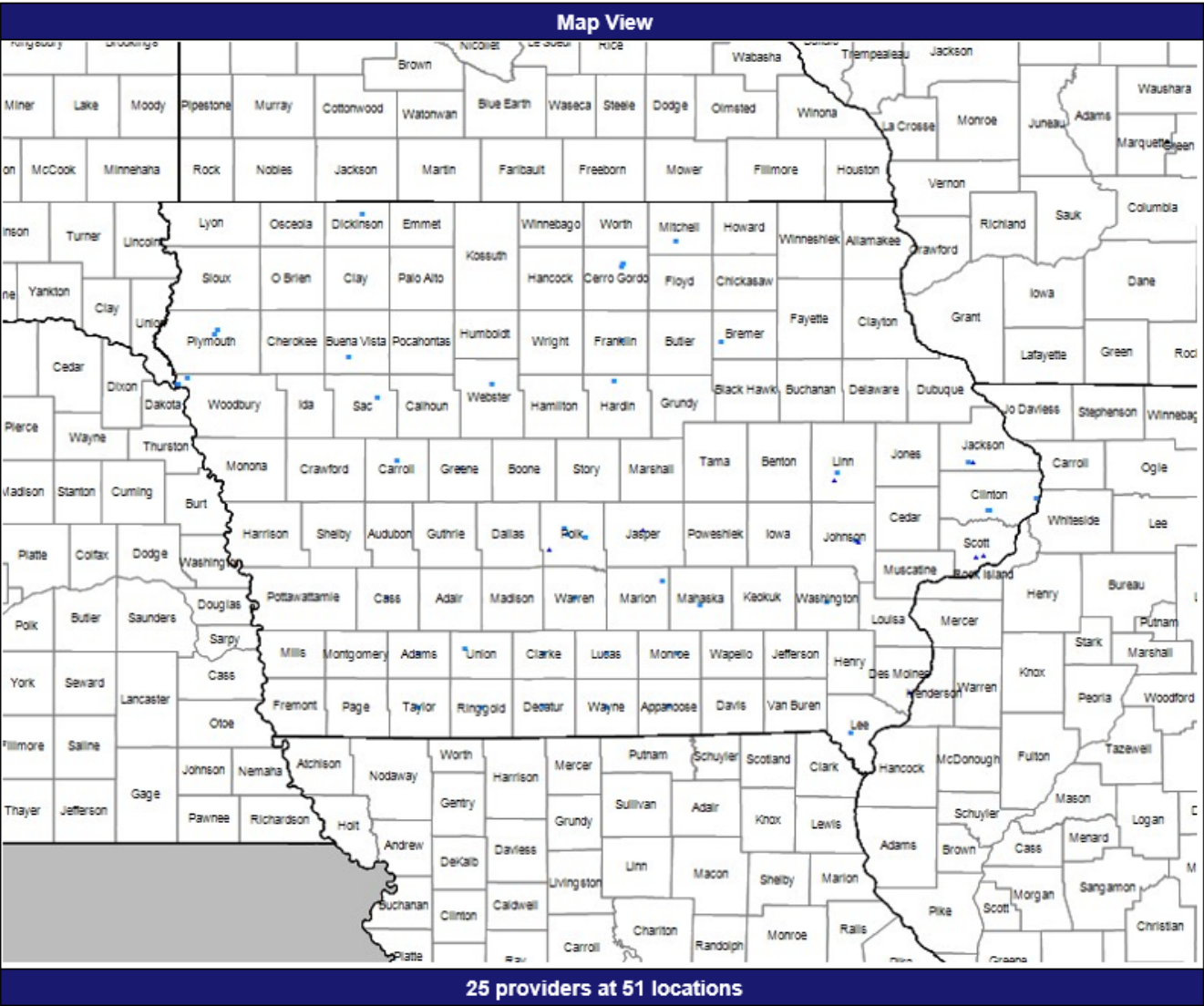


Table 6MMM Map: Waiver-Habilitation: Prevocational Svc; Urban; 30 min/miles;< 100% std

July 23, 2025

Hab: Prevocational Services

Total Providers: 47

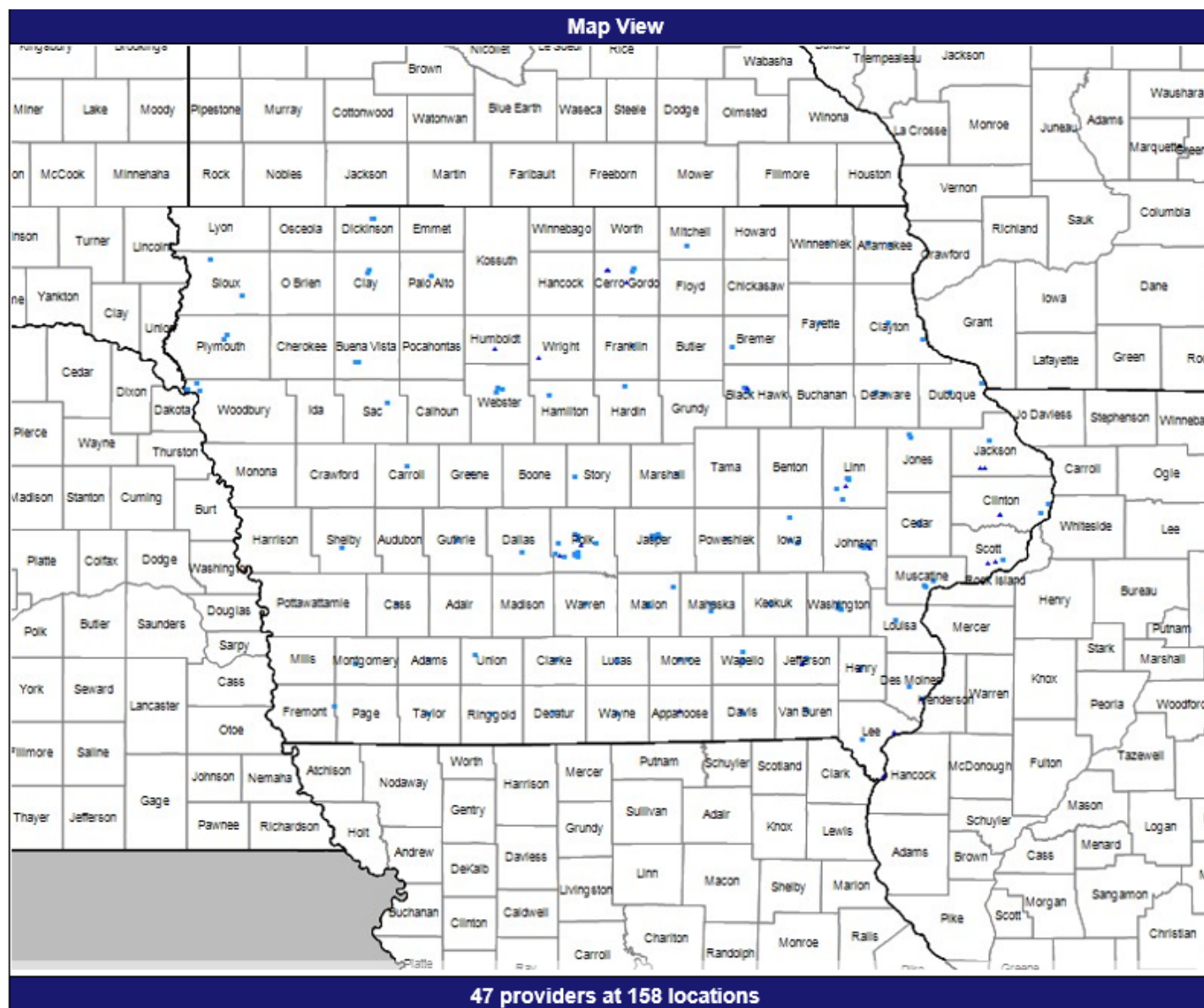
■ Single providers (128)

■ Multiple providers (30)

Service Areas

□ Iowa

54.59 miles



© 2025 Quest Analytics, LLC