

B-11. Exceptions Provider Maps

PAHP: Delta Dental of Iowa

Product: All Dental

Reporting Period: SFY2025 Q3

Date Prepared: 04/24/2025

Table of Contents

Contents

Table of Contents.....	2
Table 1: Primary Care Dentist Access Standards Section	3
Table 2: General Dentist Access Standards Section	4
Table 3: Oral Surgery Access Standards Section.....	5
Table 3A Map – Oral Surgeon – Delta Dental Hawki - Less Than [100%] Standard	6
Table 3A Map – Oral Surgeon – Delta Dental DWP - Less Than [100%] Standard	7
Table 4: Orthodontist Access Standards Section.....	8
Table 5: Pediatric Dentist Access Standards Section	9
Table 6: Periodontist Access Standards Section	10
Table 6A Map – Periodontist – Delta Dental Hawki - Less Than [100%] Standard.....	11
Table 6B Map – Periodontist – Delta Dental DWP - Less Than [100%] Standard.....	12
Table 7: Prosthodontist Access Standards Section.....	13
Table 7A Map – Prosthodontist – Delta Dental Hawki - Less Than [100%] Standard	14
Table 7B Map – Prosthodontist – Delta Dental DWP - Less Than [100%] Standard	15
Table 8: Endodontist Access Standards Section	16
Table 8A Map – Endodontist – Delta Dental Hawki - Less Than [100%] Standard.....	17
Table 8B Map – Endodontist – Delta Dental DWP - Less Than [100%] Standard.....	18

Table 1: Primary Care Dentist Access Standards Section

Table displays the percentage of members within the contract standards for Primary Care Dentist and if the contract standard was met (Y/N). This count of Primary Care Dentists includes General Dentists as well as Pediatric Dentists The contract standard is 100% with access within 30 minutes or 30 miles from personal residence. Percentages marked in red did not meet contract standards.

Provider Type	Time/Distance Standard	Provider Count	Members with Access	Percentage with Access	Standard Met (Y/N)	Avg Distance (Miles)
Delta Dental - Hawki	30 minutes or miles	1,024	68,843	100%	Y	3.3
Delta Dental - DWP	30 minutes or miles	718	385,163	100%	Y	3.5

Table 2: General Dentist Access Standards Section

Table displays the percentage of members within the contract standards for General Dentists and if the contract standard was met (Y/N). This table displays information regarding only the General Dentists that are included in the General Dentists calculations above. The contract standard is 100% with access within 30 minutes or 30 miles from personal residence. Percentages marked in red did not meet contract standards.

Provider Type	Time/Distance Standard	Provider Count	Members with Access	Percentage with Access	Standard Met (Y/N)	Avg Distance (Miles)
Delta Dental - Hawki	30 minutes or miles	936	68,843	100%	Y	3.4
Delta Dental - DWP	30 minutes or miles	639	385,163	100%	Y	3.8

Table 3: Oral Surgery Access Standards Section

Table displays the percentage of members within the contract standards for Oral Surgery and if the contract standard was met (Y/N). The contract standard is 60 minutes or miles for 75% of Population 90 minutes or miles for 100% of Population. Percentages marked in **red** did not meet contract standards.

Provider Type	Time/Distance Standard	Provider Count	Members with Access	% with Access	Standard Met (Y/N)	Avg Distance (Miles)
Delta Dental - Hawki	60 minutes or miles	67	65,590	95.3%	Y	19.5
Delta Dental - Hawki	90 minutes or miles	67	68,586	99.6%	N	19.5
Delta Dental - DWP	60 minutes or miles	56	352,903	91.6%	Y	21
Delta Dental - DWP	90 minutes or miles	56	378,754	98.3%	N	21

Table 3A Map – Oral Surgeon – Delta Dental Hawki - Less Than [100%] Standard

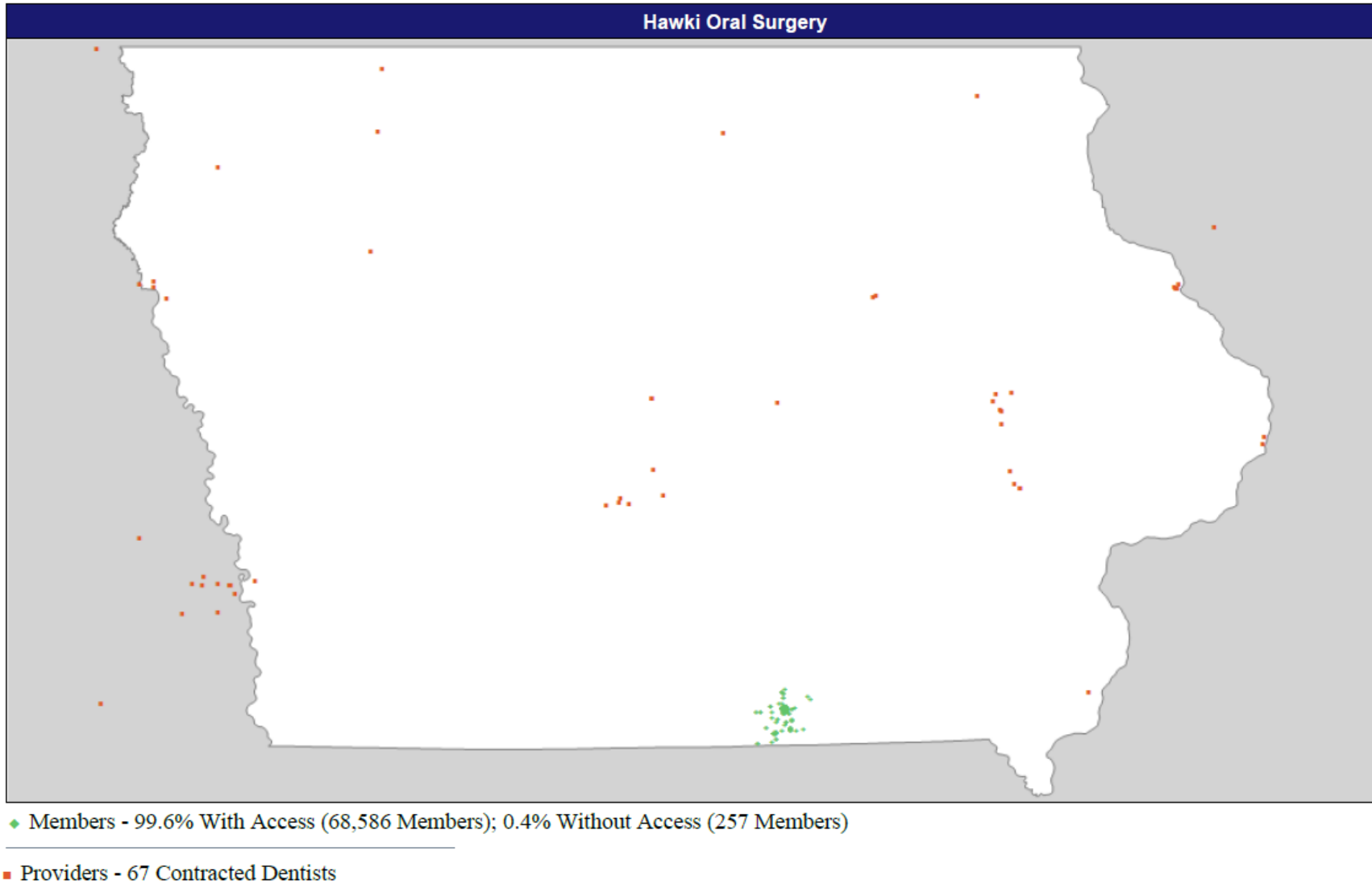
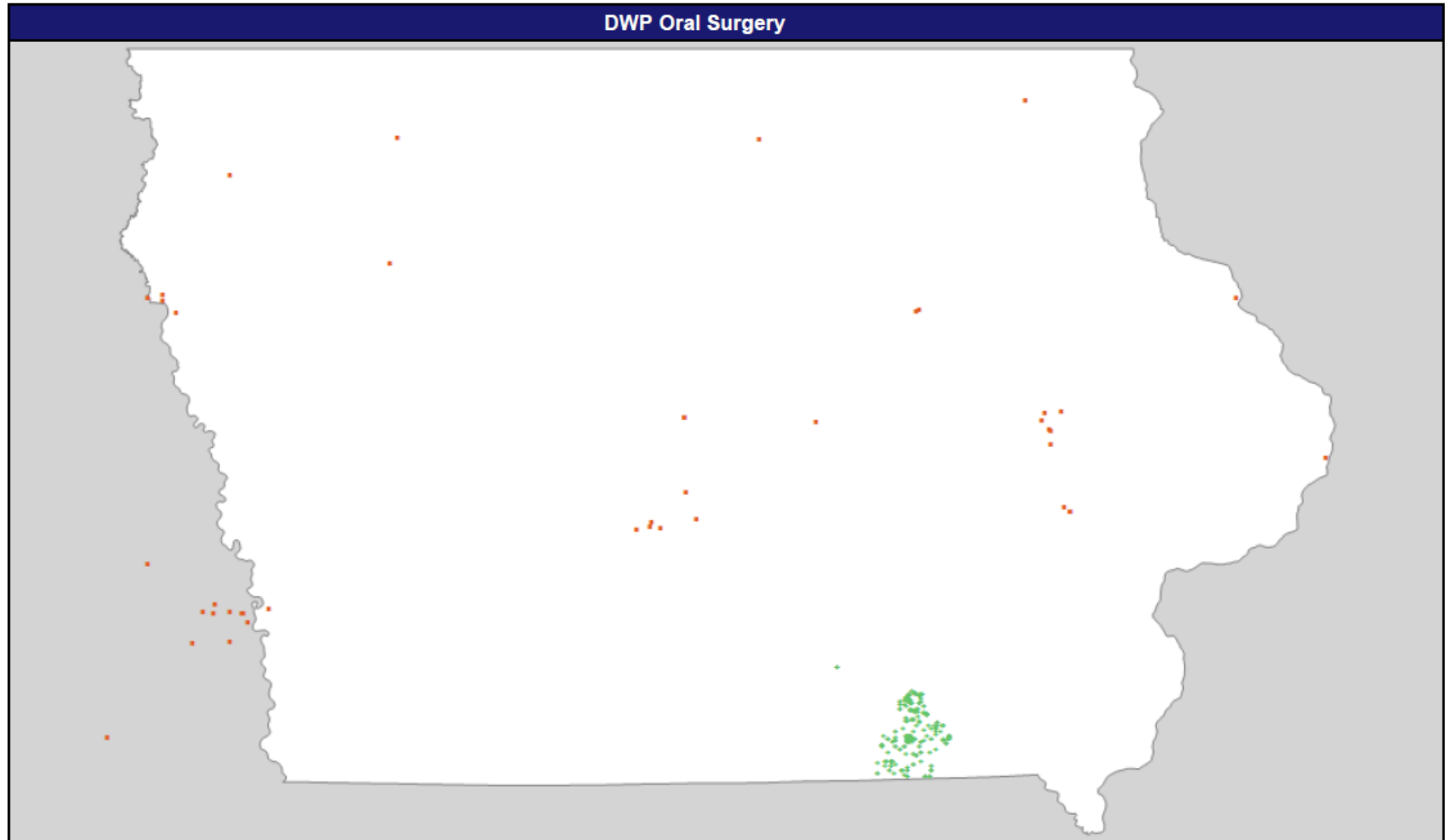


Table 3A Map – Oral Surgeon – Delta Dental DWP - Less Than [100%] Standard



◆ Members - 98.3% With Access (378,754 Members); 1.7% Without Access (6,409 Members)

■ Providers - 56 Contracted Dentists

Table 4: Orthodontist Access Standards Section

Table displays the percentage of members within the contract standards for Orthodontists and if the contract standard was met (Y/N). The contract standard is 60 minutes or miles for 75% of Population 90 minutes or miles for 100% of Population. Percentages marked in red did not meet contract standards.

Provider Type	Time/Distance Standard	Provider Count	Members with Access	% with Access	Standard Met (Y/N)	Avg Distance (Miles)
Delta Dental - Hawki	60 minutes or miles	61	68,090	98.9%	Y	12.4
Delta Dental - Hawki	90 minutes or miles	61	68,843	100%	Y	12.4
Delta Dental - DWP	60 minutes or miles	43	362,286	94.1%	Y	19
Delta Dental - DWP	90 minutes or miles	43	385,163	100%	Y	19

Table 5: Pediatric Dentist Access Standards Section

Table displays the percentage of members within the contract standards for Pediatric Dentists and if the contract standard was met (Y/N). The contract standard is 60 minutes or miles for 75% of Population 90 minutes or miles for 100% of Population. Percentages marked in red did not meet contract standards.

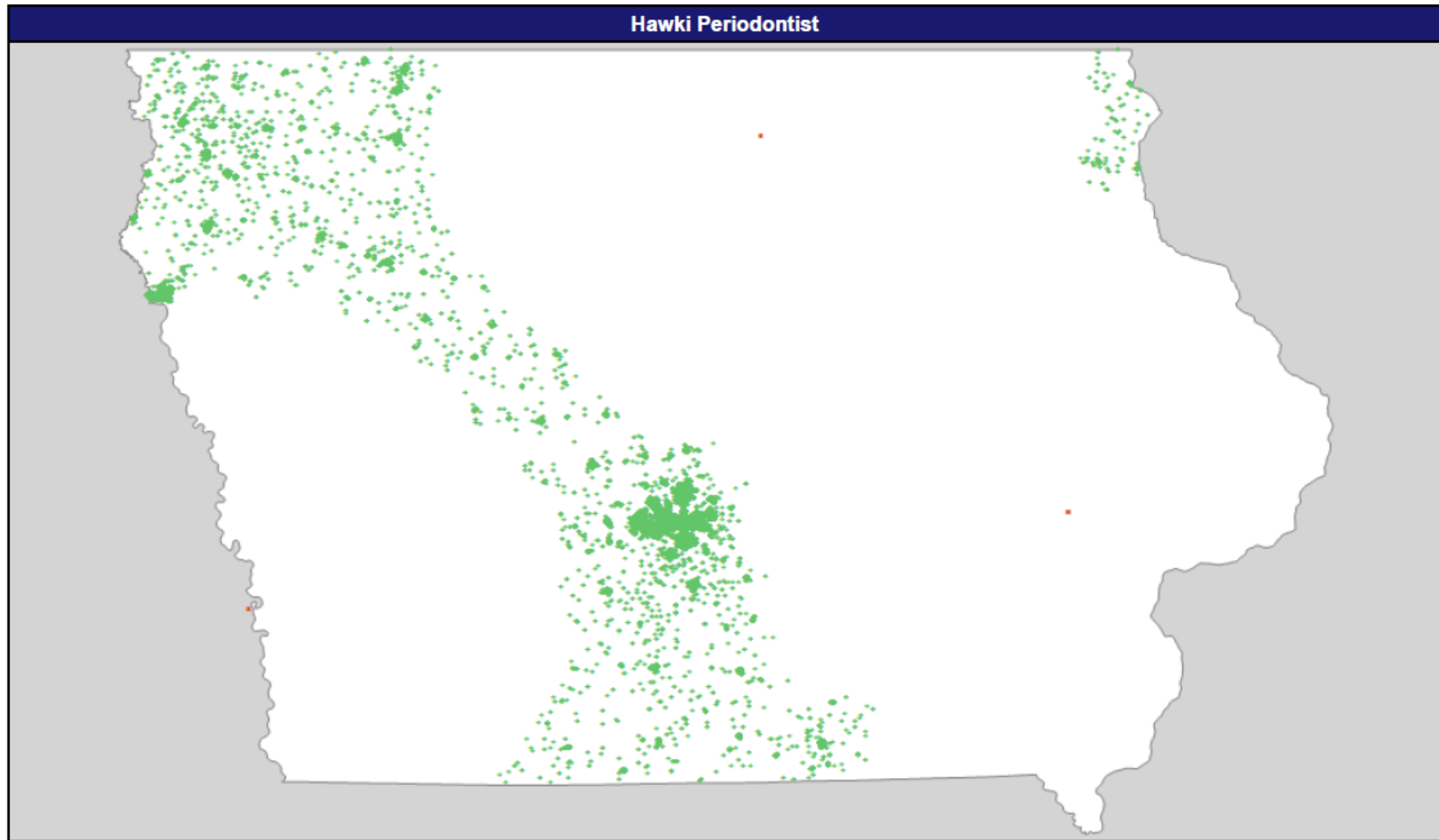
Provider Type	Time/Distance Standard	Provider Count	Members with Access	% with Access	Standard Met (Y/N)	Avg Distance (Miles)
Delta Dental - Hawki	60 minutes or miles	88	67,712	98.4%	Y	14.6
Delta Dental - Hawki	90 minutes or miles	88	68,843	100%	Y	14.6
Delta Dental - DWP	60 minutes or miles	79	379,679	98.6%	Y	13.2
Delta Dental - DWP	90 minutes or miles	79	385,163	100%	Y	13.2

Table 6: Periodontist Access Standards Section

Table displays the percentage of members within the contract standards for Periodontists and if the contract standard was met (Y/N). The contract standard is 60 minutes or miles for 75% of Population 90 minutes or miles for 100% of Population. Percentages marked in red did not meet contract standards.

Provider Type	Time/Distance Standard	Provider Count	Members with Access	% with Access	Standard Met (Y/N)	Avg Distance (Miles)
Delta Dental - Hawki	60 minutes or miles	10	16,117	23.4%	N	72.1
Delta Dental - Hawki	90 minutes or miles	10	31,543	45.8%	N	72.1
Delta Dental - DWP	60 minutes or miles	11	130,437	33.9%	N	55.5
Delta Dental - DWP	90 minutes or miles	11	261,415	67.9%	N	55.5

Table 6A Map – Periodontist – Delta Dental Hawki - Less Than [100%] Standard



◆ Members - 45.8% With Access (31,543 Members); 54.2% Without Access (37,300 Members)

■ Providers - 10 Contracted Dentists

Table 6B Map – Periodontist – Delta Dental DWP - Less Than [100%] Standard

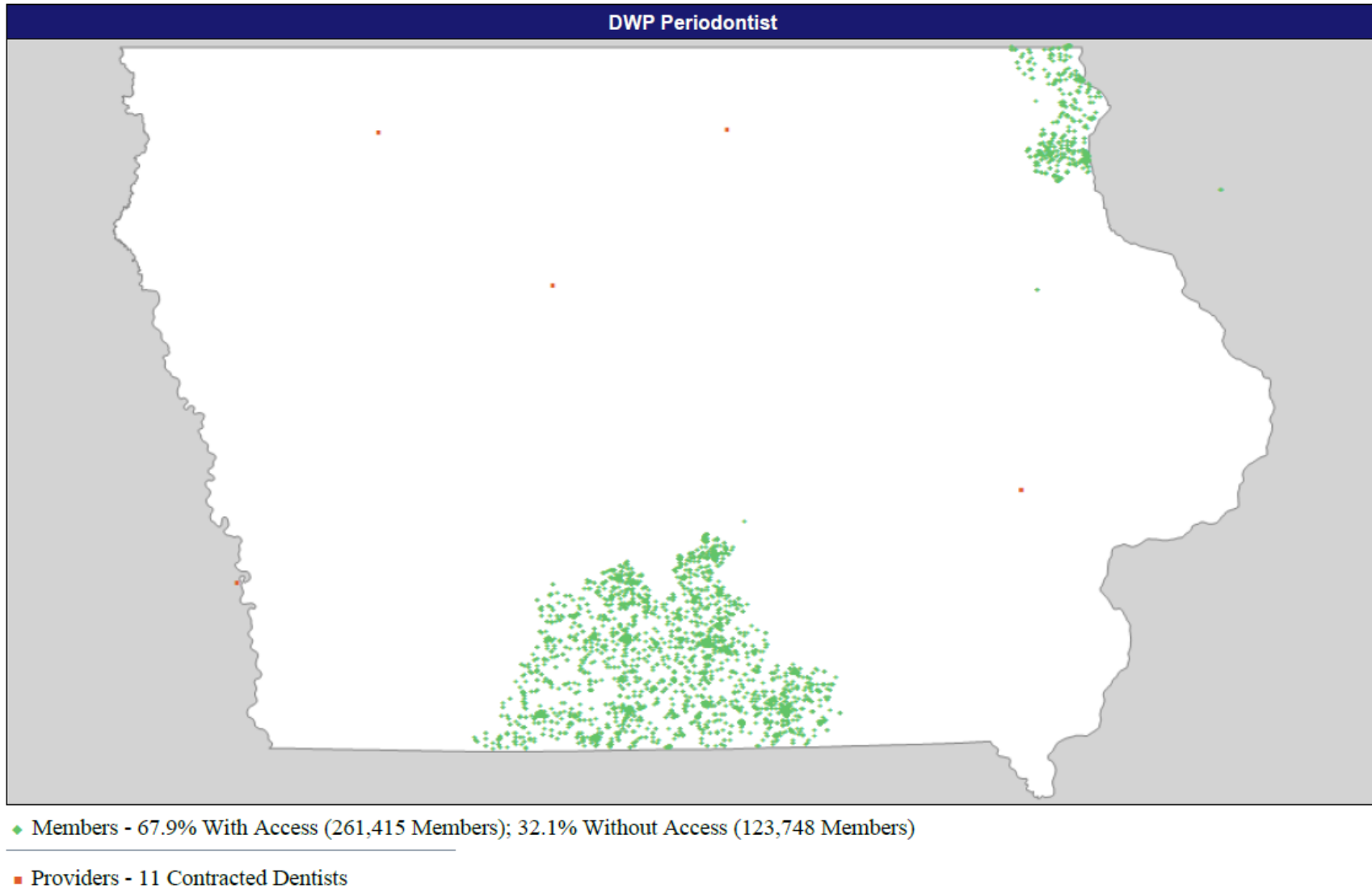


Table 7: Prosthodontist Access Standards Section

Table displays the percentage of members within the contract standards for Prosthodontists Dentist and if the contract standard was met (Y/N). The contract standard is 60 minutes or miles for 75% of Population 90 minutes or miles for 100% of Population. Percentages marked in **red** did not meet contract standards.

Provider Type	Time/Distance Standard	Provider Count	Members with Access	% with Access	Standard Met (Y/N)	Avg Distance (Miles)
Delta Dental - Hawki	60 minutes or miles	22	21,224	30.8%	N	66.9
Delta Dental - Hawki	90 minutes or miles	22	33,754	49.0%	N	66.9
Delta Dental - DWP	60 minutes or miles	21	84,600	22.0%	N	72.9
Delta Dental - DWP	90 minutes or miles	21	158,599	41.2%	N	72.9

Table 7A Map – Prosthodontist – Delta Dental Hawki - Less Than [100%] Standard

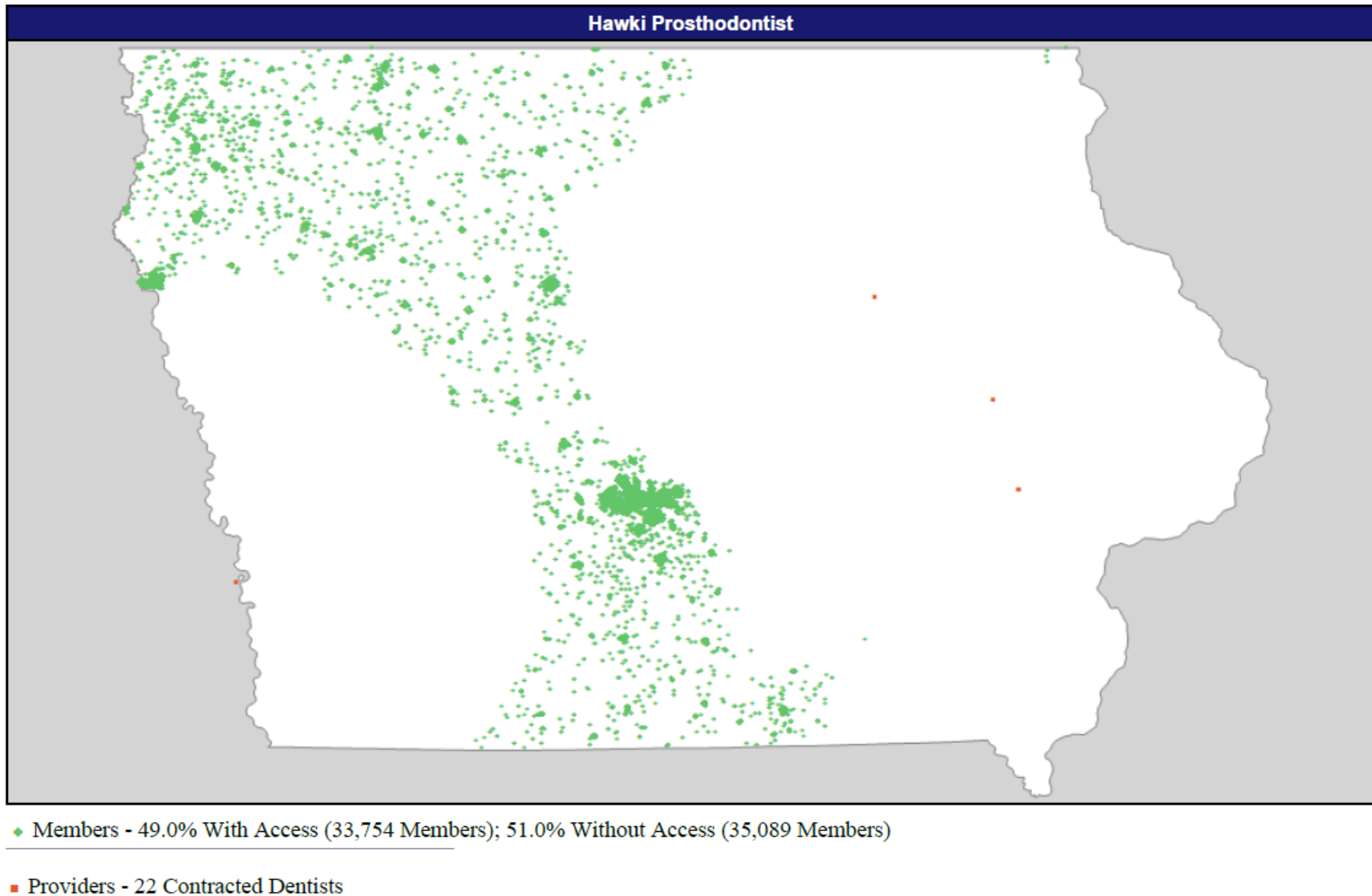
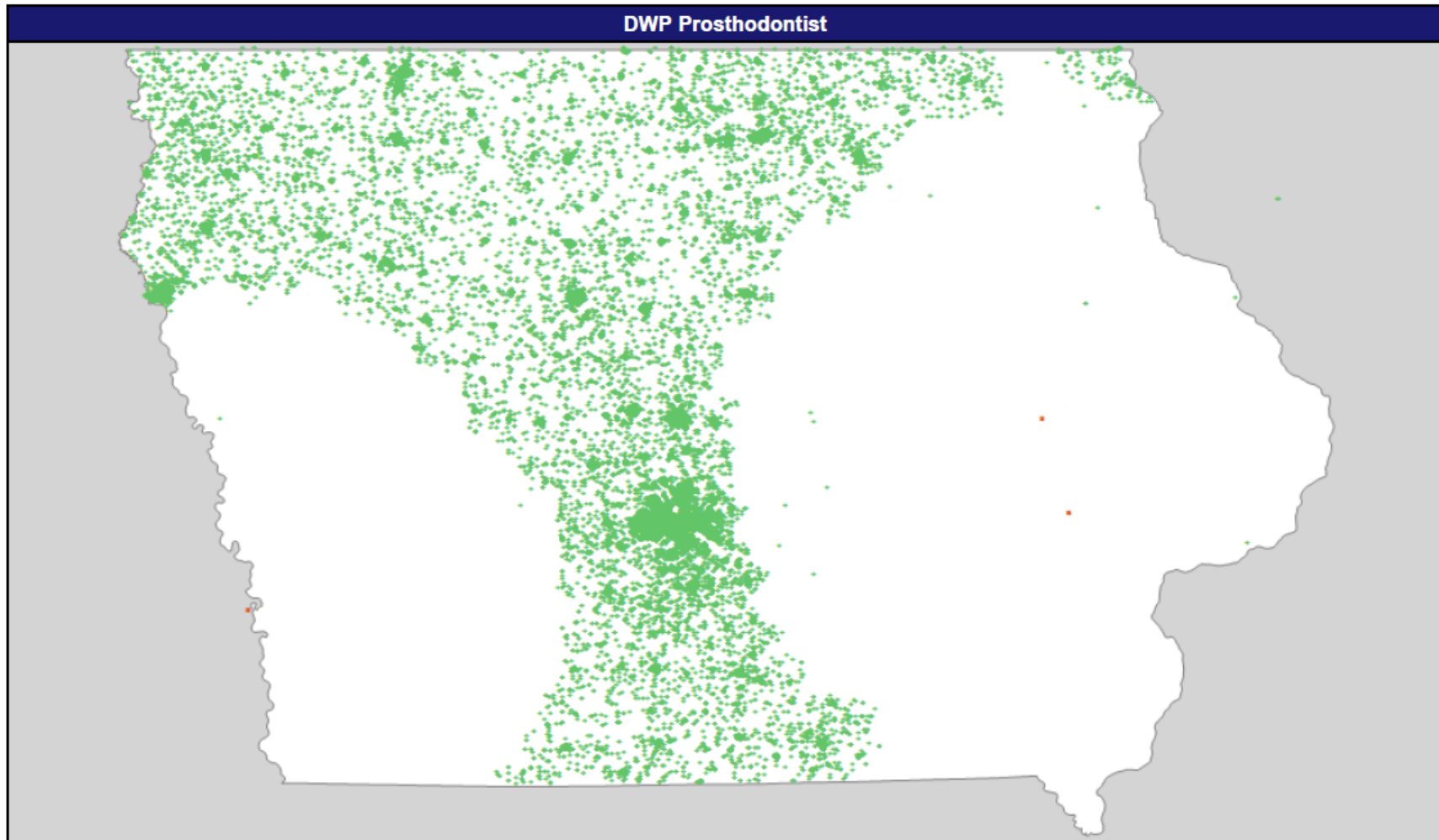


Table 7B Map – Prosthodontist – Delta Dental DWP - Less Than [100%] Standard



◆ Members - 41.2% With Access (158,599 Members); 58.8% Without Access (226,564 Members)

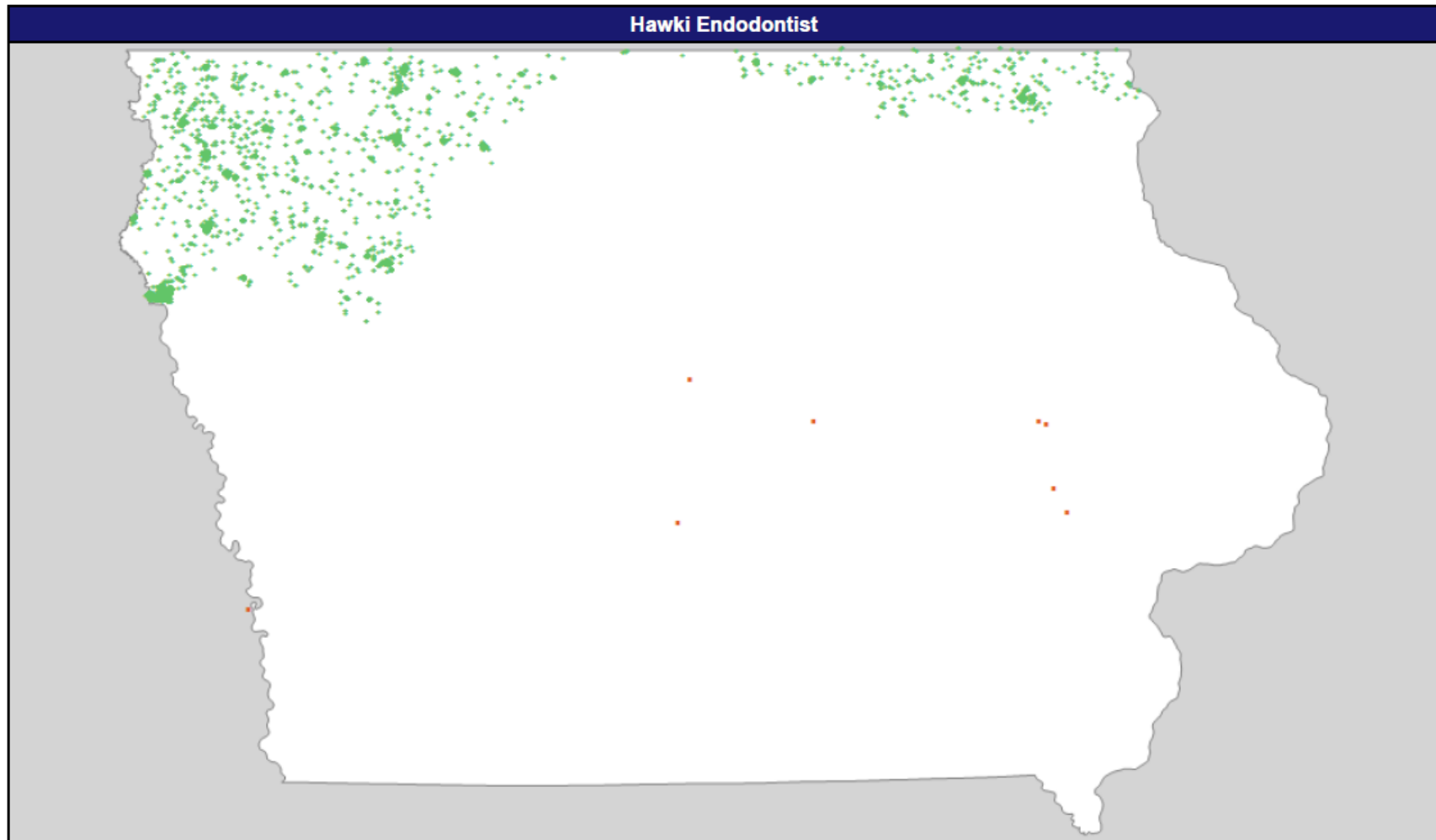
■ Providers - 21 Contracted Dentists

Table 8: Endodontist Access Standards Section

Table displays the percentage of members within the contract standards for Endodontists and if the contract standard was met (Y/N). The contract standard is 60 minutes or miles for 75% of Population 90 minutes or miles for 100% of Population. Percentages marked in red did not meet contract standards.

Provider Type	Time/Distance Standard	Provider Count	Members with Access	% with Access	Standard Met (Y/N)	Avg Distance (Miles)
Delta Dental - Hawki	60 minutes or miles	12	37,843	55.0%	N	44.8
Delta Dental - Hawki	90 minutes or miles	12	54,622	79.3%	N	44.8
Delta Dental - DWP	60 minutes or miles	7	173,962	45.2%	N	46.5
Delta Dental - DWP	90 minutes or miles	7	251,063	65.2%	N	46.5

Table 8A Map – Endodontist – Delta Dental Hawki - Less Than [100%] Standard



◆ Members - 79.3% With Access (54,622 Members); 20.7% Without Access (14,221 Members)

■ Providers - 12 Contracted Dentists

Table 8B Map – Endodontist – Delta Dental DWP - Less Than [100%] Standard

