

B-11. Exceptions Provider Maps

PAHP: Delta Dental of Iowa

Product: All Dental

Reporting Period: SFY2025 Q4

Date Prepared: 07/21/2025

Table of Contents

Contents

Table of Contents.....	2
Table 1: Primary Care Dentist Access Standards Section	3
Table 2: General Dentist Access Standards Section	4
Table 3: Oral Surgery Access Standards Section.....	5
Table 3A Map – Oral Surgeon – Delta Dental Hawki - Less Than [100%] Standard	6
Table 3A Map – Oral Surgeon – Delta Dental DWP - Less Than [100%] Standard	7
Table 4: Orthodontist Access Standards Section.....	8
Table 5: Pediatric Dentist Access Standards Section	9
Table 6: Periodontist Access Standards Section	10
Table 6A Map – Periodontist – Delta Dental Hawki - Less Than [100%] Standard.....	11
Table 6B Map – Periodontist – Delta Dental DWP - Less Than [100%] Standard.....	12
Table 7: Prosthodontist Access Standards Section.....	13
Table 7A Map – Prosthodontist – Delta Dental Hawki - Less Than [100%] Standard	14
Table 7B Map – Prosthodontist – Delta Dental DWP - Less Than [100%] Standard	15
Table 8: Endodontist Access Standards Section	16
Table 8A Map – Endodontist – Delta Dental Hawki - Less Than [100%] Standard.....	17
Table 8B Map – Endodontist – Delta Dental DWP - Less Than [100%] Standard.....	18

Table 1: Primary Care Dentist Access Standards Section

Table displays the percentage of members within the contract standards for Primary Care Dentist and if the contract standard was met (Y/N). This count of Primary Care Dentists includes General Dentists as well as Pediatric Dentists. The contract standard is 100% with access within 30 minutes or 30 miles from personal residence. Percentages marked in red did not meet contract standards.

Provider Type	Time/Distance Standard	Provider Count	Members with Access	Percentage with Access	Standard Met (Y/N)	Avg Distance (Miles)
Delta Dental - Hawki	30 minutes or miles	1,008	68,408	100%	Y	3.3
Delta Dental - DWP	30 minutes or miles	700	382,282	100%	Y	3.5

Table 2: General Dentist Access Standards Section

Table displays the percentage of members within the contract standards for General Dentists and if the contract standard was met (Y/N). This table displays information regarding only the General Dentists that are included in the General Dentists calculations above. The contract standard is 100% with access within 30 minutes or 30 miles from personal residence. Percentages marked in red did not meet contract standards.

Provider Type	Time/Distance Standard	Provider Count	Members with Access	Percentage with Access	Standard Met (Y/N)	Avg Distance (Miles)
Delta Dental - Hawki	30 minutes or miles	922	68,408	100%	Y	3.4
Delta Dental - DWP	30 minutes or miles	624	382,282	100%	Y	3.9

Table 3: Oral Surgery Access Standards Section

Table displays the percentage of members within the contract standards for Oral Surgery and if the contract standard was met (Y/N). The contract standard is 60 minutes or miles for 75% of Population 90 minutes or miles for 100% of Population. Percentages marked in **red** did not meet contract standards.

Provider Type	Time/Distance Standard	Provider Count	Members with Access	% with Access	Standard Met (Y/N)	Avg Distance (Miles)
Delta Dental - Hawki	60 minutes or miles	66	65,199	95.3%	Y	19.5
Delta Dental - Hawki	90 minutes or miles	66	68,169	99.7%	N	19.5
Delta Dental - DWP	60 minutes or miles	54	350,309	91.6%	Y	21
Delta Dental - DWP	90 minutes or miles	54	375,951	98.3%	N	21

Table 3A Map – Oral Surgeon – Delta Dental Hawki - Less Than [100%] Standard

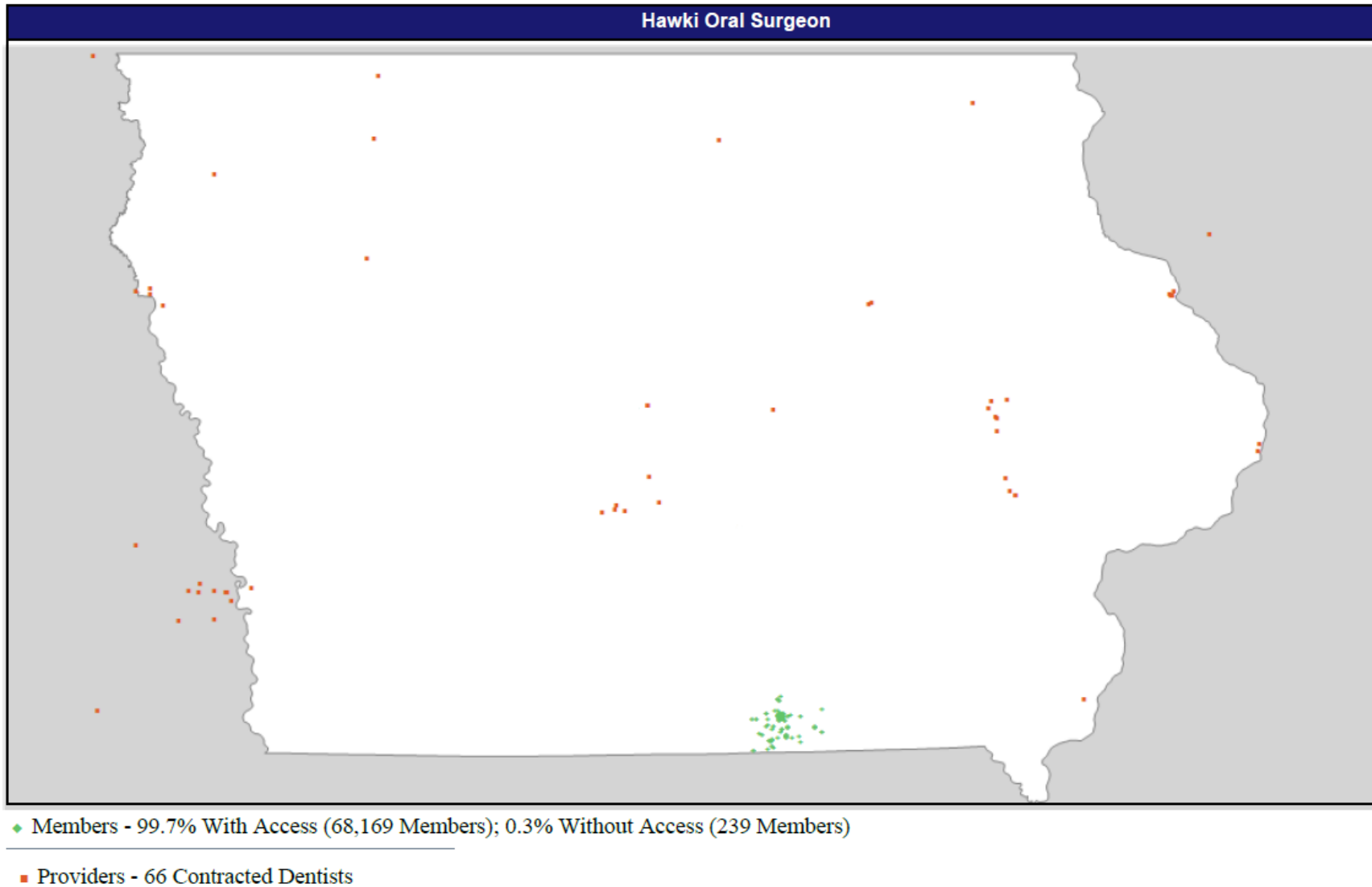


Table 3A Map – Oral Surgeon – Delta Dental DWP - Less Than [100%] Standard

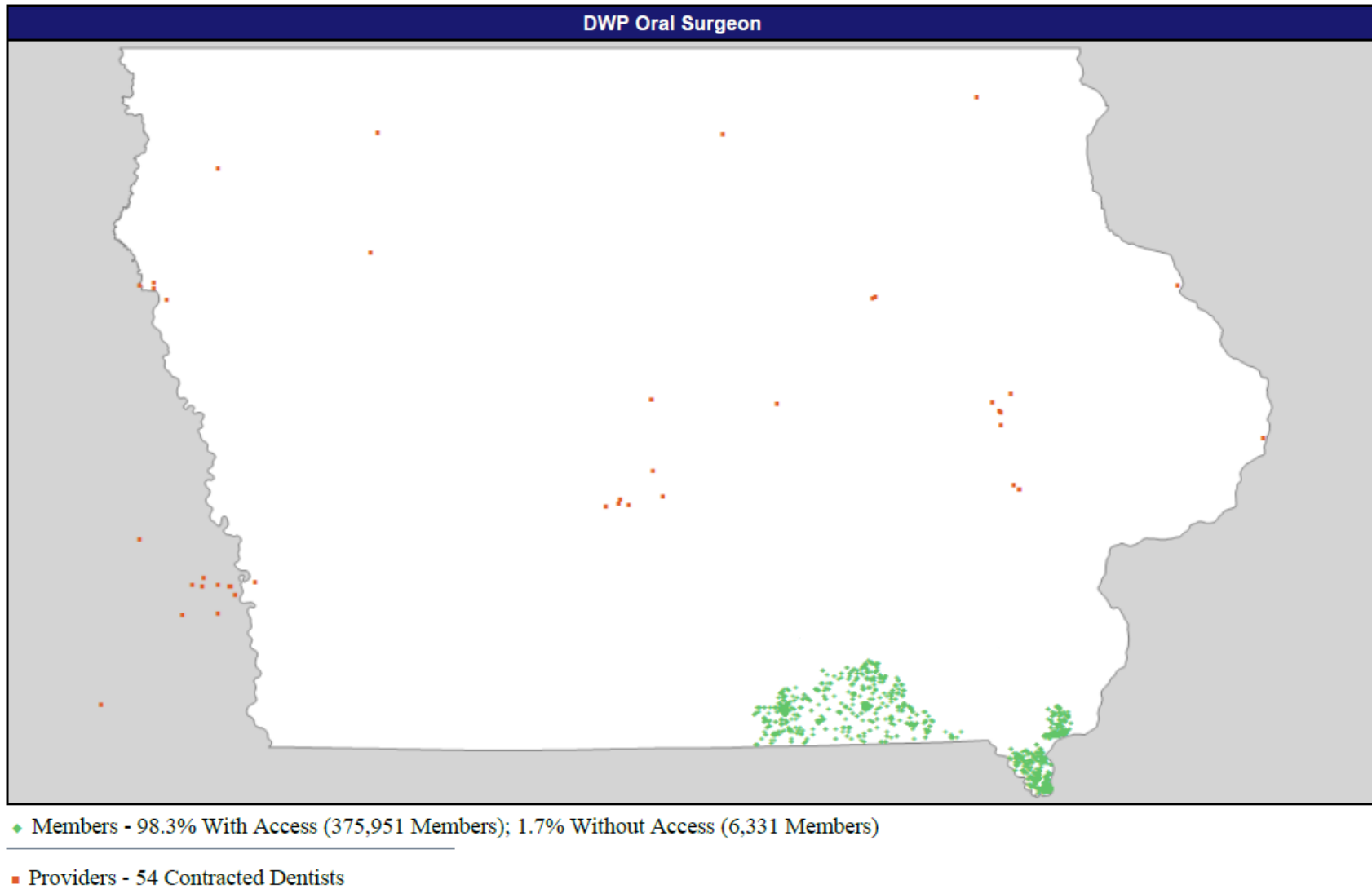


Table 4: Orthodontist Access Standards Section

Table displays the percentage of members within the contract standards for Orthodontists and if the contract standard was met (Y/N). The contract standard is 60 minutes or miles for 75% of Population 90 minutes or miles for 100% of Population. Percentages marked in red did not meet contract standards.

Provider Type	Time/Distance Standard	Provider Count	Members with Access	% with Access	Standard Met (Y/N)	Avg Distance (Miles)
Delta Dental - Hawki	60 minutes or miles	60	67,625	98.9%	Y	12.5
Delta Dental - Hawki	90 minutes or miles	60	68,408	100%	Y	12.5
Delta Dental - DWP	60 minutes or miles	42	359,657	94.1%	Y	19
Delta Dental - DWP	90 minutes or miles	42	382,282	100%	Y	19

Table 5: Pediatric Dentist Access Standards Section

Table displays the percentage of members within the contract standards for Pediatric Dentists and if the contract standard was met (Y/N). The contract standard is 60 minutes or miles for 75% of Population 90 minutes or miles for 100% of Population. Percentages marked in red did not meet contract standards.

Provider Type	Time/Distance Standard	Provider Count	Members with Access	% with Access	Standard Met (Y/N)	Avg Distance (Miles)
Delta Dental - Hawki	60 minutes or miles	86	67,270	98.3%	Y	14.5
Delta Dental - Hawki	90 minutes or miles	86	68,408	100%	Y	14.5
Delta Dental - DWP	60 minutes or miles	76	376,926	98.6%	Y	13.2
Delta Dental - DWP	90 minutes or miles	76	382,282	100%	Y	13.2

Table 6: Periodontist Access Standards Section

Table displays the percentage of members within the contract standards for Periodontists and if the contract standard was met (Y/N). The contract standard is 60 minutes or miles for 75% of Population 90 minutes or miles for 100% of Population. Percentages marked in red did not meet contract standards.

Provider Type	Time/Distance Standard	Provider Count	Members with Access	% with Access	Standard Met (Y/N)	Avg Distance (Miles)
Delta Dental - Hawki	60 minutes or miles	9	16,048	23.5%	N	71.9
Delta Dental - Hawki	90 minutes or miles	9	31,358	45.8%	N	71.9
Delta Dental - DWP	60 minutes or miles	10	129,541	33.9%	N	55.5
Delta Dental - DWP	90 minutes or miles	10	259,695	67.9%	N	55.5

Table 6A Map – Periodontist – Delta Dental Hawki - Less Than [100%] Standard

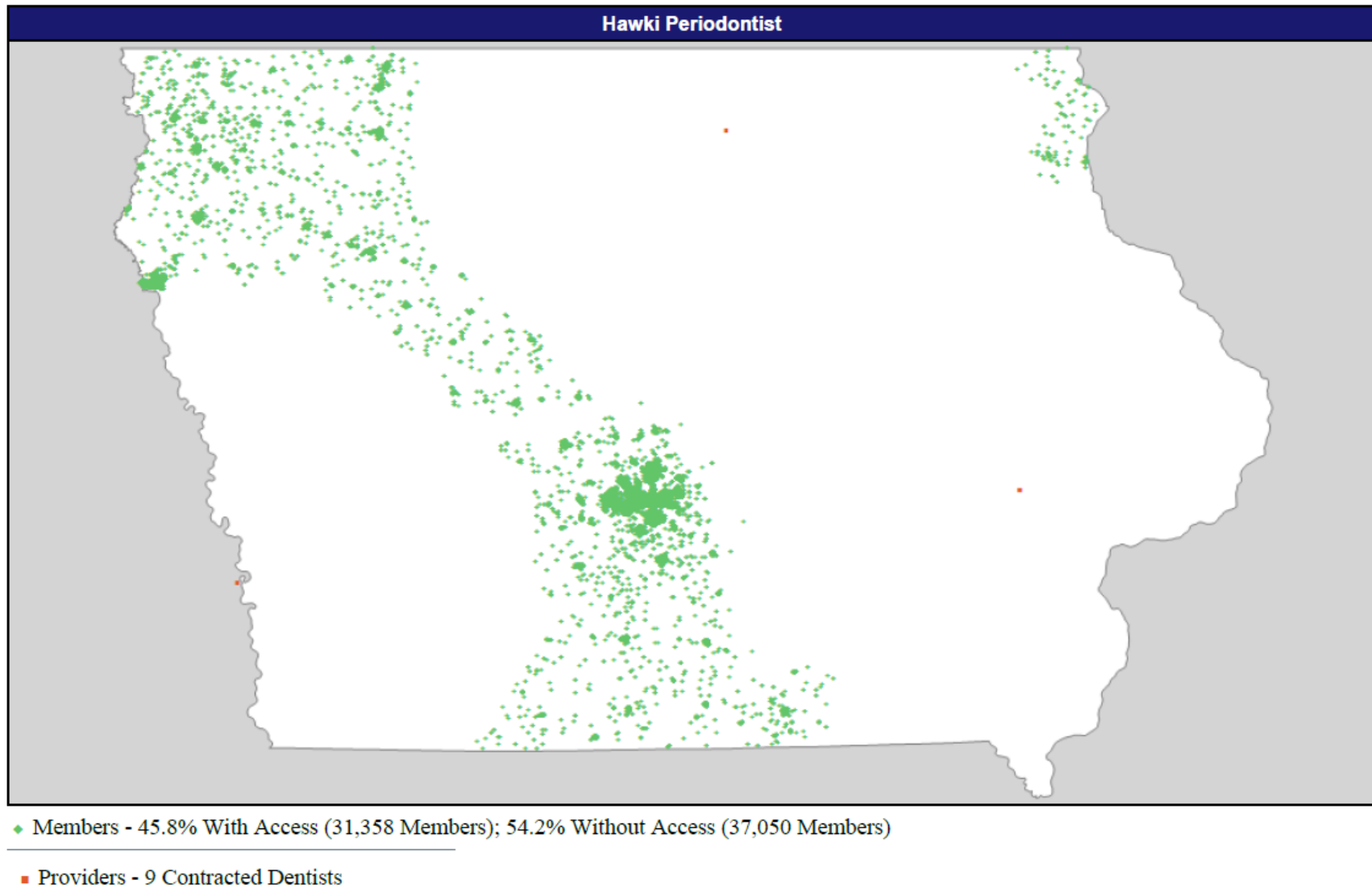


Table 6B Map – Periodontist – Delta Dental DWP - Less Than [100%] Standard

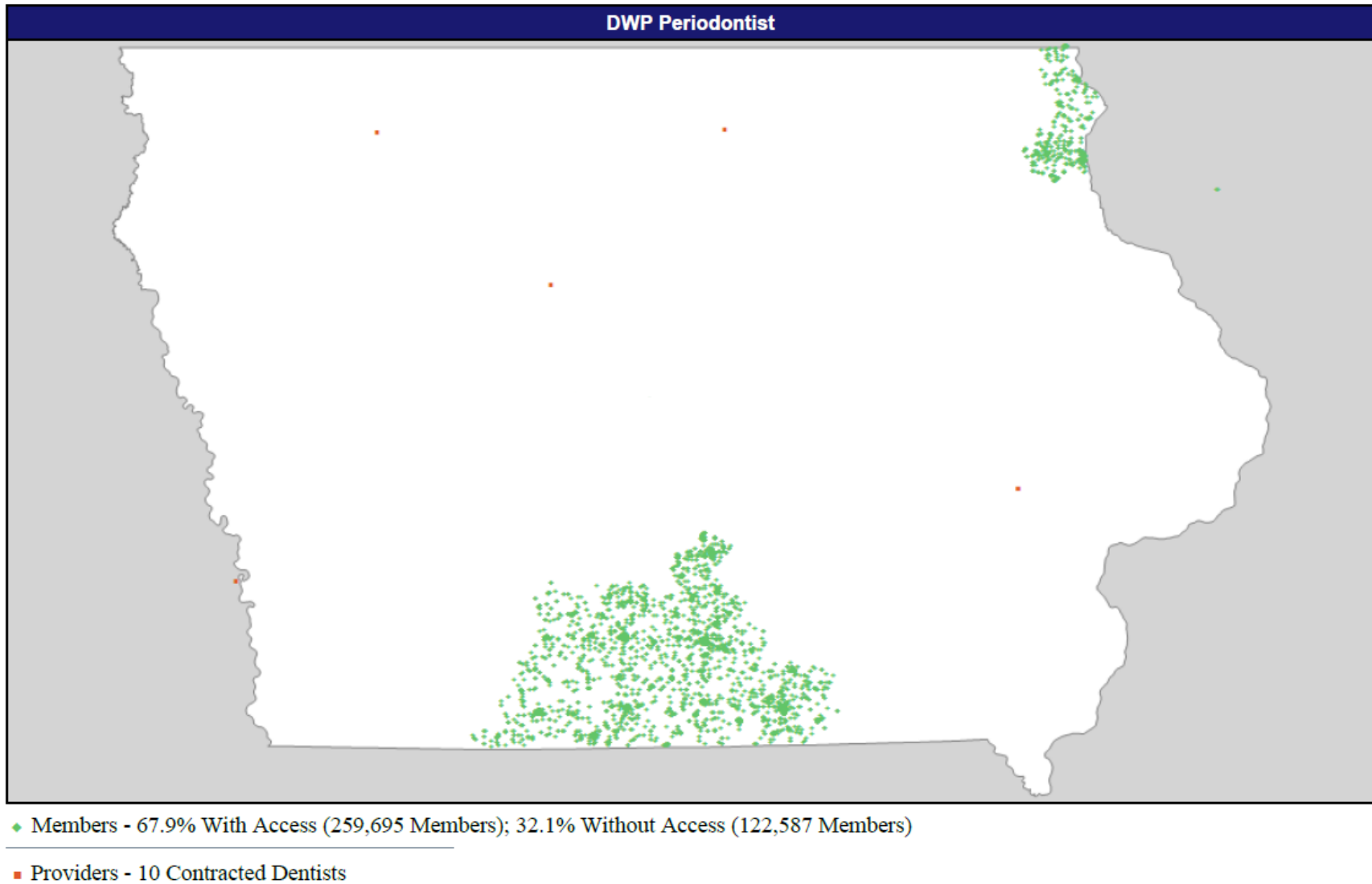


Table 7: Prosthodontist Access Standards Section

Table displays the percentage of members within the contract standards for Prosthodontists Dentist and if the contract standard was met (Y/N). The contract standard is 60 minutes or miles for 75% of Population 90 minutes or miles for 100% of Population. Percentages marked in **red** did not meet contract standards.

Provider Type	Time/Distance Standard	Provider Count	Members with Access	% with Access	Standard Met (Y/N)	Avg Distance (Miles)
Delta Dental - Hawki	60 minutes or miles	17	21,097	30.8%	N	100.3
Delta Dental - Hawki	90 minutes or miles	17	33,587	49.1%	N	100.3
Delta Dental - DWP	60 minutes or miles	16	83,908	21.9%	N	107
Delta Dental - DWP	90 minutes or miles	16	157,483	41.2%	N	107

Table 7A Map – Prosthodontist – Delta Dental Hawki - Less Than [100%] Standard

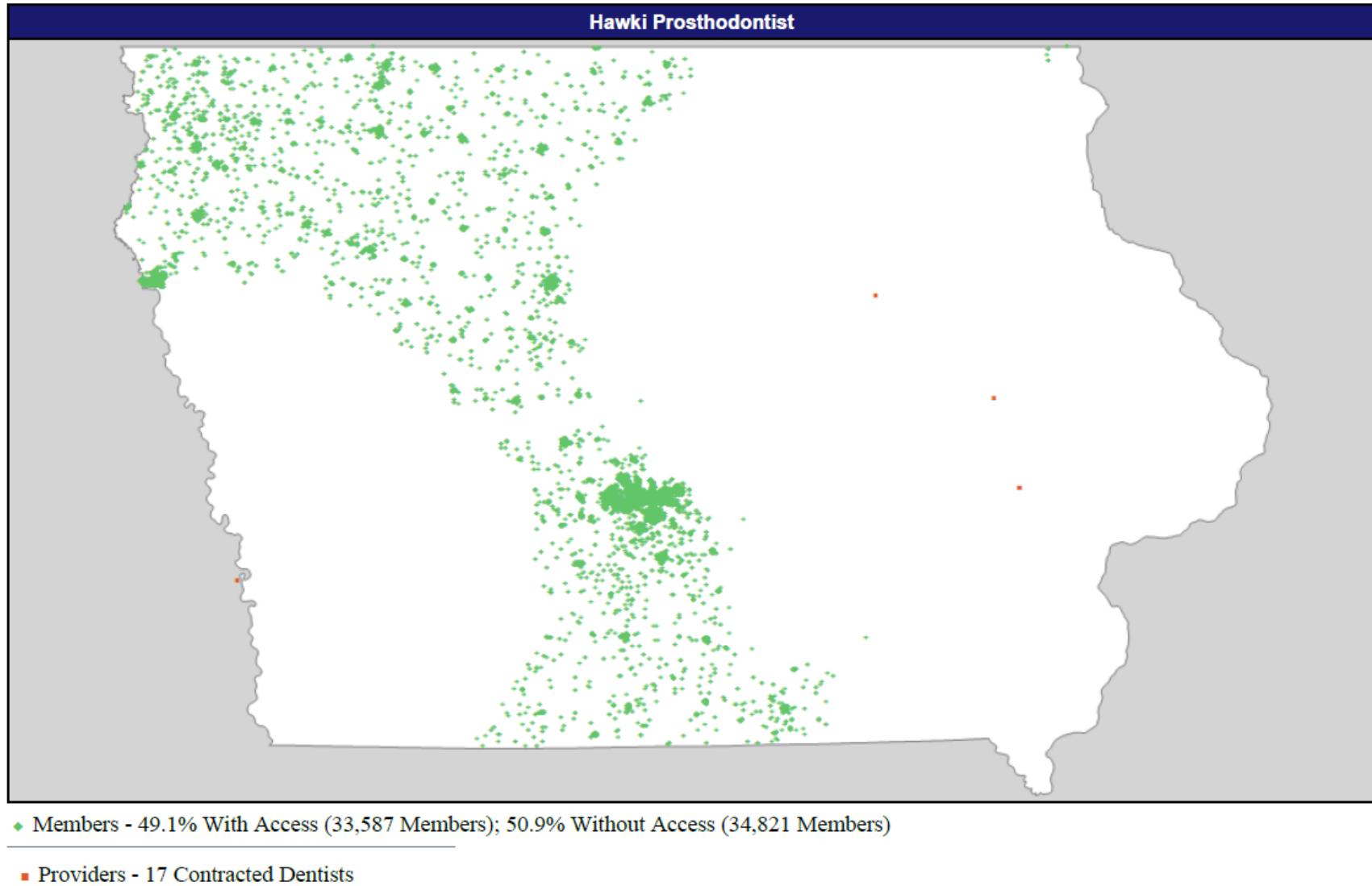


Table 7B Map – Prosthodontist – Delta Dental DWP - Less Than [100%] Standard

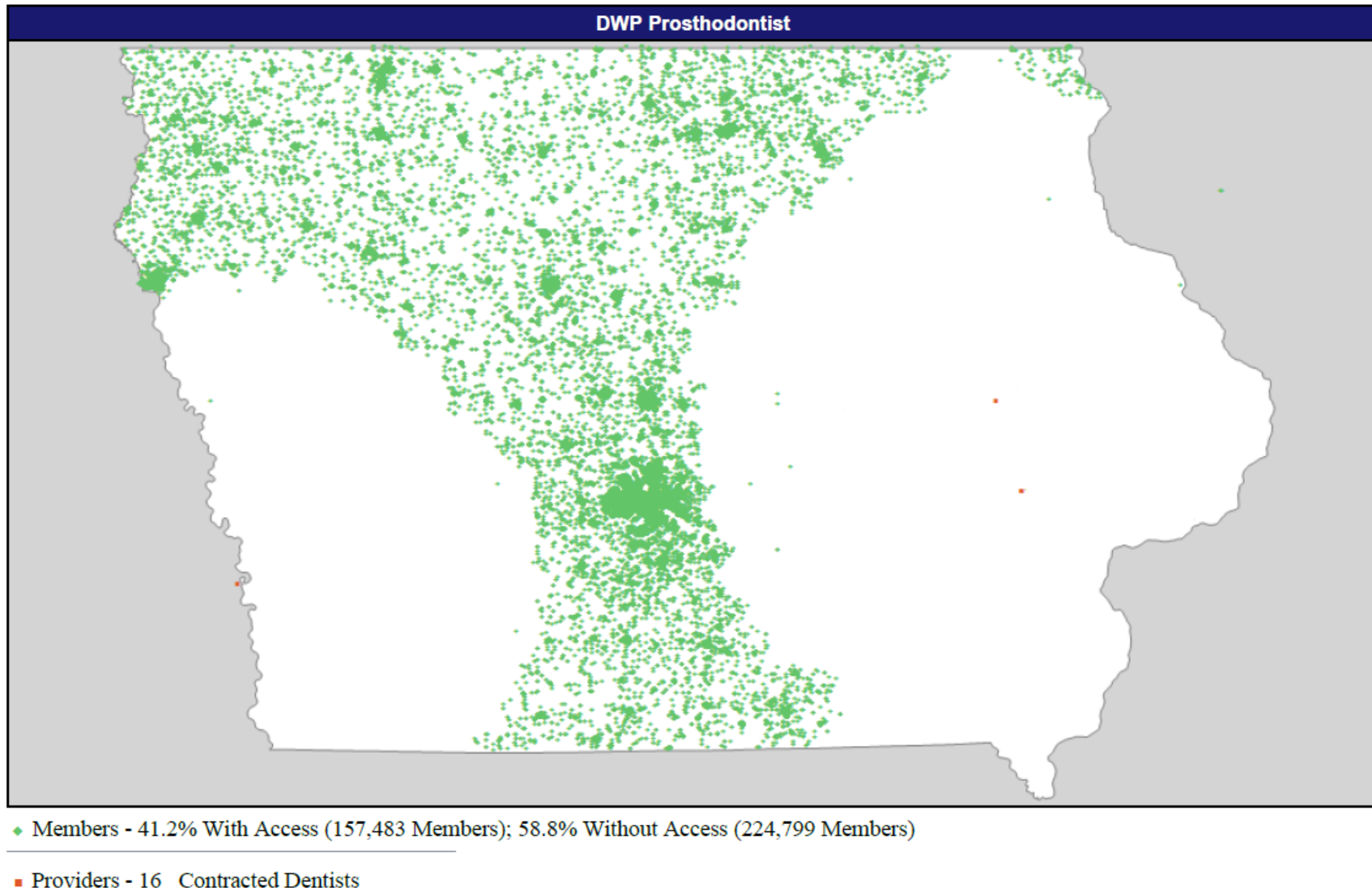


Table 8: Endodontist Access Standards Section

Table displays the percentage of members within the contract standards for Endodontists and if the contract standard was met (Y/N). The contract standard is 60 minutes or miles for 75% of Population 90 minutes or miles for 100% of Population. Percentages marked in red did not meet contract standards.

Provider Type	Time/Distance Standard	Provider Count	Members with Access	% with Access	Standard Met (Y/N)	Avg Distance (Miles)
Delta Dental - Hawki	60 minutes or miles	12	37,583	54.9%	N	44.7
Delta Dental - Hawki	90 minutes or miles	12	54,328	79.4%	N	44.7
Delta Dental - DWP	60 minutes or miles	7	172,739	45.2%	N	46.5
Delta Dental - DWP	90 minutes or miles	7	249,415	65.2%	N	46.5

Table 8A Map – Endodontist – Delta Dental Hawki - Less Than [100%] Standard

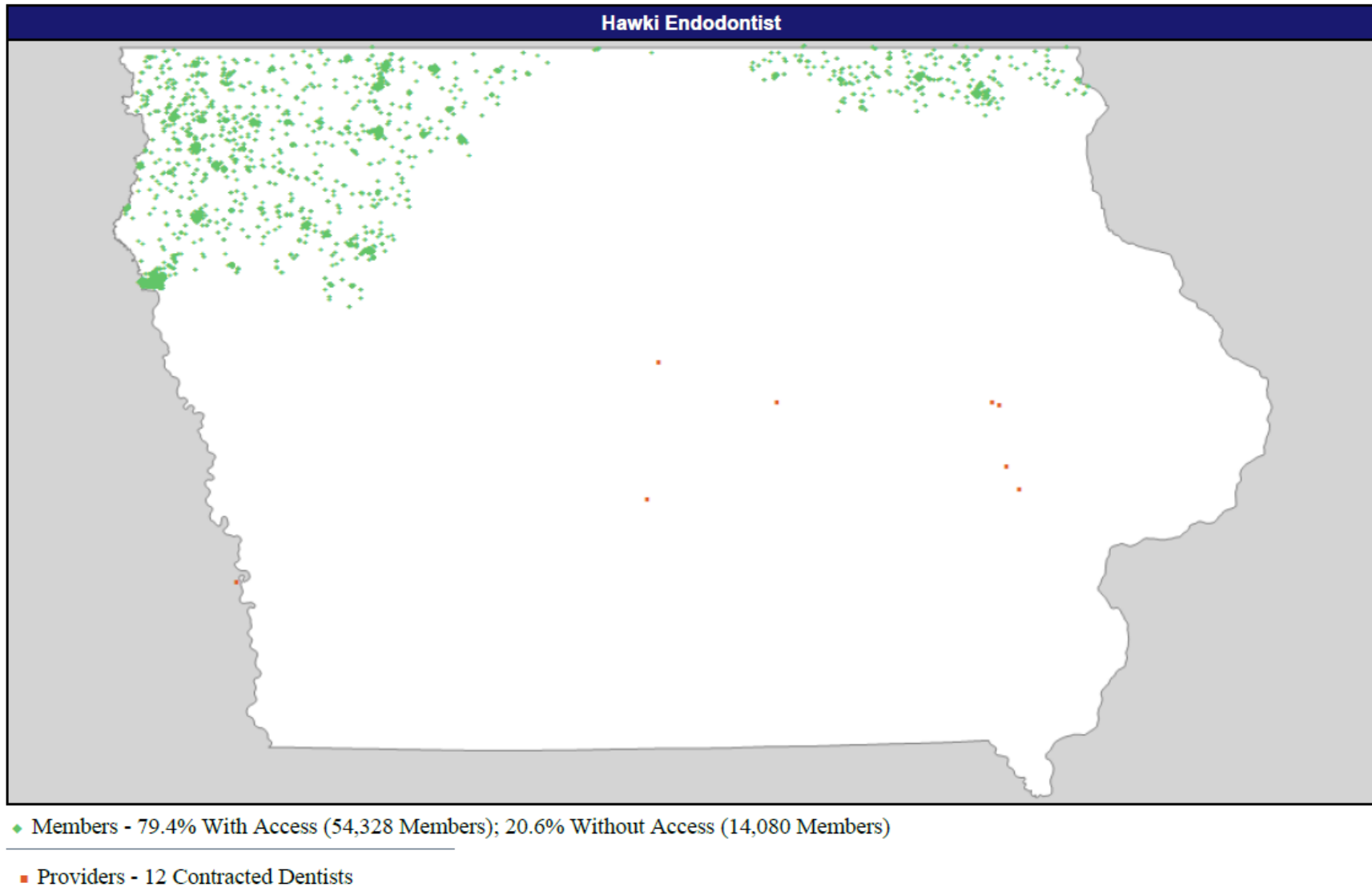


Table 8B Map – Endodontist – Delta Dental DWP - Less Than [100%] Standard

