



MCNA DENTAL Network Analysis

Managed Care Network Geographic Access Reports

SFY 2025 Q3

April 13, 2025

Contents

Report Contents

Access Overview 3

DWP Members: Primary Care Dentist, DWP Members: Endodontists, DWP Members: Endodontists, DWP Members: Oral Surgeons, DWP Members: Oral Surgeons, DWP Members: Orthodontists, DWP Members: Orthodontists, DWP Members: Periodontists, DWP Members: Periodontists, DWP Members: Prosthodontists, DWP Members: Prosthodontists, DWP Members: Pedodontists, DWP Members: Pedodontists

Access Summary Detail 16

DWP Members: Primary Care Dentist, DWP Members: Endodontists, DWP Members: Endodontists, DWP Members: Oral Surgeons, DWP Members: Oral Surgeons, DWP Members: Orthodontists, DWP Members: Orthodontists, DWP Members: Periodontists, DWP Members: Periodontists, DWP Members: Prosthodontists, DWP Members: Prosthodontists, DWP Members: Pedodontists, DWP Members: Pedodontists

Access Detail by County 17

DWP Members: Primary Care Dentist, DWP Members: Endodontists, DWP Members: Endodontists, DWP Members: Oral Surgeons, DWP Members: Oral Surgeons, DWP Members: Orthodontists, DWP Members: Orthodontists, DWP Members: Periodontists, DWP Members: Periodontists, DWP Members: Prosthodontists, DWP Members: Prosthodontists, DWP Members: Pedodontists, DWP Members: Pedodontists

April 13, 2025

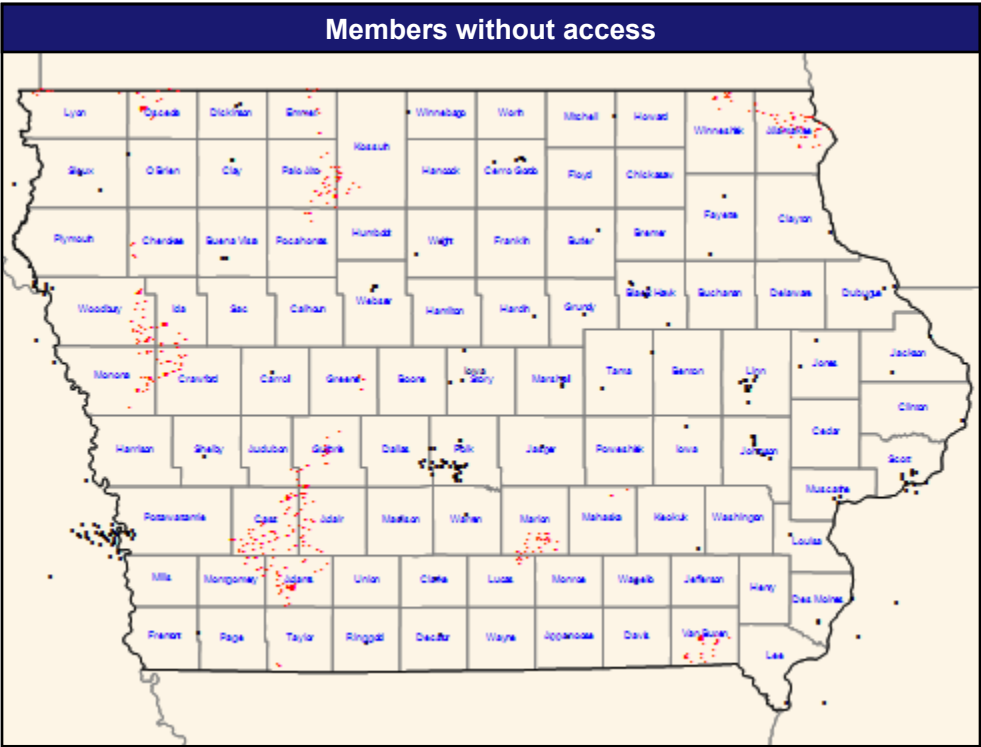

Access Analysis
All Access
DWP Member / Provider Groups
DWP Members
Primary Care Dentist

Access Map
DWP Member locations
Without access

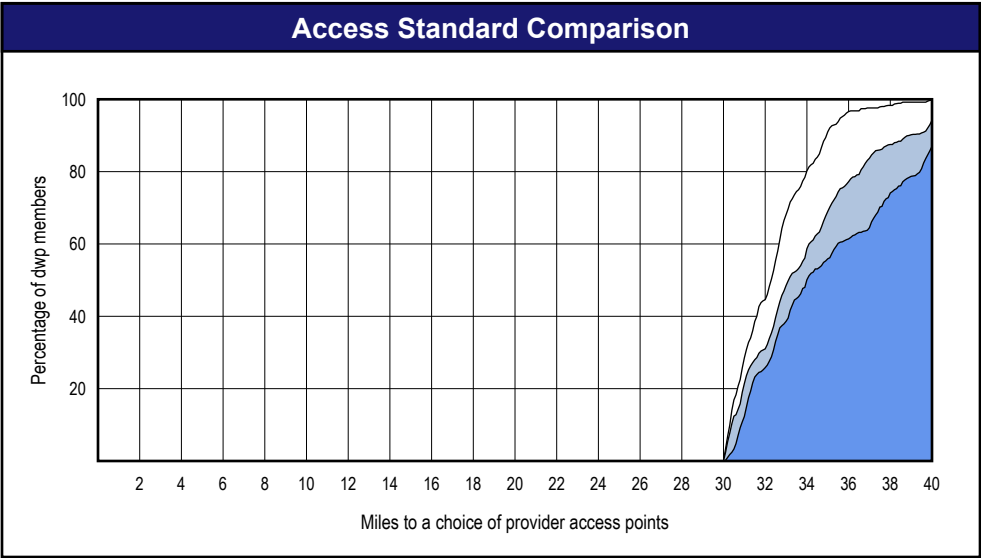
Comparison Graph
Percent of dwp members with access to a choice of provider access points over miles

- 1st closest
- 2nd closest
- 3rd closest

¹ The Access Standard is defined as (DWP Members) dwp members accessing:
1 (Primary Care Dentist) provider access points in 30 miles or 30 minutes



Distances/Times	
	Average
Distance/Time to 1st closest provider access points	32.5 miles 40.7 mins
Distance/Time to 2nd closest provider access points	34.0 miles 42.0 mins
Distance/Time to 3rd closest provider access points	35.4 miles 44.3 mins



April 13, 2025

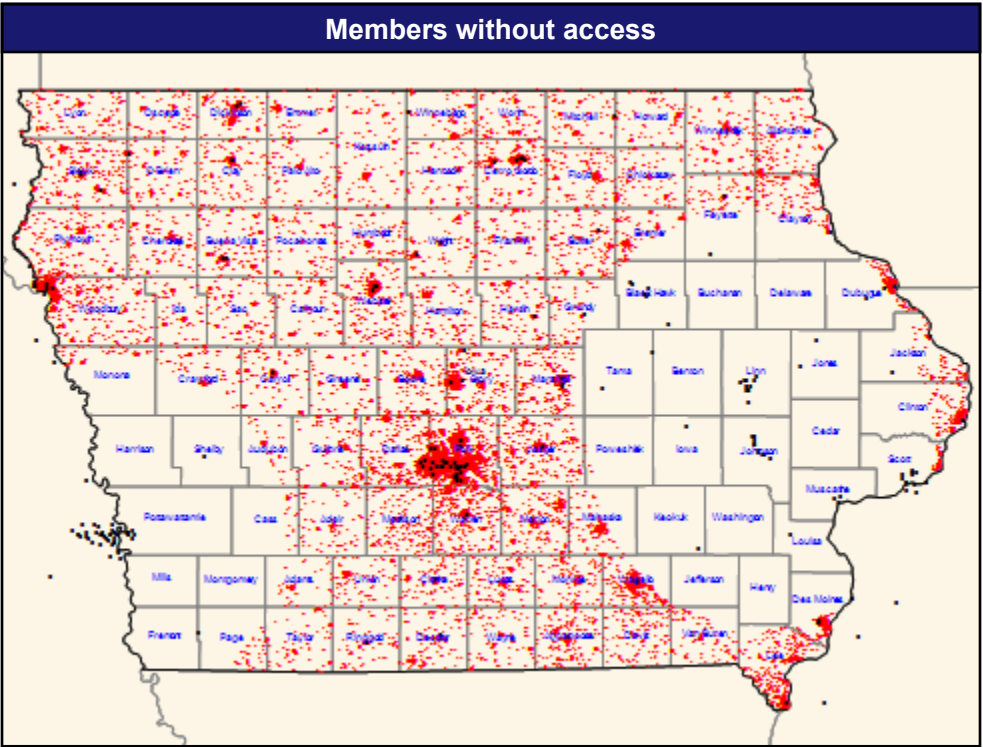
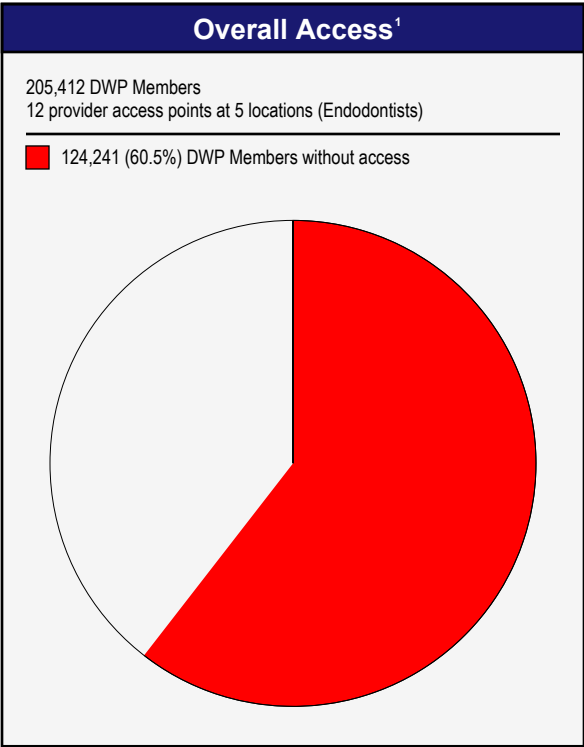
Access Analysis
All Access
DWP Member / Provider Groups
DWP Members
Endodontists

Access Map
DWP Member locations
Without access

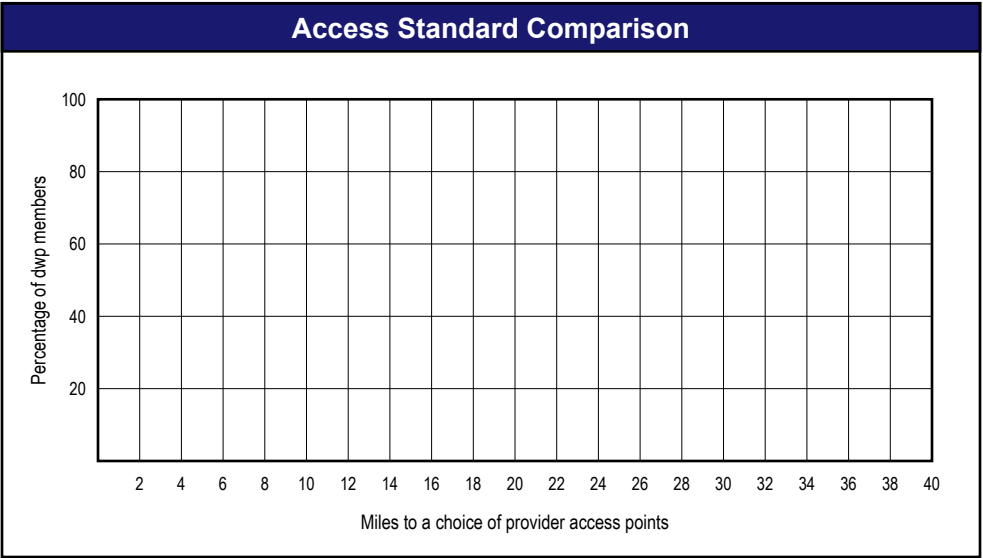
Comparison Graph
Percent of dwp members with access to a choice of provider access points over miles

- 1st closest
- 2nd closest
- 3rd closest

¹ The Access Standard is defined as (DWP Members) dwp members accessing:
1 (Endodontists) provider access points in 60 miles or 60 minutes



Distances/Times	
	Average
Distance/Time to 1st closest provider access points	96.7 miles 153.6 mins
Distance/Time to 2nd closest provider access points	100.4 miles 159.0 mins
Distance/Time to 3rd closest provider access points	100.4 miles 159.0 mins



April 13, 2025

Access Analysis

All Access

DWP Member / Provider Groups

DWP Members

Endodontists

Access Map

DWP Member locations

Without access

Comparison Graph

Percent of dwp members with access to a choice of provider access points over miles

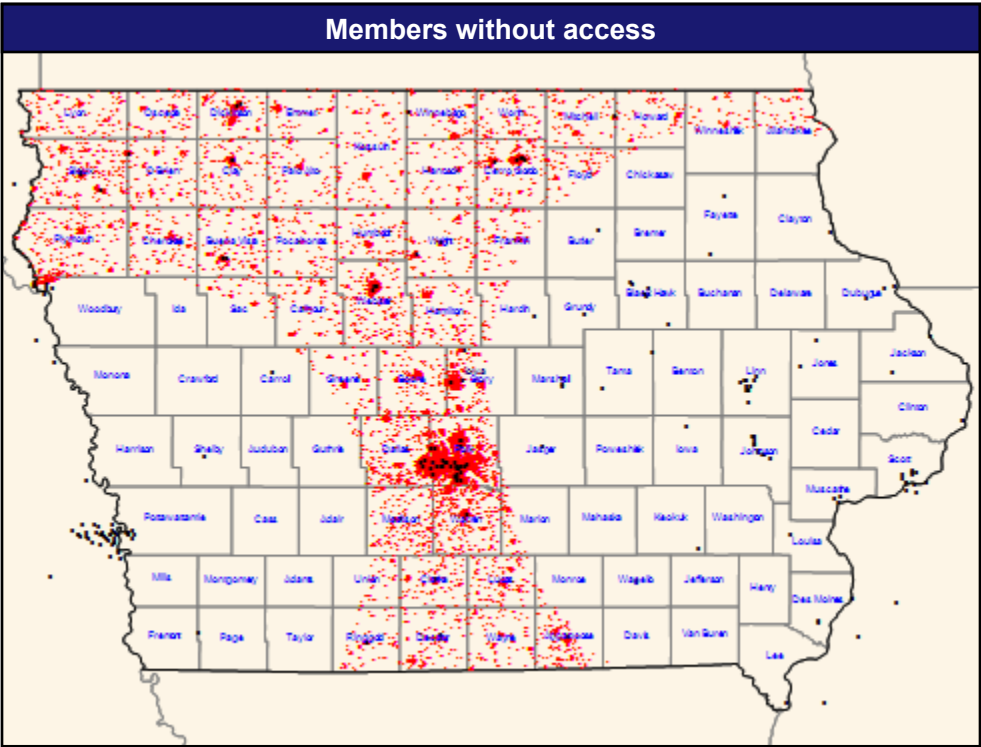
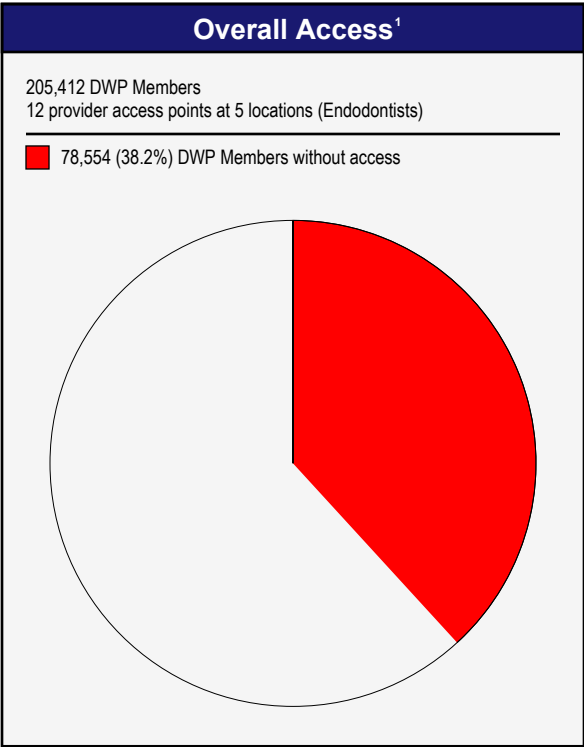
1st closest

2nd closest

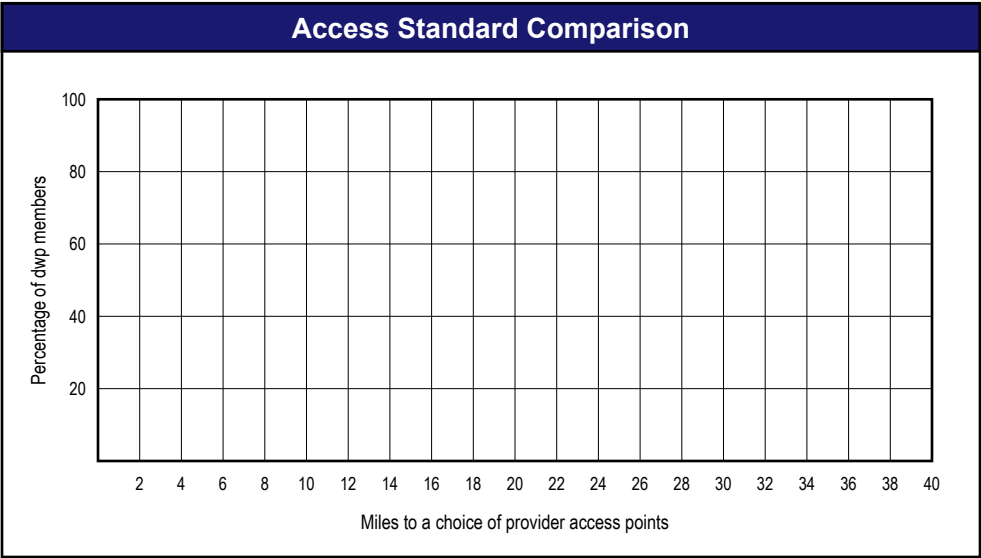
3rd closest

¹ The Access Standard is defined as (DWP Members) dwp members accessing:

1 (Endodontists) provider access points in 90 miles or 90 minutes



Distances/Times	
	Average
Distance/Time to 1st closest provider access points	109.6 miles 175.8 mins
Distance/Time to 2nd closest provider access points	113.2 miles 181.0 mins
Distance/Time to 3rd closest provider access points	113.2 miles 181.0 mins



April 13, 2025

Access Analysis

All Access

DWP Member / Provider Groups

DWP Members

Oral Surgeons

Access Map

DWP Member locations

Without access

Comparison Graph

Percent of dwp members with access to a choice of provider access points over miles

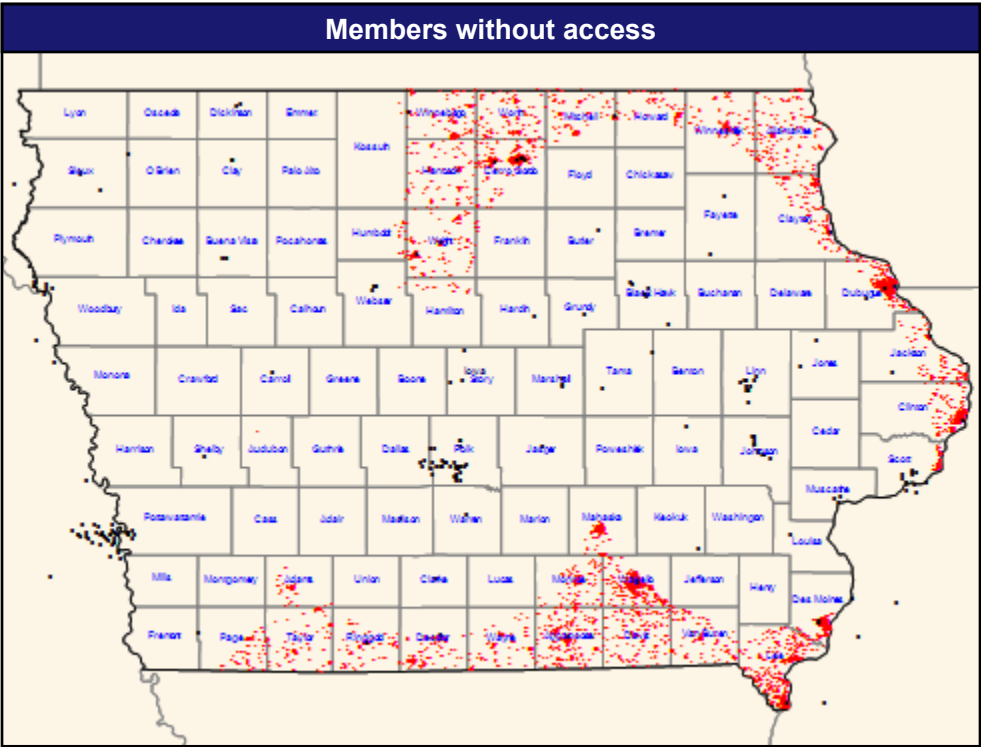
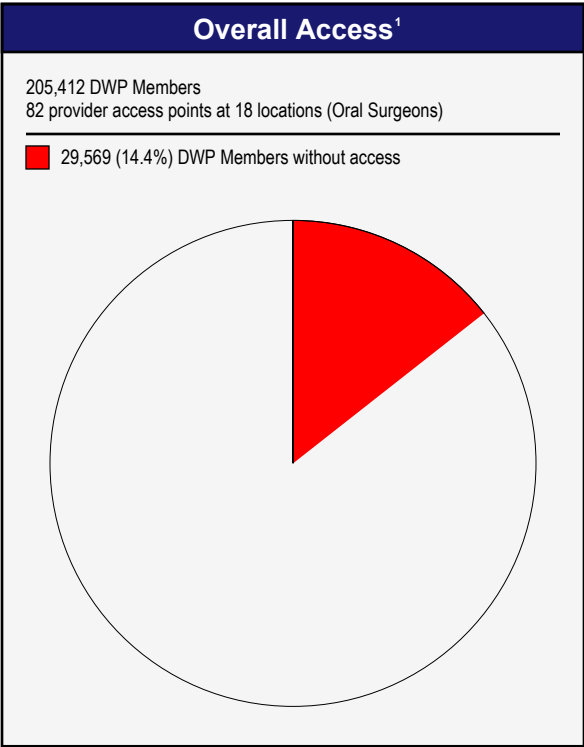
1st closest

2nd closest

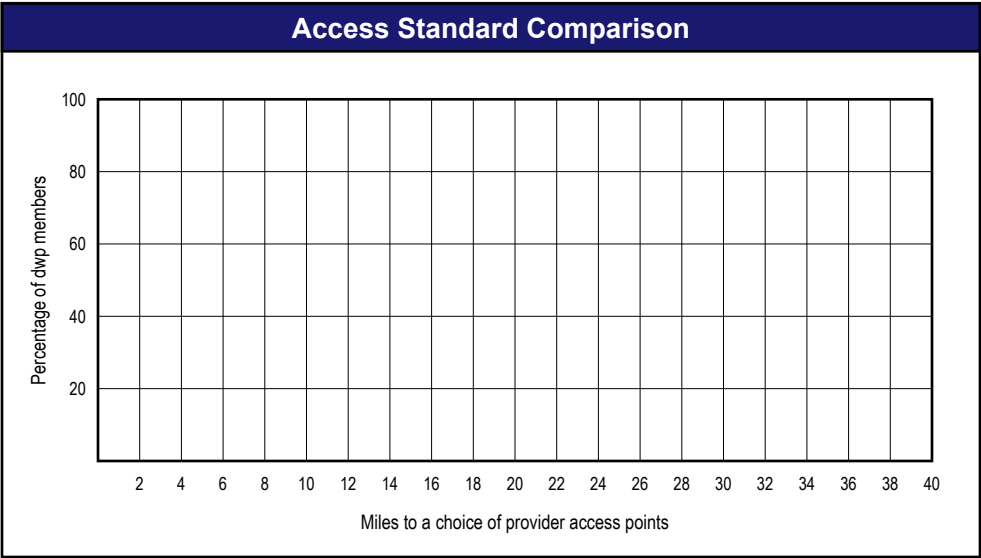
3rd closest

¹ The Access Standard is defined as (DWP Members) dwp members accessing:

1 (Oral Surgeons) provider access points in 60 miles or 60 minutes



Distances/Times	
	Average
Distance/Time to 1st closest provider access points	67.7 miles 87.7 mins
Distance/Time to 2nd closest provider access points	72.8 miles 91.3 mins
Distance/Time to 3rd closest provider access points	74.1 miles 92.8 mins



April 13, 2025

Access Analysis

All Access

DWP Member / Provider Groups

DWP Members

Oral Surgeons

Access Map

DWP Member locations

Without access

Comparison Graph

Percent of dwp members with access to a choice of provider access points over miles

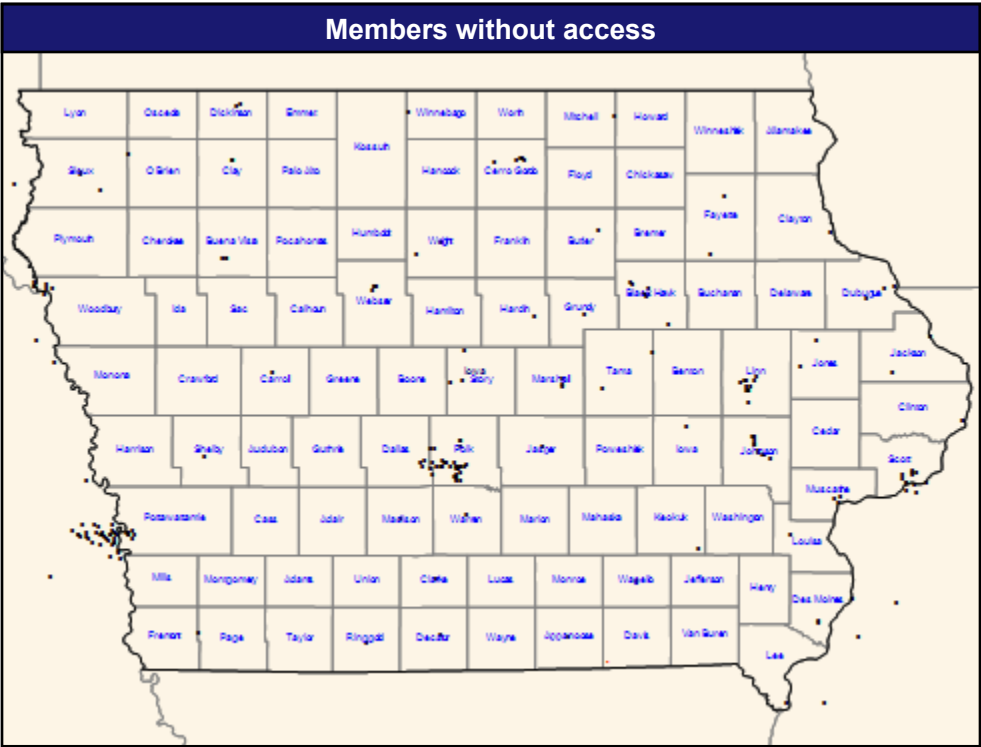

1st closest

2nd closest

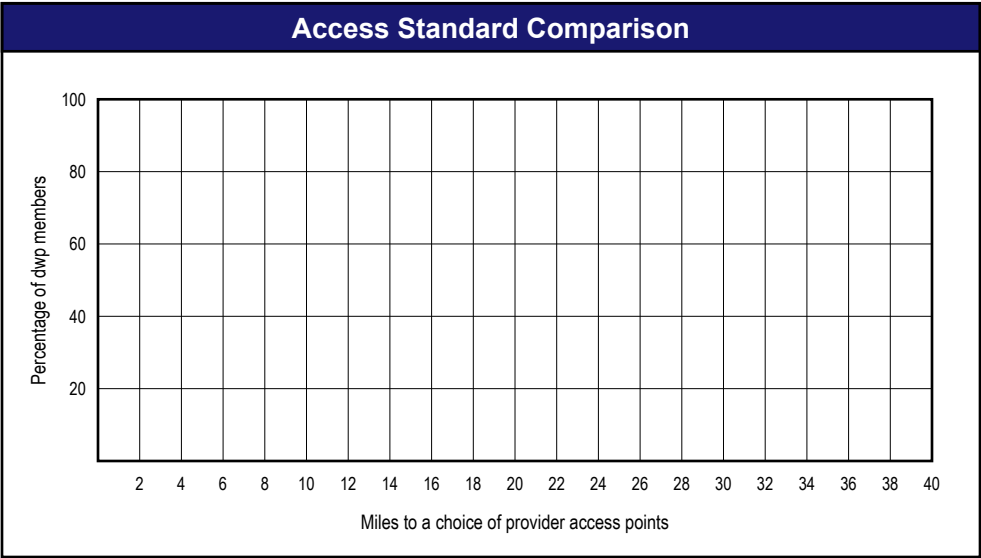
3rd closest

¹ The Access Standard is defined as (DWP Members) dwp members accessing:

1 (Oral Surgeons) provider access points in 90 miles or 90 minutes



Distances/Times	
	Average
Distance/Time to 1st closest provider access points	90.4 miles 115.5 mins
Distance/Time to 2nd closest provider access points	90.4 miles 115.5 mins
Distance/Time to 3rd closest provider access points	90.4 miles 115.5 mins



April 13, 2025

Access Analysis

All Access

DWP Member / Provider Groups

DWP Members

Orthodontists

Access Map

DWP Member locations

Without access

Comparison Graph

Percent of dwp members with access to a choice of provider access points over miles

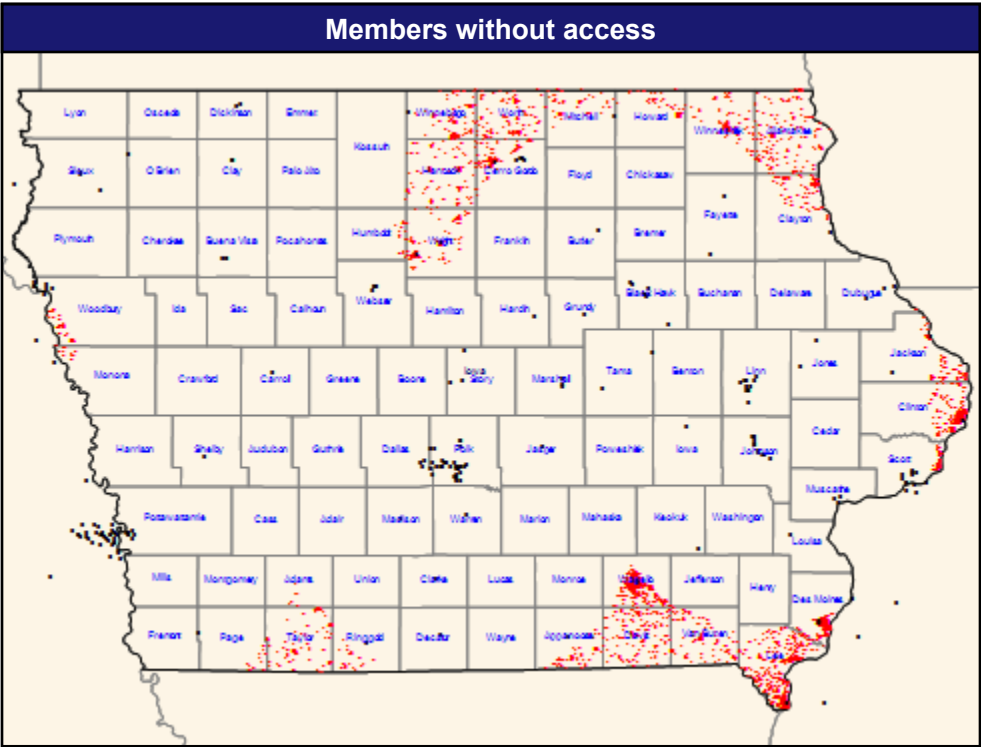
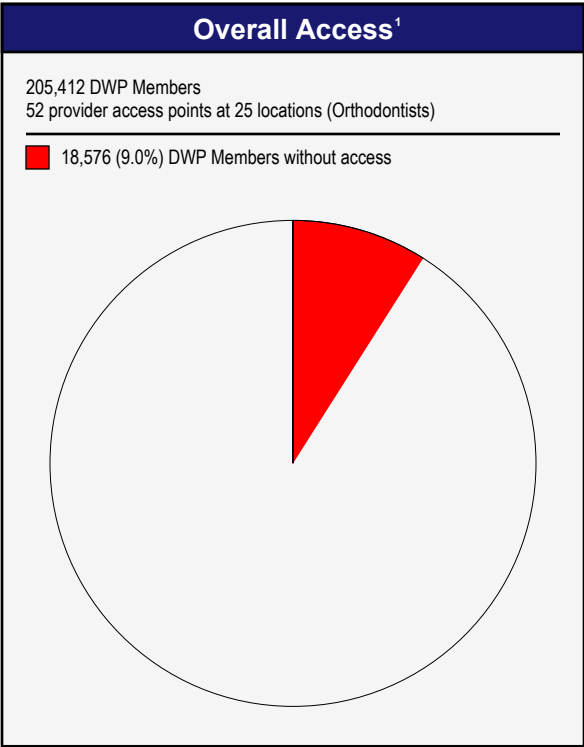
1st closest

2nd closest

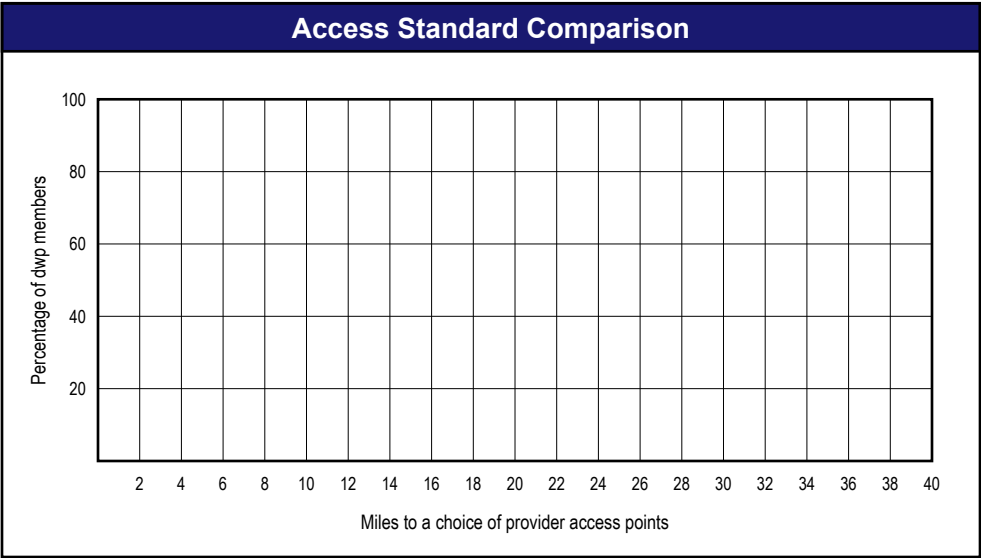
3rd closest

¹ The Access Standard is defined as (DWP Members) dwp members accessing:

1 (Orthodontists) provider access points in 60 miles or 60 minutes



Distances/Times	
	Average
Distance/Time to 1st closest provider access points	68.1 miles 86.6 mins
Distance/Time to 2nd closest provider access points	71.2 miles 92.2 mins
Distance/Time to 3rd closest provider access points	71.4 miles 92.8 mins



April 13, 2025

Access Analysis

All Access

DWP Member / Provider Groups

DWP Members

Orthodontists

Access Map

DWP Member locations

Without access

Comparison Graph

Percent of dwp members with access to a choice of provider access points over miles

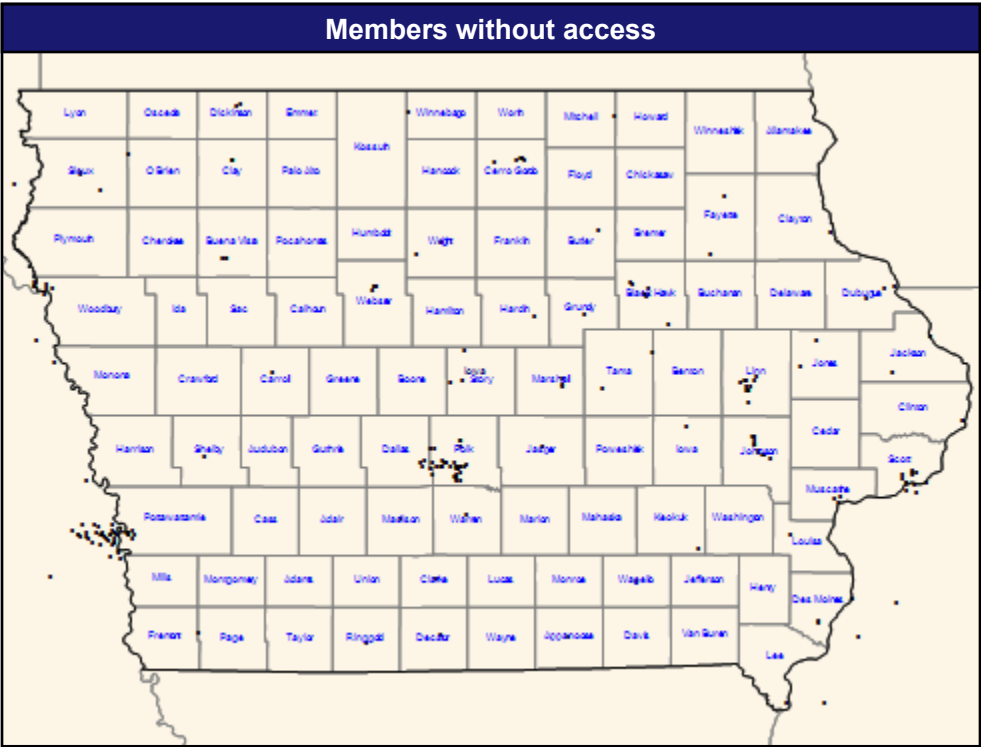
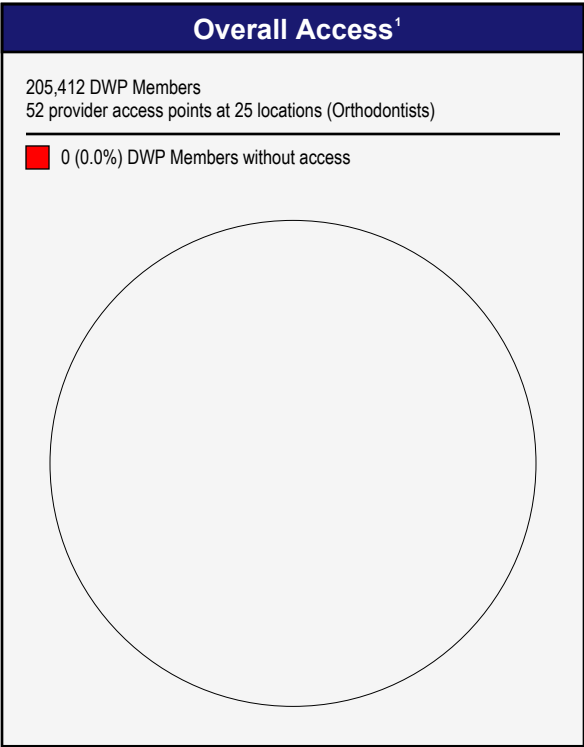
1st closest

2nd closest

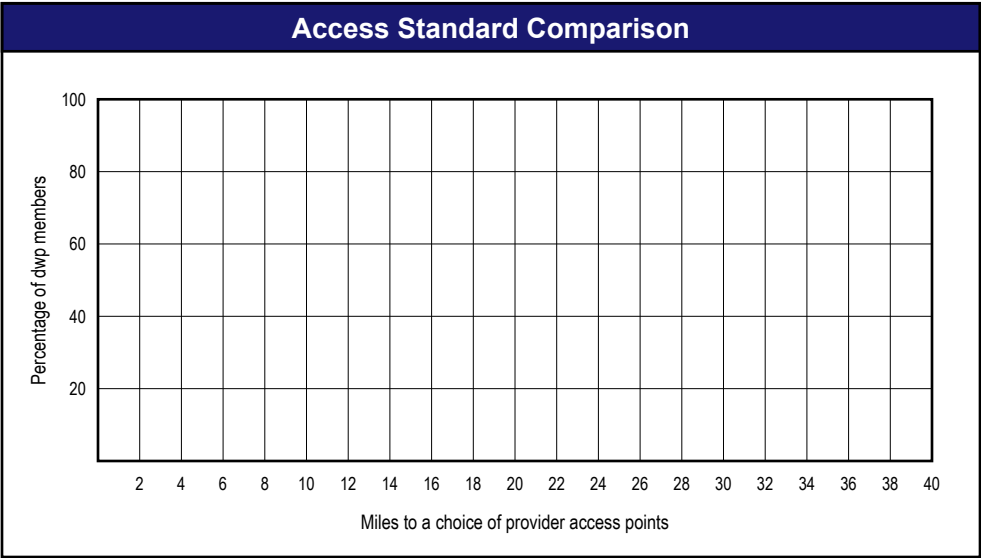
3rd closest

¹ The Access Standard is defined as (DWP Members) dwp members accessing:

1 (Orthodontists) provider access points in 90 miles or 90 minutes



Distances/Times	
	Average
To 1st closest provider access points	---
To 2nd closest provider access points	---
To 3rd closest provider access points	---



April 13, 2025

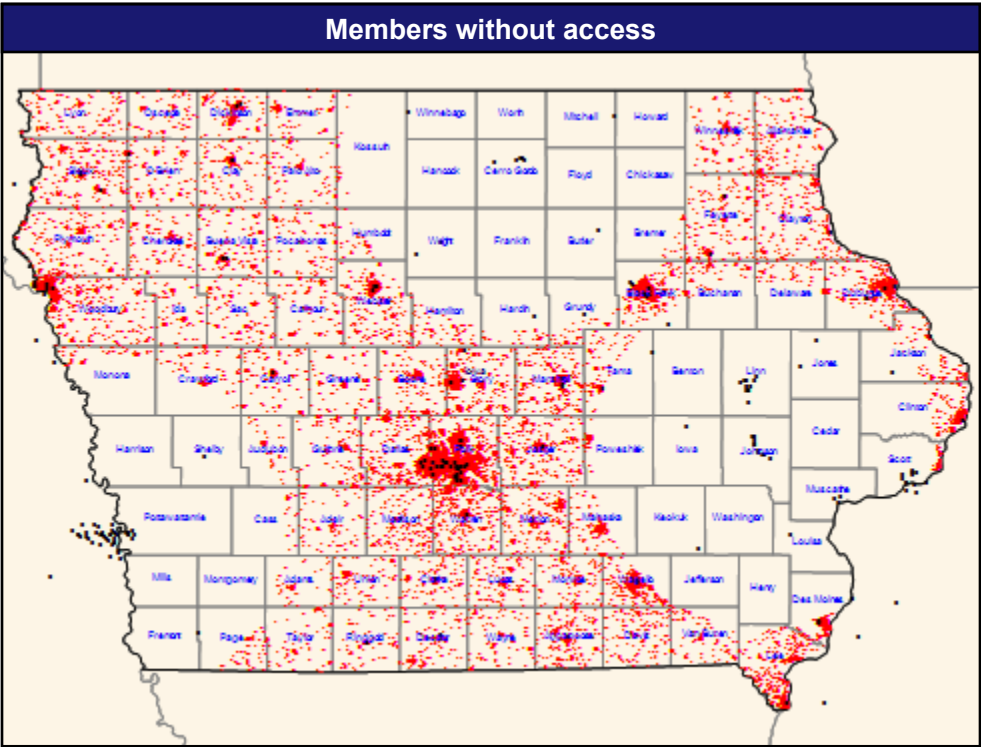
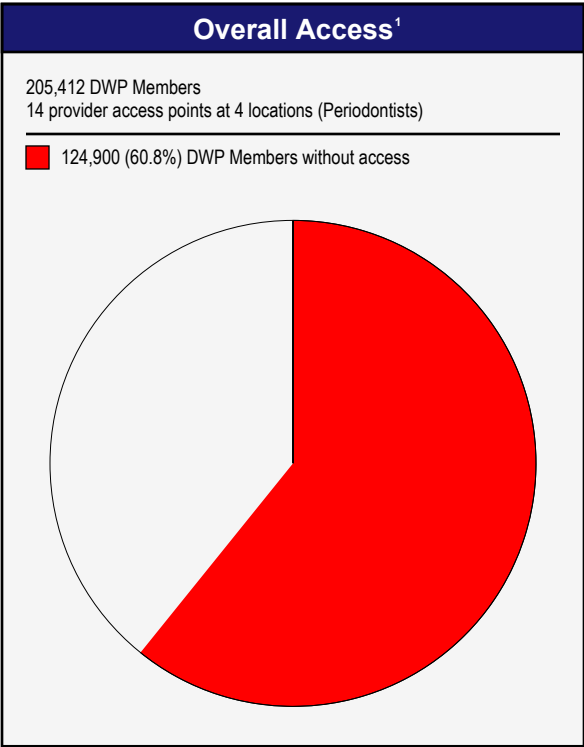
Access Analysis
All Access
DWP Member / Provider Groups
DWP Members
Periodontists

Access Map
DWP Member locations
Without access

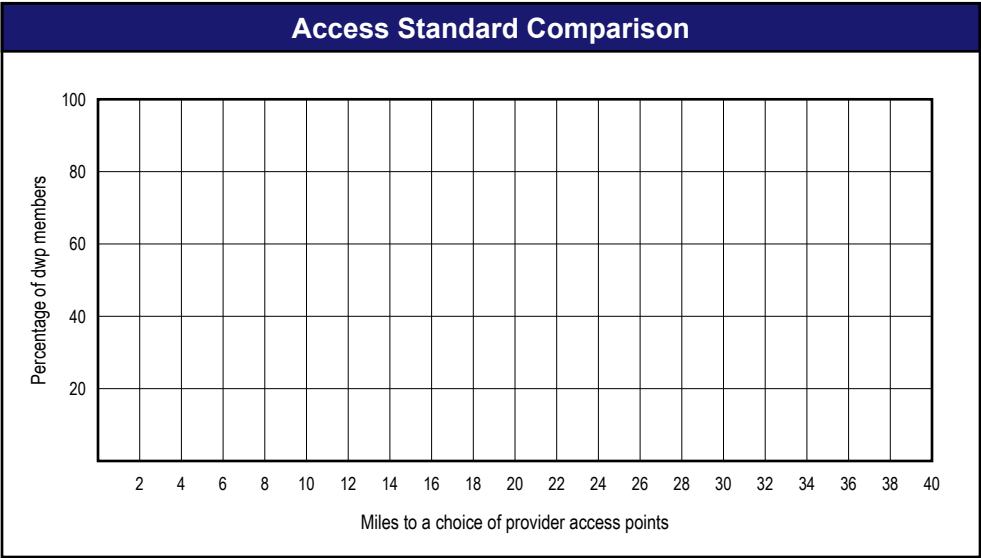
Comparison Graph
Percent of dwp members with access to a choice of provider access points over miles

- 1st closest
- 2nd closest
- 3rd closest

¹ The Access Standard is defined as (DWP Members) dwp members accessing:
1 (Periodontists) provider access points in 60 miles or 60 minutes



Distances/Times	
	Average
Distance/Time to 1st closest provider access points	89.8 miles 122.8 mins
Distance/Time to 2nd closest provider access points	95.2 miles 152.3 mins
Distance/Time to 3rd closest provider access points	95.2 miles 152.3 mins



April 13, 2025

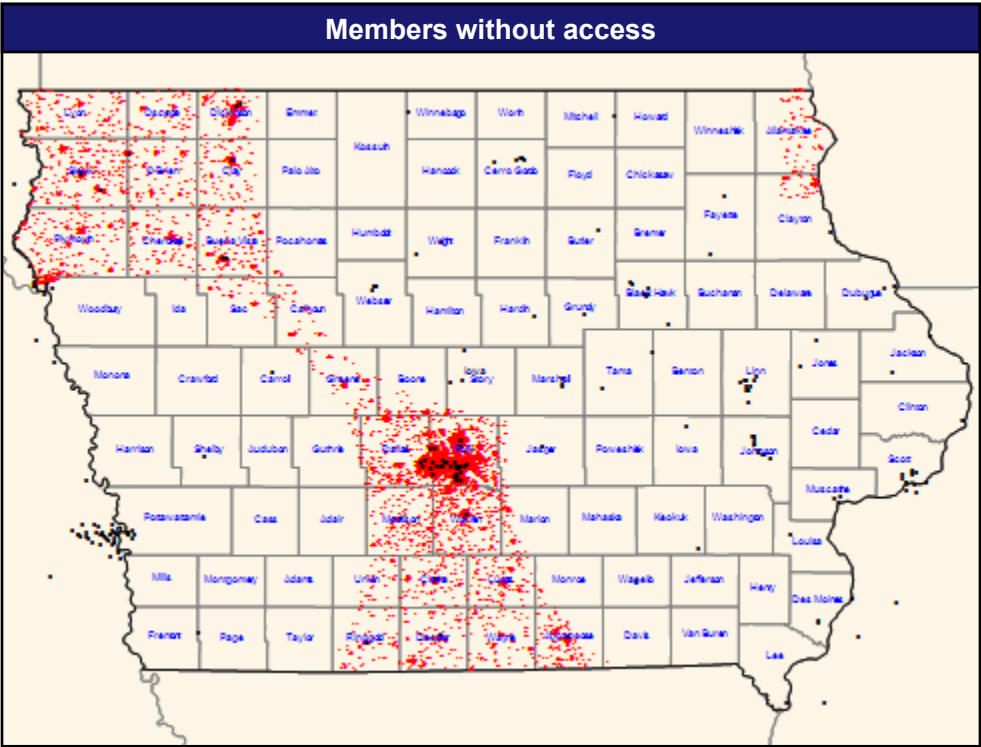
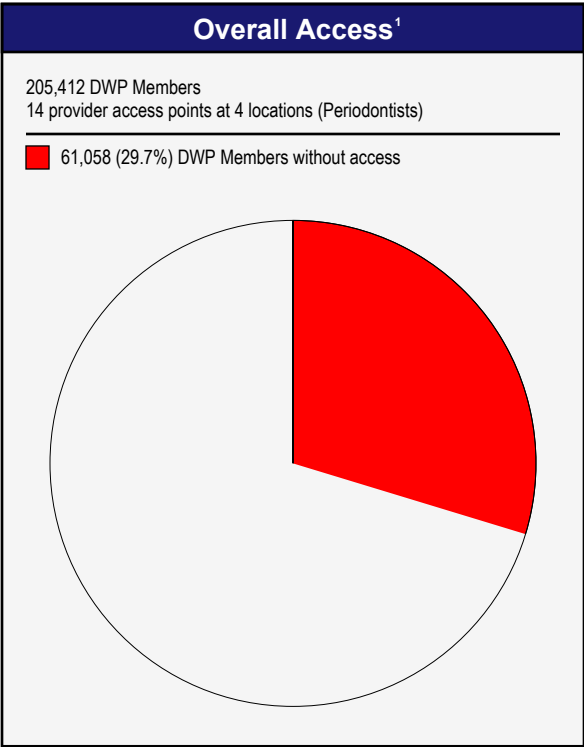
Access Analysis
All Access
DWP Member / Provider Groups
DWP Members
Periodontists

Access Map
DWP Member locations
Without access

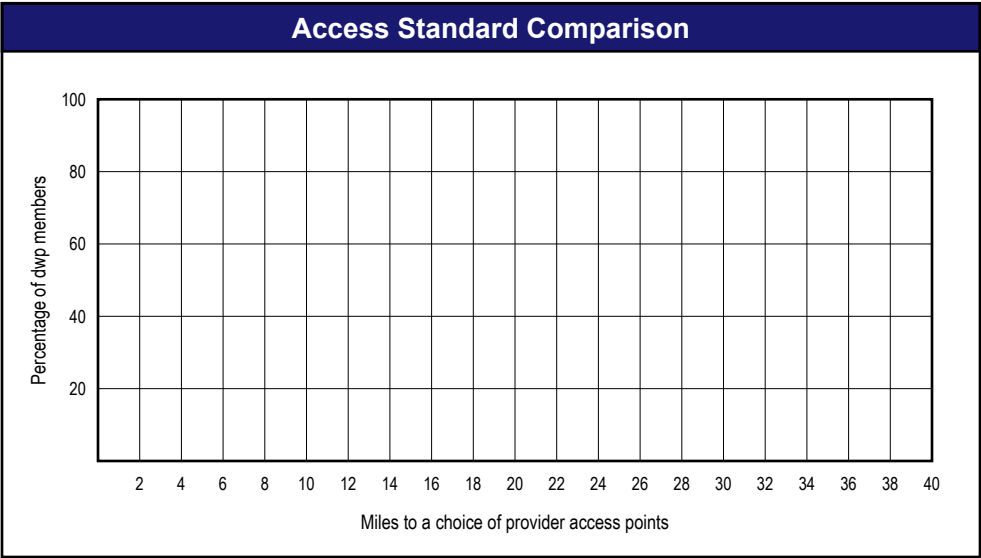
Comparison Graph
Percent of dwp members with access to a choice of provider access points over miles

- 1st closest
- 2nd closest
- 3rd closest

¹ The Access Standard is defined as (DWP Members) dwp members accessing:
1 (Periodontists) provider access points in 90 miles or 90 minutes



Distances/Times	
	Average
Distance/Time to 1st closest provider access points	106.4 miles 139.8 mins
Distance/Time to 2nd closest provider access points	108.9 miles 179.6 mins
Distance/Time to 3rd closest provider access points	108.9 miles 179.6 mins



April 13, 2025

Access Analysis

All Access

DWP Member / Provider Groups

DWP Members

Prosthodontists

Access Map

DWP Member locations

Without access

Comparison Graph

Percent of dwp members with access to a choice of provider access points over miles

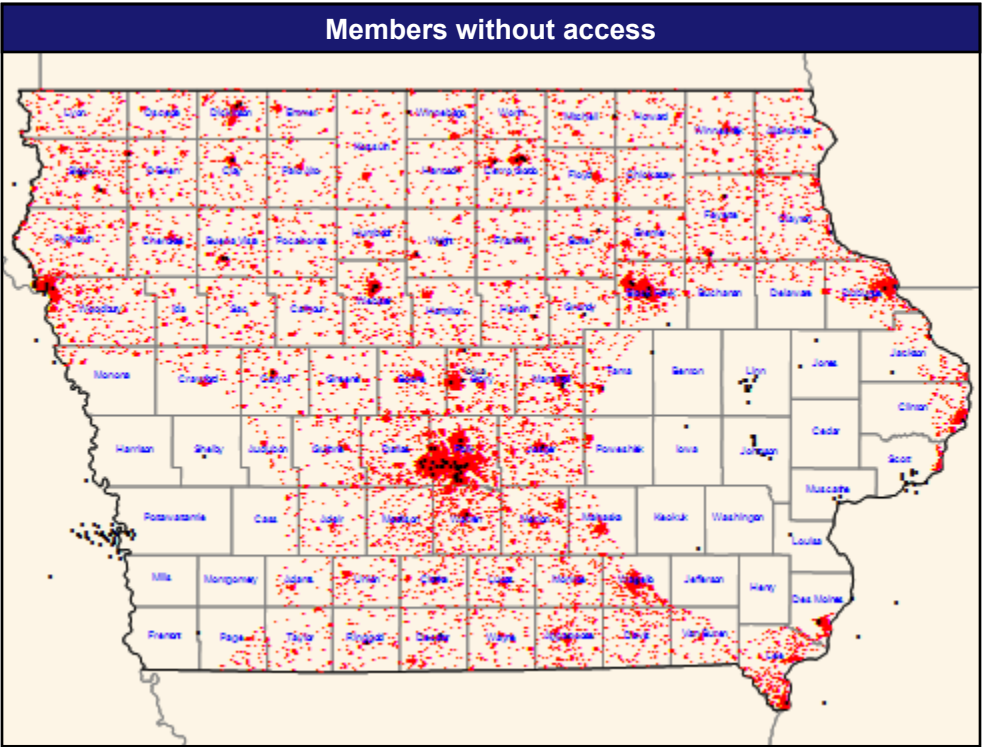
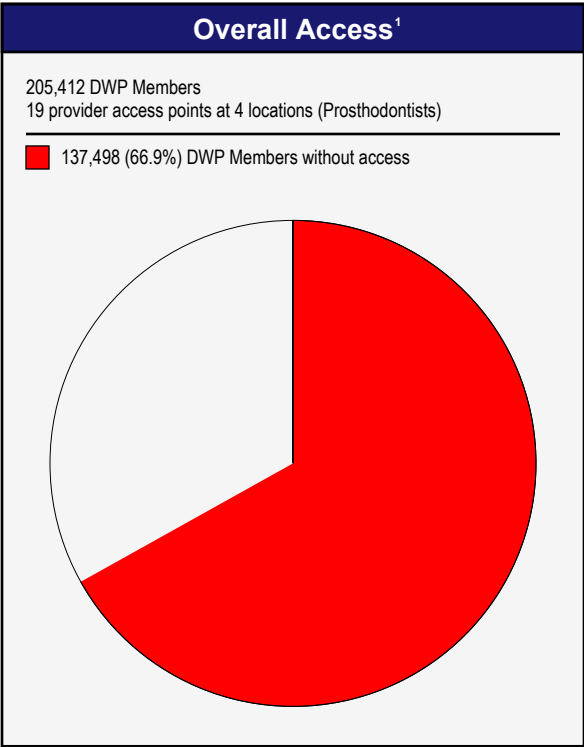
1st closest

2nd closest

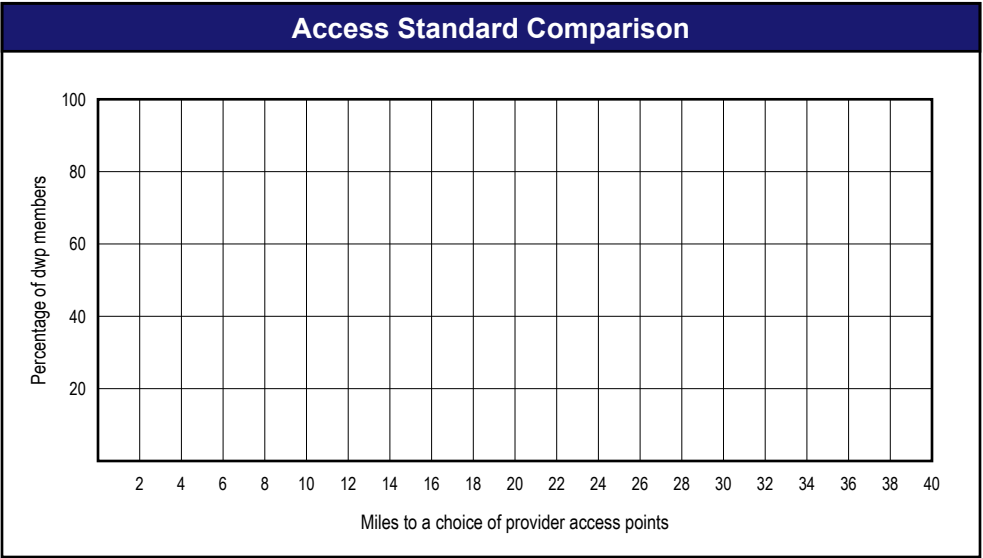
3rd closest

¹ The Access Standard is defined as (DWP Members) dwp members accessing:

1 (Prosthodontists) provider access points in 60 miles or 60 minutes



Distances/Times	
	Average
Distance/Time to 1st closest provider access points	97.5 miles 154.4 mins
Distance/Time to 2nd closest provider access points	97.5 miles 154.4 mins
Distance/Time to 3rd closest provider access points	97.5 miles 154.4 mins



April 13, 2025

Access Analysis

All Access

DWP Member / Provider Groups

DWP Members

Prosthodontists

Access Map

DWP Member locations

Without access

Comparison Graph

Percent of dwp members with access to a choice of provider access points over miles

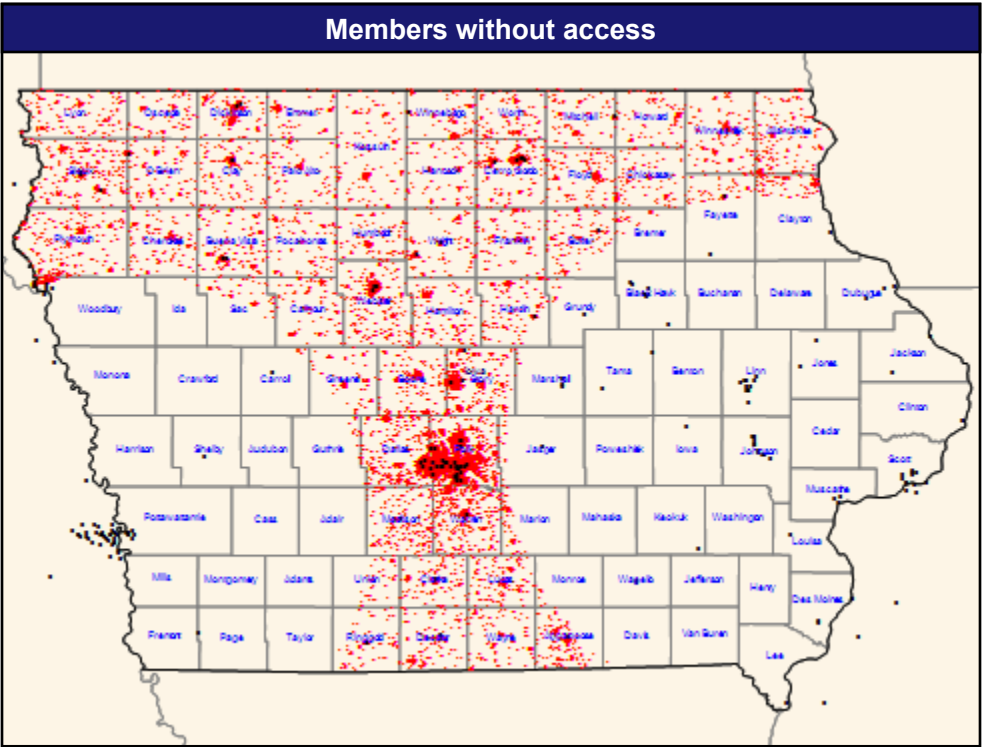
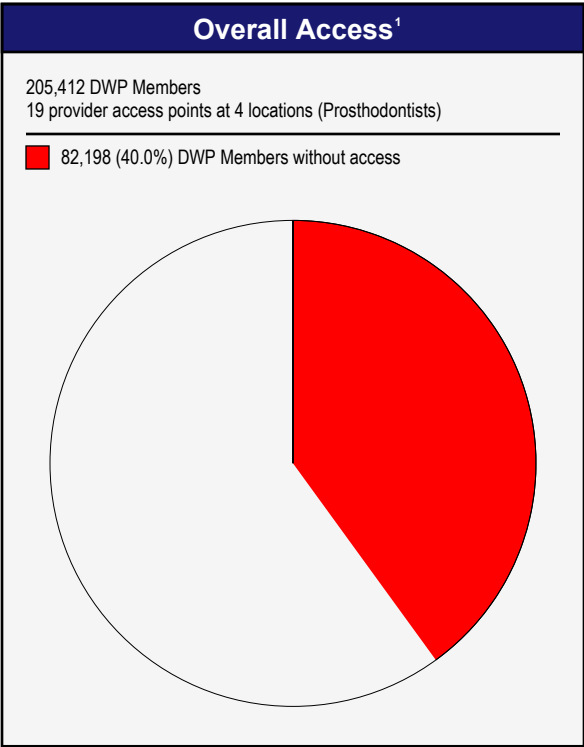
1st closest

2nd closest

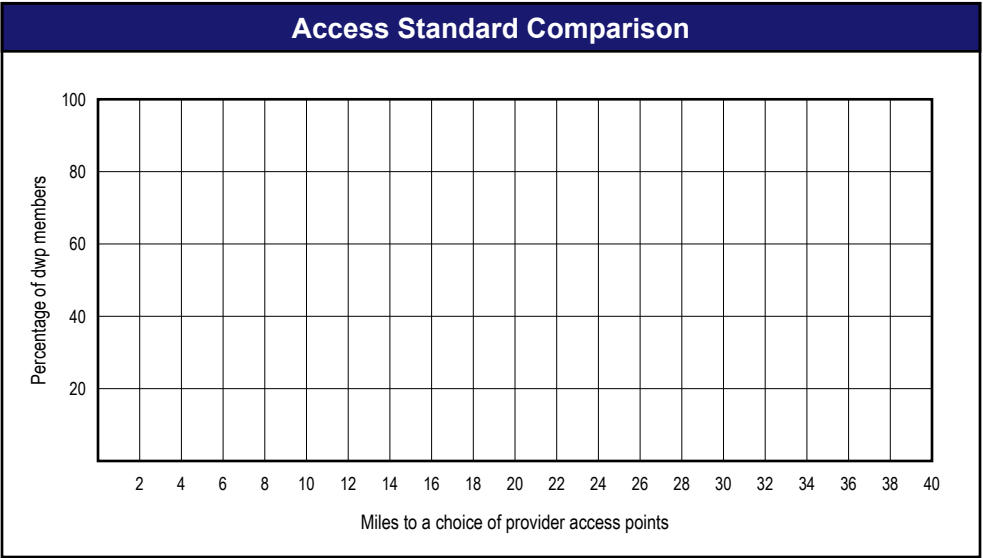
3rd closest

¹ The Access Standard is defined as (DWP Members) dwp members accessing:

1 (Prosthodontists) provider access points in 90 miles or 90 minutes



Distances/Times	
	Average
Distance/Time to 1st closest provider access points	112.7 miles 179.6 mins
Distance/Time to 2nd closest provider access points	112.7 miles 179.6 mins
Distance/Time to 3rd closest provider access points	112.7 miles 179.6 mins



April 13, 2025

Access Analysis

All Access

DWP Member / Provider Groups

DWP Members

Pedodontists

Access Map

DWP Member locations

Without access

Comparison Graph

Percent of dwp members with access to a choice of provider access points over miles

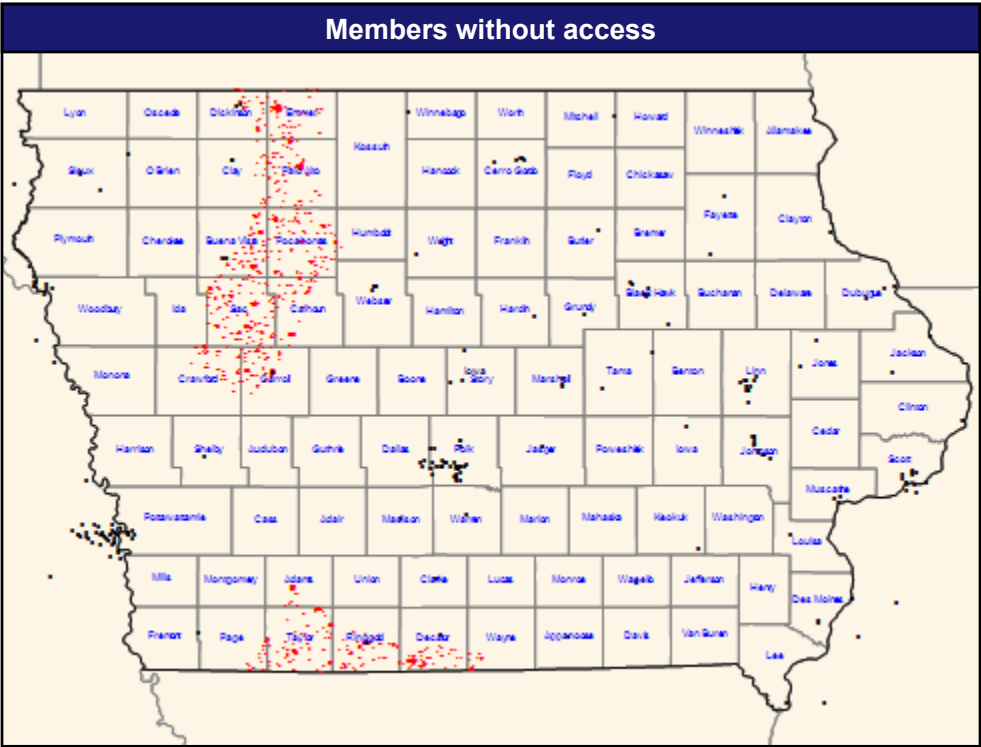
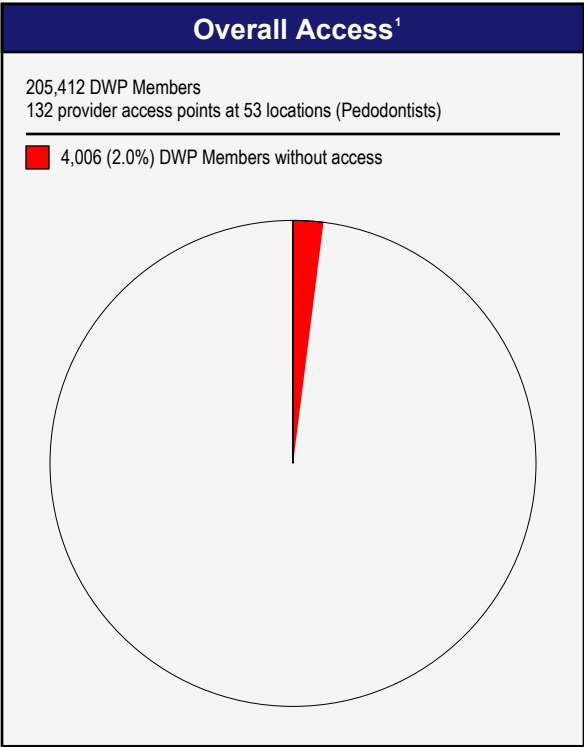
1st closest

2nd closest

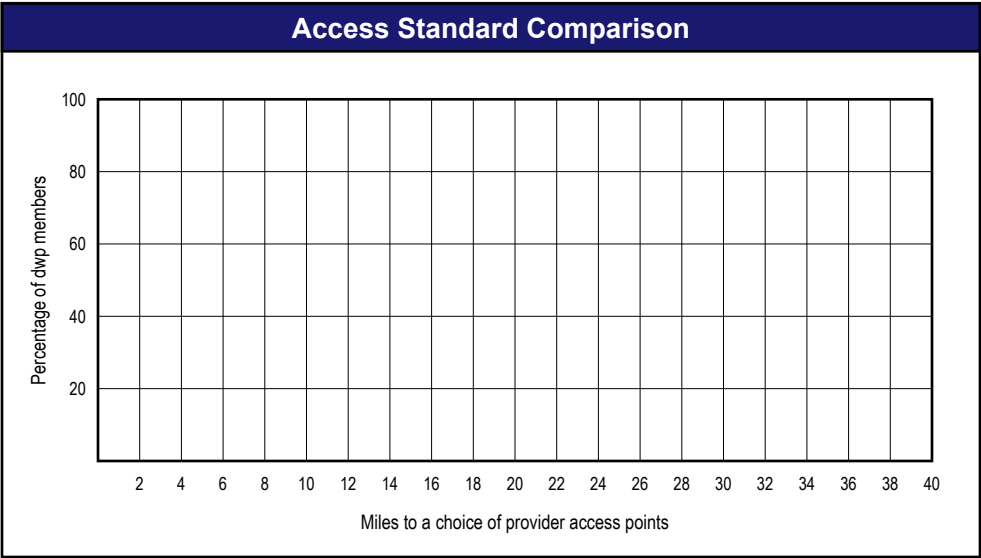
3rd closest

¹ The Access Standard is defined as (DWP Members) dwp members accessing:

1 (Pedodontists) provider access points in 60 miles or 60 minutes



Distances/Times	
	Average
Distance/Time to 1st closest provider access points	66.6 miles 77.1 mins
Distance/Time to 2nd closest provider access points	70.5 miles 82.1 mins
Distance/Time to 3rd closest provider access points	73.1 miles 84.9 mins



April 13, 2025

Access Analysis

All Access

DWP Member / Provider Groups

DWP Members

Pedodontists

Access Map

DWP Member locations

Without access

Comparison Graph

Percent of dwp members with access to a choice of provider access points over miles

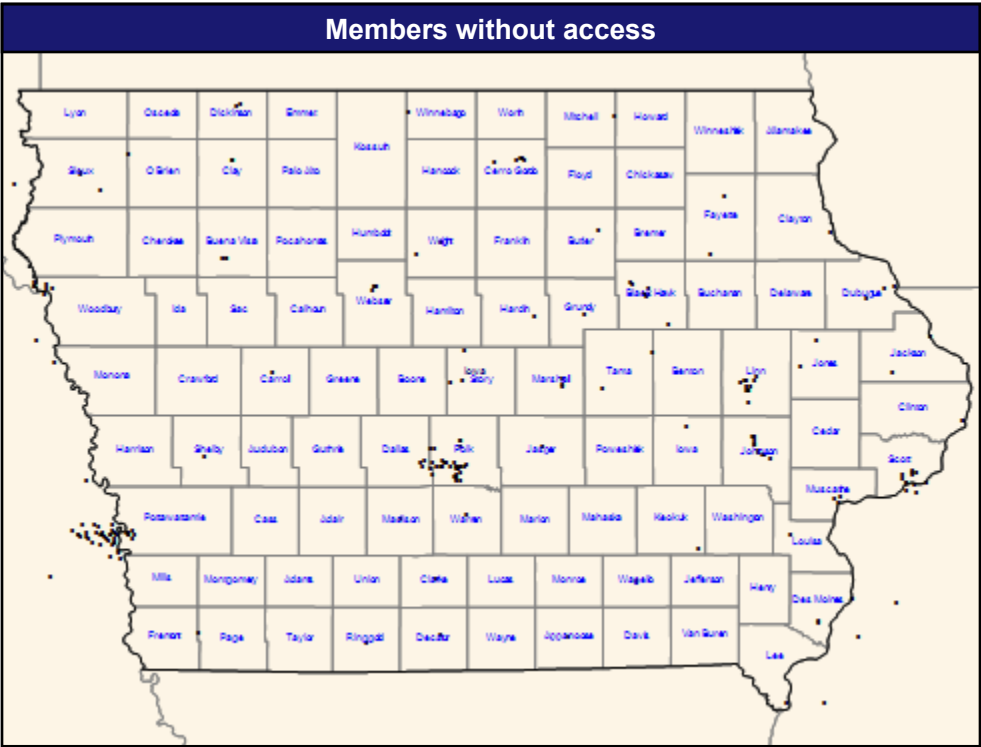

1st closest

2nd closest

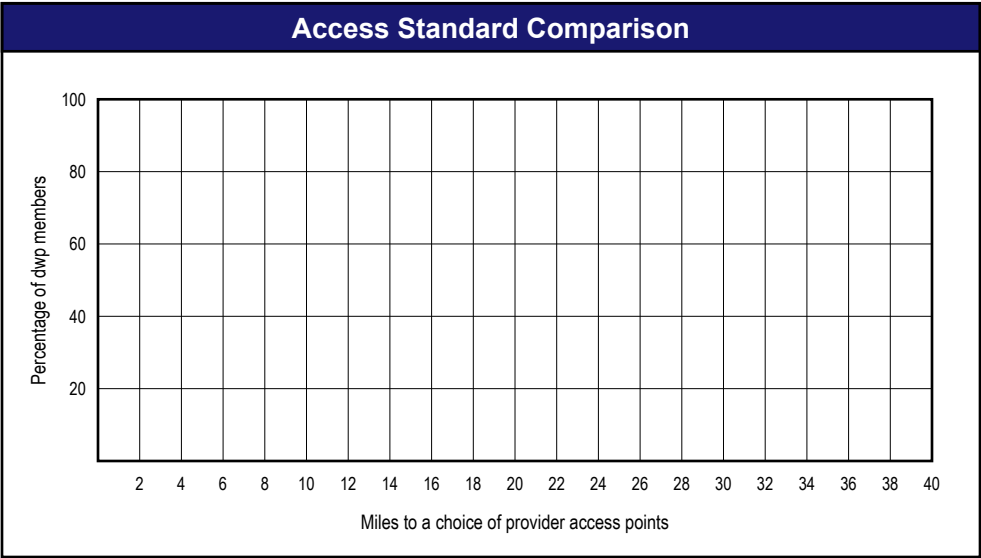
3rd closest

¹ The Access Standard is defined as (DWP Members) dwp members accessing:

1 (Pedodontists) provider access points in 90 miles or 90 minutes



Distances/Times	
	Average
To 1st closest provider access points	---
To 2nd closest provider access points	---
To 3rd closest provider access points	---



Access Summary Detail

April 13, 2025

Access Analysis

All Access

DWP Member Group

DWP Members

Provider Group

Primary Care Dentist

Endodontists

Oral Surgeons

Orthodontists

Periodontists

Prosthodontists

Pedodontists

¹ Provider counts represent:

#: Provider access points

P: Unique providers

L: Unique provider locations

DWP Members Without Access											
DWP Member		Provider		Without Access		Counts ¹			Access Requirements		Average Distance
Group	#	Group	Standard	#	%	#	P	L	Req %	Met	1
DWP Members	205,412	Primary Care De...	1 in 30 miles or 30...	1,488	0.7	840	840	183	100	N	32.5
		Endodontists	1 in 60 miles or 60...	124,241	60.5	12	12	5	75	N	96.7
		Endodontists	1 in 90 miles or 90...	78,554	38.2	12	12	5	100	N	109.6
		Oral Surgeons	1 in 60 miles or 60...	29,569	14.4	82	82	18	75	Y	67.7
		Oral Surgeons	1 in 90 miles or 90...	1	0.1	82	82	18	100	N	90.4
		Orthodontists	1 in 60 miles or 60...	18,576	9.0	52	52	25	75	Y	68.1
		Periodontists	1 in 60 miles or 60...	124,900	60.8	14	14	4	75	N	89.8
		Periodontists	1 in 90 miles or 90...	61,058	29.7	14	14	4	100	N	106.4
		Prosthodontists	1 in 60 miles or 60...	137,498	66.9	19	19	4	75	N	97.5
		Prosthodontists	1 in 90 miles or 90...	82,198	40.0	19	19	4	100	N	112.7
		Pedodontists	1 in 60 miles or 60...	4,006	2.0	132	132	53	75	Y	66.6

Key Geographic Areas								
City	DWP Member	Provider		Without Access		Access Requirements		Average Distance
	#	Group	Standard	#	%	Req %	Met	1
Des Moines, IA	24,769	Endodontists	1 in 60 miles or 60 mins	24,769	100.0	75	N	105.2
		Endodontists	1 in 90 miles or 90 mins	24,769	100.0	100	N	105.2
		Periodontists	1 in 60 miles or 60 mins	24,769	100.0	75	N	107.0
		Periodontists	1 in 90 miles or 90 mins	24,769	100.0	100	N	107.0
		Prosthodontists	1 in 60 miles or 60 mins	24,769	100.0	75	N	107.2
		Prosthodontists	1 in 90 miles or 90 mins	24,769	100.0	100	N	107.2
Sioux City, IA	10,913	Endodontists	1 in 60 miles or 60 mins	10,913	100.0	75	N	88.3
		Periodontists	1 in 60 miles or 60 mins	10,913	100.0	75	N	88.3
		Prosthodontists	1 in 60 miles or 60 mins	10,913	100.0	75	N	88.3
Waterloo, IA	6,575	Prosthodontists	1 in 60 miles or 60 mins	6,575	100.0	75	N	70.3
		Periodontists	1 in 60 miles or 60 mins	6,494	98.8	75	N	63.4
Dubuque, IA	4,279	Periodontists	1 in 60 miles or 60 mins	4,279	100.0	75	N	73.2
		Prosthodontists	1 in 60 miles or 60 mins	4,279	100.0	75	N	73.2
		Oral Surgeons	1 in 60 miles or 60 mins	4,204	98.2	75	N	64.0
West des Moines, IA	3,735	Endodontists	1 in 60 miles or 60 mins	3,735	100.0	75	N	111.9
		Endodontists	1 in 90 miles or 90 mins	3,735	100.0	100	N	111.9
		Periodontists	1 in 60 miles or 60 mins	3,735	100.0	75	N	112.3
		Periodontists	1 in 90 miles or 90 mins	3,735	100.0	100	N	112.3
		Prosthodontists	1 in 60 miles or 60 mins	3,735	100.0	75	N	113.2
		Prosthodontists	1 in 90 miles or 90 mins	3,735	100.0	100	N	113.2
Ottumwa, IA	3,510	Endodontists	1 in 60 miles or 60 mins	3,430	97.7	75	N	63.6
		Periodontists	1 in 60 miles or 60 mins	3,430	97.7	75	N	63.6
		Prosthodontists	1 in 60 miles or 60 mins	3,430	97.7	75	N	63.6
		Oral Surgeons	1 in 60 miles or 60 mins	3,420	97.4	75	N	63.3

Access Detail by County

April 13, 2025

Access Analysis

All Access

DWP Member / Provider Groups

DWP Members

Primary Care Dentist

Endodontists

Endodontists

Oral Surgeons

Oral Surgeons

Orthodontists

Orthodontists

Periodontists

Periodontists

Prosthodontists

Prosthodontists

Pedodontists

Pedodontists

DWP Members Without Access										
County	DWP Member	Provider		Without Access		Access Requirements		Average Distance		
	#	Group	Standard	#	%	Req %	Met	1	2	3
Adair, IA	401	Primary Care Dentist	1 in 30 miles or 30 mins	116	28.9	100	N	34.4	34.4	38.3
		Endodontists	1 in 60 miles or 60 mins	401	100.0	75	N	75.9	76.5	76.5
		Periodontists	1 in 60 miles or 60 mins	401	100.0	75	N	76.5	76.5	76.5
		Prosthodontists	1 in 60 miles or 60 mins	401	100.0	75	N	76.5	76.5	76.5
Adams, IA	227	Primary Care Dentist	1 in 30 miles or 30 mins	180	79.3	100	N	32.9	32.9	33.6
		Endodontists	1 in 60 miles or 60 mins	194	85.5	75	N	66.4	67.3	67.3
		Oral Surgeons	1 in 60 miles or 60 mins	172	75.8	75	N	65.1	65.1	65.1
		Orthodontists	1 in 60 miles or 60 mins	8	3.5	75	Y	61.7	66.5	67.8
		Periodontists	1 in 60 miles or 60 mins	203	89.4	75	N	67.0	67.0	67.0
		Prosthodontists	1 in 60 miles or 60 mins	203	89.4	75	N	67.0	67.0	67.0
		Pedodontists	1 in 60 miles or 60 mins	127	55.9	75	N	60.5	61.4	61.4
		Primary Care Dentist	1 in 30 miles or 30 mins	101	18.7	100	N	32.4	36.0	36.3
Allamakee, IA	540	Endodontists	1 in 60 miles or 60 mins	540	100.0	75	N	86.8	110.2	110.2
		Endodontists	1 in 90 miles or 90 mins	138	25.6	100	N	96.7	119.8	119.8
		Oral Surgeons	1 in 60 miles or 60 mins	459	85.0	75	N	74.0	94.6	94.6
		Orthodontists	1 in 60 miles or 60 mins	459	85.0	75	N	73.8	85.1	85.1
		Periodontists	1 in 60 miles or 60 mins	540	100.0	75	N	89.6	110.2	110.2
		Periodontists	1 in 90 miles or 90 mins	177	32.8	100	N	97.7	115.0	115.0
		Prosthodontists	1 in 60 miles or 60 mins	540	100.0	75	N	110.2	110.2	110.2
		Prosthodontists	1 in 90 miles or 90 mins	540	100.0	100	N	110.2	110.2	110.2
		Endodontists	1 in 60 miles or 60 mins	1,172	100.0	75	N	94.0	94.0	94.0
		Endodontists	1 in 90 miles or 90 mins	977	83.4	100	N	95.4	95.4	95.4
Appanoose, IA	1,172	Oral Surgeons	1 in 60 miles or 60 mins	1,172	100.0	75	N	78.2	78.2	78.2
		Orthodontists	1 in 60 miles or 60 mins	197	16.8	75	Y	63.4	75.3	75.3
		Periodontists	1 in 60 miles or 60 mins	1,172	100.0	75	N	94.0	94.0	94.0
		Periodontists	1 in 90 miles or 90 mins	977	83.4	100	N	95.4	95.4	95.4
		Prosthodontists	1 in 60 miles or 60 mins	1,172	100.0	75	N	94.0	94.0	94.0
		Prosthodontists	1 in 90 miles or 90 mins	977	83.4	100	N	95.4	95.4	95.4
Audubon, IA	315	Primary Care Dentist	1 in 30 miles or 30 mins	1	0.3	100	N	31.2	34.1	41.7
		Endodontists	1 in 60 miles or 60 mins	189	60.0	75	N	61.5	61.6	61.6
		Oral Surgeons	1 in 60 miles or 60 mins	1	0.3	75	Y	61.1	61.3	61.3
		Periodontists	1 in 60 miles or 60 mins	193	61.3	75	N	61.6	61.6	61.6
		Prosthodontists	1 in 60 miles or 60 mins	193	61.3	75	N	61.6	61.6	61.6
Black Hawk, IA	8,823	Endodontists	1 in 60 miles or 60 mins	9	0.1	75	Y	60.7	82.8	82.8
		Periodontists	1 in 60 miles or 60 mins	7,516	85.2	75	N	63.5	70.1	70.1
		Prosthodontists	1 in 60 miles or 60 mins	8,701	98.6	75	N	70.9	70.9	70.9
Boone, IA	1,200	Endodontists	1 in 60 miles or 60 mins	1,200	100.0	75	N	113.1	117.0	117.2
		Endodontists	1 in 90 miles or 90 mins	1,200	100.0	100	N	113.1	117.0	117.2
		Periodontists	1 in 60 miles or 60 mins	1,200	100.0	75	N	86.1	117.2	117.2
		Periodontists	1 in 90 miles or 90 mins	271	22.6	100	N	94.7	114.0	114.0

Access Detail by County

April 13, 2025

Access Analysis

All Access

DWP Member / Provider Groups

DWP Members

Primary Care Dentist

Endodontists

Endodontists

Oral Surgeons

Oral Surgeons

Orthodontists

Orthodontists

Periodontists

Periodontists

Prosthodontists

Prosthodontists

Pedodontists

Pedodontists

DWP Members Without Access										
County	DWP Member	Provider		Without Access		Access Requirements		Average Distance		
	#	Group	Standard	#	%	Req %	Met	1	2	3
Boone, IA	1,200	Prosthodontists	1 in 60 miles or 60 mins	1,200	100.0	75	N	117.2	117.2	117.2
		Prosthodontists	1 in 90 miles or 90 mins	1,200	100.0	100	N	117.2	117.2	117.2
Bremer, IA	713	Endodontists	1 in 60 miles or 60 mins	562	78.8	75	N	64.5	87.8	87.8
		Periodontists	1 in 60 miles or 60 mins	44	6.2	75	Y	60.9	84.2	84.2
		Prosthodontists	1 in 60 miles or 60 mins	713	100.0	75	N	86.2	86.2	86.2
		Prosthodontists	1 in 90 miles or 90 mins	58	8.1	100	N	94.4	94.4	94.4
Buchanan, IA	727	Periodontists	1 in 60 miles or 60 mins	277	38.1	75	N	65.9	66.1	66.1
		Prosthodontists	1 in 60 miles or 60 mins	277	38.1	75	N	66.1	66.1	66.1
Buena Vista, IA	1,811	Endodontists	1 in 60 miles or 60 mins	1,811	100.0	75	N	104.5	104.5	104.5
		Endodontists	1 in 90 miles or 90 mins	1,811	100.0	100	N	104.5	104.5	104.5
		Periodontists	1 in 60 miles or 60 mins	1,811	100.0	75	N	101.8	104.5	104.5
		Periodontists	1 in 90 miles or 90 mins	1,809	99.9	100	N	101.9	104.5	104.5
		Prosthodontists	1 in 60 miles or 60 mins	1,811	100.0	75	N	104.5	104.5	104.5
		Prosthodontists	1 in 90 miles or 90 mins	1,811	100.0	100	N	104.5	104.5	104.5
		Pedodontists	1 in 60 miles or 60 mins	253	14.0	75	Y	64.5	75.8	75.8
		Endodontists	1 in 60 miles or 60 mins	550	100.0	75	N	74.9	96.0	96.0
Butler, IA	550	Prosthodontists	1 in 60 miles or 60 mins	550	100.0	75	N	96.0	96.0	96.0
		Prosthodontists	1 in 90 miles or 90 mins	383	69.6	100	N	99.5	99.5	99.5
		Endodontists	1 in 60 miles or 60 mins	521	100.0	75	N	103.6	103.6	103.6
Calhoun, IA	521	Endodontists	1 in 90 miles or 90 mins	519	99.6	100	N	103.6	103.6	103.6
		Periodontists	1 in 60 miles or 60 mins	521	100.0	75	N	88.0	103.6	103.6
		Periodontists	1 in 90 miles or 90 mins	242	46.4	100	N	92.3	97.2	97.2
		Prosthodontists	1 in 60 miles or 60 mins	521	100.0	75	N	103.6	103.6	103.6
		Prosthodontists	1 in 90 miles or 90 mins	519	99.6	100	N	103.6	103.6	103.6
		Pedodontists	1 in 60 miles or 60 mins	208	39.9	75	N	63.4	67.9	68.0
		Endodontists	1 in 60 miles or 60 mins	749	100.0	75	N	77.3	77.3	77.3
		Endodontists	1 in 90 miles or 90 mins	7	0.9	100	N	90.5	90.5	90.5
Carroll, IA	749	Periodontists	1 in 60 miles or 60 mins	749	100.0	75	N	77.3	77.3	77.3
		Periodontists	1 in 90 miles or 90 mins	7	0.9	100	N	90.5	90.5	90.5
		Prosthodontists	1 in 60 miles or 60 mins	749	100.0	75	N	77.3	77.3	77.3
		Prosthodontists	1 in 90 miles or 90 mins	7	0.9	100	N	90.5	90.5	90.5
		Pedodontists	1 in 60 miles or 60 mins	299	39.9	75	N	62.5	62.5	62.8
		Primary Care Dentist	1 in 30 miles or 30 mins	213	21.9	100	N	33.6	38.7	39.0
		Endodontists	1 in 60 miles or 60 mins	84	8.6	75	Y	62.2	62.7	62.7
		Periodontists	1 in 60 miles or 60 mins	84	8.6	75	Y	62.7	62.7	62.7
Cass, IA	973	Prosthodontists	1 in 60 miles or 60 mins	84	8.6	75	Y	62.7	62.7	62.7
		Endodontists	1 in 60 miles or 60 mins	2,651	100.0	75	N	111.5	133.1	133.1
		Endodontists	1 in 90 miles or 90 mins	2,651	100.0	100	N	111.5	133.1	133.1
		Oral Surgeons	1 in 60 miles or 60 mins	2,570	96.9	75	N	64.8	96.6	104.7
Cerro Gordo, IA	2,651	Orthodontists	1 in 60 miles or 60 mins	417	15.7	75	Y	63.6	89.4	89.7

Access Detail by County

April 13, 2025

Access Analysis

All Access

DWP Member / Provider Groups

DWP Members

Primary Care Dentist

Endodontists

Endodontists

Oral Surgeons

Oral Surgeons

Orthodontists

Orthodontists

Periodontists

Periodontists

Prosthodontists

Prosthodontists

Pedodontists

Pedodontists

DWP Members Without Access										
County	DWP Member	Provider		Without Access		Access Requirements		Average Distance		
	#	Group	Standard	#	%	Req %	Met	1	2	3
Cerro Gordo, IA	2,651	Prosthodontists	1 in 60 miles or 60 mins	2,651	100.0	75	N	133.1	133.1	133.1
		Prosthodontists	1 in 90 miles or 90 mins	2,651	100.0	100	N	133.1	133.1	133.1
Cherokee, IA	655	Primary Care Dentist	1 in 30 miles or 30 mins	8	1.2	100	N	30.6	30.7	30.8
		Endodontists	1 in 60 miles or 60 mins	655	100.0	75	N	104.0	104.0	104.0
		Endodontists	1 in 90 miles or 90 mins	655	100.0	100	N	104.0	104.0	104.0
		Periodontists	1 in 60 miles or 60 mins	655	100.0	75	N	104.0	104.0	104.0
		Periodontists	1 in 90 miles or 90 mins	655	100.0	100	N	104.0	104.0	104.0
		Prosthodontists	1 in 60 miles or 60 mins	655	100.0	75	N	104.0	104.0	104.0
		Prosthodontists	1 in 90 miles or 90 mins	655	100.0	100	N	104.0	104.0	104.0
		Endodontists	1 in 60 miles or 60 mins	347	100.0	75	N	79.6	103.8	103.8
Chickasaw, IA	347	Endodontists	1 in 90 miles or 90 mins	20	5.8	100	N	90.7	115.0	115.0
		Prosthodontists	1 in 60 miles or 60 mins	347	100.0	75	N	103.8	103.8	103.8
		Prosthodontists	1 in 90 miles or 90 mins	347	100.0	100	N	103.8	103.8	103.8
		Endodontists	1 in 60 miles or 60 mins	771	100.0	75	N	113.0	113.7	113.7
Clarke, IA	771	Endodontists	1 in 90 miles or 90 mins	771	100.0	100	N	113.0	113.7	113.7
		Periodontists	1 in 60 miles or 60 mins	771	100.0	75	N	113.7	113.7	113.7
		Periodontists	1 in 90 miles or 90 mins	771	100.0	100	N	113.7	113.7	113.7
		Prosthodontists	1 in 60 miles or 60 mins	771	100.0	75	N	113.7	113.7	113.7
		Prosthodontists	1 in 90 miles or 90 mins	771	100.0	100	N	113.7	113.7	113.7
		Endodontists	1 in 60 miles or 60 mins	902	100.0	75	N	134.8	134.8	134.8
Clay, IA	902	Endodontists	1 in 90 miles or 90 mins	902	100.0	100	N	134.8	134.8	134.8
		Periodontists	1 in 60 miles or 60 mins	902	100.0	75	N	99.0	134.8	134.8
		Periodontists	1 in 90 miles or 90 mins	891	98.8	100	N	99.1	134.8	134.8
		Prosthodontists	1 in 60 miles or 60 mins	902	100.0	75	N	134.8	134.8	134.8
		Prosthodontists	1 in 90 miles or 90 mins	902	100.0	100	N	134.8	134.8	134.8
		Pedodontists	1 in 60 miles or 60 mins	12	1.3	75	Y	62.8	80.1	87.1
		Endodontists	1 in 60 miles or 60 mins	475	70.2	75	N	67.8	90.2	90.2
		Oral Surgeons	1 in 60 miles or 60 mins	369	54.5	75	N	65.2	72.7	72.7
Clayton, IA	677	Orthodontists	1 in 60 miles or 60 mins	234	34.6	75	N	65.3	67.5	67.5
		Periodontists	1 in 60 miles or 60 mins	677	100.0	75	N	83.5	85.3	85.3
		Periodontists	1 in 90 miles or 90 mins	176	26.0	100	N	93.5	94.8	94.8
		Prosthodontists	1 in 60 miles or 60 mins	677	100.0	75	N	85.3	85.3	85.3
		Prosthodontists	1 in 90 miles or 90 mins	267	39.4	100	N	95.1	95.1	95.1
		Endodontists	1 in 60 miles or 60 mins	2,675	83.6	75	N	70.3	70.3	70.3
		Oral Surgeons	1 in 60 miles or 60 mins	2,675	83.6	75	N	70.2	70.2	70.2
		Orthodontists	1 in 60 miles or 60 mins	2,674	83.6	75	N	70.2	70.2	70.3
Clinton, IA	3,200	Periodontists	1 in 60 miles or 60 mins	2,675	83.6	75	N	70.2	70.3	70.3
		Prosthodontists	1 in 60 miles or 60 mins	2,675	83.6	75	N	70.2	70.2	70.3
		Primary Care Dentist	1 in 30 miles or 30 mins	73	7.6	100	N	32.5	35.9	39.4
		Endodontists	1 in 60 miles or 60 mins	529	55.2	75	N	63.1	63.1	63.1

Access Detail by County

April 13, 2025

Access Analysis

All Access

DWP Member / Provider Groups

DWP Members

Primary Care Dentist

Endodontists

Endodontists

Oral Surgeons

Oral Surgeons

Orthodontists

Orthodontists

Periodontists

Periodontists

Prosthodontists

Prosthodontists

Pedodontists

Pedodontists

DWP Members Without Access										
County	DWP Member	Provider		Without Access		Access Requirements		Average Distance		
	#	Group	Standard	#	%	Req %	Met	1	2	3
Crawford, IA	958	Periodontists	1 in 60 miles or 60 mins	529	55.2	75	N	63.1	63.1	63.1
		Prosthodontists	1 in 60 miles or 60 mins	529	55.2	75	N	63.1	63.1	63.1
		Pedodontists	1 in 60 miles or 60 mins	109	11.4	75	Y	64.3	65.0	65.1
Dallas, IA	4,826	Endodontists	1 in 60 miles or 60 mins	4,826	100.0	75	N	107.8	108.3	108.3
		Endodontists	1 in 90 miles or 90 mins	4,802	99.5	100	N	107.9	108.3	108.4
		Periodontists	1 in 60 miles or 60 mins	4,826	100.0	75	N	107.4	108.3	108.3
		Periodontists	1 in 90 miles or 90 mins	4,824	99.9	100	N	107.4	108.3	108.3
		Prosthodontists	1 in 60 miles or 60 mins	4,826	100.0	75	N	108.3	108.3	108.3
		Prosthodontists	1 in 90 miles or 90 mins	4,824	99.9	100	N	108.3	108.3	108.3
		Endodontists	1 in 60 miles or 60 mins	484	100.0	75	N	76.7	76.7	76.7
		Endodontists	1 in 90 miles or 90 mins	1	0.2	100	N	90.4	90.4	90.4
Davis, IA	484	Oral Surgeons	1 in 60 miles or 60 mins	484	100.0	75	N	76.7	76.7	76.7
		Oral Surgeons	1 in 90 miles or 90 mins	1	0.2	100	N	90.4	90.4	90.4
		Orthodontists	1 in 60 miles or 60 mins	484	100.0	75	N	72.3	76.3	76.3
		Periodontists	1 in 60 miles or 60 mins	484	100.0	75	N	76.7	76.7	76.7
		Periodontists	1 in 90 miles or 90 mins	1	0.2	100	N	90.4	90.4	90.4
		Prosthodontists	1 in 60 miles or 60 mins	484	100.0	75	N	76.7	76.7	76.7
		Prosthodontists	1 in 90 miles or 90 mins	1	0.2	100	N	90.4	90.4	90.4
		Endodontists	1 in 60 miles or 60 mins	697	100.0	75	N	117.0	117.8	117.8
		Endodontists	1 in 90 miles or 90 mins	697	100.0	100	N	117.0	117.8	117.8
		Oral Surgeons	1 in 60 miles or 60 mins	546	78.3	75	N	65.2	65.2	65.2
Decatur, IA	697	Periodontists	1 in 60 miles or 60 mins	697	100.0	75	N	117.8	117.8	117.8
		Periodontists	1 in 90 miles or 90 mins	697	100.0	100	N	117.8	117.8	117.8
		Prosthodontists	1 in 60 miles or 60 mins	697	100.0	75	N	117.8	117.8	117.8
		Prosthodontists	1 in 90 miles or 90 mins	697	100.0	100	N	117.8	117.8	117.8
		Pedodontists	1 in 60 miles or 60 mins	302	43.3	75	N	65.0	65.0	65.0
		Periodontists	1 in 60 miles or 60 mins	101	16.6	75	Y	64.7	64.7	64.7
		Prosthodontists	1 in 60 miles or 60 mins	101	16.6	75	Y	64.7	64.7	64.7
		Endodontists	1 in 60 miles or 60 mins	3,248	86.1	75	N	62.9	62.9	62.9
Delaware, IA	610	Oral Surgeons	1 in 60 miles or 60 mins	3,245	86.0	75	N	62.8	62.8	62.8
		Orthodontists	1 in 60 miles or 60 mins	3,245	86.0	75	N	62.8	62.8	62.9
		Periodontists	1 in 60 miles or 60 mins	3,245	86.0	75	N	62.8	62.9	62.9
Des Moines, IA	3,772	Prosthodontists	1 in 60 miles or 60 mins	3,245	86.0	75	N	62.8	62.8	62.9
		Endodontists	1 in 60 miles or 60 mins	784	100.0	75	N	152.0	152.0	152.0
		Endodontists	1 in 90 miles or 90 mins	784	100.0	100	N	152.0	152.0	152.0
		Periodontists	1 in 60 miles or 60 mins	784	100.0	75	N	98.6	152.0	152.0
		Periodontists	1 in 90 miles or 90 mins	736	93.9	100	N	99.2	152.0	152.0
Dickinson, IA	784	Prosthodontists	1 in 60 miles or 60 mins	784	100.0	75	N	152.0	152.0	152.0
		Prosthodontists	1 in 90 miles or 90 mins	784	100.0	100	N	152.0	152.0	152.0
		Pedodontists	1 in 60 miles or 60 mins	78	9.9	75	Y	63.2	84.0	93.0

Access Detail by County

April 13, 2025

Access Analysis

All Access

DWP Member / Provider Groups

DWP Members

Primary Care Dentist

Endodontists

Endodontists

Oral Surgeons

Oral Surgeons

Orthodontists

Orthodontists

Periodontists

Periodontists

Prosthodontists

Prosthodontists

Pedodontists

Pedodontists

DWP Members Without Access										
County	DWP Member	Provider		Without Access		Access Requirements		Average Distance		
	#	Group	Standard	#	%	Req %	Met	1	2	3
Dubuque, IA	4,889	Endodontists	1 in 60 miles or 60 mins	3,038	62.1	75	N	61.4	74.0	74.0
		Oral Surgeons	1 in 60 miles or 60 mins	4,282	87.6	75	N	64.0	64.0	64.0
		Orthodontists	1 in 60 miles or 60 mins	2	0.1	75	Y	60.1	60.1	60.1
		Periodontists	1 in 60 miles or 60 mins	4,778	97.7	75	N	72.4	72.4	72.4
		Prosthodontists	1 in 60 miles or 60 mins	4,778	97.7	75	N	72.4	72.4	72.4
		Primary Care Dentist	1 in 30 miles or 30 mins	17	2.8	100	N	31.4	34.3	59.1
Emmet, IA	612	Endodontists	1 in 60 miles or 60 mins	612	100.0	75	N	158.4	158.4	158.4
		Endodontists	1 in 90 miles or 90 mins	612	100.0	100	N	158.4	158.4	158.4
		Periodontists	1 in 60 miles or 60 mins	612	100.0	75	N	80.5	158.4	158.4
		Prosthodontists	1 in 60 miles or 60 mins	612	100.0	75	N	158.4	158.4	158.4
		Prosthodontists	1 in 90 miles or 90 mins	612	100.0	100	N	158.4	158.4	158.4
		Pedodontists	1 in 60 miles or 60 mins	517	84.5	75	N	70.9	75.7	85.1
		Endodontists	1 in 60 miles or 60 mins	284	27.9	75	N	66.7	91.2	91.2
		Periodontists	1 in 60 miles or 60 mins	1,011	99.2	75	N	72.7	78.9	78.9
Fayette, IA	1,019	Prosthodontists	1 in 60 miles or 60 mins	1,019	100.0	75	N	79.1	79.1	79.1
		Prosthodontists	1 in 90 miles or 90 mins	215	21.1	100	N	92.2	92.2	92.2
		Endodontists	1 in 60 miles or 60 mins	789	100.0	75	N	91.5	114.6	114.6
		Endodontists	1 in 90 miles or 90 mins	225	28.5	100	N	97.9	120.7	120.7
Floyd, IA	789	Prosthodontists	1 in 60 miles or 60 mins	789	100.0	75	N	114.6	114.6	114.6
		Prosthodontists	1 in 90 miles or 90 mins	789	100.0	100	N	114.6	114.6	114.6
		Endodontists	1 in 60 miles or 60 mins	615	100.0	75	N	95.7	114.9	114.9
		Endodontists	1 in 90 miles or 90 mins	574	93.3	100	N	96.4	115.5	115.5
Franklin, IA	615	Oral Surgeons	1 in 60 miles or 60 mins	23	3.7	75	Y	61.9	83.4	83.4
		Prosthodontists	1 in 60 miles or 60 mins	615	100.0	75	N	114.9	114.9	114.9
		Prosthodontists	1 in 90 miles or 90 mins	615	100.0	100	N	114.9	114.9	114.9
		Primary Care Dentist	1 in 30 miles or 30 mins	8	1.3	100	N	30.5	30.6	30.7
		Endodontists	1 in 60 miles or 60 mins	599	100.0	75	N	96.1	96.2	96.2
Greene, IA	599	Endodontists	1 in 90 miles or 90 mins	518	86.5	100	N	97.4	97.4	97.4
		Periodontists	1 in 60 miles or 60 mins	599	100.0	75	N	94.1	96.2	96.2
		Periodontists	1 in 90 miles or 90 mins	496	82.8	100	N	95.3	97.1	97.1
		Prosthodontists	1 in 60 miles or 60 mins	599	100.0	75	N	96.2	96.2	96.2
		Prosthodontists	1 in 90 miles or 90 mins	518	86.5	100	N	97.4	97.4	97.4
		Endodontists	1 in 60 miles or 60 mins	311	67.8	75	N	64.6	81.5	81.5
		Periodontists	1 in 60 miles or 60 mins	171	37.3	75	N	65.4	74.2	74.2
		Prosthodontists	1 in 60 miles or 60 mins	459	100.0	75	N	78.8	78.8	78.8
Grundy, IA	459	Prosthodontists	1 in 90 miles or 90 mins	25	5.4	100	N	92.5	92.5	92.5
		Primary Care Dentist	1 in 30 miles or 30 mins	111	22.3	100	N	32.9	33.2	33.7
		Endodontists	1 in 60 miles or 60 mins	498	100.0	75	N	83.4	83.7	83.7
		Endodontists	1 in 90 miles or 90 mins	27	5.4	100	N	92.6	92.9	92.9
Guthrie, IA	498	Periodontists	1 in 60 miles or 60 mins	498	100.0	75	N	83.7	83.7	83.7

Access Detail by County

April 13, 2025

Access Analysis

All Access

DWP Member / Provider Groups

DWP Members

Primary Care Dentist

Endodontists

Endodontists

Oral Surgeons

Oral Surgeons

Orthodontists

Orthodontists

Periodontists

Periodontists

Prosthodontists

Prosthodontists

Pedodontists

Pedodontists

DWP Members Without Access										
County	DWP Member	Provider		Without Access		Access Requirements		Average Distance		
	#	Group	Standard	#	%	Req %	Met	1	2	3
Guthrie, IA	498	Periodontists	1 in 90 miles or 90 mins	29	5.8	100	N	92.7	92.7	92.7
		Prosthodontists	1 in 60 miles or 60 mins	498	100.0	75	N	83.7	83.7	83.7
		Prosthodontists	1 in 90 miles or 90 mins	29	5.8	100	N	92.7	92.7	92.7
Hamilton, IA	858	Endodontists	1 in 60 miles or 60 mins	858	100.0	75	N	112.0	125.3	125.3
		Endodontists	1 in 90 miles or 90 mins	858	100.0	100	N	112.0	125.3	125.3
		Oral Surgeons	1 in 60 miles or 60 mins	28	3.3	75	Y	61.3	61.4	61.4
		Periodontists	1 in 60 miles or 60 mins	239	27.9	75	N	65.3	118.7	118.7
		Prosthodontists	1 in 60 miles or 60 mins	858	100.0	75	N	125.3	125.3	125.3
		Prosthodontists	1 in 90 miles or 90 mins	858	100.0	100	N	125.3	125.3	125.3
Hancock, IA	450	Endodontists	1 in 60 miles or 60 mins	450	100.0	75	N	127.7	147.2	147.2
		Endodontists	1 in 90 miles or 90 mins	450	100.0	100	N	127.7	147.2	147.2
		Oral Surgeons	1 in 60 miles or 60 mins	449	99.8	75	N	71.6	77.7	85.7
		Orthodontists	1 in 60 miles or 60 mins	447	99.3	75	N	68.8	73.0	73.9
		Prosthodontists	1 in 60 miles or 60 mins	450	100.0	75	N	147.2	147.2	147.2
		Prosthodontists	1 in 90 miles or 90 mins	450	100.0	100	N	147.2	147.2	147.2
Hardin, IA	925	Endodontists	1 in 60 miles or 60 mins	925	100.0	75	N	83.9	99.9	99.9
		Endodontists	1 in 90 miles or 90 mins	114	12.3	100	N	93.2	108.0	108.0
		Periodontists	1 in 60 miles or 60 mins	89	9.6	75	Y	62.7	91.3	91.3
		Prosthodontists	1 in 60 miles or 60 mins	925	100.0	75	N	99.9	99.9	99.9
		Prosthodontists	1 in 90 miles or 90 mins	869	93.9	100	N	100.6	100.6	100.6
Howard, IA	344	Endodontists	1 in 60 miles or 60 mins	344	100.0	75	N	97.7	122.3	122.3
		Endodontists	1 in 90 miles or 90 mins	325	94.5	100	N	98.2	122.9	122.9
		Oral Surgeons	1 in 60 miles or 60 mins	269	78.2	75	N	64.7	104.7	104.7
		Orthodontists	1 in 60 miles or 60 mins	227	66.0	75	N	61.8	96.2	96.2
		Prosthodontists	1 in 60 miles or 60 mins	344	100.0	75	N	122.3	122.3	122.3
		Prosthodontists	1 in 90 miles or 90 mins	344	100.0	100	N	122.3	122.3	122.3
Humboldt, IA	576	Endodontists	1 in 60 miles or 60 mins	576	100.0	75	N	133.3	135.0	135.0
		Endodontists	1 in 90 miles or 90 mins	576	100.0	100	N	133.3	135.0	135.0
		Oral Surgeons	1 in 60 miles or 60 mins	49	8.5	75	Y	62.2	63.7	82.3
		Orthodontists	1 in 60 miles or 60 mins	49	8.5	75	Y	62.2	62.2	63.6
		Periodontists	1 in 60 miles or 60 mins	153	26.6	75	N	63.4	131.0	131.0
		Prosthodontists	1 in 60 miles or 60 mins	576	100.0	75	N	135.0	135.0	135.0
		Prosthodontists	1 in 90 miles or 90 mins	576	100.0	100	N	135.0	135.0	135.0
		Pedodontists	1 in 60 miles or 60 mins	25	4.3	75	Y	61.1	64.7	70.7
Ida, IA	347	Primary Care Dentist	1 in 30 miles or 30 mins	58	16.7	100	N	30.8	30.8	31.4
		Endodontists	1 in 60 miles or 60 mins	347	100.0	75	N	80.6	80.6	80.6
		Endodontists	1 in 90 miles or 90 mins	1	0.3	100	N	91.7	91.7	91.7
		Periodontists	1 in 60 miles or 60 mins	347	100.0	75	N	80.6	80.6	80.6
		Periodontists	1 in 90 miles or 90 mins	1	0.3	100	N	91.7	91.7	91.7
		Prosthodontists	1 in 60 miles or 60 mins	347	100.0	75	N	80.6	80.6	80.6

Access Detail by County

- April 13, 2025
- Access Analysis
- All Access
- DWP Member / Provider Groups
- DWP Members
- Primary Care Dentist
- Endodontists
- Endodontists
- Oral Surgeons
- Oral Surgeons
- Orthodontists
- Orthodontists
- Periodontists
- Periodontists
- Prosthodontists
- Prosthodontists
- Pedodontists
- Pedodontists

DWP Members Without Access										
County	DWP Member	Provider		Without Access		Access Requirements		Average Distance		
	#	Group	Standard	#	%	Req %	Met	1	2	3
Ida, IA	347	Prosthodontists	1 in 90 miles or 90 mins	1	0.3	100	N	91.7	91.7	91.7
Jackson, IA	901	Endodontists	1 in 60 miles or 60 mins	268	29.7	75	N	67.6	69.9	69.9
		Oral Surgeons	1 in 60 miles or 60 mins	274	30.4	75	N	68.1	68.1	68.1
		Orthodontists	1 in 60 miles or 60 mins	235	26.1	75	N	65.0	65.0	65.0
		Periodontists	1 in 60 miles or 60 mins	291	32.3	75	N	69.3	69.4	69.4
		Prosthodontists	1 in 60 miles or 60 mins	291	32.3	75	N	69.3	69.3	69.4
Jasper, IA	2,315	Endodontists	1 in 60 miles or 60 mins	2,298	99.3	75	N	76.3	79.0	79.0
		Endodontists	1 in 90 miles or 90 mins	4	0.2	100	N	90.6	92.5	92.5
		Periodontists	1 in 60 miles or 60 mins	2,315	100.0	75	N	78.9	78.9	78.9
		Periodontists	1 in 90 miles or 90 mins	34	1.5	100	N	91.5	91.5	91.5
		Prosthodontists	1 in 60 miles or 60 mins	2,315	100.0	75	N	78.9	78.9	78.9
		Prosthodontists	1 in 90 miles or 90 mins	36	1.6	100	N	91.4	91.4	91.4
Kossuth, IA	664	Primary Care Dentist	1 in 30 miles or 30 mins	43	6.5	100	N	32.5	36.5	37.5
		Endodontists	1 in 60 miles or 60 mins	664	100.0	75	N	150.6	155.8	155.8
		Endodontists	1 in 90 miles or 90 mins	664	100.0	100	N	150.6	155.8	155.8
		Oral Surgeons	1 in 60 miles or 60 mins	2	0.3	75	Y	60.5	79.6	105.1
		Periodontists	1 in 60 miles or 60 mins	64	9.6	75	Y	62.0	150.7	150.7
		Prosthodontists	1 in 60 miles or 60 mins	664	100.0	75	N	155.8	155.8	155.8
		Prosthodontists	1 in 90 miles or 90 mins	664	100.0	100	N	155.8	155.8	155.8
Lee, IA	3,107	Endodontists	1 in 60 miles or 60 mins	3,100	99.8	75	N	78.8	78.8	78.8
		Oral Surgeons	1 in 60 miles or 60 mins	3,100	99.8	75	N	78.8	78.8	78.8
		Orthodontists	1 in 60 miles or 60 mins	3,100	99.8	75	N	78.8	78.8	78.8
		Periodontists	1 in 60 miles or 60 mins	3,100	99.8	75	N	78.8	78.8	78.8
		Prosthodontists	1 in 60 miles or 60 mins	3,100	99.8	75	N	78.8	78.8	78.8
Lucas, IA	675	Primary Care Dentist	1 in 30 miles or 30 mins	8	1.2	100	N	30.6	30.6	30.6
		Endodontists	1 in 60 miles or 60 mins	675	100.0	75	N	101.9	101.9	101.9
		Endodontists	1 in 90 miles or 90 mins	674	99.9	100	N	101.9	101.9	101.9
		Periodontists	1 in 60 miles or 60 mins	675	100.0	75	N	101.9	101.9	101.9
		Periodontists	1 in 90 miles or 90 mins	674	99.9	100	N	101.9	101.9	101.9
		Prosthodontists	1 in 60 miles or 60 mins	675	100.0	75	N	101.9	101.9	101.9
		Prosthodontists	1 in 90 miles or 90 mins	674	99.9	100	N	101.9	101.9	101.9
Lyon, IA	497	Primary Care Dentist	1 in 30 miles or 30 mins	15	3.0	100	N	31.0	31.0	31.3
		Endodontists	1 in 60 miles or 60 mins	497	100.0	75	N	147.3	147.3	147.3
		Endodontists	1 in 90 miles or 90 mins	497	100.0	100	N	147.3	147.3	147.3
		Periodontists	1 in 60 miles or 60 mins	497	100.0	75	N	145.7	147.3	147.3
		Periodontists	1 in 90 miles or 90 mins	497	100.0	100	N	145.7	147.3	147.3
		Prosthodontists	1 in 60 miles or 60 mins	497	100.0	75	N	147.3	147.3	147.3
		Prosthodontists	1 in 90 miles or 90 mins	497	100.0	100	N	147.3	147.3	147.3
Madison, IA	800	Endodontists	1 in 60 miles or 60 mins	800	100.0	75	N	100.4	101.1	101.1
		Endodontists	1 in 90 miles or 90 mins	787	98.4	100	N	100.6	101.3	101.3

Access Detail by County

April 13, 2025

Access Analysis

All Access

DWP Member / Provider Groups

DWP Members

Primary Care Dentist

Endodontists

Endodontists

Oral Surgeons

Oral Surgeons

Orthodontists

Orthodontists

Periodontists

Periodontists

Prosthodontists

Prosthodontists

Pedodontists

Pedodontists

DWP Members Without Access										
County	DWP Member	Provider		Without Access		Access Requirements		Average Distance		
	#	Group	Standard	#	%	Req %	Met	1	2	3
Madison, IA	800	Periodontists	1 in 60 miles or 60 mins	800	100.0	75	N	101.1	101.1	101.1
		Periodontists	1 in 90 miles or 90 mins	790	98.8	100	N	101.2	101.2	101.2
		Prosthodontists	1 in 60 miles or 60 mins	800	100.0	75	N	101.1	101.1	101.1
		Prosthodontists	1 in 90 miles or 90 mins	790	98.8	100	N	101.2	101.2	101.2
Mahaska, IA	1,417	Primary Care Dentist	1 in 30 miles or 30 mins	6	0.4	100	N	30.5	30.7	30.9
		Endodontists	1 in 60 miles or 60 mins	1,183	83.5	75	N	62.9	62.9	62.9
		Oral Surgeons	1 in 60 miles or 60 mins	1,063	75.0	75	N	61.3	61.3	61.3
		Periodontists	1 in 60 miles or 60 mins	1,183	83.5	75	N	62.9	62.9	62.9
		Prosthodontists	1 in 60 miles or 60 mins	1,183	83.5	75	N	62.9	62.9	62.9
		Primary Care Dentist	1 in 30 miles or 30 mins	44	3.0	100	N	31.3	31.4	33.0
Marion, IA	1,446	Endodontists	1 in 60 miles or 60 mins	1,446	100.0	75	N	82.0	82.0	82.0
		Endodontists	1 in 90 miles or 90 mins	231	16.0	100	N	92.3	92.3	92.3
		Periodontists	1 in 60 miles or 60 mins	1,446	100.0	75	N	82.0	82.0	82.0
		Periodontists	1 in 90 miles or 90 mins	231	16.0	100	N	92.3	92.3	92.3
		Prosthodontists	1 in 60 miles or 60 mins	1,446	100.0	75	N	82.0	82.0	82.0
		Prosthodontists	1 in 90 miles or 90 mins	231	16.0	100	N	92.3	92.3	92.3
		Endodontists	1 in 60 miles or 60 mins	3,308	96.2	75	N	65.3	75.7	75.7
		Periodontists	1 in 60 miles or 60 mins	3,439	100.0	75	N	74.7	75.4	75.4
Marshall, IA	3,439	Prosthodontists	1 in 60 miles or 60 mins	3,439	100.0	75	N	75.4	75.4	75.4
		Prosthodontists	1 in 90 miles or 90 mins	19	0.6	100	N	91.0	91.0	91.0
		Endodontists	1 in 60 miles or 60 mins	364	100.0	75	N	108.5	132.1	132.1
		Endodontists	1 in 90 miles or 90 mins	364	100.0	100	N	108.5	132.1	132.1
Mitchell, IA	364	Oral Surgeons	1 in 60 miles or 60 mins	348	95.6	75	N	64.9	112.0	113.9
		Orthodontists	1 in 60 miles or 60 mins	129	35.4	75	N	64.9	109.3	110.1
		Prosthodontists	1 in 60 miles or 60 mins	364	100.0	75	N	132.1	132.1	132.1
		Prosthodontists	1 in 90 miles or 90 mins	364	100.0	100	N	132.1	132.1	132.1
		Primary Care Dentist	1 in 30 miles or 30 mins	47	7.5	100	N	32.4	33.1	34.3
		Endodontists	1 in 60 miles or 60 mins	176	28.3	75	N	62.3	62.3	62.3
Monona, IA	623	Orthodontists	1 in 60 miles or 60 mins	18	2.9	75	Y	62.6	63.0	63.7
		Periodontists	1 in 60 miles or 60 mins	176	28.3	75	N	62.3	62.3	62.3
		Prosthodontists	1 in 60 miles or 60 mins	176	28.3	75	N	62.3	62.3	62.3
		Endodontists	1 in 60 miles or 60 mins	529	100.0	75	N	79.3	79.3	79.3
		Endodontists	1 in 90 miles or 90 mins	14	2.6	100	N	92.2	92.2	92.2
Monroe, IA	529	Oral Surgeons	1 in 60 miles or 60 mins	448	84.7	75	N	66.2	66.2	66.2
		Periodontists	1 in 60 miles or 60 mins	529	100.0	75	N	79.3	79.3	79.3
		Periodontists	1 in 90 miles or 90 mins	14	2.6	100	N	92.2	92.2	92.2
		Prosthodontists	1 in 60 miles or 60 mins	529	100.0	75	N	79.3	79.3	79.3
		Prosthodontists	1 in 90 miles or 90 mins	14	2.6	100	N	92.2	92.2	92.2
		Primary Care Dentist	1 in 30 miles or 30 mins	25	2.9	100	N	32.5	32.5	40.5
		Endodontists	1 in 60 miles or 60 mins	801	100.0	75	N	128.9	128.9	128.9
		Endodontists	1 in 60 miles or 60 mins	801	100.0	75	N	128.9	128.9	128.9

Access Detail by County

April 13, 2025

Access Analysis

All Access

DWP Member / Provider Groups

DWP Members

Primary Care Dentist

Endodontists

Endodontists

Oral Surgeons

Oral Surgeons

Orthodontists

Orthodontists

Periodontists

Periodontists

Prosthodontists

Prosthodontists

Pedodontists

Pedodontists

DWP Members Without Access										
County	DWP Member	Provider		Without Access		Access Requirements		Average Distance		
	#	Group	Standard	#	%	Req %	Met	1	2	3
O'Brien, IA	801	Endodontists	1 in 90 miles or 90 mins	801	100.0	100	N	128.9	128.9	128.9
		Periodontists	1 in 60 miles or 60 mins	801	100.0	75	N	123.9	128.9	128.9
		Periodontists	1 in 90 miles or 90 mins	801	100.0	100	N	123.9	128.9	128.9
		Prosthodontists	1 in 60 miles or 60 mins	801	100.0	75	N	128.9	128.9	128.9
		Prosthodontists	1 in 90 miles or 90 mins	801	100.0	100	N	128.9	128.9	128.9
		Prosthodontists	1 in 90 miles or 90 mins	801	100.0	100	N	128.9	128.9	128.9
Osceola, IA	322	Primary Care Dentist	1 in 30 miles or 30 mins	168	52.2	100	N	31.2	32.1	32.2
		Endodontists	1 in 60 miles or 60 mins	322	100.0	75	N	146.8	146.8	146.8
		Endodontists	1 in 90 miles or 90 mins	322	100.0	100	N	146.8	146.8	146.8
		Periodontists	1 in 60 miles or 60 mins	322	100.0	75	N	125.2	146.8	146.8
		Periodontists	1 in 90 miles or 90 mins	322	100.0	100	N	125.2	146.8	146.8
		Prosthodontists	1 in 60 miles or 60 mins	322	100.0	75	N	146.8	146.8	146.8
		Prosthodontists	1 in 90 miles or 90 mins	322	100.0	100	N	146.8	146.8	146.8
		Prosthodontists	1 in 90 miles or 90 mins	322	100.0	100	N	146.8	146.8	146.8
Page, IA	998	Endodontists	1 in 60 miles or 60 mins	86	8.6	75	Y	63.9	65.0	65.0
		Oral Surgeons	1 in 60 miles or 60 mins	254	25.5	75	N	61.9	61.9	61.9
		Orthodontists	1 in 60 miles or 60 mins	34	3.4	75	Y	62.6	66.3	67.7
		Periodontists	1 in 60 miles or 60 mins	254	25.5	75	N	61.9	61.9	61.9
		Prosthodontists	1 in 60 miles or 60 mins	254	25.5	75	N	61.9	61.9	61.9
		Pedodontists	1 in 60 miles or 60 mins	40	4.0	75	Y	62.3	62.3	63.2
		Primary Care Dentist	1 in 30 miles or 30 mins	69	13.8	100	N	33.3	35.1	36.3
		Endodontists	1 in 60 miles or 60 mins	499	100.0	75	N	141.6	141.6	141.6
Palo Alto, IA	499	Endodontists	1 in 90 miles or 90 mins	499	100.0	100	N	141.6	141.6	141.6
		Periodontists	1 in 60 miles or 60 mins	499	100.0	75	N	75.8	141.6	141.6
		Prosthodontists	1 in 60 miles or 60 mins	499	100.0	75	N	141.6	141.6	141.6
		Prosthodontists	1 in 90 miles or 90 mins	499	100.0	100	N	141.6	141.6	141.6
		Pedodontists	1 in 60 miles or 60 mins	428	85.8	75	N	66.8	75.2	79.3
		Endodontists	1 in 60 miles or 60 mins	1,349	100.0	75	N	104.2	104.2	104.2
		Endodontists	1 in 90 miles or 90 mins	1,344	99.6	100	N	104.3	104.3	104.3
		Periodontists	1 in 60 miles or 60 mins	1,349	100.0	75	N	104.2	104.2	104.2
Plymouth, IA	1,349	Periodontists	1 in 90 miles or 90 mins	1,344	99.6	100	N	104.3	104.3	104.3
		Prosthodontists	1 in 60 miles or 60 mins	1,349	100.0	75	N	104.2	104.2	104.2
		Prosthodontists	1 in 90 miles or 90 mins	1,344	99.6	100	N	104.3	104.3	104.3
		Primary Care Dentist	1 in 30 miles or 30 mins	14	2.7	100	N	32.1	32.7	33.4
		Endodontists	1 in 60 miles or 60 mins	513	100.0	75	N	121.1	121.1	121.1
		Endodontists	1 in 90 miles or 90 mins	513	100.0	100	N	121.1	121.1	121.1
		Periodontists	1 in 60 miles or 60 mins	513	100.0	75	N	81.6	121.1	121.1
		Periodontists	1 in 90 miles or 90 mins	56	10.9	100	N	92.5	107.4	107.4
Pocahontas, IA	513	Prosthodontists	1 in 60 miles or 60 mins	513	100.0	75	N	121.1	121.1	121.1
		Prosthodontists	1 in 90 miles or 90 mins	513	100.0	100	N	121.1	121.1	121.1
		Pedodontists	1 in 60 miles or 60 mins	503	98.1	75	N	68.9	74.7	80.1
		Endodontists	1 in 60 miles or 60 mins	37,092	100.0	75	N	105.6	107.8	107.8
		Endodontists	1 in 60 miles or 60 mins	37,092	100.0	75	N	105.6	107.8	107.8
		Endodontists	1 in 60 miles or 60 mins	37,092	100.0	75	N	105.6	107.8	107.8
		Endodontists	1 in 60 miles or 60 mins	37,092	100.0	75	N	105.6	107.8	107.8
		Endodontists	1 in 60 miles or 60 mins	37,092	100.0	75	N	105.6	107.8	107.8
Polk, IA	37,092	Endodontists	1 in 60 miles or 60 mins	37,092	100.0	75	N	105.6	107.8	107.8

Access Detail by County

April 13, 2025

Access Analysis

All Access

DWP Member / Provider Groups

DWP Members

Primary Care Dentist

Endodontists

Endodontists

Oral Surgeons

Oral Surgeons

Orthodontists

Orthodontists

Periodontists

Periodontists

Prosthodontists

Prosthodontists

Pedodontists

Pedodontists

DWP Members Without Access										
County	DWP Member	Provider		Without Access		Access Requirements		Average Distance		
	#	Group	Standard	#	%	Req %	Met	1	2	3
Polk, IA	37,092	Endodontists	1 in 90 miles or 90 mins	37,086	99.9	100	N	105.6	107.8	107.8
		Periodontists	1 in 60 miles or 60 mins	37,092	100.0	75	N	106.5	107.8	107.8
		Periodontists	1 in 90 miles or 90 mins	37,092	100.0	100	N	106.5	107.8	107.8
		Prosthodontists	1 in 60 miles or 60 mins	37,092	100.0	75	N	107.8	107.8	107.8
		Prosthodontists	1 in 90 miles or 90 mins	37,092	100.0	100	N	107.8	107.8	107.8
Poweshiek, IA	847	Endodontists	1 in 60 miles or 60 mins	13	1.5	75	Y	60.4	61.4	61.4
		Periodontists	1 in 60 miles or 60 mins	498	58.8	75	N	61.1	61.1	61.1
		Prosthodontists	1 in 60 miles or 60 mins	498	58.8	75	N	61.1	61.1	61.1
Ringgold, IA	307	Endodontists	1 in 60 miles or 60 mins	307	100.0	75	N	96.6	97.6	97.6
		Endodontists	1 in 90 miles or 90 mins	279	90.9	100	N	97.4	98.4	98.4
		Oral Surgeons	1 in 60 miles or 60 mins	283	92.2	75	N	67.0	67.0	67.0
		Orthodontists	1 in 60 miles or 60 mins	42	13.7	75	Y	65.0	73.3	73.3
		Periodontists	1 in 60 miles or 60 mins	307	100.0	75	N	97.6	97.6	97.6
		Periodontists	1 in 90 miles or 90 mins	281	91.5	100	N	98.4	98.4	98.4
		Prosthodontists	1 in 60 miles or 60 mins	307	100.0	75	N	97.6	97.6	97.6
		Prosthodontists	1 in 90 miles or 90 mins	281	91.5	100	N	98.4	98.4	98.4
		Pedodontists	1 in 60 miles or 60 mins	243	79.2	75	N	64.3	64.3	64.3
Sac, IA	449	Endodontists	1 in 60 miles or 60 mins	449	100.0	75	N	89.2	89.2	89.2
		Endodontists	1 in 90 miles or 90 mins	237	52.8	100	N	93.6	93.6	93.6
		Periodontists	1 in 60 miles or 60 mins	449	100.0	75	N	89.1	89.2	89.2
		Periodontists	1 in 90 miles or 90 mins	237	52.8	100	N	93.6	93.6	93.6
		Prosthodontists	1 in 60 miles or 60 mins	449	100.0	75	N	89.2	89.2	89.2
		Prosthodontists	1 in 90 miles or 90 mins	237	52.8	100	N	93.6	93.6	93.6
		Pedodontists	1 in 60 miles or 60 mins	426	94.9	75	N	70.4	71.3	71.4
Scott, IA	13,876	Endodontists	1 in 60 miles or 60 mins	203	1.5	75	Y	61.9	61.9	61.9
		Oral Surgeons	1 in 60 miles or 60 mins	200	1.4	75	Y	61.8	61.8	61.8
		Orthodontists	1 in 60 miles or 60 mins	200	1.4	75	Y	61.8	61.8	61.9
		Periodontists	1 in 60 miles or 60 mins	200	1.4	75	Y	61.8	61.9	61.9
		Prosthodontists	1 in 60 miles or 60 mins	200	1.4	75	Y	61.8	61.8	61.9
Sioux, IA	1,586	Endodontists	1 in 60 miles or 60 mins	1,586	100.0	75	N	125.9	125.9	125.9
		Endodontists	1 in 90 miles or 90 mins	1,586	100.0	100	N	125.9	125.9	125.9
		Periodontists	1 in 60 miles or 60 mins	1,586	100.0	75	N	125.9	125.9	125.9
		Periodontists	1 in 90 miles or 90 mins	1,586	100.0	100	N	125.9	125.9	125.9
		Prosthodontists	1 in 60 miles or 60 mins	1,586	100.0	75	N	125.9	125.9	125.9
		Prosthodontists	1 in 90 miles or 90 mins	1,586	100.0	100	N	125.9	125.9	125.9
Story, IA	3,491	Endodontists	1 in 60 miles or 60 mins	3,491	100.0	75	N	99.5	108.3	108.3
		Endodontists	1 in 90 miles or 90 mins	3,273	93.8	100	N	100.3	109.1	109.1
		Periodontists	1 in 60 miles or 60 mins	3,491	100.0	75	N	80.8	108.3	108.3
		Periodontists	1 in 90 miles or 90 mins	54	1.5	100	N	91.5	110.5	110.5
		Prosthodontists	1 in 60 miles or 60 mins	3,491	100.0	75	N	108.3	108.3	108.3

Access Detail by County

April 13, 2025

Access Analysis

All Access

DWP Member / Provider Groups

DWP Members

Primary Care Dentist

Endodontists

Endodontists

Oral Surgeons

Oral Surgeons

Orthodontists

Orthodontists

Periodontists

Periodontists

Prosthodontists

Prosthodontists

Pedodontists

Pedodontists

DWP Members Without Access										
County	DWP Member	Provider		Without Access		Access Requirements		Average Distance		
	#	Group	Standard	#	%	Req %	Met	1	2	3
Story, IA	3,491	Prosthodontists	1 in 90 miles or 90 mins	3,490	99.9	100	N	108.3	108.3	108.3
Tama, IA	1,194	Periodontists	1 in 60 miles or 60 mins	380	31.8	75	N	63.3	63.5	63.5
		Prosthodontists	1 in 60 miles or 60 mins	380	31.8	75	N	63.5	63.5	63.5
Taylor, IA	398	Primary Care Dentist	1 in 30 miles or 30 mins	4	1.0	100	N	31.4	31.4	31.9
		Endodontists	1 in 60 miles or 60 mins	398	100.0	75	N	76.1	77.1	77.1
		Oral Surgeons	1 in 60 miles or 60 mins	398	100.0	75	N	71.0	71.0	71.0
		Orthodontists	1 in 60 miles or 60 mins	392	98.5	75	N	66.2	71.1	71.9
		Periodontists	1 in 60 miles or 60 mins	398	100.0	75	N	77.1	77.1	77.1
		Prosthodontists	1 in 60 miles or 60 mins	398	100.0	75	N	77.1	77.1	77.1
		Pedodontists	1 in 60 miles or 60 mins	392	98.5	75	N	67.1	67.2	67.2
Union, IA	864	Endodontists	1 in 60 miles or 60 mins	864	100.0	75	N	84.9	85.7	85.7
		Endodontists	1 in 90 miles or 90 mins	161	18.6	100	N	93.9	94.7	94.7
		Periodontists	1 in 60 miles or 60 mins	864	100.0	75	N	85.7	85.7	85.7
		Periodontists	1 in 90 miles or 90 mins	163	18.9	100	N	94.7	94.7	94.7
		Prosthodontists	1 in 60 miles or 60 mins	864	100.0	75	N	85.7	85.7	85.7
		Prosthodontists	1 in 90 miles or 90 mins	163	18.9	100	N	94.7	94.7	94.7
Van Buren, IA	380	Primary Care Dentist	1 in 30 miles or 30 mins	70	18.4	100	N	31.2	31.2	31.5
		Endodontists	1 in 60 miles or 60 mins	293	77.1	75	N	68.2	68.2	68.2
		Oral Surgeons	1 in 60 miles or 60 mins	293	77.1	75	N	68.2	68.2	68.2
		Orthodontists	1 in 60 miles or 60 mins	293	77.1	75	N	68.2	68.2	68.2
		Periodontists	1 in 60 miles or 60 mins	293	77.1	75	N	68.2	68.2	68.2
		Prosthodontists	1 in 60 miles or 60 mins	293	77.1	75	N	68.2	68.2	68.2
Wapello, IA	3,825	Endodontists	1 in 60 miles or 60 mins	3,706	96.9	75	N	63.6	63.6	63.6
		Oral Surgeons	1 in 60 miles or 60 mins	3,696	96.6	75	N	63.4	63.4	63.4
		Orthodontists	1 in 60 miles or 60 mins	3,591	93.9	75	N	63.1	63.5	63.5
		Periodontists	1 in 60 miles or 60 mins	3,706	96.9	75	N	63.6	63.6	63.6
		Prosthodontists	1 in 60 miles or 60 mins	3,706	96.9	75	N	63.6	63.6	63.6
Warren, IA	2,185	Endodontists	1 in 60 miles or 60 mins	2,185	100.0	75	N	107.0	107.2	107.2
		Endodontists	1 in 90 miles or 90 mins	2,185	100.0	100	N	107.0	107.2	107.2
		Periodontists	1 in 60 miles or 60 mins	2,185	100.0	75	N	107.2	107.2	107.2
		Periodontists	1 in 90 miles or 90 mins	2,185	100.0	100	N	107.2	107.2	107.2
		Prosthodontists	1 in 60 miles or 60 mins	2,185	100.0	75	N	107.2	107.2	107.2
		Prosthodontists	1 in 90 miles or 90 mins	2,185	100.0	100	N	107.2	107.2	107.2
Wayne, IA	389	Endodontists	1 in 60 miles or 60 mins	389	100.0	75	N	112.9	112.9	112.9
		Endodontists	1 in 90 miles or 90 mins	389	100.0	100	N	112.9	112.9	112.9
		Oral Surgeons	1 in 60 miles or 60 mins	313	80.5	75	N	68.5	68.5	68.5
		Periodontists	1 in 60 miles or 60 mins	389	100.0	75	N	112.9	112.9	112.9
		Periodontists	1 in 90 miles or 90 mins	389	100.0	100	N	112.9	112.9	112.9
		Prosthodontists	1 in 60 miles or 60 mins	389	100.0	75	N	112.9	112.9	112.9
		Prosthodontists	1 in 90 miles or 90 mins	389	100.0	100	N	112.9	112.9	112.9

Access Detail by County

April 13, 2025

Access Analysis

All Access

DWP Member / Provider Groups

DWP Members

Primary Care Dentist

Endodontists

Endodontists

Oral Surgeons

Oral Surgeons

Orthodontists

Orthodontists

Periodontists

Periodontists

Prosthodontists

Prosthodontists

Pedodontists

Pedodontists

DWP Members Without Access										
County	DWP Member	Provider		Without Access		Access Requirements		Average Distance		
	#	Group	Standard	#	%	Req %	Met	1	2	3
Wayne, IA	389	Pedodontists	1 in 60 miles or 60 mins	44	11.3	75	Y	63.9	67.6	67.6
Webster, IA	2,950	Endodontists	1 in 60 miles or 60 mins	2,950	100.0	75	N	123.2	123.3	123.3
		Endodontists	1 in 90 miles or 90 mins	2,950	100.0	100	N	123.2	123.3	123.3
		Oral Surgeons	1 in 60 miles or 60 mins	2	0.1	75	Y	62.0	62.8	62.8
		Periodontists	1 in 60 miles or 60 mins	2,929	99.3	75	N	68.3	123.2	123.2
		Prosthodontists	1 in 60 miles or 60 mins	2,950	100.0	75	N	123.3	123.3	123.3
		Prosthodontists	1 in 90 miles or 90 mins	2,950	100.0	100	N	123.3	123.3	123.3
Winnebago, IA	549	Endodontists	1 in 60 miles or 60 mins	549	100.0	75	N	136.3	157.4	157.4
		Endodontists	1 in 90 miles or 90 mins	549	100.0	100	N	136.3	157.4	157.4
		Oral Surgeons	1 in 60 miles or 60 mins	549	100.0	75	N	77.1	86.7	94.6
		Orthodontists	1 in 60 miles or 60 mins	499	90.9	75	N	75.2	76.5	76.5
		Prosthodontists	1 in 60 miles or 60 mins	549	100.0	75	N	157.4	157.4	157.4
		Prosthodontists	1 in 90 miles or 90 mins	549	100.0	100	N	157.4	157.4	157.4
Winneshiek, IA	386	Primary Care Dentist	1 in 30 miles or 30 mins	18	4.7	100	N	34.0	34.2	34.2
		Endodontists	1 in 60 miles or 60 mins	386	100.0	75	N	87.9	112.4	112.4
		Endodontists	1 in 90 miles or 90 mins	103	26.7	100	N	93.6	118.1	118.1
		Oral Surgeons	1 in 60 miles or 60 mins	283	73.3	75	N	65.5	96.3	96.3
		Orthodontists	1 in 60 miles or 60 mins	262	67.9	75	N	64.2	87.3	87.3
		Periodontists	1 in 60 miles or 60 mins	375	97.2	75	N	71.4	112.3	112.3
		Prosthodontists	1 in 60 miles or 60 mins	386	100.0	75	N	112.4	112.4	112.4
		Prosthodontists	1 in 90 miles or 90 mins	386	100.0	100	N	112.4	112.4	112.4
Woodbury, IA	11,951	Primary Care Dentist	1 in 30 miles or 30 mins	71	0.6	100	N	31.5	31.5	33.3
		Endodontists	1 in 60 miles or 60 mins	11,951	100.0	75	N	87.4	87.4	87.4
		Endodontists	1 in 90 miles or 90 mins	1,548	13.0	100	N	90.5	90.5	90.5
		Orthodontists	1 in 60 miles or 60 mins	119	1.0	75	Y	61.0	61.0	65.5
		Periodontists	1 in 60 miles or 60 mins	11,951	100.0	75	N	87.4	87.4	87.4
		Periodontists	1 in 90 miles or 90 mins	1,548	13.0	100	N	90.5	90.5	90.5
		Prosthodontists	1 in 60 miles or 60 mins	11,951	100.0	75	N	87.4	87.4	87.4
		Prosthodontists	1 in 90 miles or 90 mins	1,548	13.0	100	N	90.5	90.5	90.5
Worth, IA	361	Endodontists	1 in 60 miles or 60 mins	361	100.0	75	N	123.1	145.6	145.6
		Endodontists	1 in 90 miles or 90 mins	361	100.0	100	N	123.1	145.6	145.6
		Oral Surgeons	1 in 60 miles or 60 mins	361	100.0	75	N	76.8	97.2	110.1
		Orthodontists	1 in 60 miles or 60 mins	358	99.2	75	N	70.9	93.8	95.0
		Prosthodontists	1 in 60 miles or 60 mins	361	100.0	75	N	145.6	145.6	145.6
		Prosthodontists	1 in 90 miles or 90 mins	361	100.0	100	N	145.6	145.6	145.6
Wright, IA	918	Endodontists	1 in 60 miles or 60 mins	918	100.0	75	N	119.1	135.6	135.6
		Endodontists	1 in 90 miles or 90 mins	918	100.0	100	N	119.1	135.6	135.6
		Oral Surgeons	1 in 60 miles or 60 mins	909	99.0	75	N	67.7	73.6	75.3
		Orthodontists	1 in 60 miles or 60 mins	861	93.8	75	N	65.3	68.5	69.1
		Prosthodontists	1 in 60 miles or 60 mins	918	100.0	75	N	135.6	135.6	135.6

April 13, 2025

Access Analysis

- All Access

DWP Member / Provider Groups

- DWP Members
 - Primary Care Dentist
 - Endodontists
 - Endodontists
 - Oral Surgeons
 - Oral Surgeons
 - Orthodontists
 - Orthodontists
 - Periodontists
 - Periodontists
 - Prosthodontists
 - Prosthodontists
 - Pedodontists
 - Pedodontists

[illegible]