



B-11. Exceptions Provider Maps

PAHP: Managed Care of North America (MCNA)

Product: All Dental

Reporting Period: SFY2025 Q4

Date Prepared: 07/30/2025.



Table of Contents

Contents

Contents

Table of Contents	2
Table 1: Primary Care Providers (Dentist) Access Standards Section	3
Table 2: Endodontist Access Standards Section	4
Table 2A Map – Endodontist – MCNA DWP – Less than [100%] Standard	5
Table 3: Oral Surgeon Access Standards Section	6
Table 4: Pedodontist Access Standards Section	7
Table 5: Orthodontist Access Standards Section	8
Table 6: Periodontist Access Standards Section	9
Table 6A Map – Periodontist – MCNA DWP – Less than [100%] Standard	10
Table 7: Prosthodontist Access Standards Section	11
Table 7A Map – Prosthodontics – MCNA DWP – Less than [100%] Standard	12



Table 1: Primary Care Providers (Dentist) Access Standards Section

The table displays the percentage of members within the contract standards for Primary Care Dentist and if the contract standard was met (Y/N). This count of Primary Care Dentists includes General Dentists as well as Pediatric Dentists. The contract standard is 100% with access within 30 minutes or 30 miles from personal residence. Percentages marked in red did not meet contract standards.

Provider Type	Time/Distance Standard	Provider Count	Members with Access	Percentage with Access	Standard Met (Y / N)	Avg Distance (Miles)
PCP – Primary Care Providers (Dentist)	30 Minutes or 30 Miles	809	192,851	100%	Y	5.6

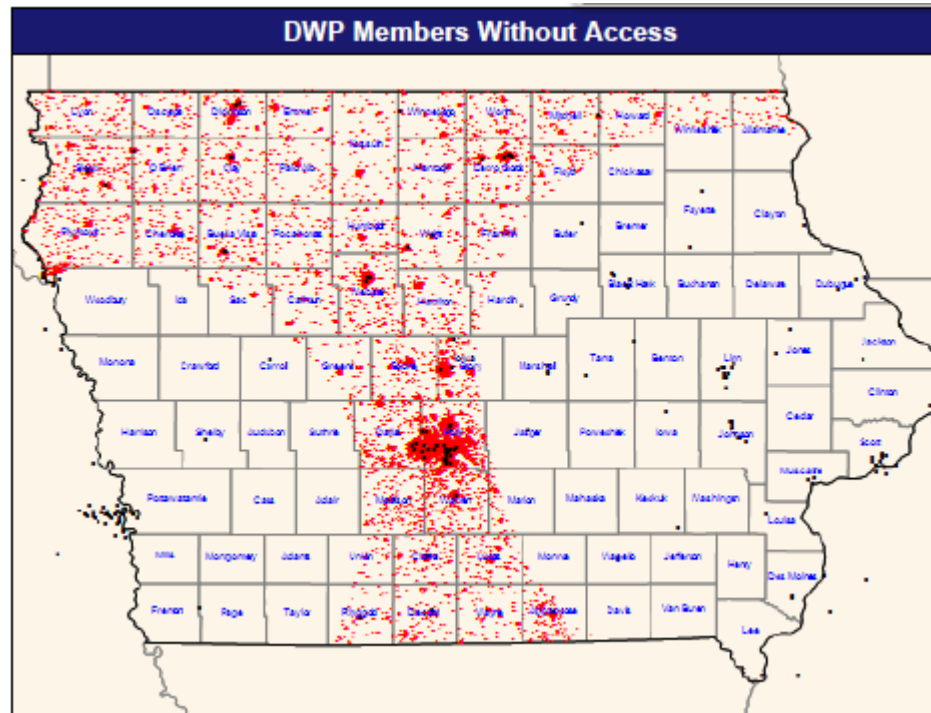


Table 2: Endodontist Access Standards Section

Table displays the percentage of members within the contract standards for Endodontists and if the contract standard was met (Y/N). The contract standard is 60 minutes or miles for 75% of Population 90 minutes or miles for 100% of Population. Percentages marked in red did not meet contract standards.

Provider Type	Time/Distance Standard	Provider Count	Members with Access	Percentage with Access	Standard Met (Y / N)	Avg Distance (Miles)
Endodontist	60 Minutes or 60 Miles	12	78,034	40.5 %	N	69.7
Endodontist	90 Minutes or 90 Miles	12	121,613	63.1 %	N	69.7

Table 2A Map – Endodontist – MCNA DWP – Less than [100%] Standard



- 36.9 % Without Access (71,238 Members) ; Members – 63.1 % With Access (121,613 Members)
- 12 Contracted Endodontist



Table 3: Oral Surgeon Access Standards Section

The table displays the percentage of members within the contract standards for Oral Surgeon and if the contract standard was met (Y/N). The contract standard is 60 minutes or miles for 75% of Population 90 minutes or miles for 100% of Population. Percentages marked in red did not meet contract standards.

Provider Type	Time/Distance Standard	Provider Count	Members with Access	Percentage with Access	Standard Met (Y / N)	Avg Distance (Miles)
Oral Surgeon	60 Minutes or 60 Miles	74	167,219	86.7 %	Y	27.1
Oral Surgeon	90 Minutes or 90 Miles	74	192,851	100.%	Y	27.1



Table 4: Pedodontist Access Standards Section

The table displays the percentage of members within the contract standards for and if the contract standard was met (Y/N). The contract standard is 60 minutes or miles for 75% of Population 90 minutes or miles for 100% of Population. Percentages marked in red did not meet contract standards.

Provider Type	Time/Distance Standard	Provider Count	Members with Access	Percentage with Access	Standard Met (Y / N)	Avg Distance (Miles)
Pedodontist	60 Minutes or 60 Miles	122	191,129	99.1%	Y	12.7
Pedodontist	90 Minutes or 90 Miles	122	192,851	100.0%	Y	12.7



Table 5: Orthodontist Access Standards Section

Table displays the percentage of members within the contract standards for Orthodontists and if the contract standard was met (Y/N). The contract standard is 60 minutes or miles for 75% of Population 90 minutes or miles for 100% of Population. Percentages marked in red did not meet contract standards.

Provider Type	Time/Distance Standard	Provider Count	Members with Access	Percentage with Access	Standard Met (Y / N)	Avg Distance (Miles)
Orthodontist	60 Minutes or 60 Miles	52	181,443	94.1%	Y	27.2
Orthodontist	90 Minutes or 90 Miles	52	192,851	100%	Y	27.2

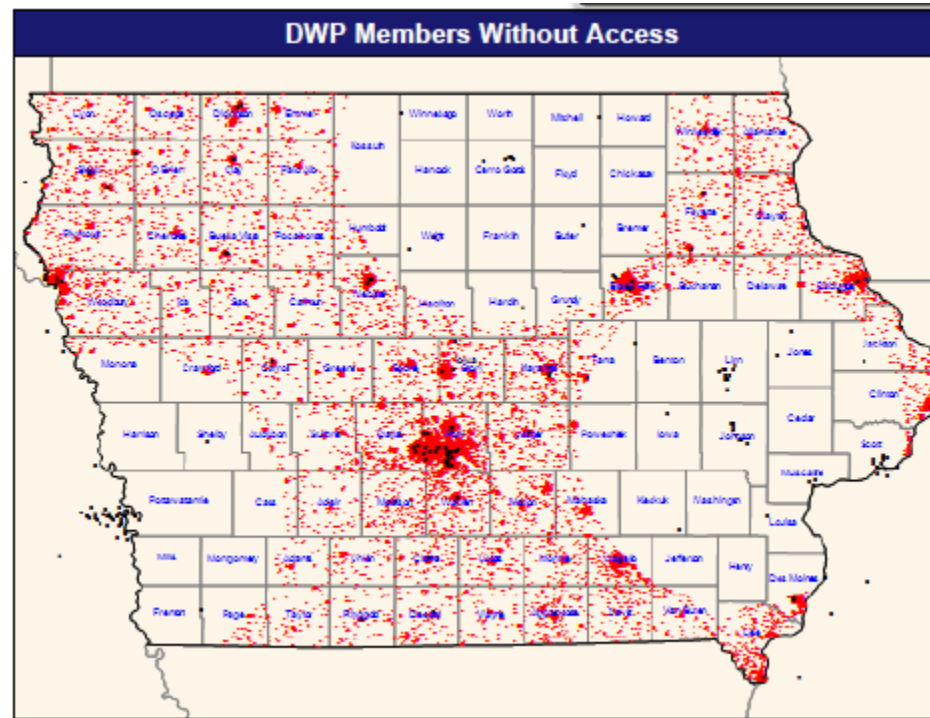


Table 6: Periodontist Access Standards Section

Table displays the percentage of members within the contract standards for Periodontists and if the contract standard was met (Y/N). The contract standard is 60 minutes or miles for 75% of Population 90 minutes or miles for 100% of Population. Percentages marked in red did not meet contract standards.

Provider Type	Time/Distance Standard	Provider Count	Members with Access	Percentage with Access	Standard Met (Y / N)	Avg Distance (Miles)
Periodontist	60 Minutes or 60 Miles	14	77,310	40.1 %	N	66.8
Periodontist	90 Minutes or 90 Miles	14	140,308	72.8 %	N	66.8

Table 6A Map – Periodontist – MCNA DWP – Less than [100%] Standard



● 27.2 % Without Access (52,543); Members 72.8 % With Access (140,308 Members)

● 14 Contracted Periodontist

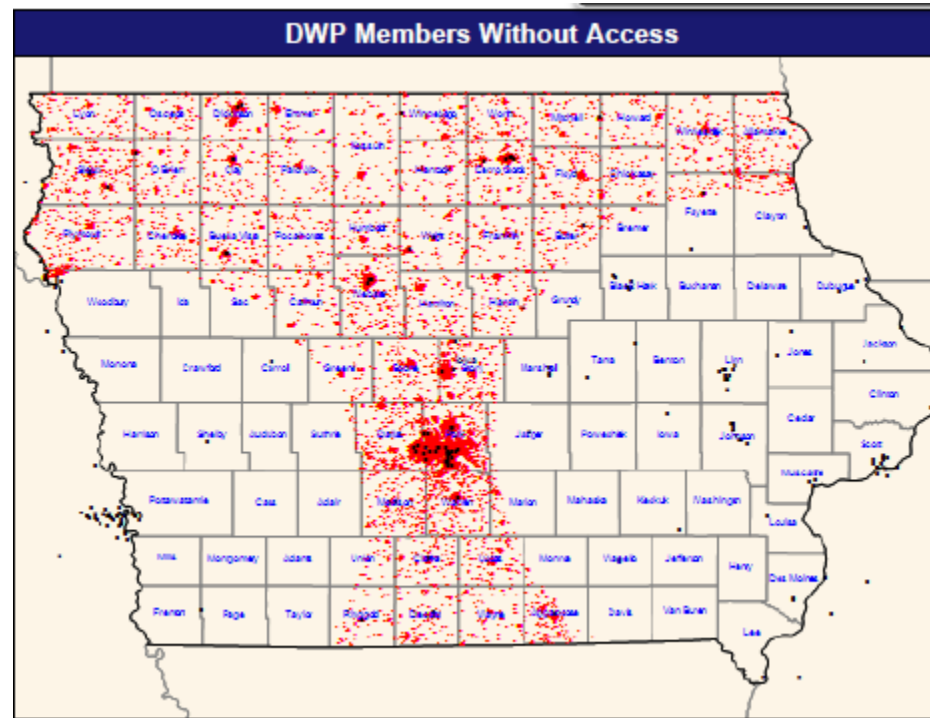


Table 7: Prosthodontist Access Standards Section

Table displays the percentage of members within the contract standards for Prosthodontists Dentist and if the contract standard was met (Y/N). The contract standard is 60 minutes or miles for 75% of Population 90 minutes or miles for 100% of Population. Percentages marked in red did not meet contract standards.

Provider Type	Time/Distance Standard	Provider Count	Members with Access	Percentage with Access	Standard Met (Y / N)	Avg Distance (Miles)
Prosthodontics	60 Minutes or 60 Miles	18	65,152	33.8%	N	75.1
Prosthodontics	90 Minutes or 90 Miles	18	118,055	61.2 %	N	75.1

Table 7A Map – Prosthodontics – MCNA DWP – Less than [100%] Standard



- 38.8 % Without Access (74,796); Members 61.2 % With Access (118,055 Members)
- 18 Contracted Prosthodontist