

Iowa Total Care

Managed Care Network Geographic Access Reports

Reporting Period: SFY2026 Q1 October Run

Date Prepared: 10/14/2025

Index

Iowa Total Care	1
Managed Care Network Geographic Access Reports	1
Reporting Period: SFY2026 Q1 October Run	1
Date Prepared: 10/14/2025.....	1
Table 1: Provider Category - Primary Care Provider	4
Table 2: Provider Category – Specialty Care	5
Table 3: Provider Category – Behavioral Health	11
Table 4: Provider Category – Hospital	12
Table 5: Provider Category – Other Services	13
Table 6: Provider Category – Long-Term Care Services	14
Table 1A Map: Waiver - Brain Injury – Adult Day Care – Urban - 30 minutes or miles: Less than 100% standard	19
Table 1B Map: Waiver – Brain Injury – Interim Medical Monitoring and Treatment (IMMT) – Urban - 30 minutes or miles: Less than 100% standard	20
Table 1C Map: Waiver – Brain Injury – Interim Medical Monitoring and Treatment (IMMT) – Rural - 60 minutes or miles: Less than 100% standard	21
Table 1D Map: Waiver – Brain Injury Prevocational Services – Urban - 30 minutes or miles: Less than 100% standard	22
Table 1E Map: Waiver – Brain Injury – Respite – Urban - 30 minutes or miles: Less than 100% standard	23
Table 1F Map: Waiver – Brain Injury – Supported Employment – Urban - 30 minutes or miles: Less than 100% standard	24
Table 1G Map: Waiver – Children’s Mental Health (CMH) – Respite – Urban - 30 minutes or miles: Less than 100% standard	25
Table 1H Map: Waiver – Children’s Mental Health (CMH) – Respite – Rural- 60 minutes or miles: Less than 100% standard	26
Table 1I Map: Waiver – Elderly – Respite – Urban - 30 minutes or miles: Less than 100% standard	27
Table 1J Map: Waiver – Habilitation – Day Habilitation – Urban - 30 minutes or miles: Less than 100% standard	28
Table 1K Map: Waiver – Habilitation – Prevocational Services – Urban - 30 minutes or miles: Less than 100% standard	29
Table 1L Map: Waiver – Habilitation – Supported Employment– Urban - 30 minutes or miles: Less than 100% standard	30

Table 1M Map: Waiver – Health & Disability – Adult Day Care - Urban - 30 minutes or miles: Less than 100% standard	31
Table 1N Map: Waiver – Health & Disability – IMMT – Urban - 30 minutes or miles: Less than 100% standard	32
Table 1O Map: Waiver – Health & Disability – IMMT – Rural - 60 minutes or miles: Less than 100% standard	33
Table 1P Map: Waiver – Health and Disability –Respite – Urban - 30 minutes or miles: Less than 100% standard	34
Table 1Q Map: Waiver – ICF/ID – Urban - 30 minutes or miles: Less than 100% standard.....	35
Table 1R Map: Waiver – Intellectual Disability – Day Habilitation – Urban - 30 minutes or miles: Less than 100% standard	36
Table 1S Map: Waiver – Intellectual Disability – Interim Medical Monitoring and Treatment (IMMT) – Urban - 30 minutes or miles: Less than 100% standard	37
Table 1T Map: Waiver – Intellectual Disability – Prevocational Services – Urban - 30 minutes or miles: Less than 100% standard.....	38
Table 1U Map: Waiver – Intellectual Disability – Respite – Urban - 30 minutes or miles: Less than 100% standard	39
Table 1V Map: Waiver – Intellectual Disability – Supported Employment – Urban - 30 minutes or miles: Less than 100% standard.....	40
Table 1W Map: Waiver – Intellectual Disability – Transportation – Urban - 30 minutes or miles: Less than 100% standard	41

Table 1: Provider Category - Primary Care Provider

Table displays the percentage of members within the contract standards for Adult [all adults 19 years or older] and Pediatric [all children with age 0 to 18] PCP providers and whether or not the contract standard was met (Y/N). The contract standard is have access within 30 minutes or miles from their personal residence for 100% of population. Percentages marked in **red** did not meet contract standards.

Provider Category	Provider Type	Time/Distance Standard	Iowa Provider Count	Out of State Provider Count	Total Provider Count	Total Member Count	% with Access	Standard Met Y/N	Avg Distance (Miles)
Primary Care Provider	Adult - PCP	30 minutes or miles	9,096	6,852	15,948	105,484	100%	Y	2.1
Primary Care Provider	Pediatric - PCP	30 minutes or miles	9,666	7,733	17,399	105,890	100%	Y	2.3

Table 2: Provider Category – Specialty Care

Table displays the percentage of members within the contract standards for Specialty Care Adult [all adults 19 years or older] and Pediatric [all children with age 0 to 18], OB/GYN [all females with age 12 or older], and Neonatology [all newborns with age less than 1] providers and whether or not the contract standard was met (Y/N). The contract standard is have access within 60 minutes or miles for 75% of population, and 90 minutes or miles for 99.5% of population from their personal residence. Percentages marked in **red** did not meet contract standards.

Provider Category	Provider Type	Time/ Distance Standard	Iowa Provider Count	Out of State Provider Count	Total Providers Count	Total Member Count	% with Access	Standard Met Y/N	Avg Distance (Miles)
Specialty Care	Allergy - Adult	60 minutes or miles	118	135	253	95,054	99.9%	Y	13.1
Specialty Care	Allergy - Adult	90 minutes or miles	118	135	253	95,054	100.0%	Y	13.1
Specialty Care	Cardiology - Adult	60 minutes or miles	1,820	1,477	3,297	95,054	100.0%	Y	5.4
Specialty Care	Cardiology - Adult	90 minutes or miles	1,820	1,477	3,297	95,054	100.0%	Y	5.4
Specialty Care	Dermatology - Adult	60 minutes or miles	244	209	453	95,054	100.0%	Y	9.0
Specialty Care	Dermatology - Adult	90 minutes or miles	244	209	453	95,054	100.0%	Y	9.0
Specialty Care	Endocrinology - Adult	60 minutes or miles	111	150	261	95,054	99.5%	Y	12.4
Specialty Care	Endocrinology - Adult	90 minutes or miles	111	150	261	95,054	100.0%	Y	12.4
Specialty Care	Gastroenterology - Adult	60 minutes or miles	272	357	629	95,054	99.9%	Y	9.0
Specialty Care	Gastroenterology - Adult	90 minutes or miles	272	357	629	95,054	100.0%	Y	9.0
Specialty Care	General Surgery - Adult	60 minutes or miles	1,030	1,063	2,093	95,054	100.0%	Y	4.7
Specialty Care	General Surgery - Adult	90 minutes or miles	1,030	1,063	2,093	95,054	100.0%	Y	4.7
Specialty Care	Hematology - Adult	60 minutes or miles	419	486	905	95,054	100.0%	Y	7.7

Provider Category	Provider Type	Time/ Distance Standard	Iowa Provider Count	Out of State Provider Count	Total Providers Count	Total Member Count	% with Access	Standard Met Y/N	Avg Distance (Miles)
Specialty Care	Hematology - Adult	90 minutes or miles	419	486	905	95,054	100.0%	Y	7.7
Specialty Care	Nephrology - Adult	60 minutes or miles	223	277	500	95,054	100.0%	Y	8.9
Specialty Care	Nephrology - Adult	90 minutes or miles	223	277	500	95,054	100.0%	Y	8.9
Specialty Care	Neurology - Adult	60 minutes or miles	515	759	1,274	95,054	100.0%	Y	8.7
Specialty Care	Neurology - Adult	90 minutes or miles	515	759	1,274	95,054	100.0%	Y	8.7
Specialty Care	Neurosurgery - Adult	60 minutes or miles	131	369	500	95,054	99.9%	Y	12.0
Specialty Care	Neurosurgery - Adult	90 minutes or miles	131	369	500	95,054	100.0%	Y	12.0
Specialty Care	Obstetrics and Gynecology - Adult	60 minutes or miles	1,363	1,560	2,923	74,307	100.0%	Y	5.2
Specialty Care	Obstetrics and Gynecology - Adult	90 minutes or miles	1,363	1,560	2,923	74,307	100.0%	Y	5.2
Specialty Care	Occupational Therapy - Adult	60 minutes or miles	696	322	1,018	95,054	100.0%	Y	7.9
Specialty Care	Occupational Therapy - Adult	90 minutes or miles	696	322	1,018	95,054	100.0%	Y	7.9
Specialty Care	Oncology - Adult	60 minutes or miles	559	561	1,120	95,054	100.0%	Y	7.7
Specialty Care	Oncology - Adult	90 minutes or miles	559	561	1,120	95,054	100.0%	Y	7.7
Specialty Care	Ophthalmology - Adult	60 minutes or miles	289	251	540	95,054	99.9%	Y	9.4
Specialty Care	Ophthalmology - Adult	90 minutes or miles	289	251	540	95,054	100.0%	Y	9.4
Specialty Care	Orthopaedic - Adult	60 minutes or miles	892	1,005	1,897	95,054	100.0%	Y	5.0

Provider Category	Provider Type	Time/ Distance Standard	Iowa Provider Count	Out of State Provider Count	Total Providers Count	Total Member Count	% with Access	Standard Met Y/N	Avg Distance (Miles)
Specialty Care	Orthopaedic - Adult	90 minutes or miles	892	1,005	1,897	95,054	100.0%	Y	5.0
Specialty Care	Otolaryngology - Adult	60 minutes or miles	336	399	735	95,054	100.0%	Y	6.7
Specialty Care	Otolaryngology - Adult	90 minutes or miles	336	399	735	95,054	100.0%	Y	6.7
Specialty Care	Pathology - Adult	60 minutes or miles	553	638	1,191	95,054	99.8%	Y	11.0
Specialty Care	Pathology - Adult	90 minutes or miles	553	638	1,191	95,054	100.0%	Y	11.0
Specialty Care	Physical Therapy - Adult	60 minutes or miles	2,797	862	3,659	95,054	100.0%	Y	4.1
Specialty Care	Physical Therapy - Adult	90 minutes or miles	2,797	862	3,659	95,054	100.0%	Y	4.1
Specialty Care	Psychiatry - Adult	60 minutes or miles	900	786	1,686	95,054	100.0%	Y	5.2
Specialty Care	Psychiatry - Adult	90 minutes or miles	900	786	1,686	95,054	100.0%	Y	5.2
Specialty Care	Pulmonology - Adult	60 minutes or miles	416	473	889	95,054	100.0%	Y	7.4
Specialty Care	Pulmonology - Adult	90 minutes or miles	416	473	889	95,054	100.0%	Y	7.4
Specialty Care	Radiology - Adult	60 minutes or miles	2,397	3,258	5,655	95,054	100.0%	Y	7.5
Specialty Care	Radiology - Adult	90 minutes or miles	2,397	3,258	5,655	95,054	100.0%	Y	7.5
Specialty Care	Reconstructive Surgery - Adult	60 minutes or miles	95	164	259	95,054	96.2%	Y	17.3
Specialty Care	Reconstructive Surgery - Adult	90 minutes or miles	95	164	259	95,054	100.0%	Y	17.3
Specialty Care	Rheumatology - Adult	60 minutes or miles	94	139	233	95,054	99.9%	Y	14.1

Provider Category	Provider Type	Time/ Distance Standard	Iowa Provider Count	Out of State Provider Count	Total Providers Count	Total Member Count	% with Access	Standard Met Y/N	Avg Distance (Miles)
Specialty Care	Rheumatology - Adult	90 minutes or miles	94	139	233	95,054	100.0%	Y	14.1
Specialty Care	Speech Therapy - Adult	60 minutes or miles	470	288	758	95,054	99.9%	Y	9.4
Specialty Care	Speech Therapy - Adult	90 minutes or miles	470	288	758	95,054	100.0%	Y	9.4
Specialty Care	Urology - Adult	60 minutes or miles	322	227	549	95,054	100.0%	Y	7.9
Specialty Care	Urology - Adult	90 minutes or miles	322	227	549	95,054	100.0%	Y	7.9
Specialty Care	Allergy - Pediatric	60 minutes or miles	117	133	250	105,888	99.9%	Y	14.1
Specialty Care	Allergy - Pediatric	90 minutes or miles	117	133	250	105,888	100.0%	Y	14.1
Specialty Care	Cardiology - Pediatric	60 minutes or miles	1,893	1,634	3,527	105,888	100.0%	Y	5.9
Specialty Care	Cardiology - Pediatric	90 minutes or miles	1,893	1,634	3,527	105,888	100.0%	Y	5.9
Specialty Care	Dermatology - Pediatric	60 minutes or miles	254	251	505	105,888	100.0%	Y	8.6
Specialty Care	Dermatology - Pediatric	90 minutes or miles	254	251	505	105,888	100.0%	Y	8.6
Specialty Care	Endocrinology - Pediatric	60 minutes or miles	141	206	347	105,888	99.4%	Y	12.9
Specialty Care	Endocrinology - Pediatric	90 minutes or miles	141	206	347	105,888	100.0%	Y	12.9
Specialty Care	Gastroenterolo gy - Pediatric	60 minutes or miles	297	430	727	105,888	99.9%	Y	9.5
Specialty Care	Gastroenterolo gy - Pediatric	90 minutes or miles	297	430	727	105,888	100.0%	Y	9.5
Specialty Care	General Surgery - Pediatric	60 minutes or miles	1,042	1,128	2,170	105,888	100.0%	Y	5.1

Provider Category	Provider Type	Time/ Distance Standard	Iowa Provider Count	Out of State Provider Count	Total Providers Count	Total Member Count	% with Access	Standard Met Y/N	Avg Distance (Miles)
Specialty Care	General Surgery - Pediatric	90 minutes or miles	1,042	1,128	2,170	105,888	100.0%	Y	5.1
Specialty Care	Hematology - Pediatric	60 minutes or miles	438	540	978	105,888	100.0%	Y	8.6
Specialty Care	Hematology - Pediatric	90 minutes or miles	438	540	978	105,888	100.0%	Y	8.6
Specialty Care	Neonatology - Pediatric	60 minutes or miles	373	442	815	5,825	98.9%	Y	14.1
Specialty Care	Neonatology - Pediatric	90 minutes or miles	373	442	815	5,825	100.0%	Y	14.1
Specialty Care	Nephrology - Pediatric	60 minutes or miles	234	292	526	105,888	100.0%	Y	9.4
Specialty Care	Nephrology - Pediatric	90 minutes or miles	234	292	526	105,888	100.0%	Y	9.4
Specialty Care	Neurology - Pediatric	60 minutes or miles	669	886	1,555	105,888	100.0%	Y	8.6
Specialty Care	Neurology - Pediatric	90 minutes or miles	669	886	1,555	105,888	100.0%	Y	8.6
Specialty Care	Oncology - Pediatric	60 minutes or miles	572	617	1,189	105,888	100.0%	Y	8.6
Specialty Care	Oncology - Pediatric	90 minutes or miles	572	617	1,189	105,888	100.0%	Y	8.6
Specialty Care	Ophthalmology - Pediatric	60 minutes or miles	253	236	489	105,888	99.9%	Y	10.2
Specialty Care	Ophthalmology - Pediatric	90 minutes or miles	253	236	489	105,888	100.0%	Y	10.2
Specialty Care	Orthopedics - Pediatric	60 minutes or miles	883	976	1,859	105,888	100.0%	Y	5.4
Specialty Care	Orthopedics - Pediatric	90 minutes or miles	883	976	1,859	105,888	100.0%	Y	5.4
Specialty Care	Otolaryngology - Pediatric	60 minutes or miles	325	394	719	105,888	100.0%	Y	7.3

Provider Category	Provider Type	Time/ Distance Standard	Iowa Provider Count	Out of State Provider Count	Total Providers Count	Total Member Count	% with Access	Standard Met Y/N	Avg Distance (Miles)
Specialty Care	Otolaryngology - Pediatric	90 minutes or miles	325	394	719	105,888	100.0%	Y	7.3
Specialty Care	Pulmonology - Pediatric	60 minutes or miles	426	527	953	105,888	100.0%	Y	8.1
Specialty Care	Pulmonology - Pediatric	90 minutes or miles	426	527	953	105,888	100.0%	Y	8.1
Specialty Care	Rheumatology - Pediatric	60 minutes or miles	97	155	252	105,888	99.9%	Y	15.2
Specialty Care	Rheumatology - Pediatric	90 minutes or miles	97	155	252	105,888	100.0%	Y	15.2
Specialty Care	Urology - Pediatric	60 minutes or miles	319	252	571	105,888	100.0%	Y	8.4
Specialty Care	Urology - Pediatric	90 minutes or miles	319	252	571	105,888	100.0%	Y	8.4

Table 3: Provider Category – Behavioral Health

Table displays the percentage of all members [all age groups] within the contract standards for Behavioral Health providers and whether or not the contract standard was met (Y/N). The contract standard is have access within 30 minutes or miles, 60 minutes or miles for Urban counties, and 90 minutes or miles for Rural counties from their personal residence for 100% of population. Zip codes with population lesser than 1,000 per square mile are classified as Rural and zip codes with a population of 1,000 or higher per square mile are classified as Urban. Percentages marked in **red** did not meet contract standards.

Provider Category	Provider Type	Time/Distance Standard	Iowa Provider Count	Out of State Provider Count	Providers Count	Total Member Count	% with Access	Standard Met Y/N	Avg Distance (Miles)
Behavioral Health	Behavioral Health - Outpatient	30 minutes or miles - URBAN	8,760	4,608	13,368	211,374	100.0%	Y	2.3
Behavioral Health	Behavioral Health Inpatient - URBAN	60 minutes or miles - URBAN	47	34	81	127,825	100.0%	Y	6.6
Behavioral Health	Behavioral Health Inpatient - RURAL	90 minutes or miles - RURAL	47	34	81	83,549	100.0%	Y	25.1

Table 4: Provider Category – Hospital

Table displays the percentage of all members [all age groups] within the contract standards for Hospitals and whether or not the contract standard was met (Y/N). The contract standard is have access within 30 minutes or miles from their personal residence for 99.5% of population. Percentages marked in **red** did not meet contract standards.

Provider Category	Provider Type	Time/Distance Standard	Iowa Provider Count	Out of State Provider Count	Providers Count	Total Member Count	% with Access	Standard Met Y/N	Avg Distance (Miles)
Hospital	Hospital	30 minutes or miles	134	109	243	211,374	99.9%	Y	5.7

Table 5: Provider Category – Other Services

Table displays the percentage of all members [all age groups] within the contract standards for Other Services (General Optometry, Lab and X-Ray Services, and Pharmacies) providers and whether or not the contract standard was met (Y/N). The contract standard is have access within 30 minutes or miles from their personal residence for 100% of population. Percentages marked in **red** did not meet contract standards.

Provider Category	Provider Type	Time/Distance Standard	Iowa Provider Count	Out of State Provider Count	Providers Count	Total Member Count	% with Access	Standard Met Y/N	Avg Distance (Miles)
Other Services	General Optometry	30 minutes or miles	965	266	1,231	211,374	99.9%	Y	3.8
Other Services	Lab and X-ray Services	30 minutes or miles	168	273	441	211,374	99.9%	Y	5.3
Other Services	Pharmacies	30 minutes or miles	773	518	1,291	211,374	100.0%	Y	2.4

Table 6: Provider Category – Long-Term Care Services

Table displays the percentage of members [Waiver members are identified based on State designation of these members to waiver services] within the contract standards for Long-Term Care Services providers and whether or not the contract standard was met (Y/N). The contract standard is have access within 30 minutes or miles in Urban counties, and 60 minutes or miles for Rural counties from their personal residence for 100% of population. HCBS waiver services may be performed at the member's home, the provider's office, or both. All waiver services have a 2 provider per county standard; however time distance standards only apply to services where members must travel to the provider location. Zip codes with population lesser than 1,000 per square mile are classified as Rural and zip codes with a population of 1,000 or higher per square mile are classified as Urban. Percentages marked in **red** did not meet contract standards.

Provider Category	Provider Type	Time/Distance Standard	Iowa Provider Count	Out of State Provider Count	Providers Count	Total Member Count	% with Access	Standard Met Y/N	Avg Distance (Miles)
Long-Term Care Services	ICF/ID: Individuals with Intellectual Disabilities - URBAN	30 minutes or miles - URBAN	123	6	129	127,825	98.9%	N	5.0
Long-Term Care Services	ICF/ID: Individuals with Intellectual Disabilities - RURAL	60 minutes or miles - RURAL	123	6	129	83,549	100.0%	Y	16.9
Long-Term Care Services	ICF/SNF - Skilled Nursing Care Facility - URBAN	30 minutes or miles - URBAN	384	20	404	127,825	100.0%	Y	2.5
Long-Term Care Services	ICF/SNF - Skilled Nursing Care Facility - RURAL	60 minutes or miles - RURAL	384	20	404	83,549	100.0%	Y	4.4
Long-Term Care Services	AIDS/HIV: Adult Day Care- URBAN	30 minutes or miles - URBAN	46	1	47	1	100.0%	Y	0.5
Long-Term Care Services	AIDS/HIV: Adult Day Care- RURAL	60 minutes or miles - RURAL	46	1	47	-	#N/A	#N/A	#N/A
Long-Term Care Services	AIDS/HIV: Respite- URBAN	30 minutes or miles - URBAN	51	1	52	1	100.0%	Y	0.5
Long-Term Care Services	AIDS/HIV: Respite- RURAL	60 minutes or miles - RURAL	51	1	52	-	#N/A	#N/A	#N/A
Long-Term Care Services	BI: Adult Day Care- URBAN	30 minutes or miles - URBAN	95	3	98	123	99.2%	N	4.7

Provider Category	Provider Type	Time/Distance Standard	Iowa Provider Count	Out of State Provider Count	Providers Count	Total Member Count	% with Access	Standard Met Y/N	Avg Distance (Miles)
Long-Term Care Services	BI: Adult Day Care- RURAL	60 minutes or miles - RURAL	95	3	98	74	100.0%	Y	14.3
Long-Term Care Services	BI: Prevocational Services- URBAN	30 minutes or miles - URBAN	27	-	27	51	98.0%	N	5.1
Long-Term Care Services	BI: Prevocational Services- RURAL	60 minutes or miles - RURAL	27	-	27	29	100.0%	Y	13.0
Long-Term Care Services	BI: Supported Employment- URBAN	30 minutes or miles - URBAN	59	-	59	72	98.6%	N	4.3
Long-Term Care Services	BI: Supported Employment- RURAL	60 minutes or miles - RURAL	59	-	59	36	100.0%	Y	10.0
Long-Term Care Services	BI: Interim Medical Monitoring and Treatment (IMMT)- URBAN	30 minutes or miles - URBAN	272	4	276	65	93.8%	N	8.5
Long-Term Care Services	BI: Interim Medical Monitoring and Treatment (IMMT)- RURAL	60 minutes or miles - RURAL	272	4	276	49	93.9%	N	19.9
Long-Term Care Services	BI: Respite- URBAN	30 minutes or miles - URBAN	107	3	110	127	97.6%	N	6.2
Long-Term Care Services	BI: Respite- RURAL	60 minutes or miles - RURAL	107	3	110	96	100.0%	Y	12.4
Long-Term Care Services	BI: Transportation - URBAN	30 minutes or miles - URBAN	58	1	59	42	100.0%	Y	3.2
Long-Term Care Services	BI: Transportation - RURAL	60 minutes or miles - RURAL	58	1	59	6	100.0%	Y	22.7
Long-Term Care Services	CMH: Respite- URBAN	30 minutes or miles - URBAN	21	-	21	130	80.8%	N	15.4

Provider Category	Provider Type	Time/Distance Standard	Iowa Provider Count	Out of State Provider Count	Providers Count	Total Member Count	% with Access	Standard Met Y/N	Avg Distance (Miles)
Long-Term Care Services	CMH: Respite- RURAL	60 minutes or miles - RURAL	21	-	21	101	82.2%	N	42.2
Long-Term Care Services	Elderly: Adult Day Care- URBAN	30 minutes or miles - URBAN	84	4	88	328	100.0%	Y	4.6
Long-Term Care Services	Elderly: Adult Day Care- RURAL	60 minutes or miles - RURAL	84	4	88	233	99.6%	Y	15.0
Long-Term Care Services	Elderly: Respite- URBAN	30 minutes or miles - URBAN	102	4	106	443	97.5%	N	6.8
Long-Term Care Services	Elderly: Respite- RURAL	60 minutes or miles - RURAL	102	4	106	313	100.0%	Y	12.6
Long-Term Care Services	Elderly: Transportation - URBAN	30 minutes or miles - URBAN	67	2	69	118	100.0%	Y	3.7
Long-Term Care Services	Elderly: Transportation - RURAL	60 minutes or miles - RURAL	67	2	69	7	100.0%	Y	10.6
Long-Term Care Services	HD: Adult Day Care- URBAN	30 minutes or miles - URBAN	92	3	95	129	97.7%	N	7.2
Long-Term Care Services	HD: Adult Day Care- RURAL	60 minutes or miles - RURAL	92	3	95	79	100.0%	Y	21.2
Long-Term Care Services	HD: Counseling- URBAN	30 minutes or miles - URBAN	4	-	4	-	#N/A	#N/A	#N/A
Long-Term Care Services	HD: Counseling- RURAL	60 minutes or miles - RURAL	4	-	4	2	100.0%	Y	15.8
Long-Term Care Services	HD: Interim Medical Monitoring and Treatment (IMMT)- URBAN	30 minutes or miles - URBAN	55	4	59	76	94.7%	N	9.0

Provider Category	Provider Type	Time/Distance Standard	Iowa Provider Count	Out of State Provider Count	Providers Count	Total Member Count	% with Access	Standard Met Y/N	Avg Distance (Miles)
Long-Term Care Services	HD: Interim Medical Monitoring and Treatment (IMMT)-RURAL	60 minutes or miles - RURAL	55	4	59	62	98.4%	N	20.5
Long-Term Care Services	HD: Respite-URBAN	30 minutes or miles - URBAN	112	3	115	139	97.1%	N	7.6
Long-Term Care Services	HD: Respite-RURAL	60 minutes or miles - RURAL	112	3	115	101	100.0%	Y	13.9
Long-Term Care Services	ID: Adult Day Care- URBAN	30 minutes or miles - URBAN	119	2	121	1,224	99.9%	Y	4.6
Long-Term Care Services	ID: Adult Day Care- RURAL	60 minutes or miles - RURAL	119	2	121	909	100.0%	Y	9.6
Long-Term Care Services	ID: Day Habilitation-URBAN	30 minutes or miles - URBAN	78	-	78	1,474	98.8%	N	5.3
Long-Term Care Services	ID: Day Habilitation-RURAL	60 minutes or miles - RURAL	78	-	78	1,028	100.0%	Y	10.5
Long-Term Care Services	ID: Prevocational Service-URBAN	30 minutes or miles - URBAN	41	-	41	1,008	97.2%	N	7.3
Long-Term Care Services	ID: Prevocational Service-RURAL	60 minutes or miles - RURAL	41	-	41	#N/A	99.8%	Y	17.4
Long-Term Care Services	ID: Supported Employment-URBAN	30 minutes or miles - URBAN	70	-	70	1,224	98.7%	N	5.7
Long-Term Care Services	ID: Supported Employment-RURAL	60 minutes or miles - RURAL	70	-	70	928	100.0%	Y	10.7
Long-Term Care Services	ID: Interim Medical Monitoring and Treatment (IMMT)-URBAN	30 minutes or miles - URBAN	60	3	63	623	97.6%	N	6.6

Provider Category	Provider Type	Time/Distance Standard	Iowa Provider Count	Out of State Provider Count	Providers Count	Total Member Count	% with Access	Standard Met Y/N	Avg Distance (Miles)
Long-Term Care Services	ID: Interim Medical Monitoring and Treatment (IMMT)-RURAL	60 minutes or miles - RURAL	60	3	63	415	99.8%	Y	14.1
Long-Term Care Services	ID: Respite-URBAN	30 minutes or miles - URBAN	137	2	139	1,248	98.0%	N	6.5
Long-Term Care Services	ID: Respite-RURAL	60 minutes or miles - RURAL	137	2	139	1,095	100.0%	Y	8.6
Long-Term Care Services	ID: Transportation - URBAN	30 minutes or miles - URBAN	103	2	105	1,222	98.8%	N	4.4
Long-Term Care Services	ID: Transportation - RURAL	60 minutes or miles - RURAL	103	2	105	941	100.0%	Y	10.7
Long-Term Care Services	PD: Transportation - URBAN	30 minutes or miles - URBAN	44	2	46	8	100.0%	Y	3.5
Long-Term Care Services	PD: Transportation - RURAL	60 minutes or miles - RURAL	44	2	46	-	100.0%	Y	17.1
Long-Term Care Services	Hab: Day Habilitation-URBAN	30 minutes or miles - URBAN	76	-	76	2,393	92.9%	N	7.7
Long-Term Care Services	Hab: Day Habilitation-RURAL	60 minutes or miles - RURAL	76	-	76	1,617	99.9%	Y	11.7
Long-Term Care Services	Hab: Prevocational Services-URBAN	30 minutes or miles - URBAN	34	-	34	959	95.7%	N	8.5
Long-Term Care Services	Hab: Prevocational Services-RURAL	60 minutes or miles - RURAL	34	-	34	840	99.6%	Y	17.6

Table 1A Map: Waiver - Brain Injury – Adult Day Care – Urban - 30 minutes or miles: Less than 100% standard

Network Analysis

1

Map

October 14, 2025

Waiver - Brain Injury - Adult Day Care

90 providers at 96 locations

■ All providers

B10 Quarterly

Employee Group

B10 Waiver - Brain Injury - Adult Day Care (Iowa - Urban Zip)

Provider Group

Waiver - Brain Injury - Adult Day Care

123 member locations

Without access (1)

The Access Standard is defined as (B10 Waiver - Brain Injury - Adult Day Care (Iowa - Urban Zip)) members accessing:

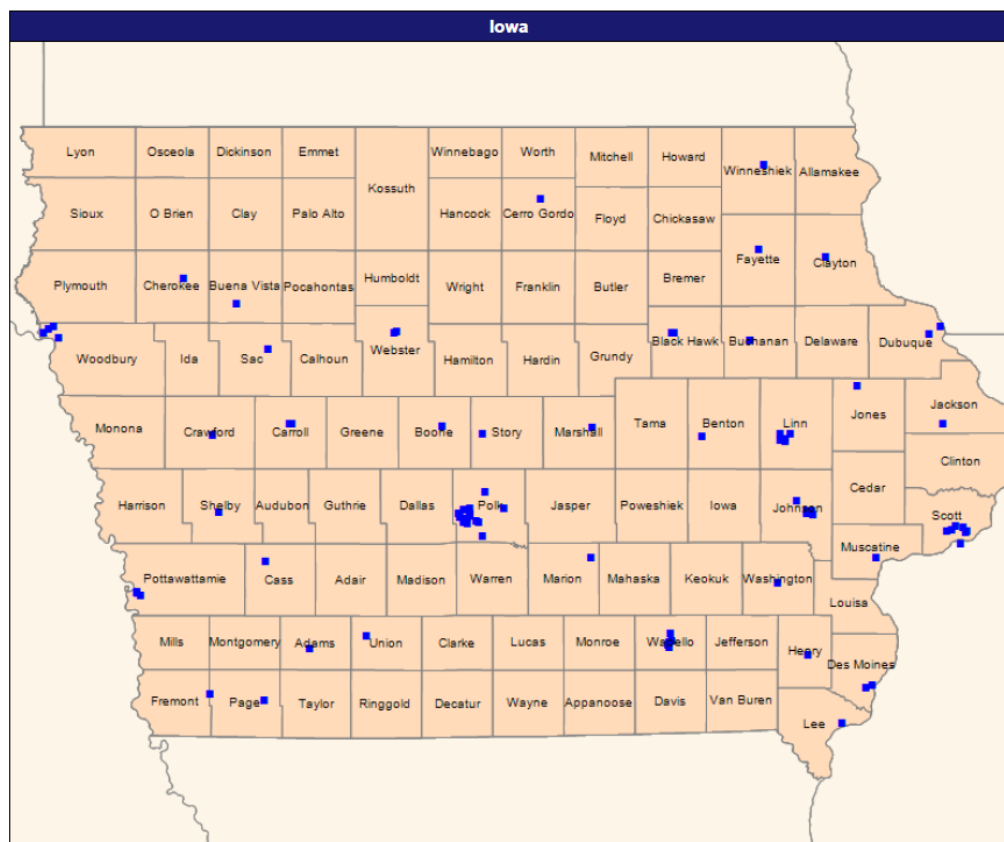
1 (Waiver - Brain Injury - Adult Day Care) provider in 30 miles or 30 minutes

Without access (1)

Service Areas

■ Iowa

40.23 miles



© 2025 Quest Analytics, LLC.

Table 1B Map: Waiver – Brain Injury – Interim Medical Monitoring and Treatment (IMMT) – Urban - 30 minutes or miles: Less than 100% standard

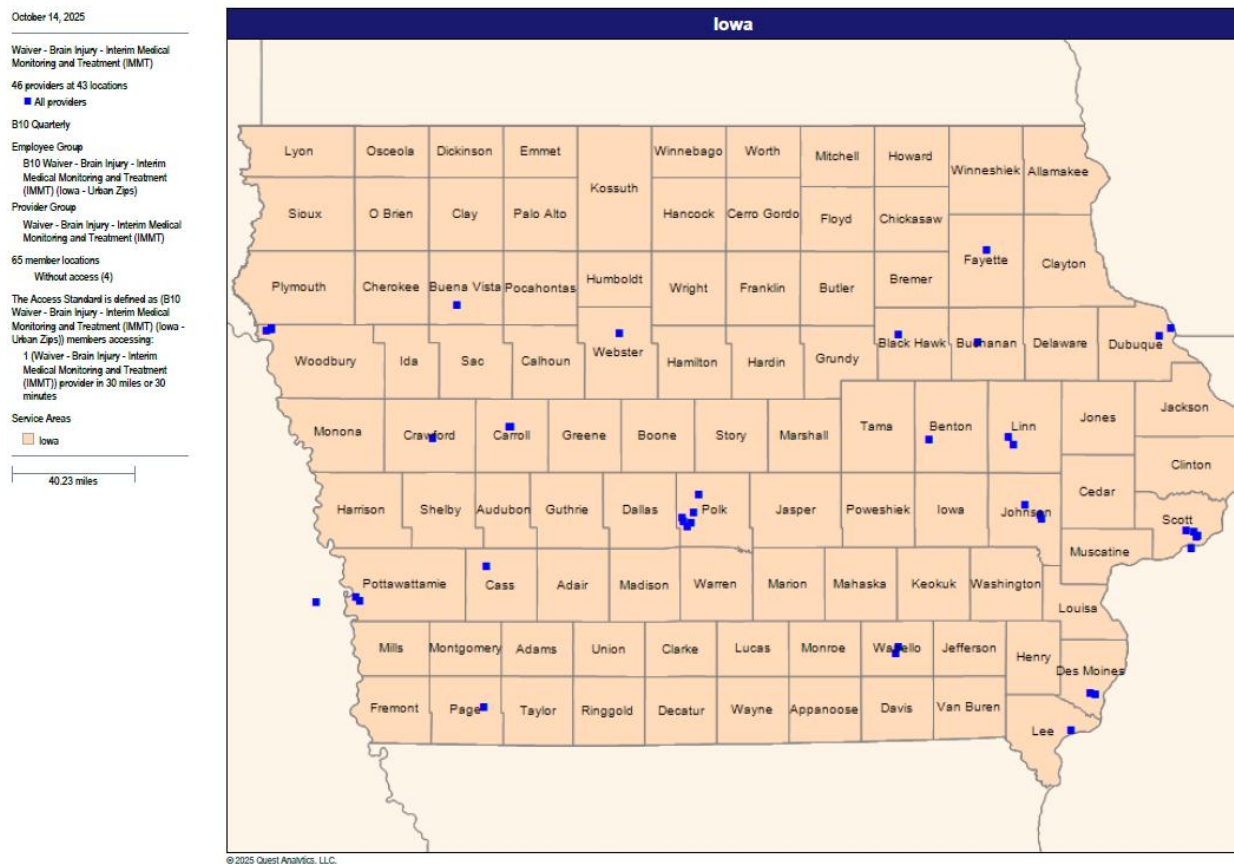


Table 1C Map: Waiver – Brain Injury – Interim Medical Monitoring and Treatment (IMMT) – Rural
- 60 minutes or miles: Less than 100% standard

Network Analysis

1

Map

October 14, 2025

Waiver - Brain Injury - Interim Medical Monitoring and Treatment (IMMT)

46 providers at 43 locations

■ All providers

B10 Quarterly

Employee Group

B10 Waiver - Brain Injury - Interim Medical Monitoring and Treatment (IMMT) (Iowa - Rural Zips)

Provider Group

Waiver - Brain Injury - Interim Medical Monitoring and Treatment (IMMT)

49 member locations

Without access (3)

The Access Standard is defined as (B10 Waiver - Brain Injury - Interim Medical Monitoring and Treatment (IMMT) (Iowa - Rural Zips)) members accessing:

1 (Waiver - Brain Injury - Interim Medical Monitoring and Treatment (IMMT)) provider in 60 miles or 60 minutes

Service Areas

■ Iowa

40.23 miles

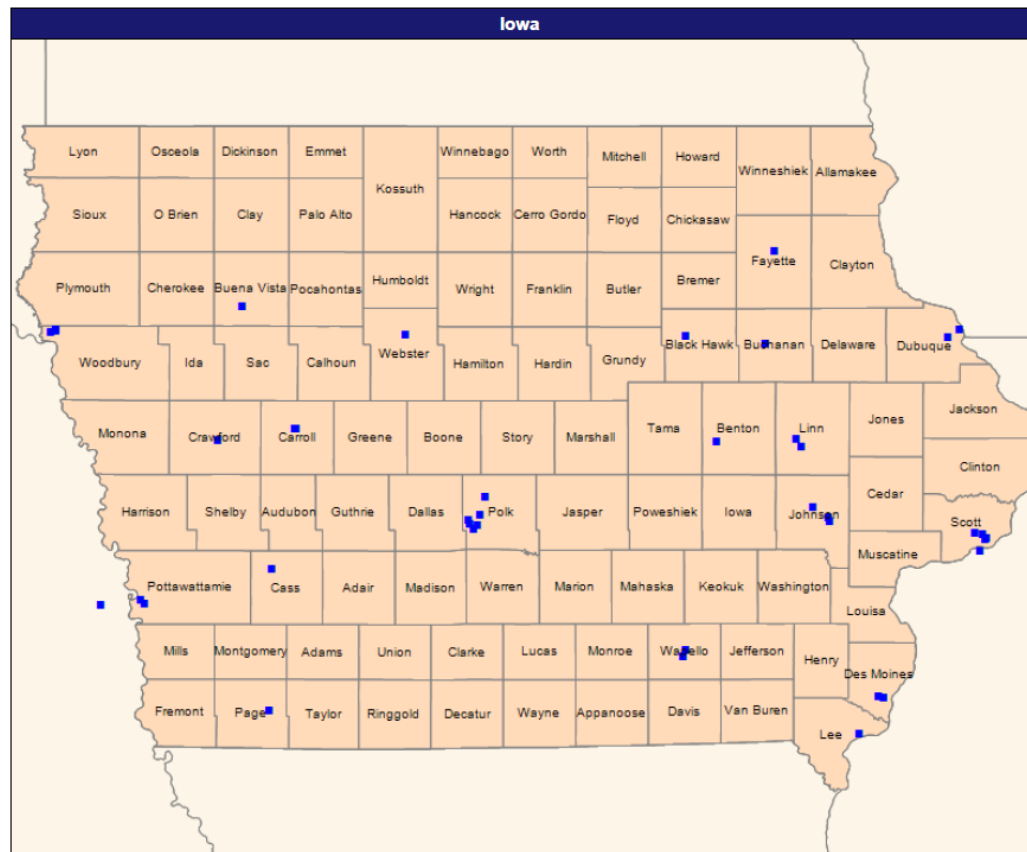


Table 1D Map: Waiver – Brain Injury Prevocational Services – Urban - 30 minutes or miles: Less than 100% standard

Network Analysis

1

Map

October 14, 2025

Waiver - Brain Injury - Prevocational Services

27 providers at 27 locations

■ All providers

B10 Quarterly

Employee Group
B10 Waiver - Brain Injury - Prevocational Services (Iowa - Urban Zips)

Provider Group
Waiver - Brain Injury - Prevocational Services

51 member locations
Without access (1)

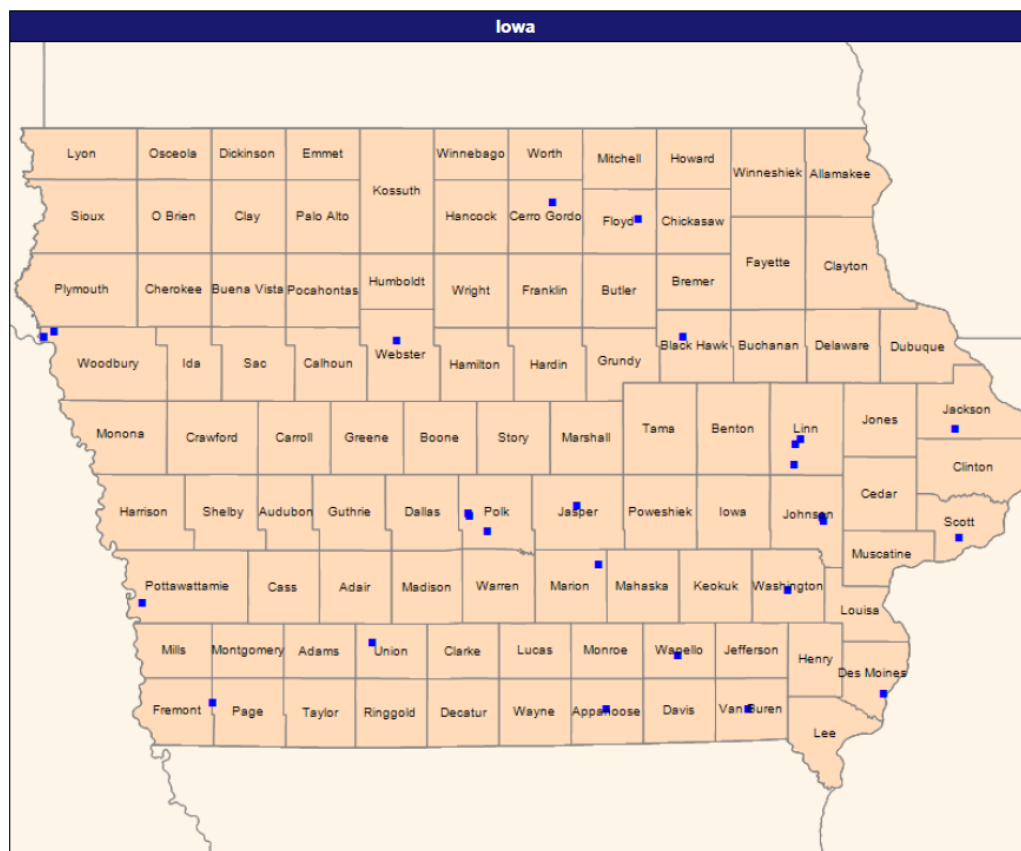
The Access Standard is defined as (B10 Waiver - Brain Injury - Prevocational Services (Iowa - Urban Zips)) members accessing:

1 (Waiver - Brain Injury - Prevocational Services) provider in 30 miles or 30 minutes

Service Areas

■ Iowa

40.23 miles



© 2025 Quest Analytics, LLC.

Table 1E Map: Waiver – Brain Injury – Respite – Urban - 30 minutes or miles: Less than 100% standard

Network Analysis

1

Map

October 14, 2025

Waiver - Brain Injury - Respite

102 providers at 97 locations

■ All providers

B10 Quarterly

Employee Group

B10 Waiver - Brain Injury - Respite

(Iowa - Urban Zips)

Provider Group

Waiver - Brain Injury - Respite

127 member locations

Without access (3)

The Access Standard is defined as (B10

Waiver - Brain Injury - Respite (Iowa -

Urban Zips)) members accessing:

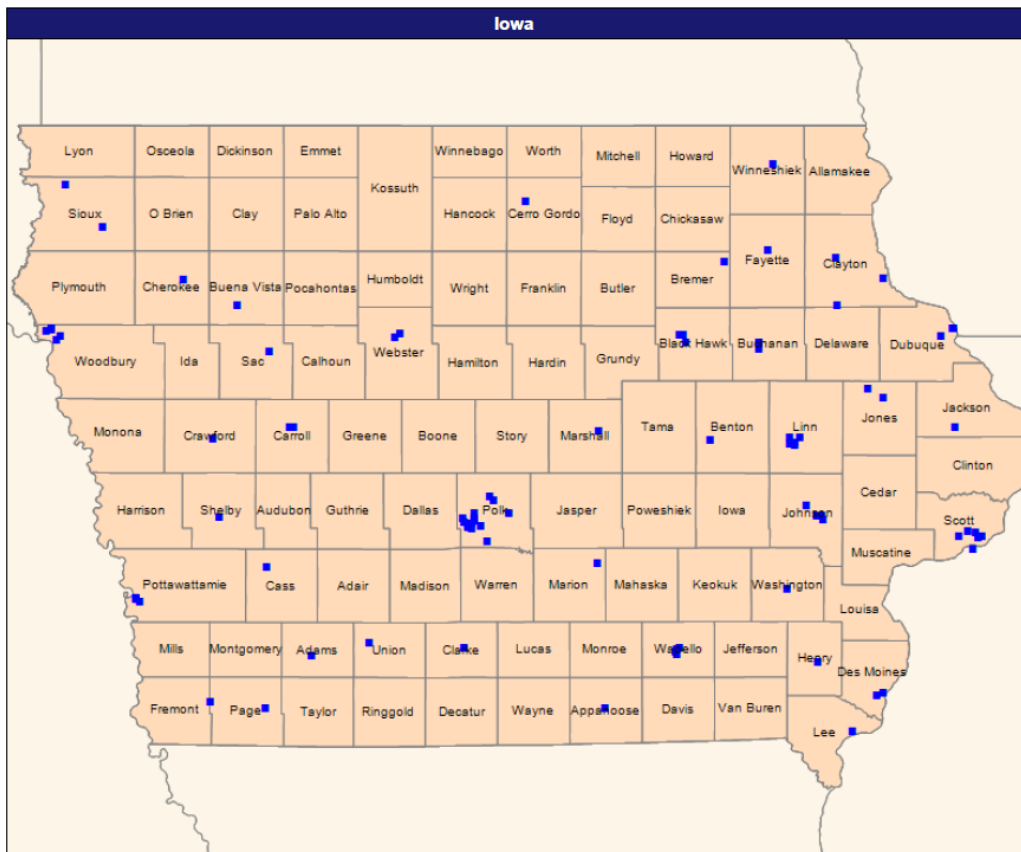
1 (Waiver - Brain Injury - Respite)

provider in 30 miles or 30 minutes

Service Areas

■ Iowa

40.23 miles



© 2025 Quest Analytics, LLC.

Table 1F Map: Waiver – Brain Injury – Supported Employment – Urban - 30 minutes or miles:
Less than 100% standard

Network Analysis

1

Map

October 14, 2025

Waiver - Brain Injury - Supported
Employment

56 providers at 56 locations
■ All providers

B10 Quarterly

Employee Group

B10 Waiver - Brain Injury - Supported
Employment (Iowa - Urban Zips)

Provider Group

Waiver - Brain Injury - Supported
Employment

72 member locations

Without access (1)

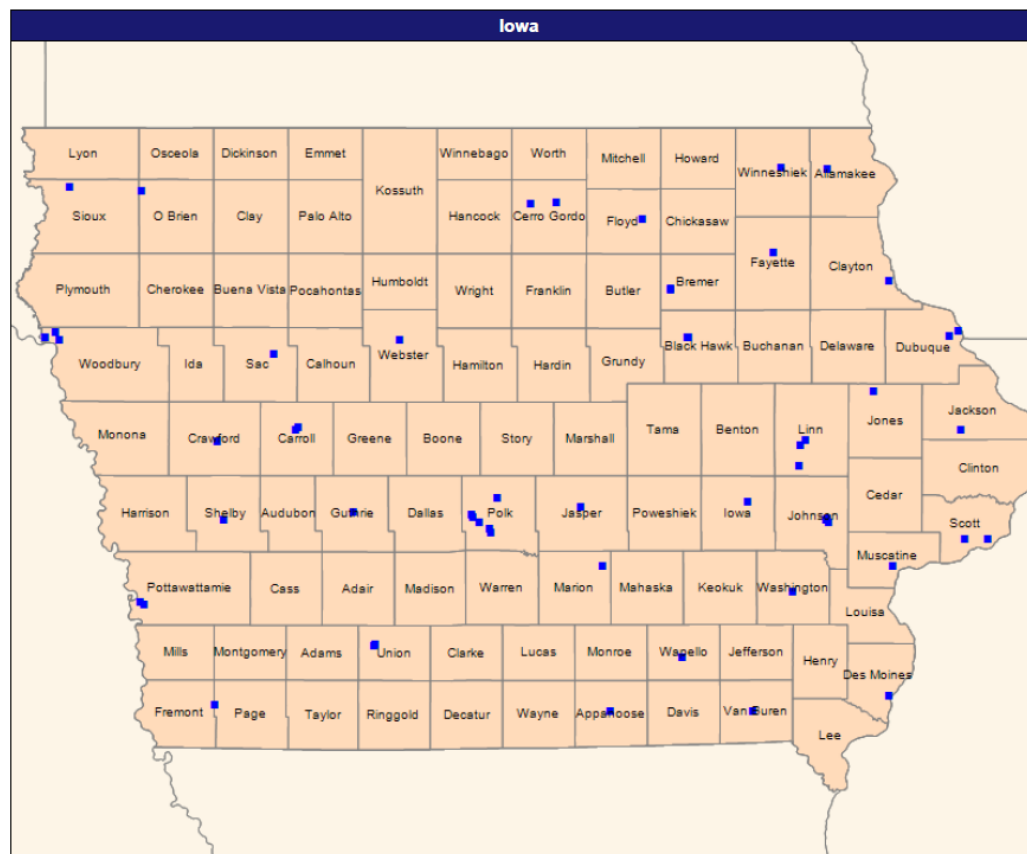
The Access Standard is defined as (B10
Waiver - Brain Injury - Supported
Employment (Iowa - Urban Zips))
members accessing:

1 (Waiver - Brain Injury - Supported
Employment) provider in 30 miles or 30
minutes

Service Areas

■ Iowa

40.23 miles



© 2025 iowa total care. All rights reserved.

Table 1G Map: Waiver – Children’s Mental Health (CMH) – Respite – Urban - 30 minutes or miles: Less than 100% standard

Network Analysis
Map

1

October 14, 2025

Waiver - CMH - Respite

21 providers at 21 locations

■ All providers

B10 Quarterly

Employee Group

B10 Waiver - CMH - Respite (Iowa - Urban Zips)

Provider Group

Waiver - CMH - Respite

130 member locations

Without access (25)

The Access Standard is defined as (B10

Waiver - CMH - Respite (Iowa - Urban

Zips)) members accessing:

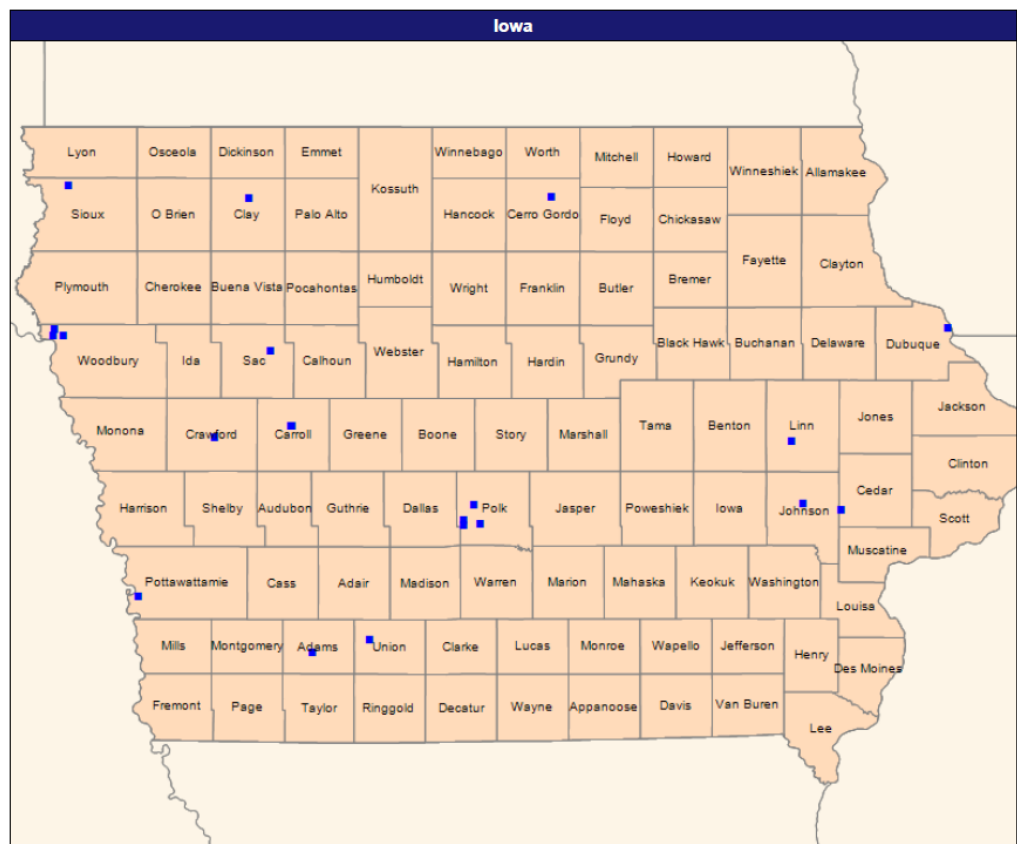
1 (Waiver - CMH - Respite) provider in

30 miles or 30 minutes

Service Areas

■ Iowa

40.23 miles



© 2025 Quidant Analytics, LLC

Table 1H Map: Waiver – Children’s Mental Health (CMH) – Respite – Rural- 60 minutes or miles:
Less than 100% standard

Network Analysis
Map

1

October 14, 2025

Waiver - CMH - Respite

21 providers at 21 locations

■ All providers

B10 Quarterly

Employee Group

B10 Waiver - CMH - Respite (Iowa - Rural Zips)

Provider Group

Waiver - CMH - Respite

101 member locations

Without access (18)

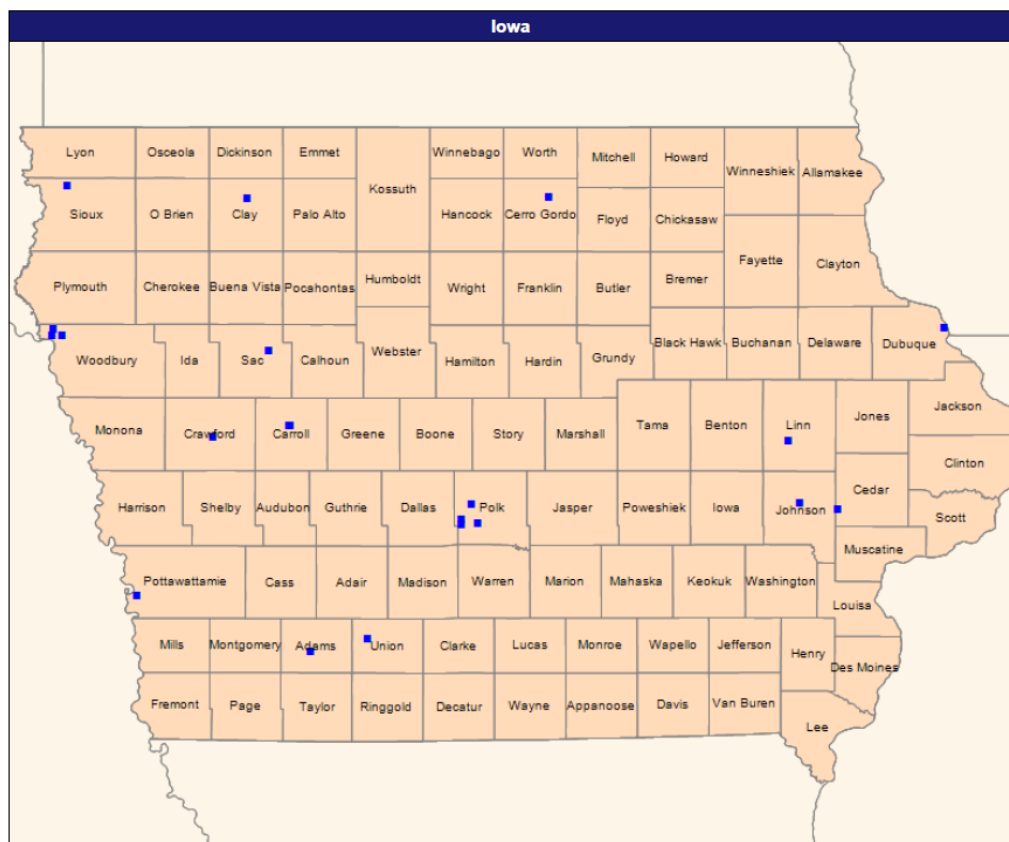

The Access Standard is defined as (B10 Waiver - CMH - Respite (Iowa - Rural Zips)) members accessing:

1 (Waiver - CMH - Respite) provider in

60 miles or 60 minutes

Service Areas

■ Iowa



© 2025 Quest Analytics, LLC.

Table 1I Map: Waiver – Elderly – Respite – Urban - 30 minutes or miles: Less than 100% standard

Network Analysis

Map

1

October 14, 2025

Waiver - Elderly - Respite

104 providers at 102 locations

■ All providers

B10 Quarterly

Employee Group

B10 Waiver - Elderly - Respite (Iowa - Urban Zips)

Provider Group

Waiver - Elderly - Respite

443 member locations

Without access (11)

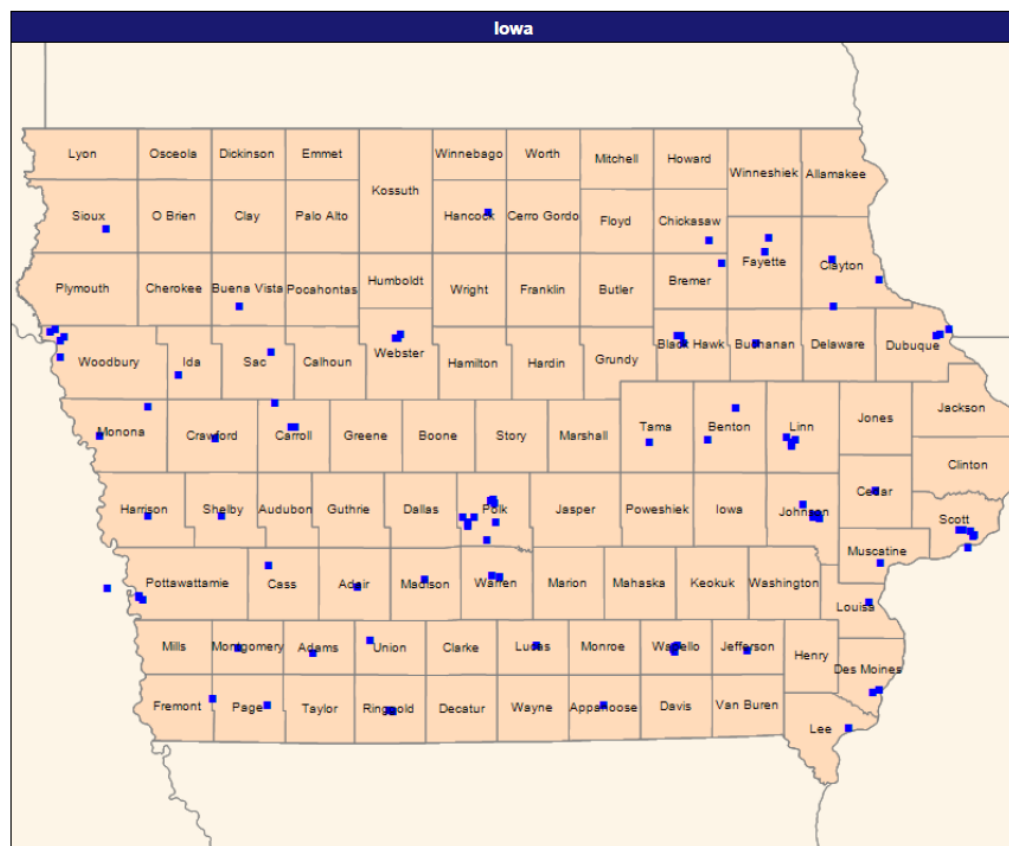
The Access Standard is defined as (B10 Waiver - Elderly - Respite (Iowa - Urban Zips)) members accessing:

1 (Waiver - Elderly - Respite) provider in 30 miles or 30 minutes

Service Areas

■ Iowa

40.23 miles



© 2025 Quest Analytics, LLC.

Table 1J Map: Waiver – Habilitation – Day Habilitation – Urban - 30 minutes or miles: Less than 100% standard

Network Analysis

1

Map

October 14, 2025

Waiver - Habilitation - Day Habilitation

68 providers at 68 locations

■ All providers

B10 Quarterly

Employee Group

B10 Waiver - Habilitation - Day

Habilitation (Iowa - Urban Zips)

Provider Group

Waiver - Habilitation - Day Habilitation

2,393 member locations

Without access (170)

The Access Standard is defined as (B10

Waiver - Habilitation - Day Habilitation

(Iowa - Urban Zips)) members accessing:

1 (Waiver - Habilitation - Day

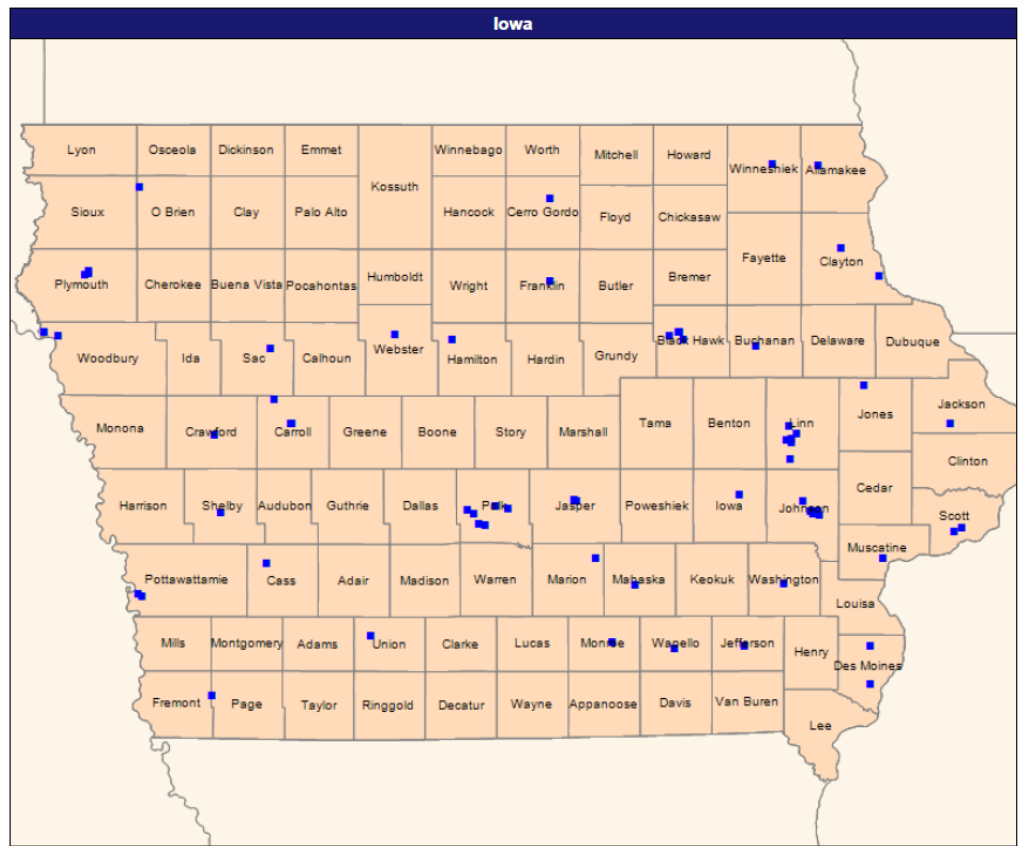
Habilitation) provider in 30 miles or 30

minutes

Service Areas

■ Iowa

40.23 miles



© 2025 Exact Analysis LLC

Table 1K Map: Waiver – Habilitation – Prevocational Services – Urban - 30 minutes or miles: Less than 100% standard

Network Analysis

1

Map

October 14, 2025

Waiver - Habilitation - Prevocational Services

33 providers at 33 locations

■ All providers

B10 Quarterly

Employee Group

B10 Waiver - Habilitation - Prevocational Services (Iowa - Urban Zips)

Provider Group

Waiver - Habilitation - Prevocational Services

959 member locations

Without access (41)

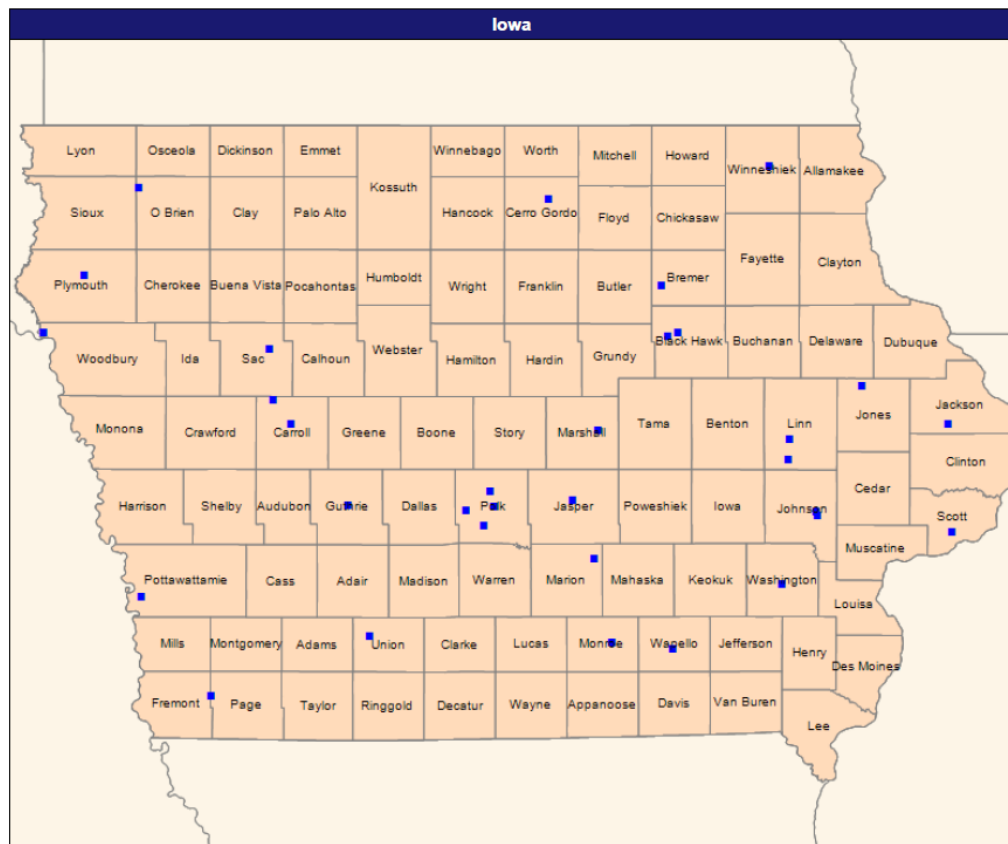
The Access Standard is defined as (B10 Waiver - Habilitation - Prevocational Services (Iowa - Urban Zips)) members accessing:

1 (Waiver - Habilitation - Prevocational Services) provider in 30 miles or 30 minutes

Service Areas

■ Iowa

40.23 miles



© 2025 Quest Analytics, LLC.

Table 1L Map: Waiver – Habilitation – Supported Employment– Urban - 30 minutes or miles: Less than 100% standard

Network Analysis

1

Map

October 14, 2025

Waiver - Habilitation - Supported
Employment

53 providers at 53 locations
■ All providers

B10 Quarterly

Employee Group
B10 Waiver - Habilitation - Supported
Employment (Iowa - Urban Zips)

Provider Group
Waiver - Habilitation - Supported
Employment

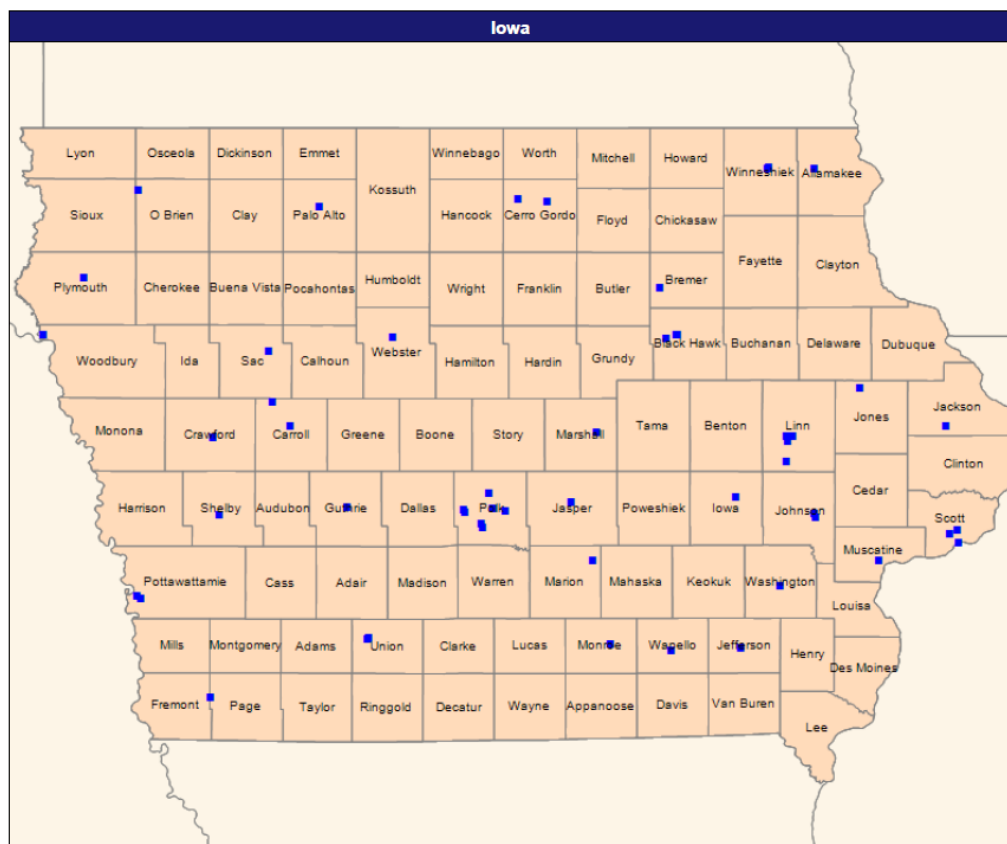
1,396 member locations
Without access (35)

The Access Standard is defined as (B10
Waiver - Habilitation - Supported
Employment (Iowa - Urban Zips))
members accessing:
1 (Waiver - Habilitation - Supported
Employment) provider in 30 miles or 30
minutes

Service Areas

■ Iowa

40.23 miles



© 2025 Grand Analytics, LLC

Table 1M Map: Waiver – Health & Disability – Adult Day Care - Urban - 30 minutes or miles: Less than 100% standard

Network Analysis

1

Map

October 14, 2025

Waiver - Health & Disability - Adult Day Care

89 providers at 85 locations

■ All providers

B10 Quarterly

Employee Group

B10 Waiver - Health and Disability - Adult Day Care (Iowa - Urban Zips)

Provider Group

Waiver - Health & Disability - Adult Day Care

129 member locations

Without access (3)

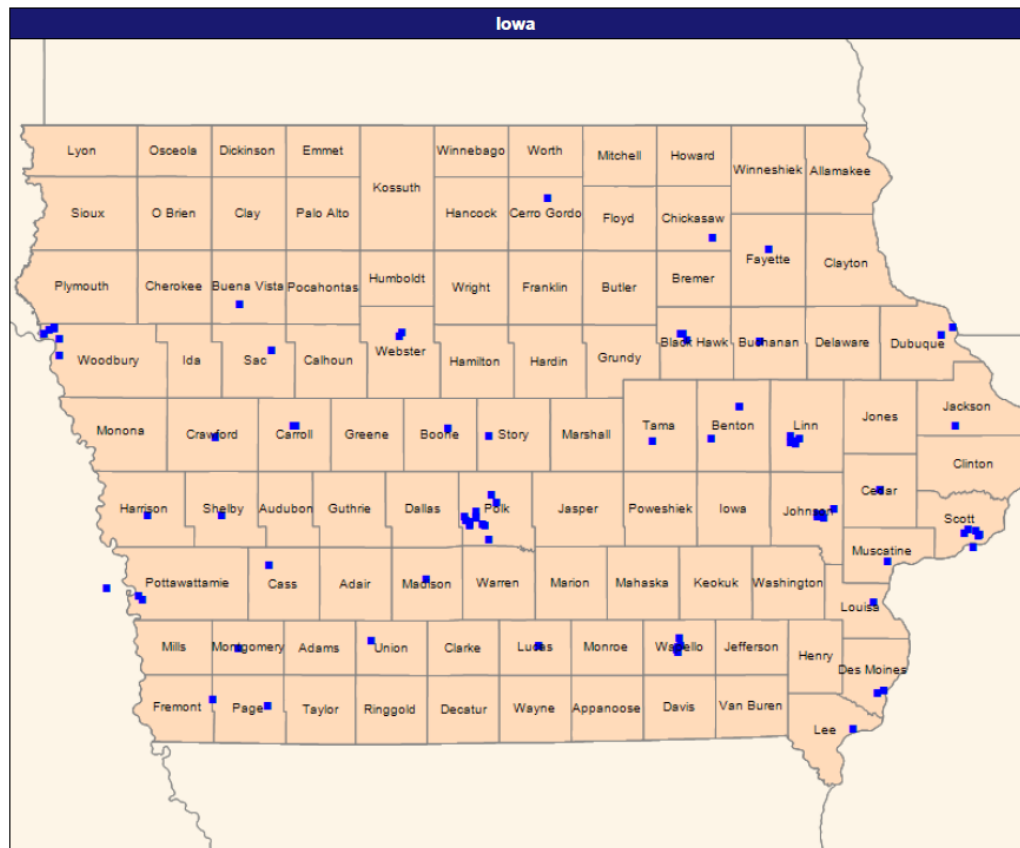
The Access Standard is defined as (B10 Waiver - Health and Disability - Adult Day Care (Iowa - Urban Zips)) members accessing:

1 (Waiver - Health & Disability - Adult Day Care) provider in 30 miles or 30 minutes

Service Areas

■ Iowa

40.23 miles



© 2025 Pivot Analytics, LLC

Table 1N Map: Waiver – Health & Disability – IMMT – Urban - 30 minutes or miles: Less than 100% standard

Network Analysis

Map

1

October 14, 2025

Waiver - Health & Disability - Interim Medical Monitoring and Treatment (IMMT)

55 providers at 52 locations

■ All providers

B10 Quarterly

Employee Group

B10 Waiver - Health & Disability - Interim Medical Monitoring and Treatment (IMMT) (Iowa - Urban Zips)

Provider Group

Waiver - Health & Disability - Interim Medical Monitoring and Treatment (IMMT)

76 member locations

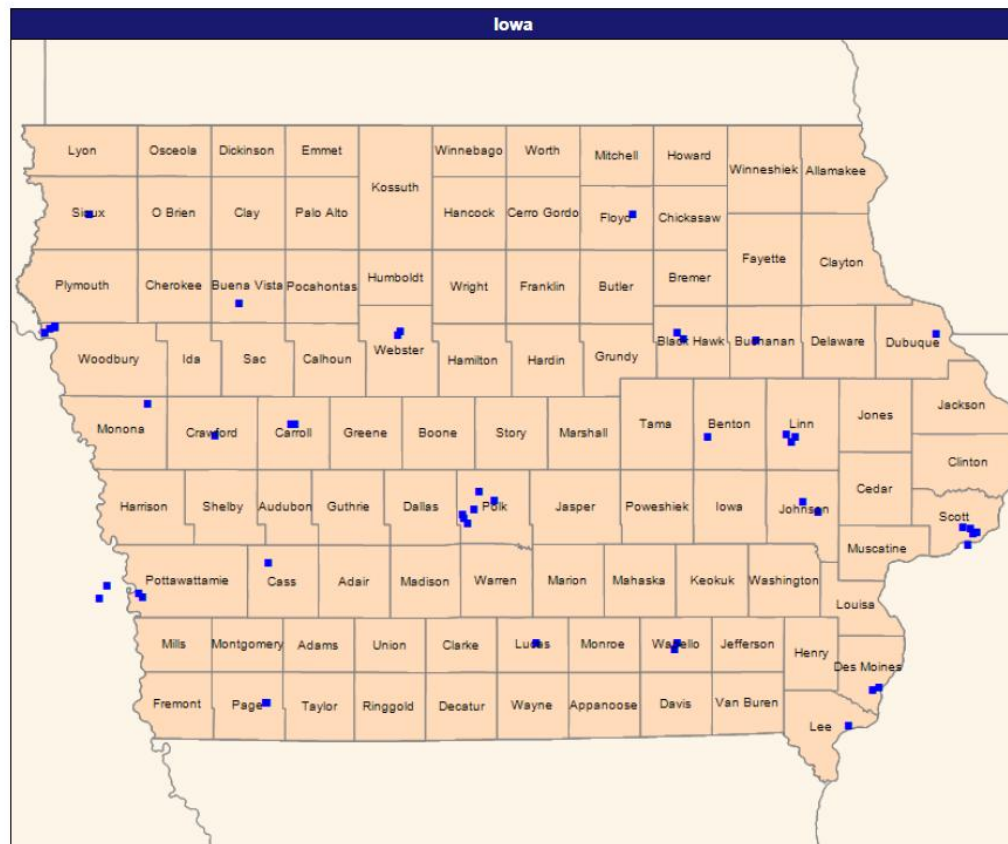
Without access (4)

The Access Standard is defined as (B10 Waiver - Health & Disability - Interim Medical Monitoring and Treatment (IMMT) (Iowa - Urban Zips)) members accessing: 1 (Waiver - Health & Disability - Interim Medical Monitoring and Treatment (IMMT)) provider in 30 miles or 30 minutes

Service Areas

■ Iowa

40.23 miles



© 2025 Quest Analytics, LLC.

Table 10 Map: Waiver – Health & Disability – IMMT – Rural - 60 minutes or miles: Less than 100% standard

Network Analysis
Map

1

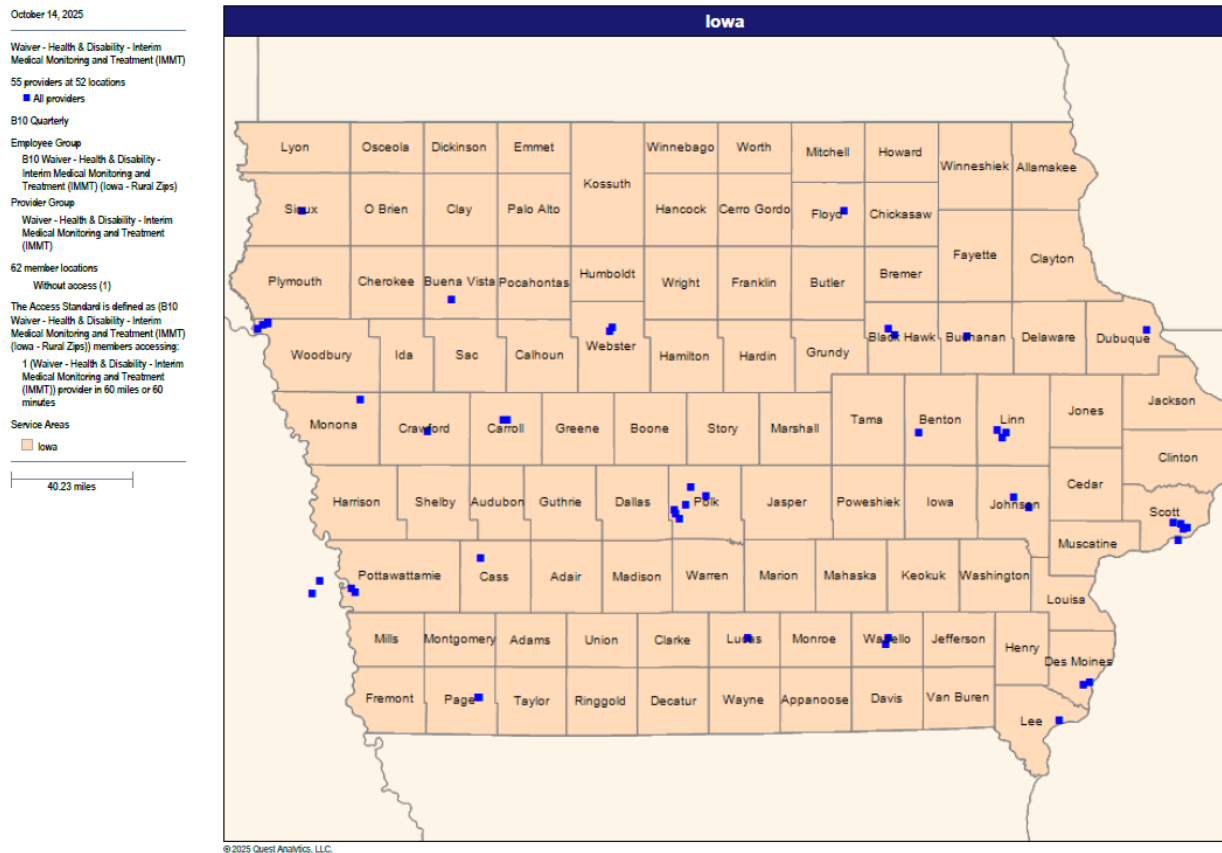


Table 1P Map: Waiver – Health and Disability –Respite – Urban - 30 minutes or miles: Less than 100% standard

Network Analysis

1

Map

October 14, 2025

Waiver - Health & Disability - Respite

111 providers at 108 locations

■ All providers

B10 Quarterly

Employee Group

B10 Waiver - Health and Disability - Respite (Iowa - Urban Zip)

Provider Group

Waiver - Health & Disability - Respite

139 member locations

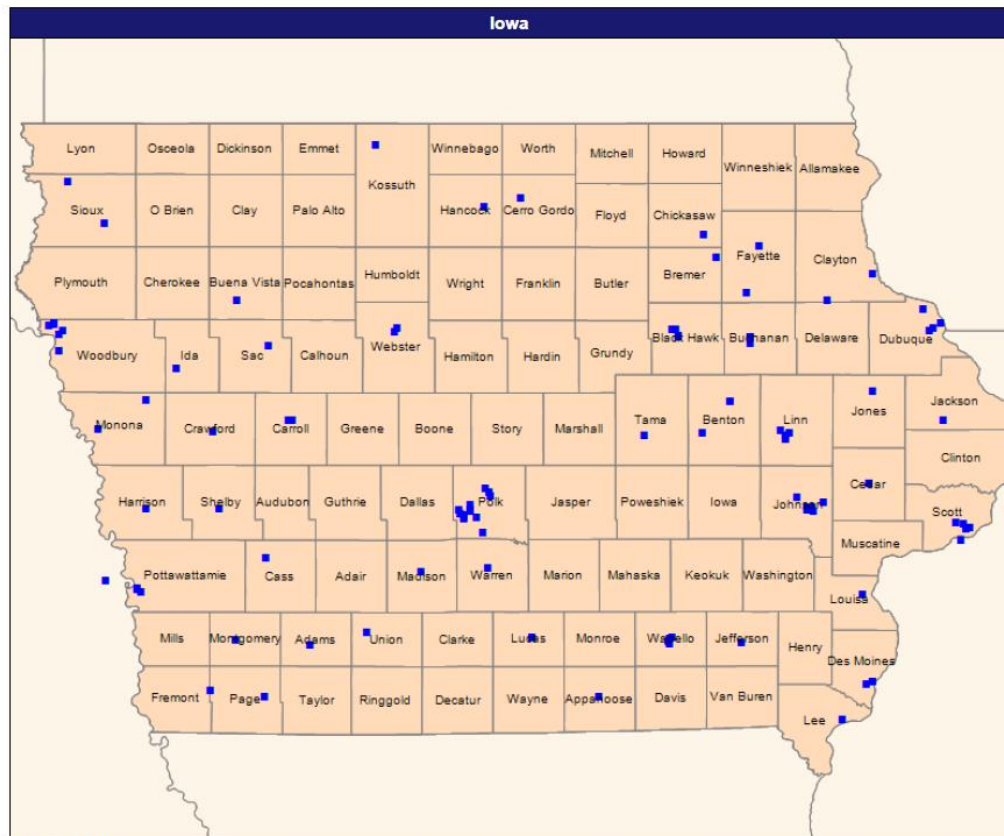
Without access (4)

The Access Standard is defined as (B10 Waiver - Health and Disability - Respite (Iowa - Urban Zip)) members accessing: 1 (Waiver - Health & Disability - Respite) provider in 30 miles or 30 minutes

Service Areas

■ Iowa

40.23 miles



© 2025 Quest Analytics, LLC.

Table 1Q Map: Waiver – ICF/ID – Urban - 30 minutes or miles: Less than 100% standard

Network Analysis

Map

1

October 14, 2025

B10 ICF/ID

128 providers at 112 locations

■ All providers

B10 Quarterly

Employee Group

B10 All Members (Iowa - Urban Zips)

Provider Group

B10 ICF/ID

127,825 member locations

Without access (1,424)

The Access Standard is defined as (B10

All Members (Iowa - Urban Zips))

members accessing:

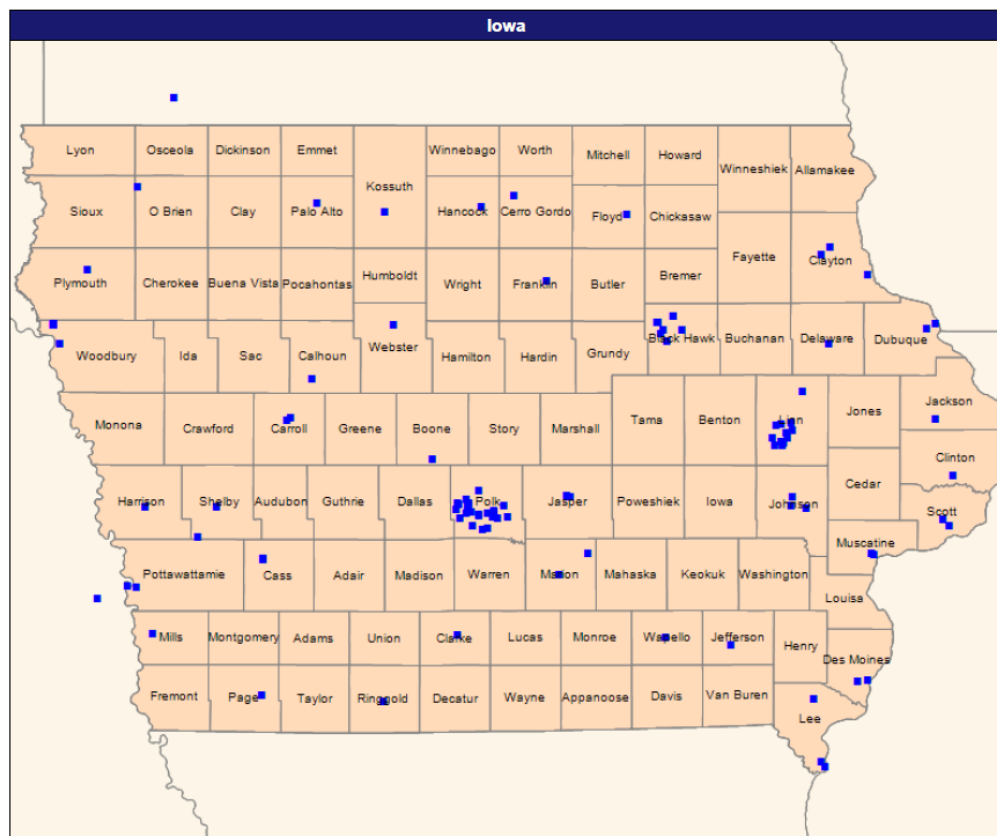
1 (B10 ICF/ID) provider in 30 miles or

30 minutes

Service Areas

■ Iowa

40.23 miles



© 2025 Quest Analytics, LLC.

Table 1R Map: Waiver – Intellectual Disability – Day Habilitation – Urban - 30 minutes or miles:
Less than 100% standard

Network Analysis

1

Map

October 14, 2025

Waiver - ID - Day Habilitation

76 providers at 76 locations

■ All providers

B10 Quarterly

Employee Group

B10 Waiver - ID - Day Habilitation

(Iowa - Urban Zips)

Provider Group

Waiver - ID - Day Habilitation

1,474 member locations

Without access (18)

The Access Standard is defined as (B10

Waiver - ID - Day Habilitation (Iowa -

Urban Zips)) members accessing:

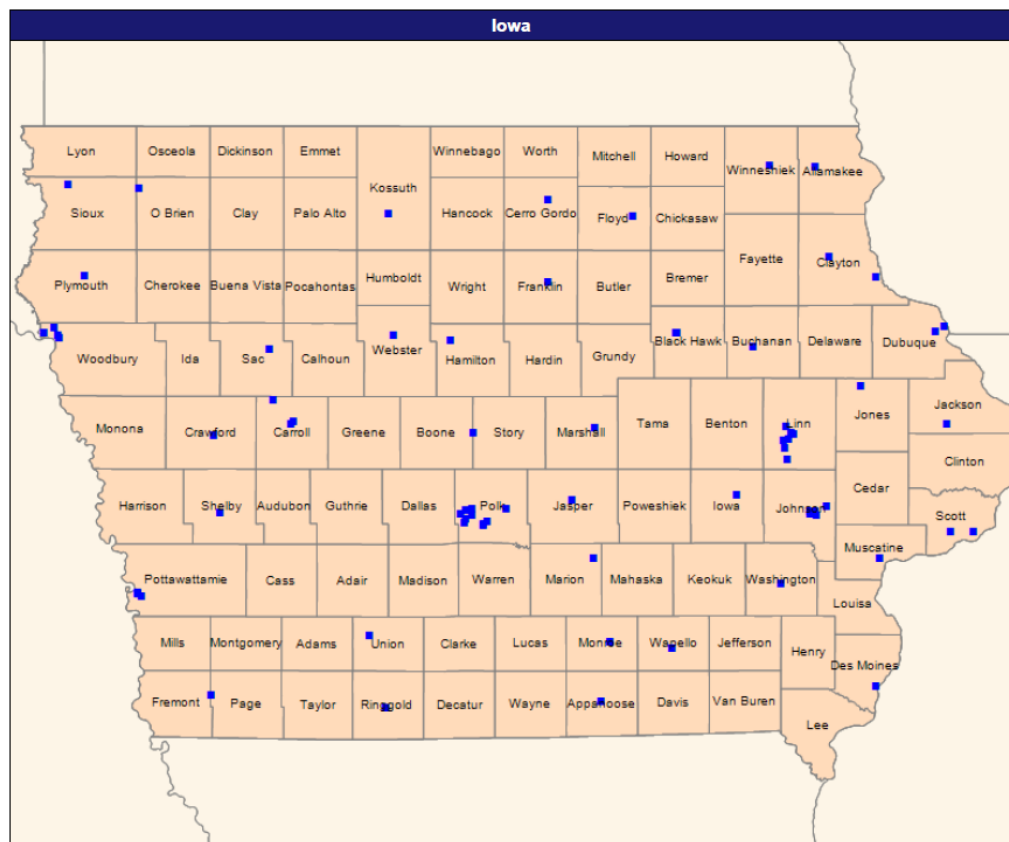
1 (Waiver - ID - Day Habilitation)

provider in 30 miles or 30 minutes

Service Areas

■ Iowa

40.23 miles



© 2025 Quest Analytics, LLC.

Table 1S Map: Waiver – Intellectual Disability – Interim Medical Monitoring and Treatment (IMMT) – Urban - 30 minutes or miles: Less than 100% standard

Network Analysis

1

Map

October 14, 2025

Waiver - ID - Interim Medical Monitoring and Treatment (IMMT)

59 providers at 56 locations

■ All providers

B10 Quarterly

Employee Group

B10 Waiver - ID - IMMT (Iowa - Urban Zips)

Provider Group

Waiver - ID - Interim Medical Monitoring and Treatment (IMMT)

623 member locations

Without access (15)

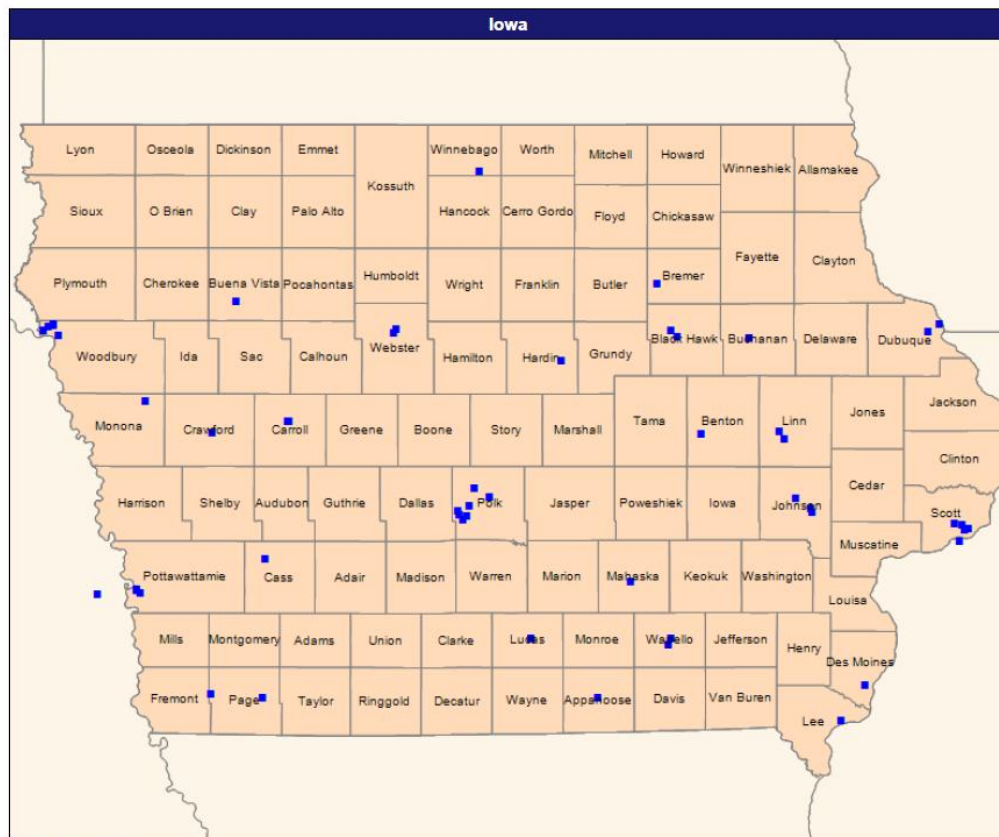
The Access Standard is defined as (B10 Waiver - ID - IMMT (Iowa - Urban Zips)) members accessing:

1 (Waiver - ID - Interim Medical Monitoring and Treatment (IMMT)) provider in 30 miles or 30 minutes

Service Areas

■ Iowa

40.23 miles



© 2025 Quest Analytics, LLC.

Table 1T Map: Waiver – Intellectual Disability – Prevocational Services – Urban - 30 minutes or miles: Less than 100% standard

Network Analysis
Map

1

October 14, 2025

Waiver - ID - Prevocational Service

40 providers at 40 locations

■ All providers

B10 Quarterly

Employee Group

B10 Waiver - ID - Prevocational

Service (Iowa - Urban Zips)

Provider Group

Waiver - ID - Prevocational Service

1,008 member locations

Without access (28)

The Access Standard is defined as (B10

Waiver - ID - Prevocational Service (Iowa

- Urban Zips) members accessing:

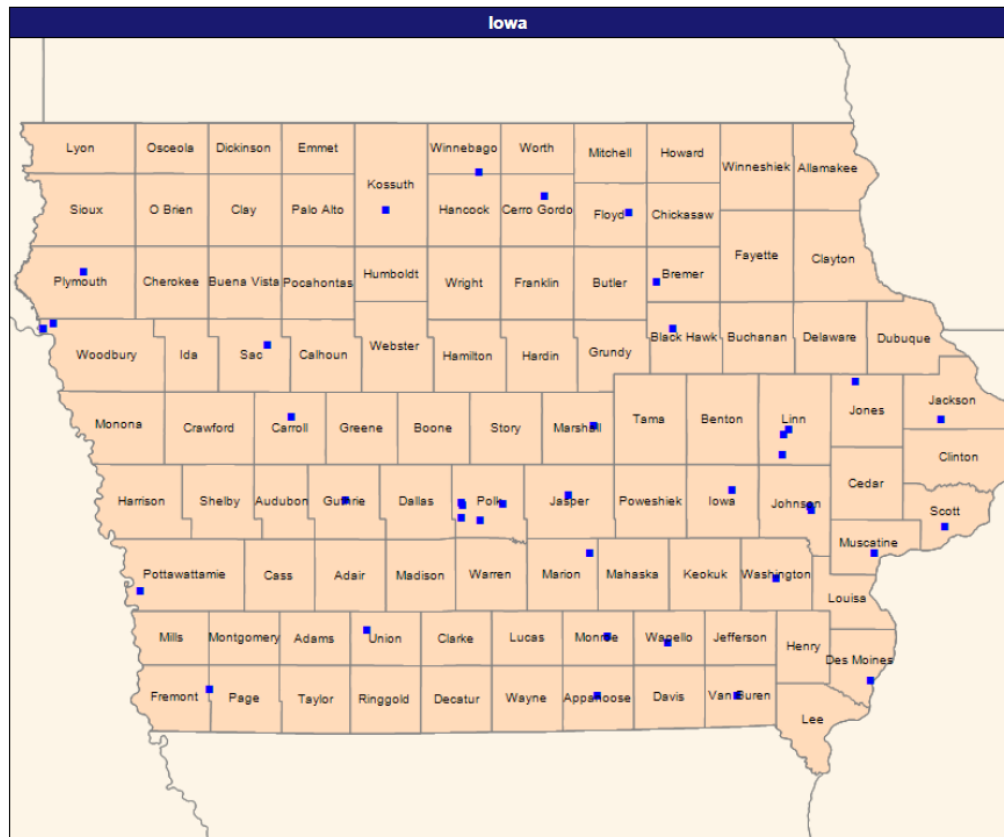
1 (Waiver - ID - Prevocational Service)

provider in 30 miles or 30 minutes

Service Areas

■ Iowa

40.23 miles



© 2025 Quest Analytics, LLC.

Table 1U Map: Waiver – Intellectual Disability – Respite – Urban - 30 minutes or miles: Less than 100% standard

Network Analysis
Map

1

October 14, 2025

Waiver - ID - Respite

134 providers at 129 locations

■ All providers

B10 Quarterly

Employee Group

B10 Waiver - ID - Respite (Iowa - Urban Zip)

Provider Group

Waiver - ID - Respite

1,248 member locations

Without access (25)

The Access Standard is defined as (B10

Waiver - ID - Respite (Iowa - Urban Zip))

members accessing:

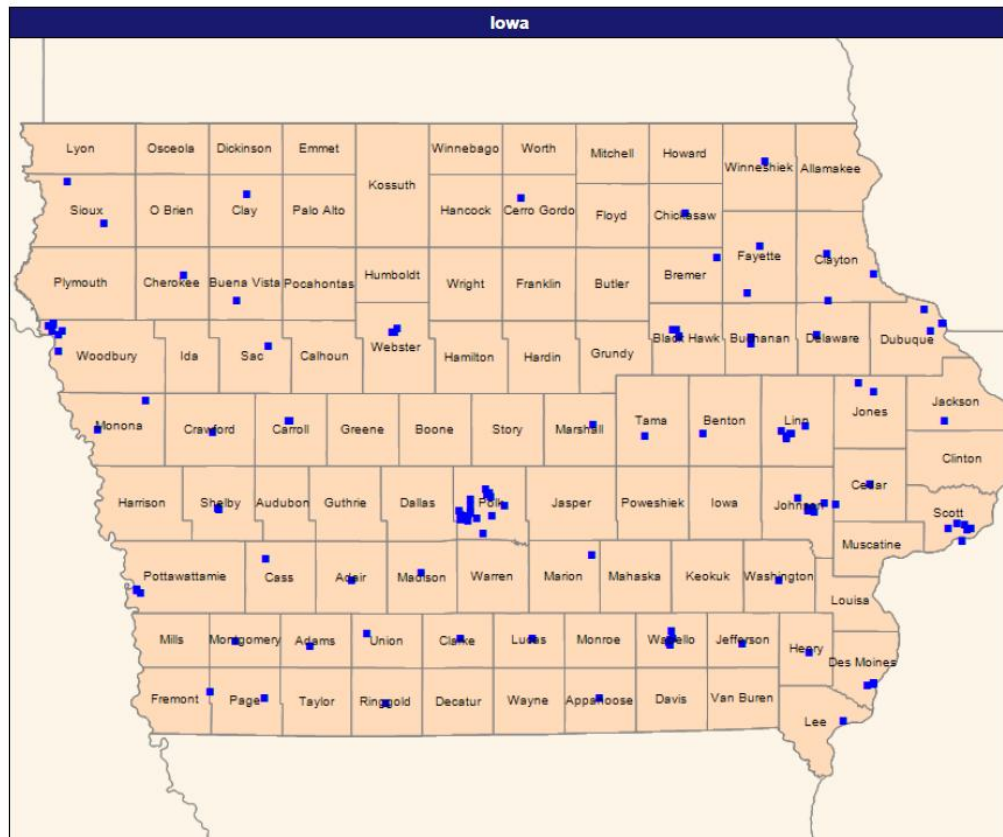
1 (Waiver - ID - Respite) provider in 30

miles or 30 minutes

Service Areas

■ Iowa

40.23 miles



© 2025 Quest Analytics, LLC.

Table 1V Map: Waiver – Intellectual Disability – Supported Employment – Urban - 30 minutes or miles: Less than 100% standard

Network Analysis

1

Map

October 14, 2025

Waiver - ID - Supported Employment

67 providers at 67 locations

■ All providers

B10 Quarterly

Employee Group

B10 Waiver - ID - Supported

Employment (Iowa - Urban Zips)

Provider Group

Waiver - ID - Supported Employment

1,224 member locations

Without access (16)

The Access Standard is defined as (B10

Waiver - ID - Supported Employment

(Iowa - Urban Zips) members accessing:

1 (Waiver - ID - Supported

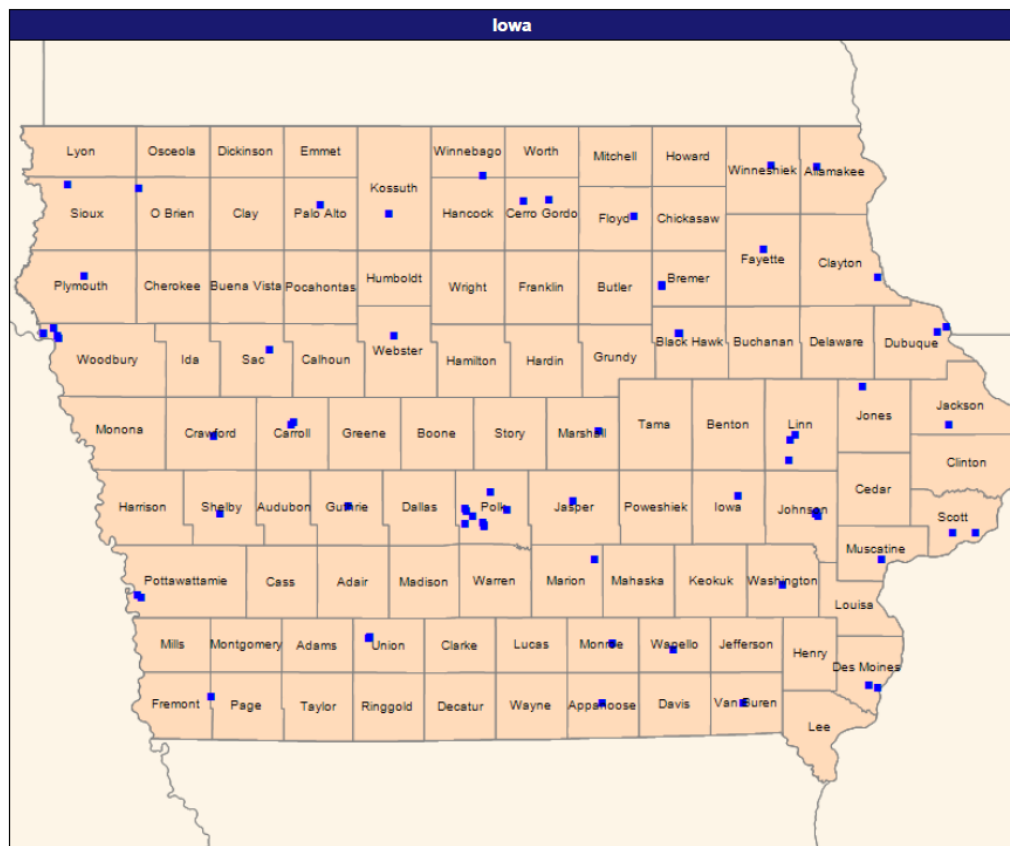
Employment) provider in 30 miles or 30

minutes

Service Areas

■ Iowa

40.23 miles



© 2025 Quest Analytics, LLC.

Table 1W Map: Waiver – Intellectual Disability – Transportation – Urban - 30 minutes or miles:
Less than 100% standard

Network Analysis

1

Map

October 14, 2025

Waiver - ID - Transportation

99 providers at 105 locations

■ All providers

B10 Quarterly

Employee Group

B10 Waiver - ID - Transportation (Iowa - Urban Zips)

Provider Group

Waiver - ID - Transportation

1,222 member locations

Without access (15)

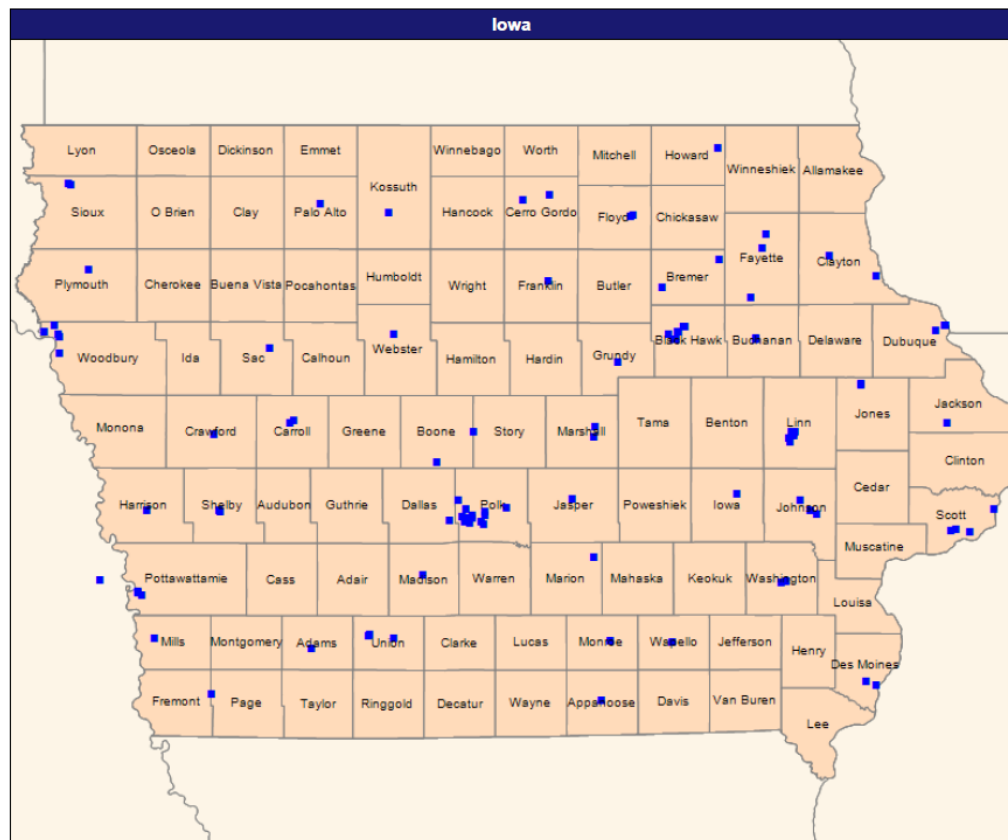
The Access Standard is defined as (B10 Waiver - ID - Transportation (Iowa - Urban Zips)) members accessing:

1 (Waiver - ID - Transportation) provider in 30 miles or 30 minutes

Service Areas

■ Iowa

40.23 miles



© 2025 Private Analytics, LLC

