

B-11. Exceptions Provider Maps

PAHP: Delta Dental of Iowa

Product: All Dental

Reporting Period: SFY2026 Q1

Date Prepared: 10/21/2025

Table of Contents

Contents

Table of Contents	2
Table 1: Primary Care Dentist Access Standards Section	3
Table 2: General Dentist Access Standards Section	4
Table 3: Oral Surgery Access Standards Section	5
Table 4: Orthodontist Access Standards Section	6
Table 5: Pediatric Dentist Access Standards Section	7
Table 6: Periodontist Access Standards Section	8
Table 6A Map – Periodontist – Delta Dental Hawki - Less Than [100%] Standard.....	9
Table 6B Map – Periodontist – Delta Dental DWP - Less Than [100%] Standard.....	10
Table 7: Prosthodontist Access Standards Section	11
Table 7A Map – Prosthodontist – Delta Dental Hawki - Less Than [100%] Standard.....	12
Table 7B Map – Prosthodontist – Delta Dental DWP - Less Than [100%] Standard.....	13
Table 8: Endodontist Access Standards Section	14
Table 8A Map – Endodontist – Delta Dental Hawki - Less Than [100%] Standard.....	15
Table 8B Map – Endodontist – Delta Dental DWP - Less Than [100%] Standard.....	16

Table 1: Primary Care Dentist Access Standards Section

Table displays the percentage of members within the contract standards for Adult (all adults 19 years and older), Pediatric (all children with age 0 – 18), and Hawki Primary Care Dentists and if the contract standard was met (Y/N). The Hawki and DWP Pediatric counts of Primary Care Dentists include General Dentists as well as Pediatric Dentists. The contract standard is 100% with access within 30 minutes or 30 miles from personal residence. Percentages marked in **red** did not meet contract standards.

Provider Category	Provider Type	Time/Distance Standard	Iowa Provider Count	Out of State Provider Count	Total Unique Provider Count	Members with Access	Percentage with Access	Standard Met (Y/N)	Avg Distance (Miles)
Primary Care Provider	Hawki - PCP	30 minutes or miles	966	90	1,041	67,168	100%	Y	3.3
Primary Care Provider	Adult – DWP - PCP	30 minutes or miles	609	62	661	219,314	100%	Y	3.6
Primary Care Provider	Pediatric – DWP - PCP	30 minutes or miles	680	74	741	165,934	100%	Y	3.6

Table 2: General Dentist Access Standards Section

Table displays the percentage of members within the contract standards for General Dentists and if the contract standard was met (Y/N). This table displays information regarding only the General Dentists that are included in the General Dentists calculations above. The contract standard is 100% with access within 30 minutes or 30 miles from personal residence. Percentages marked in red did not meet contract standards.

Provider Type	Time/Distance Standard	Iowa Provider Count	Out of State Provider Count	Total Unique Provider Count	Members with Access	Percentage with Access	Standard Met (Y/N)	Avg Distance (Miles)
Delta Dental - Hawki	30 minutes or miles	892	75	954	67,168	100%	Y	3.4
Delta Dental - DWP	30 minutes or miles	609	62	661	385,248	100%	Y	3.9

Table 3: Oral Surgery Access Standards Section

Table displays the percentage of members within the contract standards for Oral Surgery and if the contract standard was met (Y/N). The contract standard is 60 minutes or miles for 75% of Population 90 minutes or miles for 100% of Population. Percentages marked in **red** did not meet contract standards.

Provider Type	Time/Distance Standard	Iowa Provider Count	Out of State Provider Count	Total Unique Provider Count	Members with Access	% with Access	Standard Met (Y/N)	Avg Distance (Miles)
Delta Dental - Hawki	60 minutes or miles	58	15	65	64,674	96.3%	Y	19.6
Delta Dental - Hawki	90 minutes or miles	58	15	65	67,168	100%	Y	19.6
Delta Dental - DWP	60 minutes or miles	49	11	54	360,373	93.5%	Y	21.0
Delta Dental - DWP	90 minutes or miles	49	11	54	385,248	100%	Y	21.0

Table 4: Orthodontist Access Standards Section

Table displays the percentage of members within the contract standards for Orthodontists and if the contract standard was met (Y/N). The contract standard is 60 minutes or miles for 75% of Population 90 minutes or miles for 100% of Population. Percentages marked in red did not meet contract standards.

Provider Type	Time/Distance Standard	Iowa Provider Count	Out of State Provider Count	Total Unique Provider Count	Members with Access	% with Access	Standard Met (Y/N)	Avg Distance (Miles)
Delta Dental - Hawki	60 minutes or miles	55	9	60	66,216	98.6%	Y	13.0
Delta Dental - Hawki	90 minutes or miles	55	9	60	67,168	100%	Y	13.0
Delta Dental - DWP	60 minutes or miles	37	7	42	377,820	98.1%	Y	19.1
Delta Dental - DWP	90 minutes or miles	37	7	42	385,248	100%	Y	19.1

Table 5: Pediatric Dentist Access Standards Section

Table displays the percentage of members within the contract standards for Pediatric Dentists and if the contract standard was met (Y/N). The contract standard is 60 minutes or miles for 75% of Population 90 minutes or miles for 100% of Population. Percentages marked in red did not meet contract standards.

Provider Type	Time/Distance Standard	Iowa Provider Count	Out of State Provider Count	Total Unique Provider Count	Members with Access	% with Access	Standard Met (Y/N)	Avg Distance (Miles)
Delta Dental - Hawki	60 minutes or miles	74	15	87	66,503	99.0%	Y	14.5
Delta Dental - Hawki	90 minutes or miles	74	15	87	67,168	100%	Y	14.5
Delta Dental - DWP	60 minutes or miles	71	12	80	164,607	99.2%	Y	13.2
Delta Dental - DWP	90 minutes or miles	71	12	80	165,934	100%	Y	13.2

Table 6: Periodontist Access Standards Section

Table displays the percentage of members within the contract standards for Periodontists and if the contract standard was met (Y/N). The contract standard is 60 minutes or miles for 75% of Population 90 minutes or miles for 100% of Population. Percentages marked in red did not meet contract standards.

Provider Type	Time/Distance Standard	Iowa Provider Count	Out of State Provider Count	Total Unique Provider Count	Members with Access	% with Access	Standard Met (Y/N)	Avg Distance (Miles)
Delta Dental - Hawki	60 minutes or miles	8	1	9	23,010	34.3%	N	71.8
Delta Dental - Hawki	90 minutes or miles	8	1	9	44,667	66.5%	N	71.8
Delta Dental - DWP	60 minutes or miles	10	1	11	180,874	47.0%	N	55.4
Delta Dental - DWP	90 minutes or miles	10	1	11	374,924	97.3%	N	55.4

Table 6A Map – Periodontist – Delta Dental Hawki - Less Than [100%] Standard

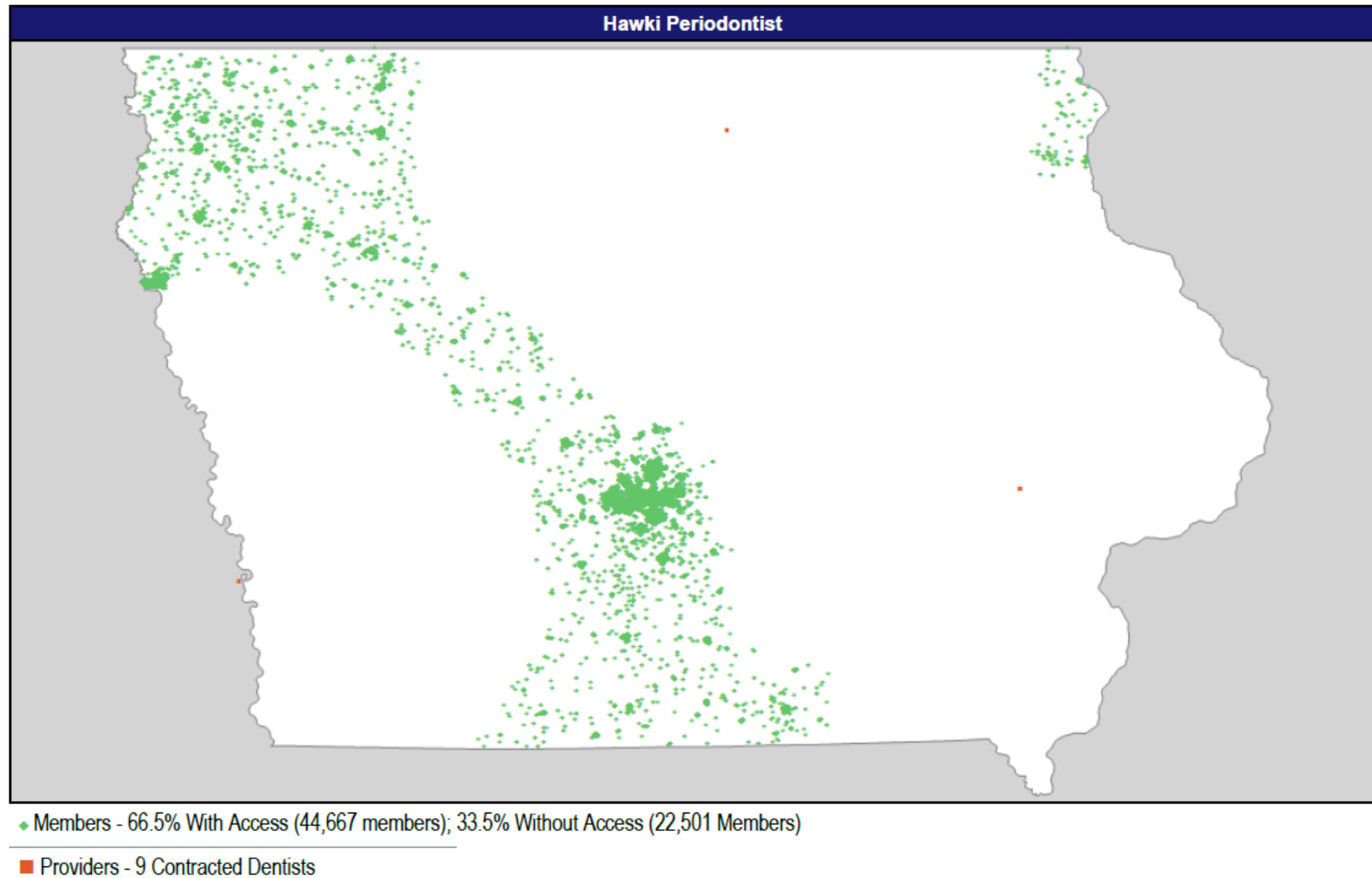


Table 6B Map – Periodontist – Delta Dental DWP - Less Than [100%] Standard

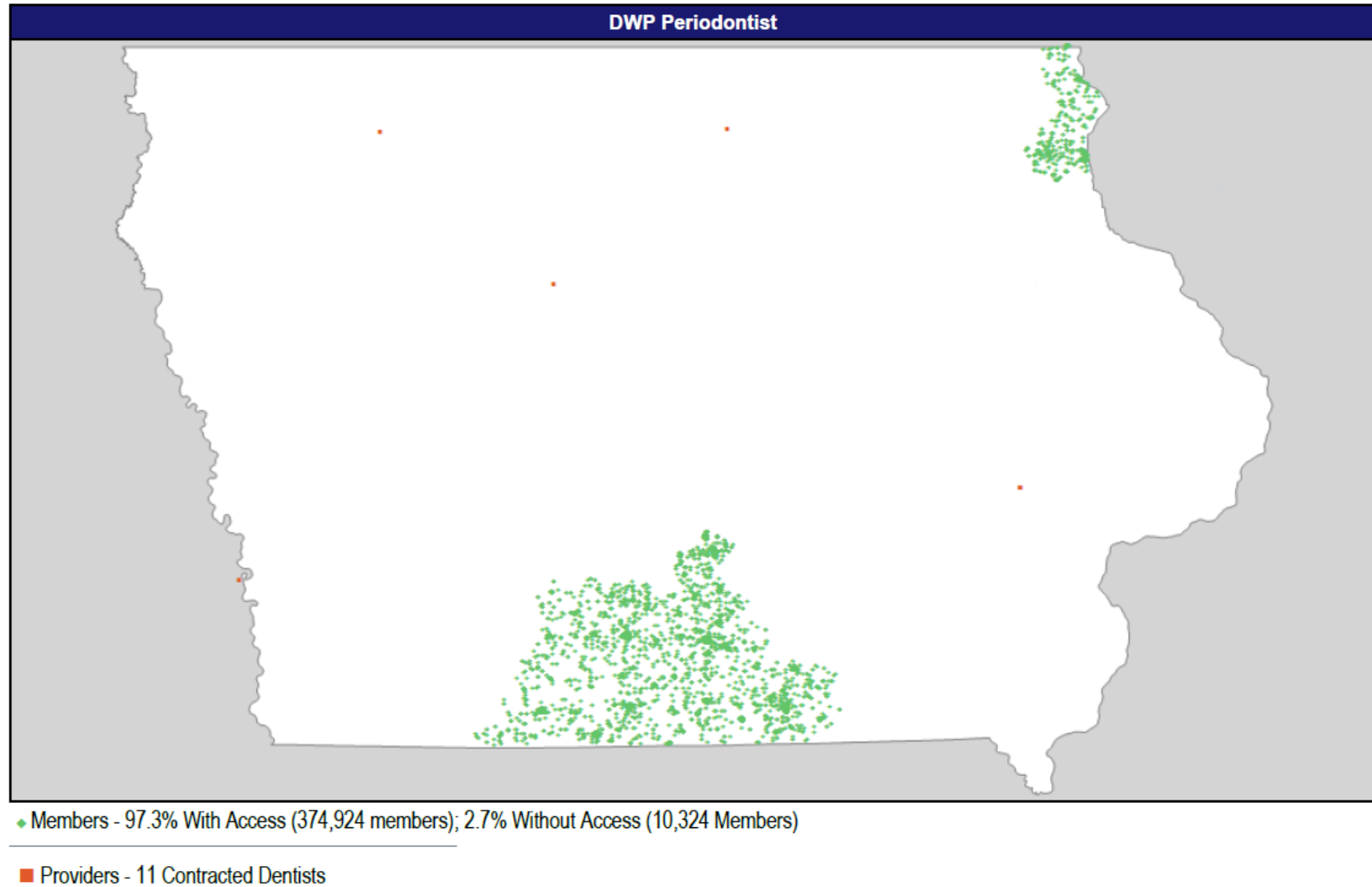


Table 7: Prosthodontist Access Standards Section

Table displays the percentage of members within the contract standards for Prosthodontists Dentist and if the contract standard was met (Y/N). The contract standard is 60 minutes or miles for 75% of Population 90 minutes or miles for 100% of Population. Percentages marked in red did not meet contract standards.

Provider Type	Time/Distance Standard	Iowa Provider Count	Out of State Provider Count	Total Unique Provider Count	Members with Access	% with Access	Standard Met (Y/N)	Avg Distance (Miles)
Delta Dental - Hawki	60 minutes or miles	16	1	17	22,344	33.3%	N	76.1
Delta Dental - Hawki	90 minutes or miles	16	1	17	37,769	56.2%	N	76.1
Delta Dental - DWP	60 minutes or miles	17	1	18	142,735	37.1%	N	72.9
Delta Dental - DWP	90 minutes or miles	17	1	18	228,016	59.2%	N	72.9

Table 7A Map – Prosthodontist – Delta Dental Hawki - Less Than [100%] Standard

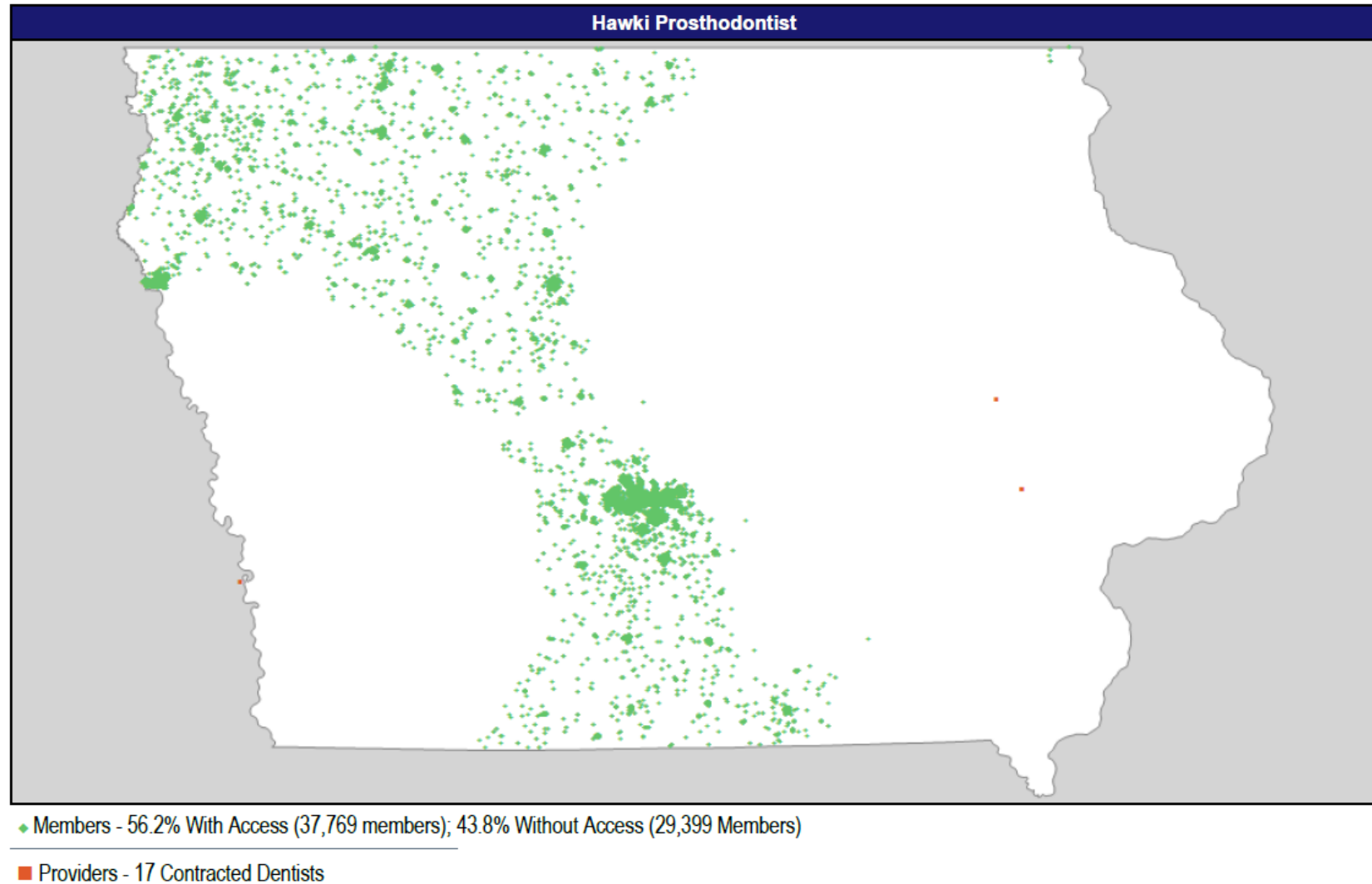


Table 7B Map – Prosthodontist – Delta Dental DWP - Less Than [100%] Standard

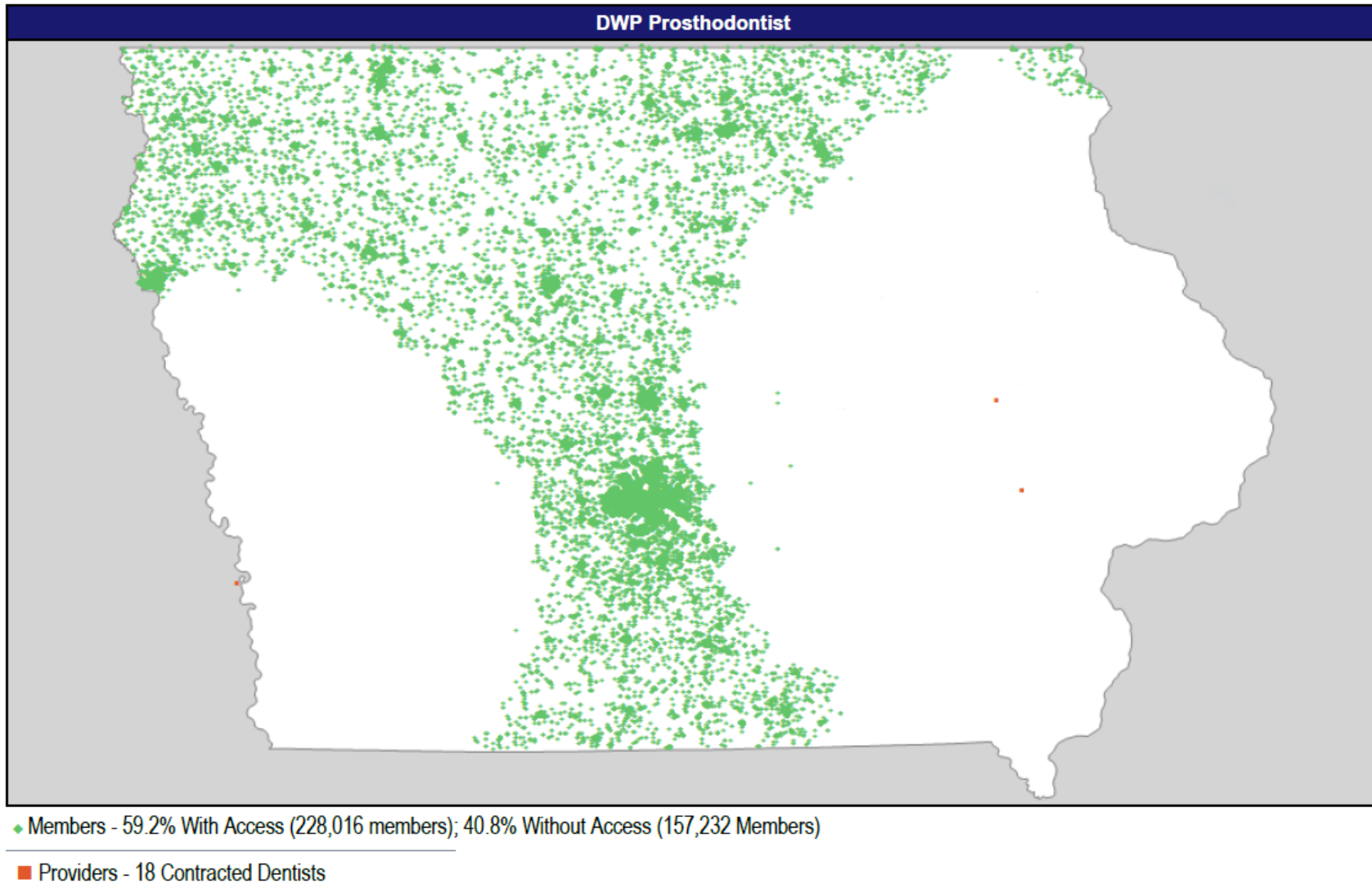


Table 8: Endodontist Access Standards Section

Table displays the percentage of members within the contract standards for Endodontists and if the contract standard was met (Y/N). The contract standard is 60 minutes or miles for 75% of Population 90 minutes or miles for 100% of Population. Percentages marked in red did not meet contract standards.

Provider Type	Time/Distance Standard	Iowa Provider Count	Out of State Provider Count	Total Unique Provider Count	Members with Access	% with Access	Standard Met (Y/N)	Avg Distance (Miles)
Delta Dental - Hawki	60 minutes or miles	11	1	12	45,245	67.4%	N	44.6
Delta Dental - Hawki	90 minutes or miles	11	1	12	59,448	88.5%	N	44.6
Delta Dental - DWP	60 minutes or miles	5	1	6	248,397	64.5%	N	46.5
Delta Dental - DWP	90 minutes or miles	5	1	6	337,400	87.6%	N	46.5

Table 8A Map – Endodontist – Delta Dental Hawki - Less Than [100%] Standard

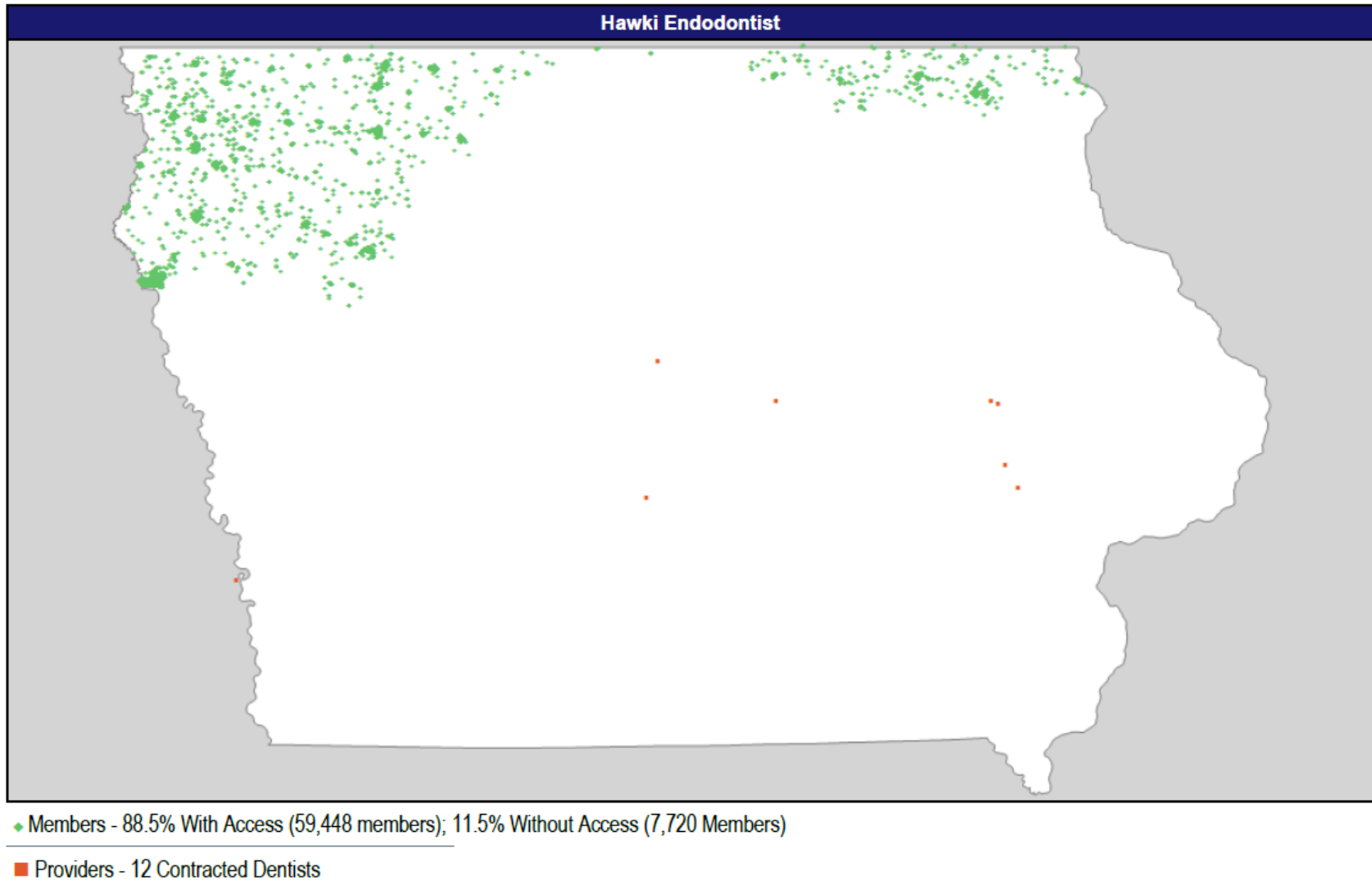


Table 8B Map – Endodontist – Delta Dental DWP - Less Than [100%] Standard

