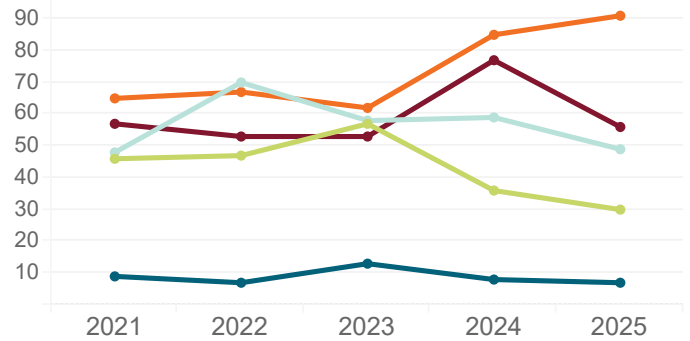


Iowa Substance Abuse Deaths

(2021–2026* Occurrence Data)

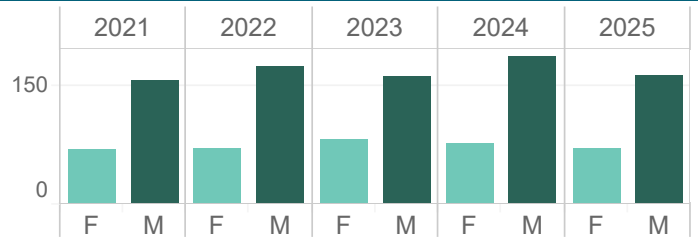
of Deaths Involving Stimulants by Age Group

	2021	2022	2023	2024	2025	2026
00–24	9	7	13	8	7	0
25–34	46	47	57	36	30	6
35–44	48	70	58	59	49	10
45–54	57	53	53	77	56	19
55+	65	67	62	85	91	18
Total	225	244	243	265	233	53



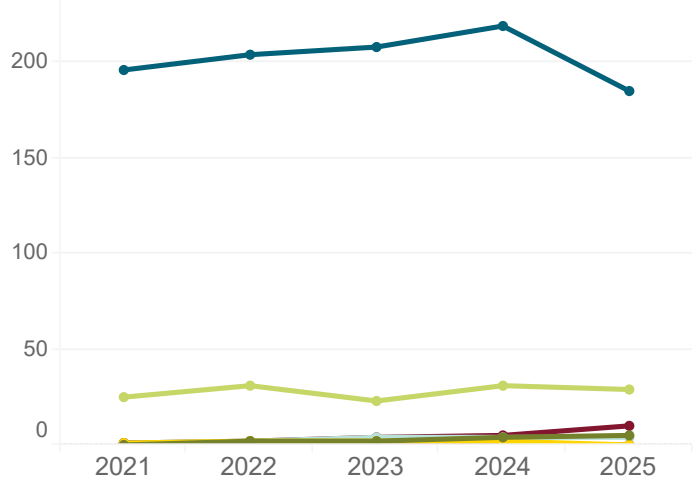
of Deaths Involving Stimulants by Sex

	2021	2022	2023	2024	2025	2026
Female	69	71	82	78	70	19
Male	156	173	161	187	163	34
Total	225	244	243	265	233	53



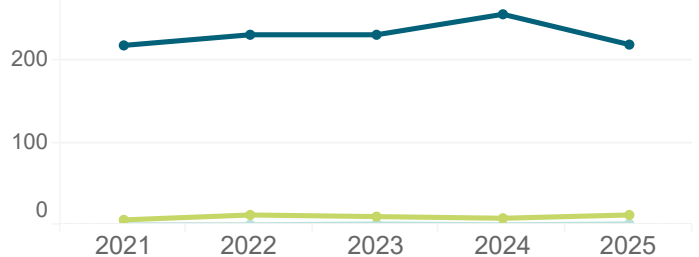
of Deaths Involving Stimulants by Race

	2021	2022	2023	2024	2025	2026
White	196	204	208	219	185	47
Black	25	31	23	31	29	5
AIAN	0	2	2	4	5	0
Asian	1	2	2	2	0	0
NHOPI	1	1	0	0	0	0
ToM Races	1	2	4	4	4	1
Oth. / Unk.	1	2	4	5	10	0
Total	225	244	243	265	233	53



of Deaths Involving Stimulants by Ethnicity

	2021	2022	2023	2024	2025	2026
Hispanic	6	12	10	8	12	0
Non-Hisp.	219	232	232	257	220	53
Unknown	0	0	1	0	1	0
Total	225	244	243	265	233	53



* 2025–2026 data are preliminary and will change as records are registered. Data shown through 4/30/2026.
 Preliminary data last updated 6/8/2026. Report generated 6/11/2026 3:55:38 PM.
 Data Source: Iowa Department of Health and Human Services, Bureau of Health Statistics.