

B-11. Exceptions Provider Maps

PAHP: Delta Dental of Iowa

Product: All Dental

Reporting Period: SFY2026 Q2

Date Prepared: 01/20/2026

Table of Contents

Contents

Table of Contents	2
Table 1: Primary Care Dentist Access Standards Section	3
Table 2: General Dentist Access Standards Section	4
Table 3: Oral Surgery Access Standards Section	5
Table 4: Orthodontist Access Standards Section	6
Table 5: Pediatric Dentist Access Standards Section	7
Table 6: Periodontist Access Standards Section	8
Table 6A Map – Periodontist – Delta Dental Hawki - Less Than [100%] Standard	9
Table 6B Map – Periodontist – Delta Dental DWP - Less Than [100%] Standard	10
Table 7: Prosthodontist Access Standards Section	11
Table 7A Map – Prosthodontist – Delta Dental Hawki - Less Than [100%] Standard	12
Table 7B Map – Prosthodontist – Delta Dental DWP - Less Than [100%] Standard	13
Table 8: Endodontist Access Standards Section	14
Table 8A Map – Endodontist – Delta Dental Hawki - Less Than [100%] Standard	15
Table 8B Map – Endodontist – Delta Dental DWP - Less Than [100%] Standard	16

Table 1: Primary Care Dentist Access Standards Section

Table displays the percentage of members within the contract standards for Adult (all adults 19 years and older), Pediatric (all children with age 0 – 18), and Hawki Primary Care Dentists and if the contract standard was met (Y/N). The Hawki and DWP Pediatric counts of Primary Care Dentists include General Dentists as well as Pediatric Dentists. The contract standard is 100% with access within 30 minutes or 30 miles from personal residence. Percentages marked in red did not meet contract standards.

Provider Category	Provider Type	Time/Distance Standard	Iowa Provider Count	Out of State Provider Count	Total Unique Provider Count	Members with Access	Percentage with Access	Standard Met (Y/N)	Avg Distance (Miles)
Primary Care Provider	Hawki - PCP	30 minutes or miles	983	91	1,059	64,922	100%	Y	3.4
Primary Care Provider	Adult – DWP - PCP	30 minutes or miles	622	63	675	220,745	100%	Y	3.5
Primary Care Provider	Pediatric – DWP - PCP	30 minutes or miles	694	76	757	163,355	100%	Y	3.5

Table 2: General Dentist Access Standards Section

Table displays the percentage of members within the contract standards for General Dentists and if the contract standard was met (Y/N). This table displays information regarding only the General Dentists that are included in the General Dentists calculations above. The contract standard is 100% with access within 30 minutes or 30 miles from personal residence. Percentages marked in red did not meet contract standards.

Provider Type	Time/Distance Standard	Iowa Provider Count	Out of State Provider Count	Total Unique Provider Count	Members with Access	Percentage with Access	Standard Met (Y/N)	Avg Distance (Miles)
Delta Dental - Hawki	30 minutes or miles	908	75	970	64,922	100%	Y	3.4
Delta Dental - DWP	30 minutes or miles	622	63	675	384,100	100%	Y	4.0

Table 3: Oral Surgery Access Standards Section

Table displays the percentage of members within the contract standards for Oral Surgery and if the contract standard was met (Y/N). The contract standard is 60 minutes or miles for 75% of Population 90 minutes or miles for 100% of Population. Percentages marked in red did not meet contract standards.

Provider Type	Time/Distance Standard	Iowa Provider Count	Out of State Provider Count	Total Unique Provider Count	Members with Access	% with Access	Standard Met (Y/N)	Avg Distance (Miles)
Delta Dental - Hawki	60 minutes or miles	59	14	66	62,539	96.3%	Y	19.4
Delta Dental - Hawki	90 minutes or miles	59	14	66	64,922	100%	Y	19.4
Delta Dental - DWP	60 minutes or miles	50	10	55	359,302	93.5%	Y	20.9
Delta Dental - DWP	90 minutes or miles	50	10	55	384,100	100%	Y	20.9

Table 4: Orthodontist Access Standards Section

Table displays the percentage of members within the contract standards for Orthodontists and if the contract standard was met (Y/N). The contract standard is 60 minutes or miles for 75% of Population 90 minutes or miles for 100% of Population. Percentages marked in red did not meet contract standards.

Provider Type	Time/Distance Standard	Iowa Provider Count	Out of State Provider Count	Total Unique Provider Count	Members with Access	% with Access	Standard Met (Y/N)	Avg Distance (Miles)
Delta Dental - Hawki	60 minutes or miles	56	9	61	64,374	99.2%	Y	12.4
Delta Dental - Hawki	90 minutes or miles	56	9	61	64,922	100%	Y	12.4
Delta Dental - DWP	60 minutes or miles	37	7	42	377,753	98.3%	Y	18.2
Delta Dental - DWP	90 minutes or miles	37	7	42	384,100	100%	Y	18.2

Table 5: Pediatric Dentist Access Standards Section

Table displays the percentage of members within the contract standards for Pediatric Dentists and if the contract standard was met (Y/N). The contract standard is 60 minutes or miles for 75% of Population 90 minutes or miles for 100% of Population. Percentages marked in red did not meet contract standards.

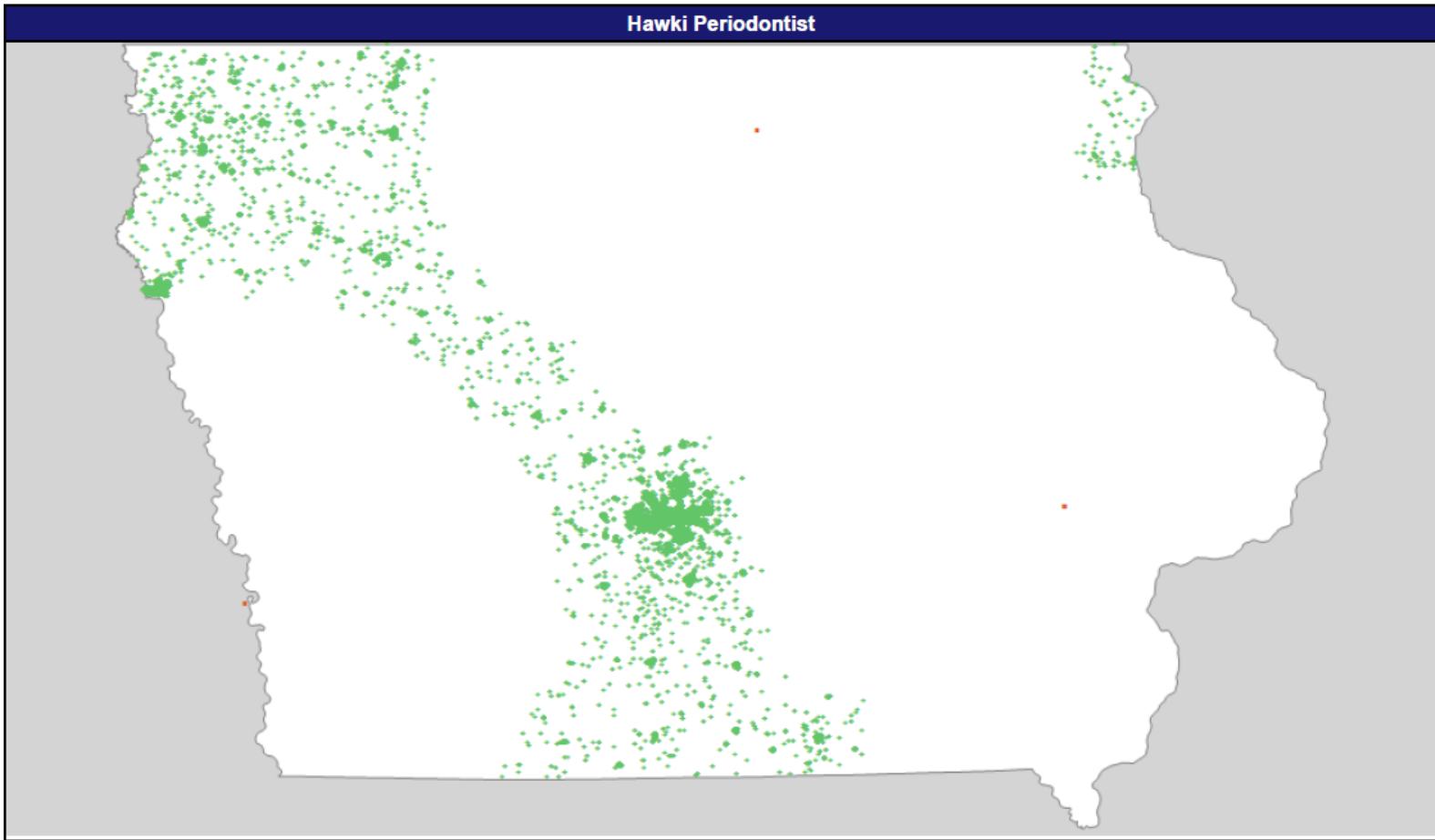
Provider Type	Time/Distance Standard	Iowa Provider Count	Out of State Provider Count	Total Unique Provider Count	Members with Access	% with Access	Standard Met (Y/N)	Avg Distance (Miles)
Delta Dental - Hawki	60 minutes or miles	75	16	89	64,311	99.1%	Y	14.5
Delta Dental - Hawki	90 minutes or miles	75	16	89	64,922	100%	Y	14.5
Delta Dental - DWP	60 minutes or miles	72	13	82	380,886	99.2%	Y	13.3
Delta Dental - DWP	90 minutes or miles	72	13	82	384,100	100%	Y	13.3

Table 6: Periodontist Access Standards Section

Table displays the percentage of members within the contract standards for Periodontists and if the contract standard was met (Y/N). The contract standard is 60 minutes or miles for 75% of Population 90 minutes or miles for 100% of Population. Percentages marked in red did not meet contract standards.

Provider Type	Time/Distance Standard	Iowa Provider Count	Out of State Provider Count	Total Unique Provider Count	Members with Access	% with Access	Standard Met (Y/N)	Avg Distance (Miles)
Delta Dental - Hawki	60 minutes or miles	8	1	9	22,320	34.3%	N	71.8
Delta Dental - Hawki	90 minutes or miles	8	1	9	43,102	66.4%	N	71.8
Delta Dental - DWP	60 minutes or miles	9	1	10	138,862	36.2%	N	69.8
Delta Dental - DWP	90 minutes or miles	9	1	10	264,035	68.7%	N	69.8

Table 6A Map – Periodontist – Delta Dental Hawki - Less Than [100%] Standard



◆ Members - 66.4% With Access (43,102 members); 33.6% Without Access (21,820 members)

■ Providers - 9 Contracted Dentists

Table 6B Map – Periodontist – Delta Dental DWP - Less Than [100%] Standard

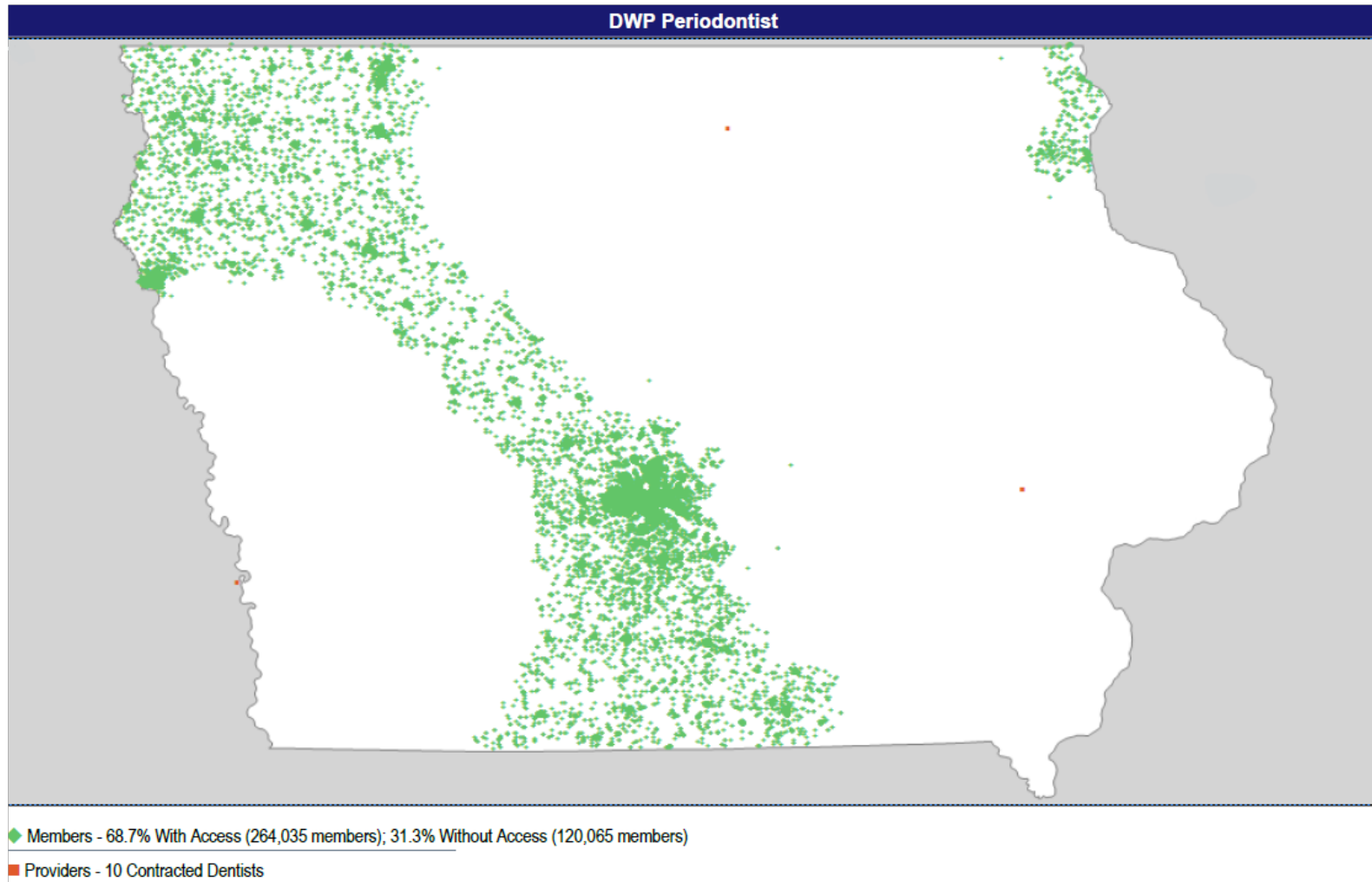


Table 7: Prosthodontist Access Standards Section

Table displays the percentage of members within the contract standards for Prosthodontists Dentist and if the contract standard was met (Y/N). The contract standard is 60 minutes or miles for 75% of Population 90 minutes or miles for 100% of Population. Percentages marked in red did not meet contract standards.

Provider Type	Time/Distance Standard	Iowa Provider Count	Out of State Provider Count	Total Unique Provider Count	Members with Access	% with Access	Standard Met (Y/N)	Avg Distance (Miles)
Delta Dental - Hawki	60 minutes or miles	16	1	17	21,607	33.3%	N	76.1
Delta Dental - Hawki	90 minutes or miles	16	1	17	36,371	56.0%	N	76.1
Delta Dental - DWP	60 minutes or miles	16	1	17	142,374	37.1%	N	72.9
Delta Dental - DWP	90 minutes or miles	16	1	17	227,475	59.2%	N	72.9

Table 7A Map – Prosthodontist – Delta Dental Hawki - Less Than [100%] Standard

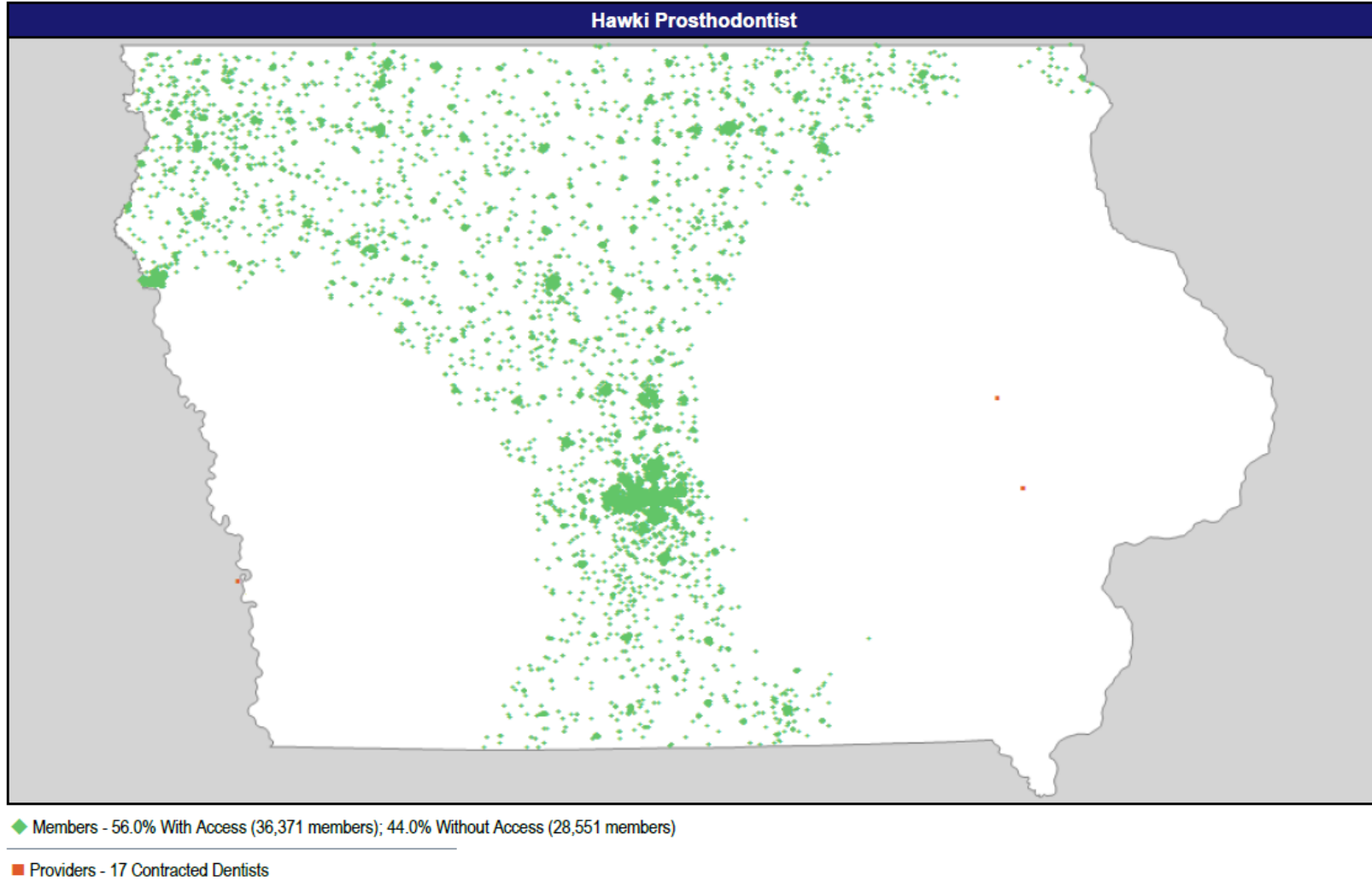


Table 7B Map – Prosthodontist – Delta Dental DWP - Less Than [100%] Standard

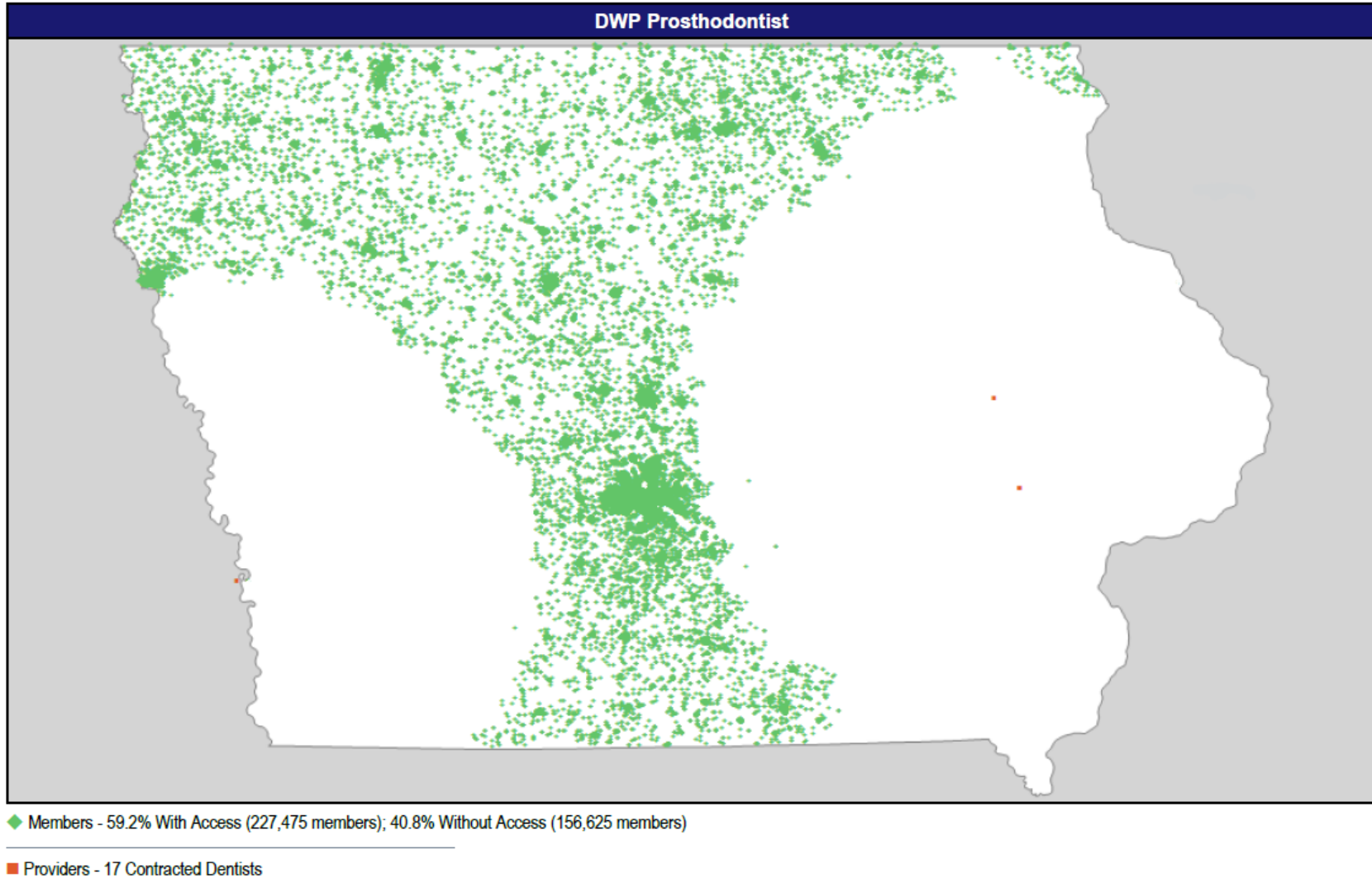
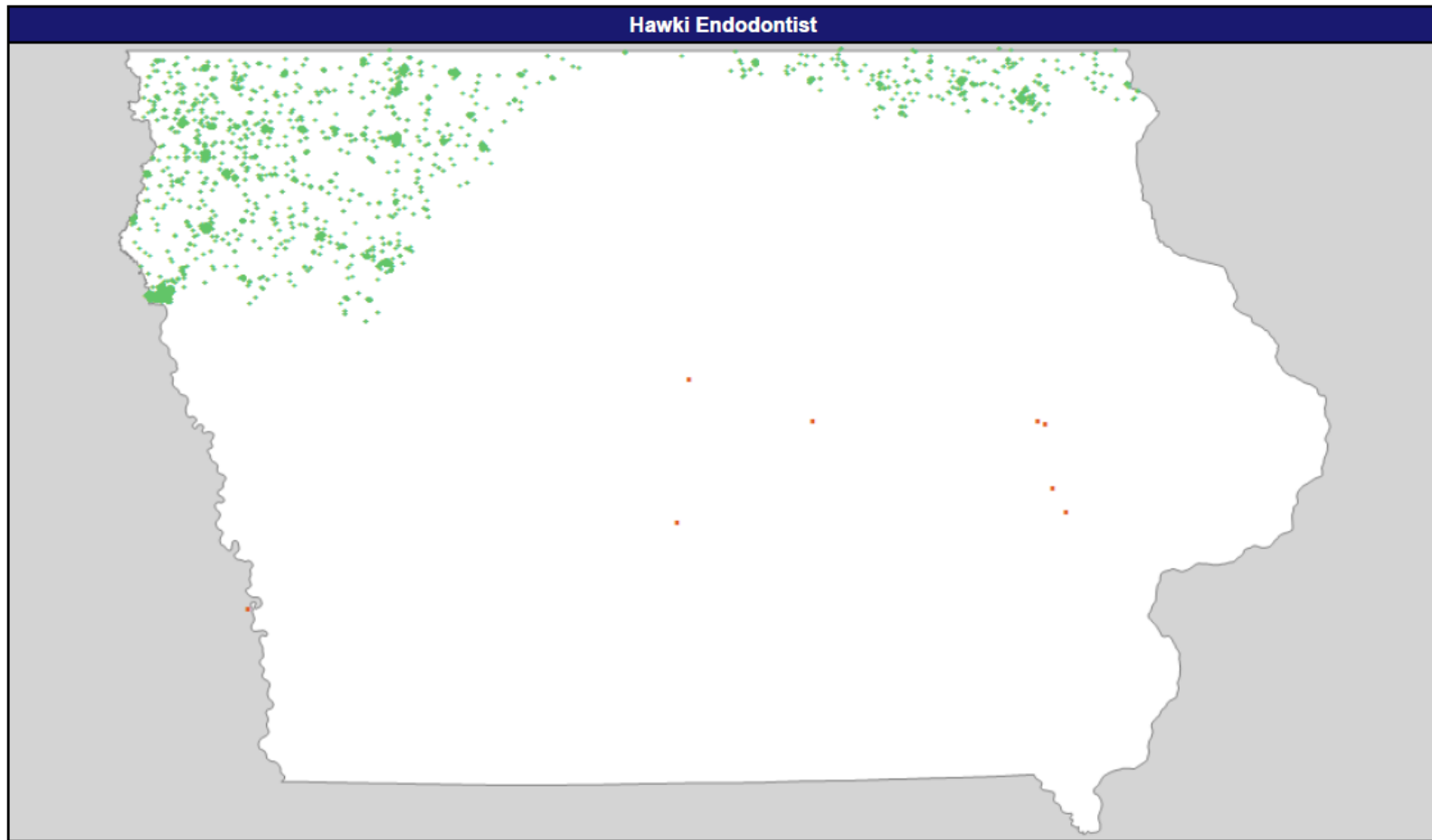


Table 8: Endodontist Access Standards Section

Table displays the percentage of members within the contract standards for Endodontists and if the contract standard was met (Y/N). The contract standard is 60 minutes or miles for 75% of Population 90 minutes or miles for 100% of Population. Percentages marked in red did not meet contract standards.

Provider Type	Time/Distance Standard	Iowa Provider Count	Out of State Provider Count	Total Unique Provider Count	Members with Access	% with Access	Standard Met (Y/N)	Avg Distance (Miles)
Delta Dental - Hawki	60 minutes or miles	11	1	12	43,837	67.5%	N	44.6
Delta Dental - Hawki	90 minutes or miles	11	1	12	57,457	88.5%	N	44.6
Delta Dental - DWP	60 minutes or miles	5	1	6	247,723	64.5%	N	46.5
Delta Dental - DWP	90 minutes or miles	5	1	6	336,329	87.6%	N	46.5

Table 8A Map – Endodontist – Delta Dental Hawki - Less Than [100%] Standard



◆ Members - 88.5% With Access (57,457 members); 11.5% Without Access (7,465 members)

■ Providers - 12 Contracted Dentists

Table 8B Map – Endodontist – Delta Dental DWP - Less Than [100%] Standard

