




# Ryan White Part B 2025 Program Snapshot

**Key**

- Ryan White Part B Agency
- Ryan White Part B Subcontract Agency
- Ryan White Part B Agency & Ryan White Part C Clinic
- Ryan White Part B Subcontract Agency & Ryan White Part C Clinic
- Ryan White Part B Agency Satellite Site

 **2,677** Ryan White Part B clients served

**92%** enrolled in case management

### Ryan White Part B-Funded Staff


76.89 FTE

Program Managers, Case Managers, Field Benefits Specialists, Nursing Staff, Support Staff, Behavioral Health Consultants, Medical Providers, Outreach Staff, Data & Quality Staff, Pharmacist, Marketing Specialist


## Services


- Emergency Financial Assistance: 766 clients served • 1,904 total services • \$934,816 total
- Food Assistance: 1,601 clients served • 11,317 total services • \$515,554 total
- Health Insurance Assistance: 993 clients served • 9,000 total services • \$696,981 total
- Housing Assistance: 488 clients served • 2,861 total services • \$1,169,768
- Transportation Assistance: 1,383 clients served • 9,164 total services • \$244,155 total

**4%** temporary housing




**4%** unstable housing

 **34%** of clients were aged **55 and older**

 **48%** of clients were living under 138% of the Federal Poverty Level






## 2025 Ryan White Part B Agency Snapshot Cedar AIDS Support System (CASS)

<p><b>RW Part B-Funded Staff</b> 2.97 FTE Program Manager, Case Managers, Field Benefit Specialist</p>	 <p><b>171</b> Ryan White Part B clients served</p>	
<p><b>99%</b> enrolled in case management</p>		

### Services

- Emergency Financial Assistance: 20 clients served • 25 total services • \$15,466 total
- Food Assistance: 113 clients served • 1,884 total services • \$94,160 total
- Health Insurance Assistance: 36 clients served • 76 total services • \$23,688 total
- Housing Assistance: 9 clients served • 26 total services • \$11,133 total
- Transportation Assistance: 90 clients served • 605 total services • \$31,263 total

<p><b>5%</b> temporary housing</p>  <p><b>1%</b> unstable housing</p>	<p><b>36%</b> of clients were aged <b>55 and older</b></p> 	<p><b>42%</b> of clients were living under 138% of the Federal Poverty Level</p> 
--	--	--

Dubuque, IA

## 2025 Ryan White Part B Agency Snapshot Dubuque Visiting Nurses Association (DVNA)

### RW Part B-Funded Staff

3.66 FTE  
Program Manager,  
Case Managers,  
Field Benefit Specialist,  
Support Staff



**72**

Ryan White Part B clients served

**100%** enrolled in case management

### Services

Emergency Financial Assistance: 16 clients served • 33 total services • \$24,454 total

Food Assistance: 43 clients served • 174 total services • \$13,409 total

Health Insurance Assistance: 21 clients served • 79 total services • \$14,203 total

Housing Assistance: 16 clients served • 59 total services • \$22,611 total

Transportation Assistance: 56 clients served • 202 total services • \$5,493 total

**10%** temporary housing



**3%** unstable housing



**38%** of clients were aged **55 and older**



**47%** of clients were living under 138% of the Federal Poverty Level

Cedar Rapids, IA

## 2025 Ryan White Part B Agency Snapshot Linn County Community Services (LCCS)

### RW Part B-Funded Staff

6.75 FTE  
Program Manager,  
Case Managers,  
Field Benefit Specialist,  
Support Staff



**264**

Ryan White Part B clients served

**100%**

enrolled in case management

### Services

Emergency Financial Assistance: 120 clients served • 287 total services • \$107,430 total

Food Assistance: 196 clients served • 1,389 total services • \$46,384 total

Health Insurance Assistance: 88 clients served • 244 total services • \$42,699 total

Housing Assistance: 73 clients served • 358 total services • \$117,192 total

Transportation Assistance: 187 clients served • 1,600 total services • \$34,805 total

**4%** temporary housing



**2%** unstable housing



**31%** of clients were aged **55 and older**



**50%** of clients were living under 138% of the Federal Poverty Level

## 2025 Ryan White Part B Agency Snapshot Nebraska AIDS Project (NAP)

Omaha, NE

### RW Part B-Funded Staff

3.62 FTE

Program Manager,  
Case Managers,  
Field Benefit Specialist



**134**

Ryan White Part B clients served

**100%**

enrolled in case management

### Services

Emergency Financial Assistance: 37 clients served • 65 total services • \$35,321 total

Food Assistance: 48 clients served • 150 total services • \$11,300 total

Health Insurance Assistance: 40 clients served • 115 total services • \$44,515 total

Housing Assistance: 34 clients served • 135 total services • \$56,468 total

Transportation Assistance: 61 clients served • 479 total services • \$9,937 total

**4%** temporary housing



**2%** unstable housing



**37%** of clients were  
aged **55 and older**



**45%** of clients  
were living under  
138% of the  
Federal Poverty  
Level

Mason City, IA

## 2025 Ryan White Part B Agency Snapshot North Iowa Community Action Organization (NICA)

### RW Part B-Funded Staff

1.90 FTE

Program Manager,  
Case Managers,  
Field Benefit Specialist



71

Ryan White Part B  
clients served

98%

enrolled in case management

### Services

Emergency Financial Assistance: 27 clients served • 60 total services • \$25,175 total

Food Assistance: 41 clients served • 448 total services • \$22,400 total

Health Insurance Assistance: 36 clients served • 134 total services • \$35,659 total

Housing Assistance: 12 clients served • 77 total services • \$19,914 total

Transportation Assistance: 51 clients served • 201 total services • \$6,147 total

4% temporary housing



4% unstable housing



44% of clients were  
aged 55 and older



32% of clients  
were living under  
138% of the  
Federal Poverty  
Level

## 2025 Ryan White Part B Agency Snapshot Primary Health Care (PHC)

# 1,034

Ryan White Part B clients served

# 89%

enrolled in case management

**RW Part B-Funded Staff | 32.10 FTE**  
 Program Manager, Case Managers, Field Benefit Specialist, Support Staff, Nursing Staff, Behavioral Health Consultant, Medical Provider, Pharmacist, Data and Quality Staff, Homeless Outreach Worker, Marketing Specialist

### Services

- Emergency Financial Assistance: 272 clients served • 755 total services • \$410,817 total
- Food Assistance: 756 clients served • 5,643 total services • \$235,035 total
- Health Insurance Assistance: 203 clients served • 528 total services • \$73,567 total
- Housing Assistance: 167 clients served • 1,181 total services • \$514,381 total
- Transportation Assistance: 628 clients served • 4,661 total services • \$75,584 total

4%

temporary housing

5%

unstable housing

28%

of clients were aged 55 and older

51%

of clients were living under 138% of the Federal Poverty Level

Sioux City, IA

## 2025 Ryan White Part B Agency Snapshot Siouxland Community Health Center (SCHC)

### RW Part B-Funded Staff

4.85 FTE  
Program Manager,  
Case Managers,  
Field Benefit Specialist,  
Support Staff



**233**

Ryan White Part B  
clients served

**100%**

enrolled in case management

### Services

Emergency Financial Assistance: 59 clients served • 144 total services • \$61,154 total

Food Assistance: 98 clients served • 373 total services • \$15,505 total

Health Insurance Assistance: 10 clients served • 19 total services • \$2,616 total

Housing Assistance: 24 clients served • 81 total services • \$44,104 total

Transportation Assistance: 97 clients served • 599 total services • \$17,687 total

**7%** temporary housing



**5%** unstable housing



**30%** of clients were  
aged **55 and older**



**50%** of clients  
were living under  
138% of the  
Federal Poverty  
Level



2025 Ryan White Part B Agency Snapshot  
**The Project Quad Cities\* (TPQC)**  
*\*Data include subcontracted agency MercyOne Genesis*


 **284** Ryan White Part B clients served


**74%** enrolled in case management


**RW Part B-Funded Staff | 7.30 FTE**  
 Program Manager, Case Managers, Field Benefits Specialist, Support Staff, Behavioral Health Consultant, Nursing Staff, Medical Providers, Outreach Specialist

**Services**

- Emergency Financial Assistance: 60 clients served • 133 total services • \$53,877 total
- Food Assistance: 74 clients served • 315 total services • \$20,544 total
- Health Insurance Assistance: 24 clients served • 37 total services • \$19,178 total
- Housing Assistance: 44 clients served • 312 total services • \$66,069 total
- Transportation Assistance: 47 clients served • 227 total services • \$8,861 total

**3%** temporary housing  
  
**2%** unstable housing

  
**46%** of clients were aged **55 and older**

 **48%** of clients were living under 138% of the Federal Poverty Level

Iowa City, IA  
Ottumwa, IA

2025 Ryan White Part B Agency Snapshot  
**University of Iowa Hospitals and Clinics (UIHC)**  
*\*Data Includes subcontracted agency River Hills Community Health Center*

**574** Ryan White Part B clients served

**74%** enrolled in case management

**RW Part B-Funded Staff | 13.74 FTE**  
Program Manager, Case Managers, Field Benefits Specialist, Support Staff, Behavioral Health Consultant, Dental Staff, Medical Providers, Data and Quality Staff

**Services**

- Emergency Financial Assistance: 152 clients served • 394 total services • \$171,155 total
- Food Assistance: 254 clients served • 941 total services • \$56,816 total
- Health Insurance Assistance: 41 clients served • 125 total services • \$45,396 total
- Housing Assistance: 109 clients served • 631 total services • \$316,123 total
- Transportation Assistance: 174 clients served • 620 total services • \$54,374 total

**6%** temporary housing  
**3%** unstable housing

**37%** of clients were aged **55 and older**

**43%** of clients were living under 138% of the Federal Poverty Level