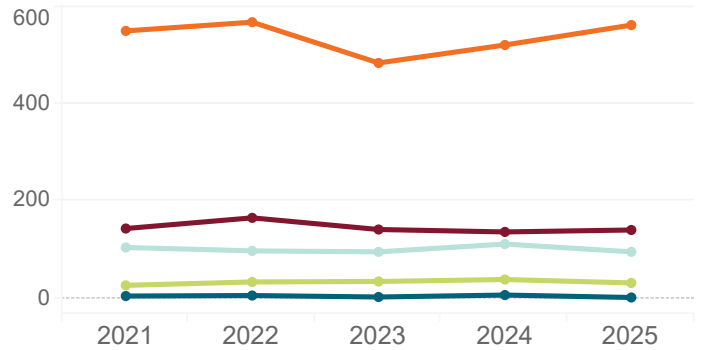


Iowa Substance Abuse Deaths

(2021–2026* Occurrence Data)

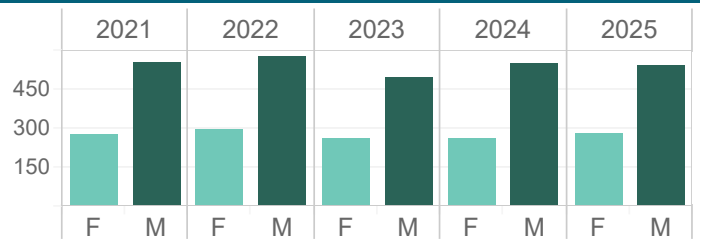
of Deaths Involving Alcohol by Age Group

	2021	2022	2023	2024	2025	2026
00–24	4	5	2	6	1	0
25–34	26	33	34	38	31	14
35–44	104	97	95	111	95	33
45–54	143	165	141	136	140	38
55+	550	568	484	521	562	160
Total	827	868	756	812	829	245



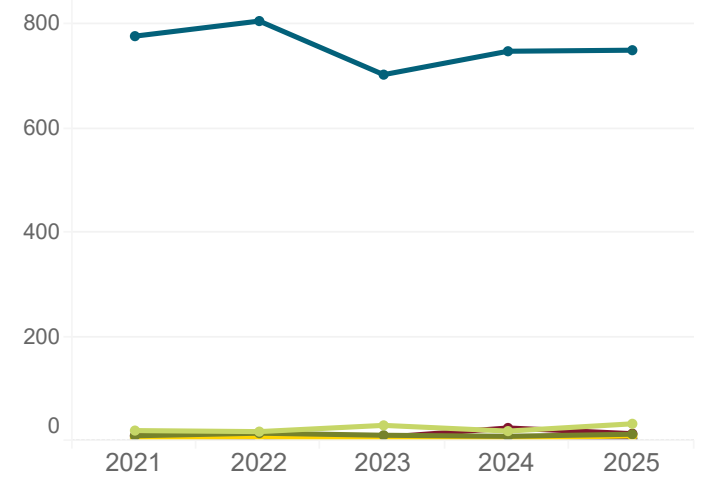
of Deaths Involving Alcohol by Sex

	2021	2022	2023	2024	2025	2026
Female	274	295	260	263	283	80
Male	553	573	496	549	546	165
Total	827	868	756	812	829	245



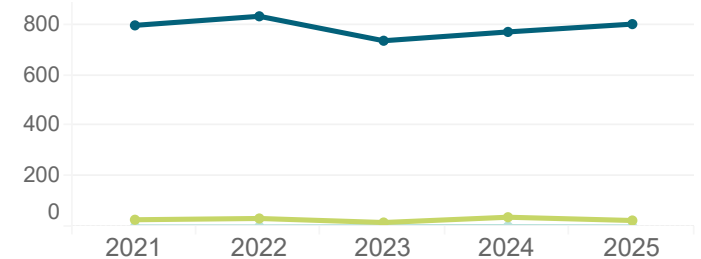
of Deaths Involving Alcohol by Race

	2021	2022	2023	2024	2025	2026
White	778	807	704	749	751	228
Black	20	18	30	19	33	6
AIAN	10	15	11	9	13	3
Asian	6	8	3	5	10	2
NHOPI	0	0	0	2	4	0
ToM Races	3	4	1	3	4	2
Oth. / Unk.	10	16	7	25	14	4
Total	827	868	756	812	829	245



of Deaths Involving Alcohol by Ethnicity

	2021	2022	2023	2024	2025	2026
Hispanic	28	33	17	38	25	13
Non-Hisp.	799	835	738	773	804	231
Unknown	0	0	1	1	0	1
Total	827	868	756	812	829	245



* 2025–2026 data are preliminary and will change as records are registered. Data shown through 4/30/2026.
 Preliminary data last updated 6/8/2026. Report generated 6/11/2026 3:55:38 PM.
 Data Source: Iowa Department of Health and Human Services, Bureau of Health Statistics.