




Back to School
Conference 2023

On June 14, 2022, Gov. Reynolds announced \$100 million in school safety funding to support Iowa's 327 public school districts and 183 nonpublic and independent schools during a press conference with the Department of Public Safety, Department of Education, and the Department Homeland Security and Emergency Management.



- **Breakdown of Funds**

- \$75M School Safety Improvement Fund
- \$7.5M Vulnerability assessments for all 1,500 K-12 School buildings
- \$6M Digital critical incident mapping technology
- \$4.5M Radios for schools
- \$1.5M Digital applications and software for reporting and intelligence
- \$5.5M School Safety Bureau operations funding through 2026



Other State Agency Goals

- **Department of Education**

- Conduct critical incident mapping of every school
- Provide a tactical layout of each school to LEO/EMS

- **HSEMD**

- Provide vulnerability risk assessments on all 1500 K-12 school buildings
- Provide up to \$50,000 per building in grant funds for building hardening and security upgrades



Governor's School Safety Bureau Mission (DPS)

1. Provide active shooter training to schools/places of worship
2. Provide active shooter training to our law enforcement and first responders statewide
3. Provide an emergency radio to every school in Iowa
4. Develop and monitor a threat reporting tool that is assessable via an app, website, and telephone



Governor's School Safety Bureau's Mission/Goals

1. Train Law Enforcement, First Responders and Educators on how to respond and survive active shooter events
 - 2300+ educators have received active shooter training this school year
 - 950+ educators have received Stop The Bleed training
 - 515+ law enforcement officers have attended level 1 response training (DPS/ILEA)
 - 100+ new active shooter instructors will be certified this year to assist in the training of Iowa first responders

Active Shooter Training for Schools –ALERRT (Texas State University)

CRASE – Civilian Response to Active Shooter Events

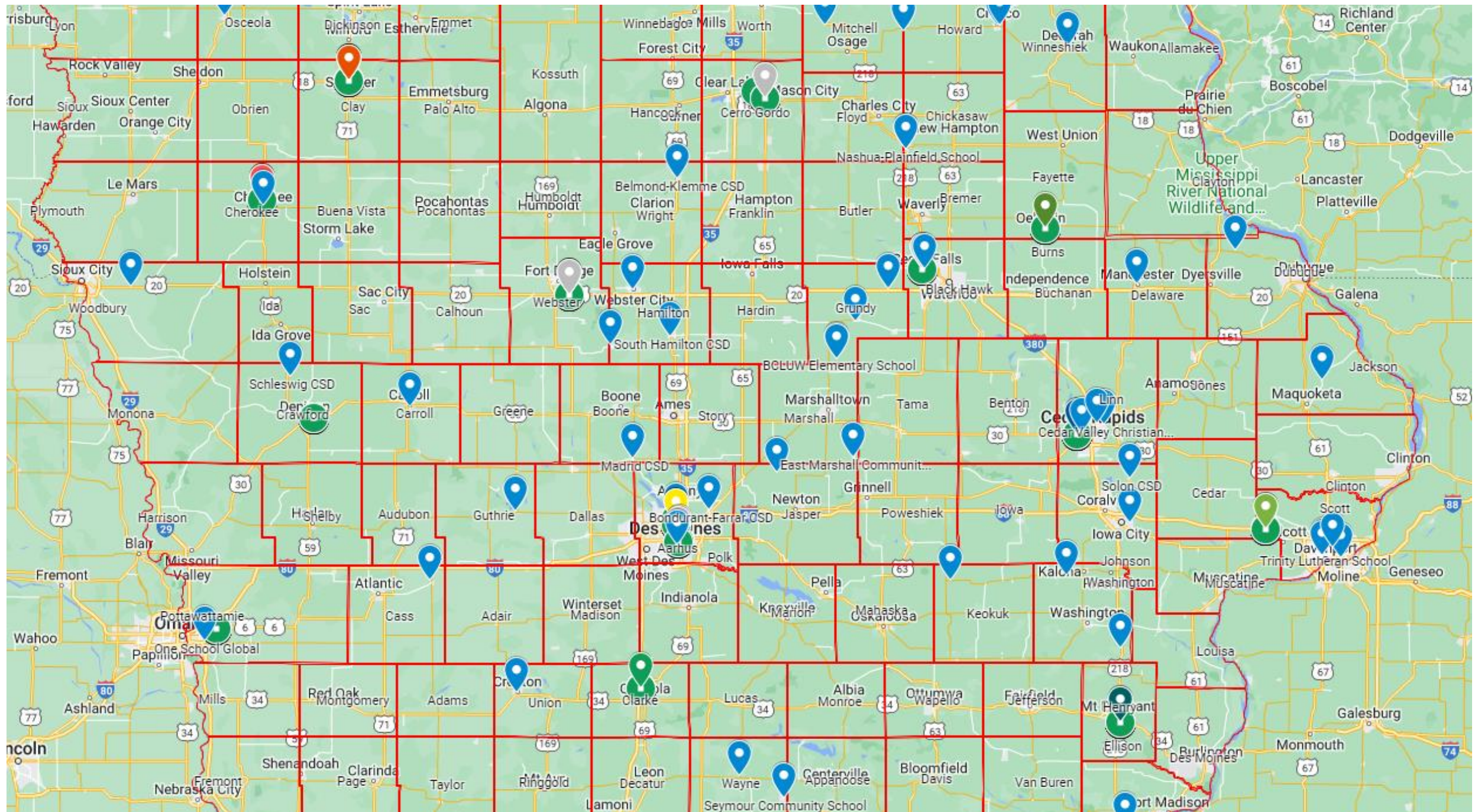
- Presentation that provides strategies, guidance, and a proven plan for surviving an active shooter event (Run-Hide-Fight) – 2-2.5 hrs. classroom instruction

STB – Stop The Bleed

- The American College of Surgeons program that teaches 3 quick techniques to control bleeding and save lives – 90 min hands on

CRCC – Civilian Response and Casualty Care

- Combination of CRASE and STB – 3-4 hrs.



Governor's School Safety Bureau's Mission/Goals

2. Provide emergency radios to all K-12 schools for better communication with first responders
 - 1253 emergency radios were ordered/processed through GSSB
 - These radios are currently being installed and programmed locally
 - Allows schools to have direct contact with dispatch during an emergency event

Emergency Radios

Governor's School Safety Bureau's Mission/Goals

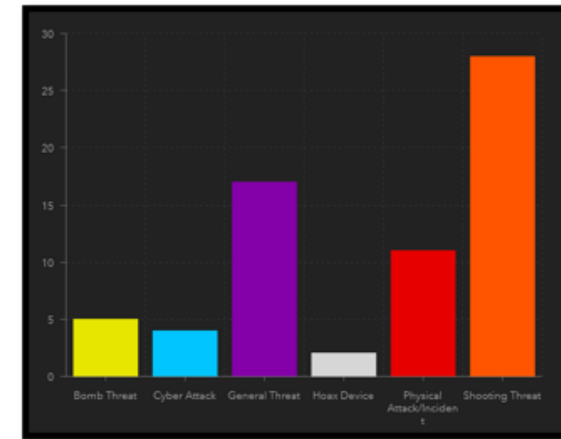
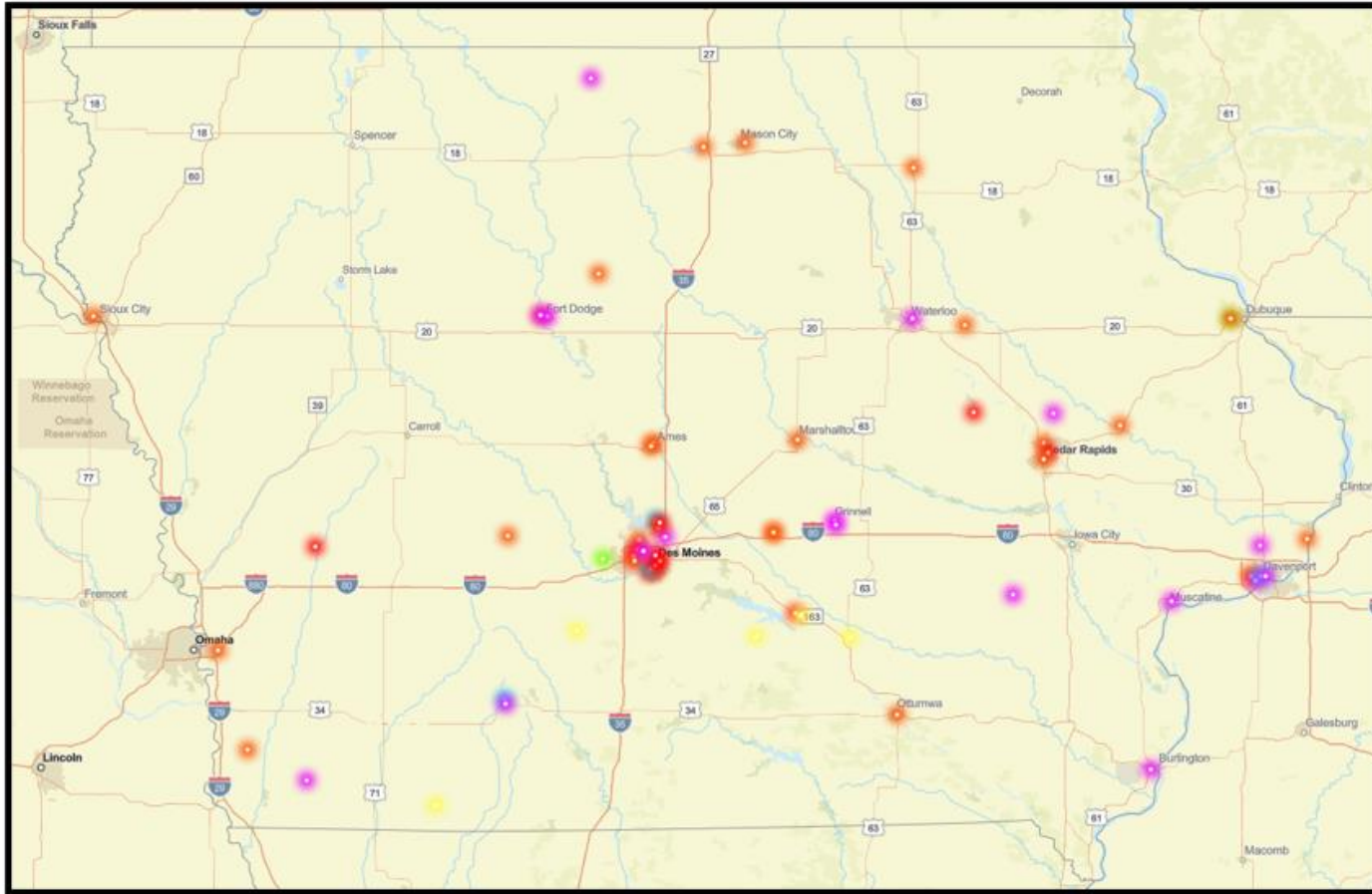
3. Develop a threat reporting solution for Iowa Schools
 - Had to be anonymous
 - Needed to be user friendly
 - Have the ability for two-way communication
 - Had to be free and accessible to all Iowa Schools

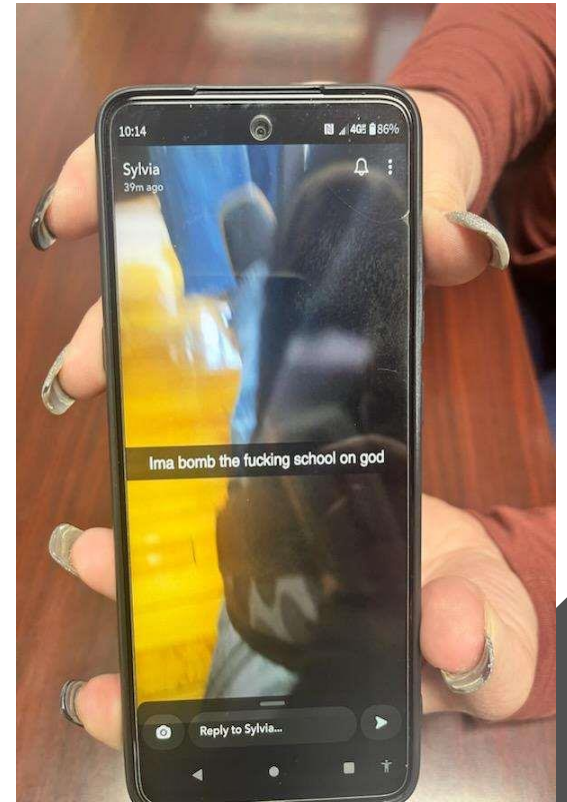


The solution:



Threat Reporting

Iowa School Threat Incidents: 2022-2023 Academic Year : 126





How does this information get to law enforcement

Social Media Threats



Safe+Sound Iowa

Anonymous Reporting. Any Hour. Any Day.

Safe+Sound Iowa

- Free anonymous K–12 school safety reporting system
- Helps students, teachers, parents and community members keep Iowa schools safe
- Helps identify and provide intervention for students in crisis before they harm themselves or others





Safe+Sound Iowa

Helps prevent:

- School violence
- Unlawful possession of weapons
- Self-harm
- Other forms of victimization and threatening behavior

Helps enable:

- School administrators and law enforcement to work together for effective interventions

Why Reporting Matters

In **80%** of shootings, at least one other person had advance knowledge of what was to occur.

(U.S. Secret Service and U.S. Department of Education)

Of those who noticed concerning behavior in advance of an active shooting by a student:

- **92%** were schoolmates.
- **75%** were teachers or school staff.

(U.S. Federal Bureau of Investigation)

Ways to Make a Report



SafeandSoundIowa.gov

Select "Make a Report"



Mobile App



Tip Line

800-224-6018

Free. Secure. Anonymous.

Connecting Concerns, Creating Action

Free anonymous school safety reporting system:



Safety concerns of students, teachers, parents and community members



Safe+Sound Iowa



Local school contacts, law enforcement and/or other community partners



Outreach and support to student in crisis

Safe+Sound Iowa:

Offers Early Intervention

Identify and help a student who is struggling before they cause harm to themselves or others

Empowers Students

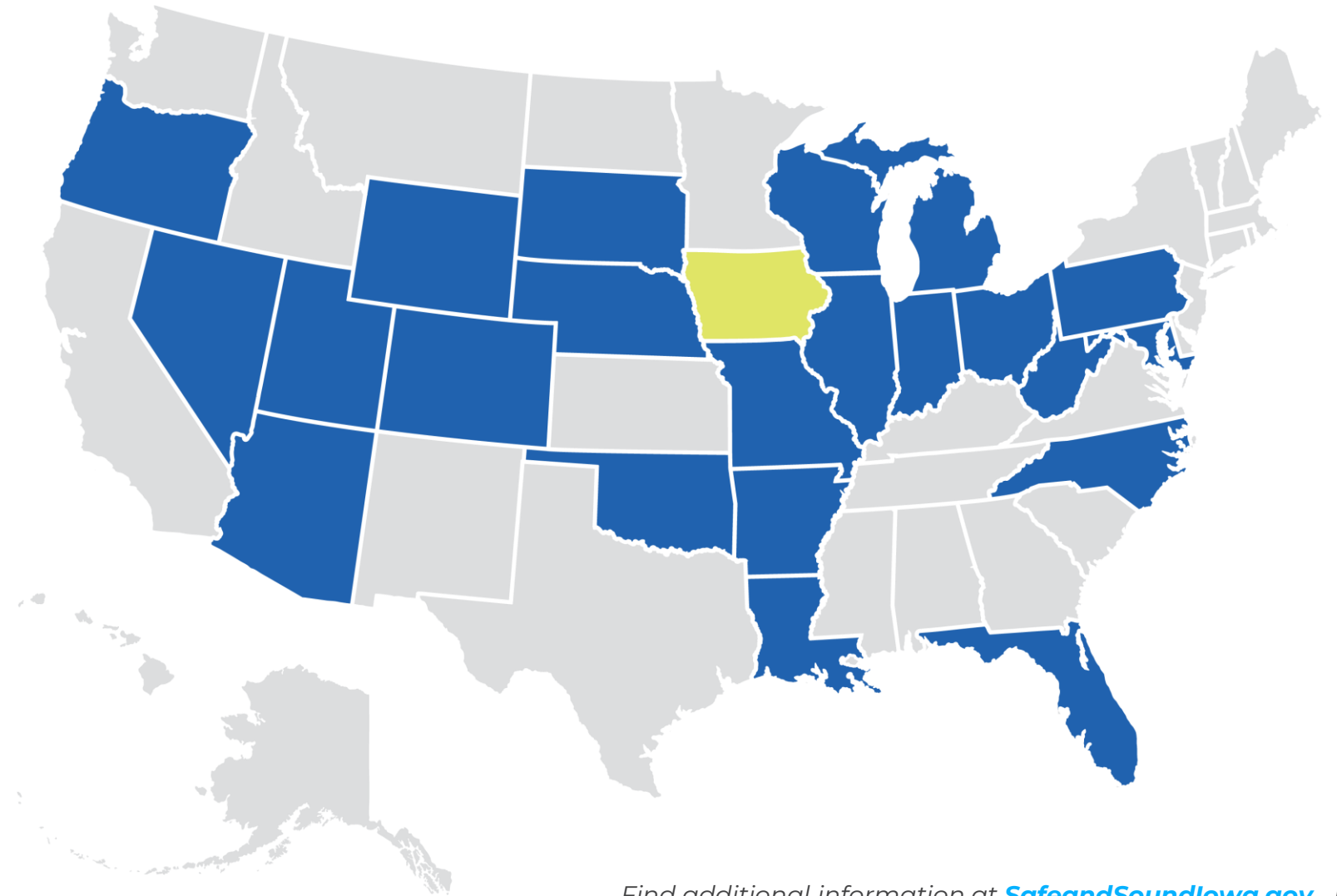
Advocate for your school and community by speaking out for others to play a role in keeping everyone safe

Strengthens Community

Support communities in working together to prevent and protect against acts of violence

Joining A Proven Model

Iowa joins a growing list of states that are making school safety programs a priority, including: Arizona, Arkansas, Colorado, Florida, Illinois, Indiana, Louisiana, Maryland, Michigan, Missouri, Nebraska, Nevada, North Carolina, Ohio, Oklahoma, Oregon, Pennsylvania, South Dakota, Utah, West Virginia, Wisconsin and Wyoming.



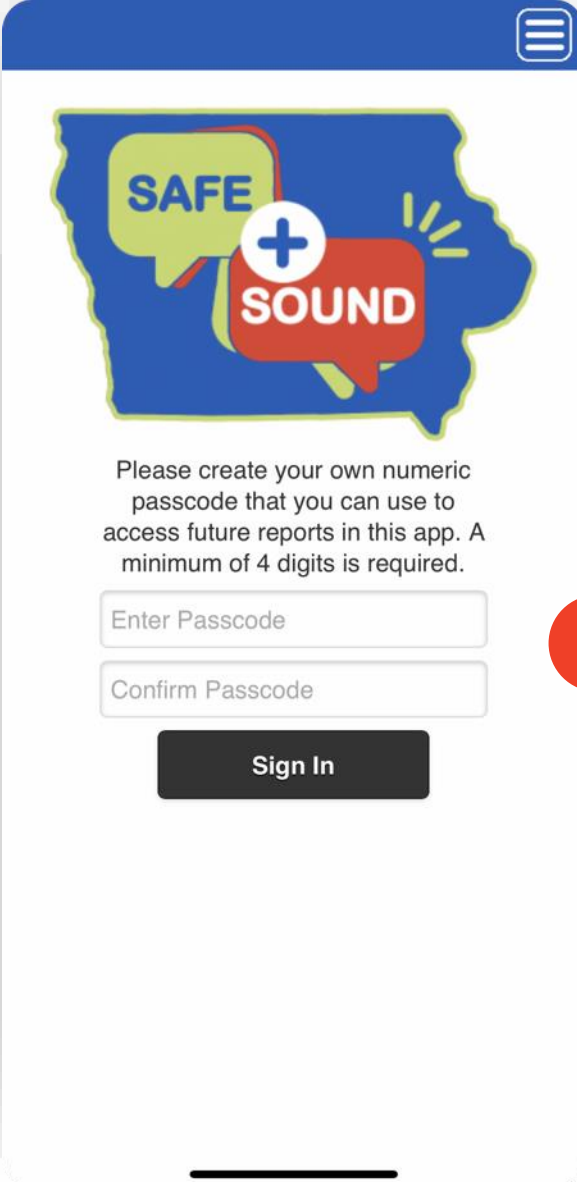


Step-by-Step: How to Make a Report

How to Make a Report

- 1 When using Safe+Sound Iowa for the first time to report a concern, you will be asked to enter a 4-digit passcode.

You will use this passcode to log in and access your reports going forward.

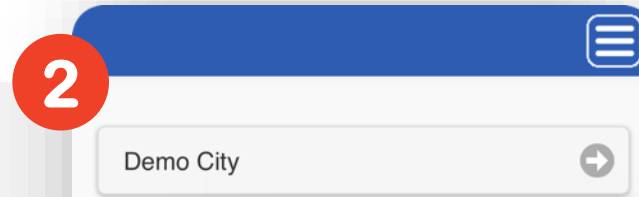


Please create your own numeric passcode that you can use to access future reports in this app. A minimum of 4 digits is required.

Sign In

How to Make a Report

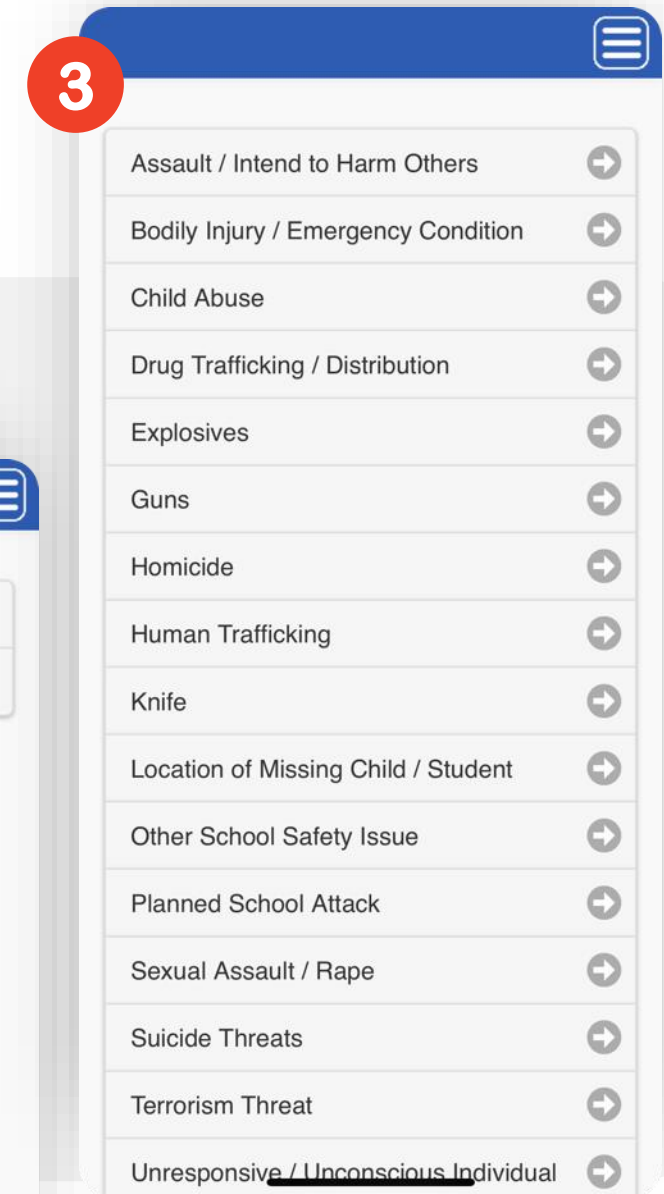
- 2 Select your city and school.
- 3 Select the type of safety concern you are reporting.



A screenshot of a mobile application interface. At the top is a blue header with a white hamburger menu icon. Below the header is a white dropdown menu with the text "Demo City" and a right-pointing arrow. A red circle with the number "2" is overlaid on the top left corner of the screen.



A screenshot of a mobile application interface. At the top is a blue header with a white hamburger menu icon. Below the header is a white dropdown menu with two options: "Demo High School" and "Demo Middle School", each with a right-pointing arrow. A red circle with the number "3" is overlaid on the top left corner of the screen.



A screenshot of a mobile application interface. At the top is a blue header with a white hamburger menu icon. Below the header is a list of safety concerns, each with a right-pointing arrow. A red circle with the number "3" is overlaid on the top left corner of the screen.

Assault / Intend to Harm Others	→
Bodily Injury / Emergency Condition	→
Child Abuse	→
Drug Trafficking / Distribution	→
Explosives	→
Guns	→
Homicide	→
Human Trafficking	→
Knife	→
Location of Missing Child / Student	→
Other School Safety Issue	→
Planned School Attack	→
Sexual Assault / Rape	→
Suicide Threats	→
Terrorism Threat	→
Unresponsive / Unconscious Individual	→

How to Make a Report

4 Describe your concern with as many details as possible.

Attach photos, videos, audio files, etc.

4

Call 911 if this is an emergency or a crime in progress.

Description of Concern/Event

I think I saw a gun in my classmate's backpack

What time and date did the event occur to the best of your recollection?

Was Social Media (Facebook, Twitter, Texting, etc.) used to express the problem? If so, select from one of the following:

Associated Social Media Username or URL

How did you hear about our program?

Person Involved

First Name

Year

Color

License Plate

State

Description (any identifying marks, bumper stickers, company logos, etc.)

Attachment (Optional)

Browse... No file selected

Photo Library

Take Photo or Video

Choose File

Select Another Language

How to Make a Report

- 5 Click "Submit."
- 6 A Safe+Sound Iowa dispatcher will start a live chat session. Please stay on the line, on the app chat or on the website page for a dispatcher's follow-up questions.

Vehicle
Make

Model

Year

Color

License Plate

State

Description (any identifying marks, bumper stickers, company logos, etc.)

Attachment (Optional)
Browse... No file selected

Submit

By submitting your information, you agree to the [Terms of Use](#).

Tip ID: 5450-M26
Password: 3B3J4P
Follow-up Method #3
You can also call 800-224-6018.

Safe+Sound Iowa 10:08 AM
Has your classmate expressed any suicidal thoughts or threats to harm others?

I'm afraid she might hurt herself or others.

Attachment (Optional)
Browse... No file selected

Submit

Done

1 2 3 4 5 6 7 8 9 0
- / : ; () \$ & @ "
#+= . , ? ! ' < >
ABC space return

Following Up on a Report

7 Instructions will be given about how to follow up on the status of your report, view replies or add information later.

Please stay in the chat for a moment for possible dispatcher follow-up questions.

Thank you for using the Safe+Sound Iowa Anonymous Reporting System. The information you provided is currently being reviewed by our call takers. Please remain in this chat screen in case a call taker has follow-up questions. If you have any additional information that may be helpful you can add it now in the chat box below.

7 You have successfully submitted your tip. Login often to check the status, view replies, or add information. You can follow up on this tip any time using any of the following methods:

Follow-up Method #1
You can access this tip any time using the "Review/Update Existing Tip" menu on the main screen of this app.

Follow-up Method #2
You can also login at www.p3tips.com using the credentials below.
Tip ID: 5450-M26
Password: 3B3J4P

Follow-up Method #3
You can also call 800-224-6018.

You can add additional information by entering a message here and clicking Submit.

Attachment (Optional)
Browse... No file selected

Submit


Home



Safe+Sound Iowa:
Lifecycle of a Report

Lifecycle of a Report

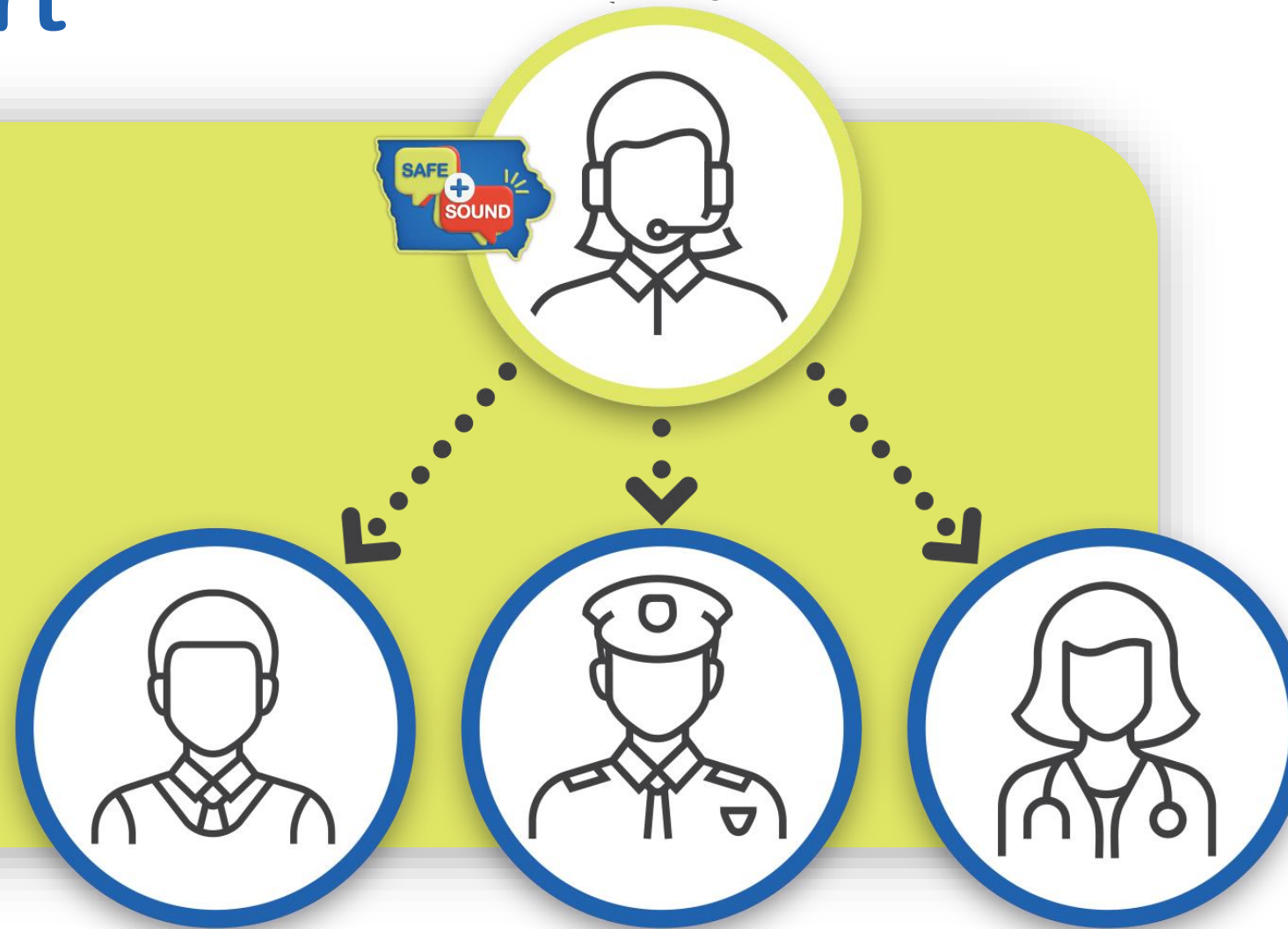
A trained Safe+Sound Iowa dispatcher receives the report and opens a live two-way chat to answer questions and ask for additional information, if necessary.



Lifecycle of a Report

The report is immediately vetted and sent to the designated local school administrator, law enforcement official and/or other community partners.

Content will determine who will respond to the report and how the situation will be addressed.



Lifecycle of a Report

The student in crisis or at risk receives the help they need BEFORE they ever get to the point of harming themselves or others.

The report is closed by the responding local school or law enforcement official.



Safe+Sound Iowa Tip Example

Schnitker Donald

From: Safe+Sound Iowa <5450@p3campus.com>
Sent: Tuesday, February 21, 2023 3:08 PM
To: Schnitker Donald
Subject: ** External Email Alert ** P3 - Tip 5450-M26 (Guns)
Attachments: 5450-6400566-20230221210805.PDF

****External Email Alert**** This email is from outside DPS. **DO NOT CLICK** links or attachments unless you expected them. If unsure please forward to ITOC@dps.state.ia.us for review.

Tip 5450-M26 is now available for you to view. Please see the attached PDF file.

Safe+Sound Iowa has received a School Safety report that requires your attention. The content of this report and the identity of the reporting party **MUST** be kept ANONYMOUS.

If the nature of this concern requires additional assistance from the Governor's School Safety Bureau or the Iowa Department of Public Safety, please contact DPS State Radio at 712-732-1341 and request the on-call School Safety Bureau supervisor. This type of assistance may include investigative resources, technical/legal service assistance, and/or analytical services.

[Click here](#) to let us know that you have received the attached PDF file or to provide disposition information.

Sent By:
Donald Schnitker, Special Agent/Program Coordinator (Manually)
Safe+Sound Iowa <5450@p3campus.com>

- Tip will be emailed to your dispatch
- Tip will contain all information provided by the reporting party
- Tip will also be sent to the designated school contact

Safe+Sound Iowa Tip Example



Safe+Sound Iowa
215 E. 7th Street
Des Moines, Iowa 50319
515-281-5608

P3 INTEL
Confidential
For Internal Use Only

Event Type: Guns
Delivered To: willough@dps.state.ia.us
Follow-Up By: 2023/03/11

Report ID: 5450-M26
Created: 2023/02/09
Time: 10:08 AM

School

Demo High School
Demo City, Iowa

Narrative


I think I saw a gun in my classmate's backpack

Description of Concern/Event

What time and date did the event occur to the best of your recollection? February 8 at 10 am

Person Involved

First Name: Jane
Last Name: Doe
Grade: 10
Age or Date of Birth: 16
Eyes/Glasses: Black glasses
Hair Color/Style: Red, curly hair
Body Type/Build: Short, athletic
Weapons: Gun



Safe+Sound Iowa ◊ Tipster	2023/2/9 10:08 AM
Has your classmate expressed any suicidal thoughts or threats to harm others?	
Tipster	2023/2/9 10:08 AM
I'm afraid she might hurt herself or others.	
Safe+Sound Iowa ◊ Tipster	2023/2/9 10:08 AM
Thank you. We take all reports very seriously and are glad you took the time to say something.	
Safe+Sound Iowa ◊ Tipster	2023/2/9 10:09 AM
Please let us know if you have any further information you would like to share.	
Tipster	2023/2/9 10:09 AM
I will.	

Please [click here](#) to complete the tip disposition upon conclusion of your investigation. If the link has been disabled, then you can enter Tip ID 5450-M26 along with the Disposition ID (P3 ID) 6400566 into the disposition form located at <https://www.p3tips.com/dispo>.

Safe+Sound Iowa

Governor's School Safety Bureau Report

Spring 2023



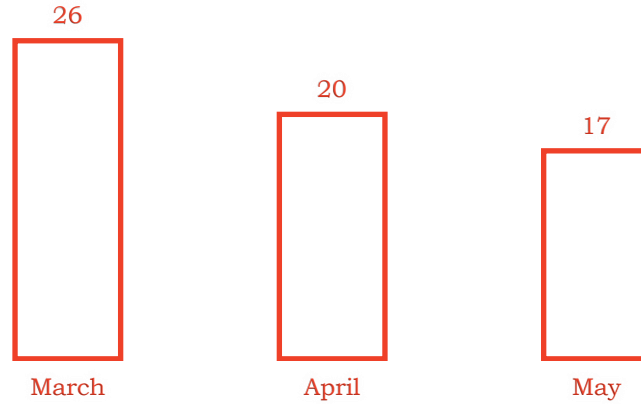
Anonymous Reporting. Any Hour. Any Day.



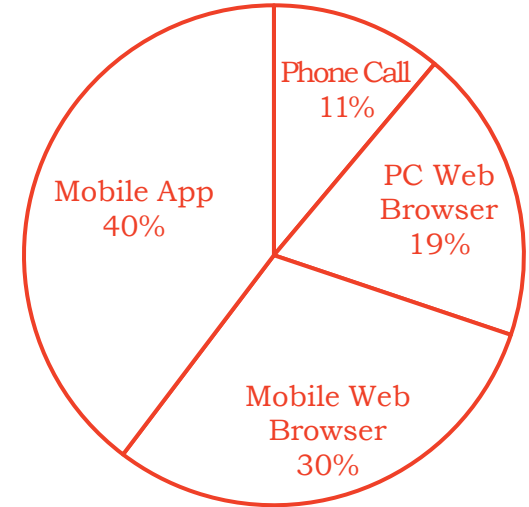
Tip Reporting Data

Spring 2023

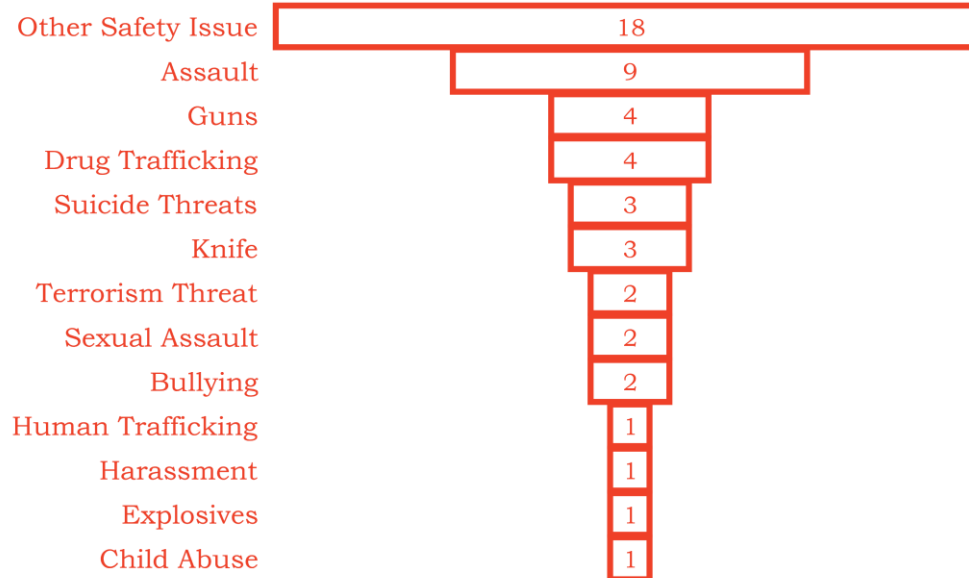
TIPS RECEIVED



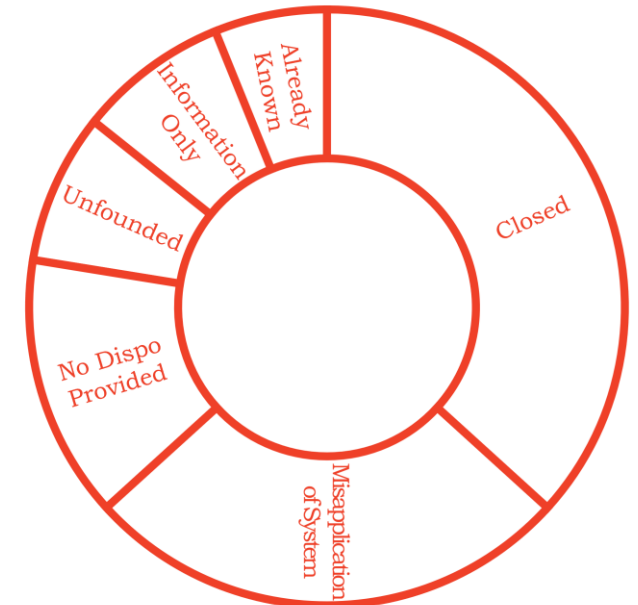
REPORTING METHODS



REPORTING CATEGORIES



DISPOSITION STATUS

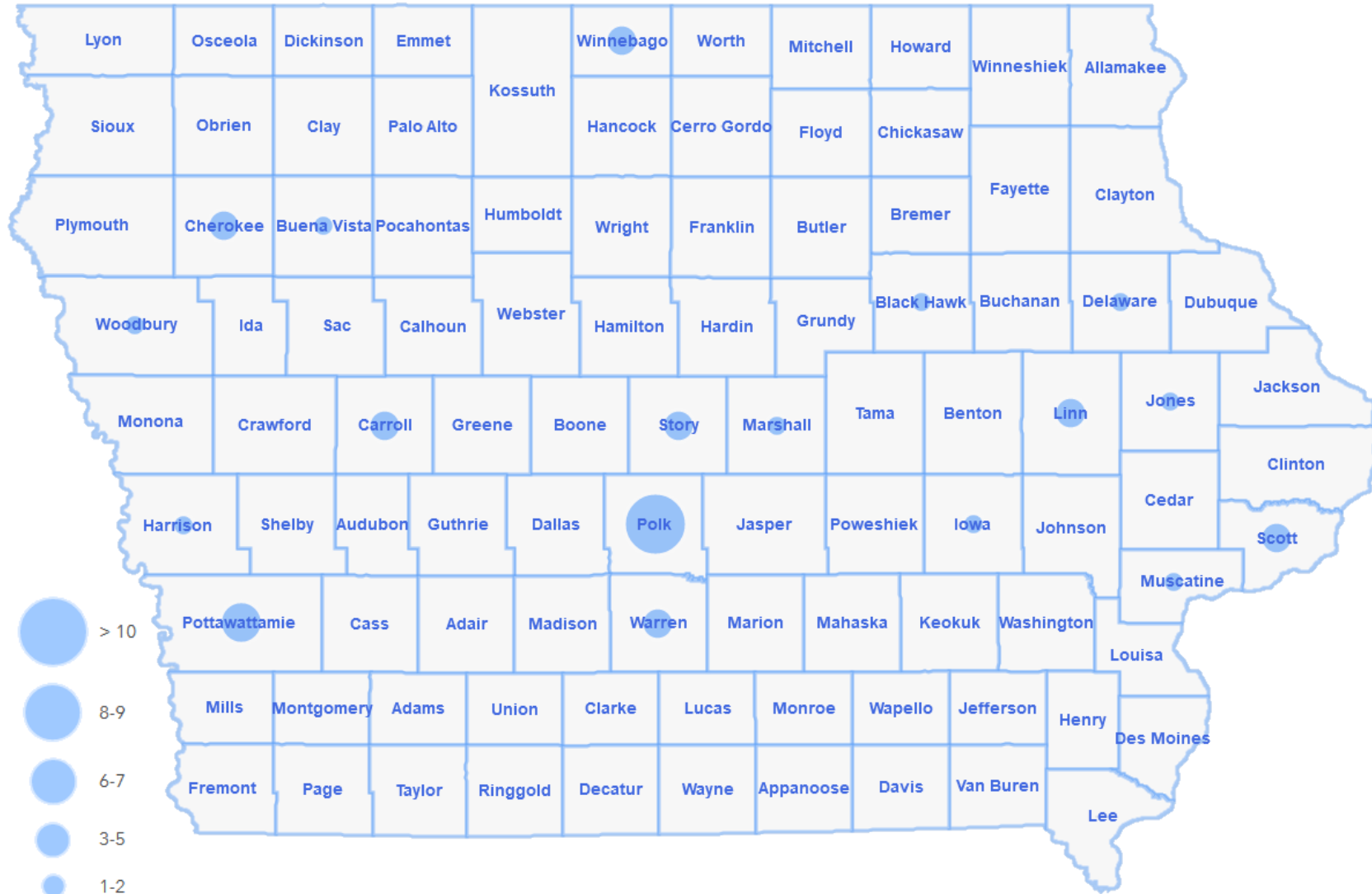




Tip Reporting Map

Spring 2023

TIP VOLUME BY COUNTY





School Recipients

Schools are encouraged to provide updated contact information to Safe+Sound Iowa to ensure the appropriate personnel is notified of incoming tips and the information is handled in a timely and efficient manner.

[School Safety Contact Form](#)

Safe+Sound Iowa encourages school recipients to provide disposition on any tips received to enhance the program's reporting data.

[School Recipient Disposition Form](#)

Outreach

Spring 2023

Find more information about the Safe+Sound Iowa program at SafeandSoundIowa.gov.

Questions can be directed via email to the Safe+Sound Iowa team at safeandsoundiowa@dps.state.ia.us.



Questions?

Email the Safe+Sound Iowa team:
safeandsoundiowa@dps.state.ia.us



Find more information about Safe+Sound
Iowa at **SafeandSoundIowa.gov**.

Governor's School Safety Bureau Staff

- SAC – Don Schnitker 515-238-0465
- Training Specialist – Jim Stover 515-725-1153
- Secretary 2 – Tosha Brooks 515-725-1151
- Sr. Intel Analyst – Joe Willoughby 515-725-6325
- (5) Communication Specialist State Radio

