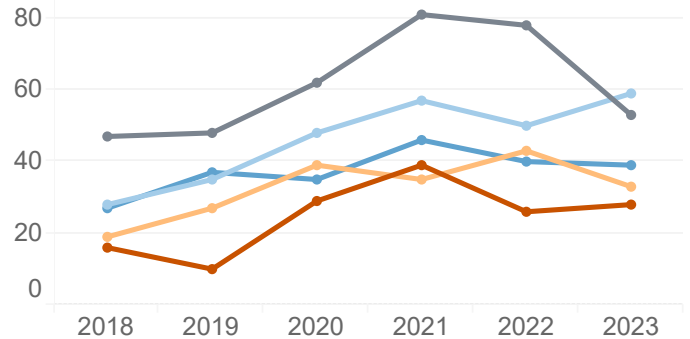


## Iowa Substance Abuse Deaths (2018–2023\* Occurrence Data)

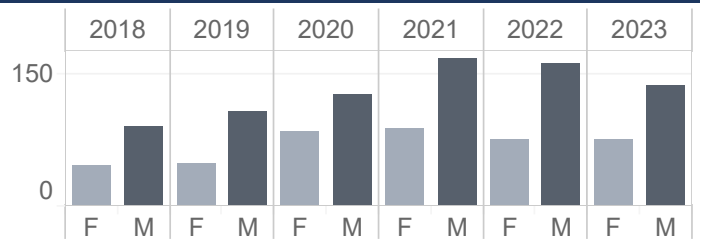
### # of Deaths Involving Opioids by Age Group

	2018	2019	2020	2021	2022	2023
00–24	16	10	29	39	26	28
25–34	47	48	62	81	78	53
35–44	28	35	48	57	50	59
45–54	19	27	39	35	43	33
55+	27	37	35	46	40	39
<b>Total</b>	<b>137</b>	<b>157</b>	<b>213</b>	<b>258</b>	<b>237</b>	<b>212</b>



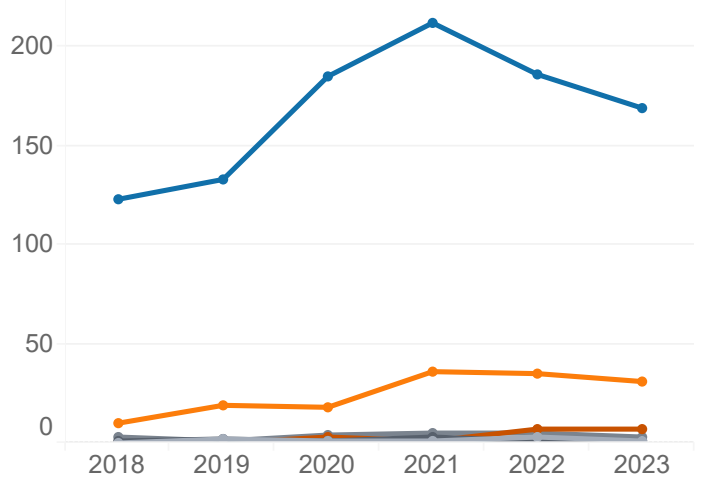
### # of Deaths Involving Opioids by Sex

	2018	2019	2020	2021	2022	2023
Female	46	48	85	89	75	75
Male	91	109	128	169	162	137
<b>Total</b>	<b>137</b>	<b>157</b>	<b>213</b>	<b>258</b>	<b>237</b>	<b>212</b>



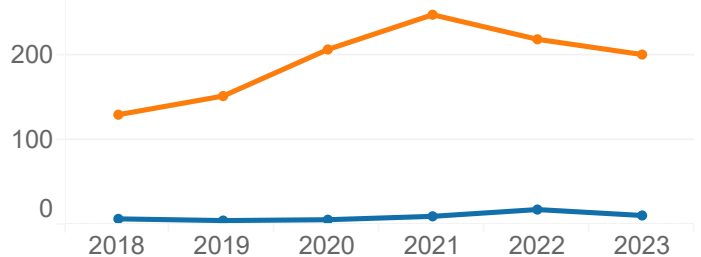
### # of Deaths Involving Opioids by Race

	2018	2019	2020	2021	2022	2023
White	123	133	185	212	186	169
Black	10	19	18	36	35	31
AIAN	0	2	1	1	3	1
Asian	1	2	1	3	1	1
NHOPI	0	0	1	0	0	0
ToM Rac..	0	0	3	1	7	7
Oth. / Unk.	3	1	4	5	5	3
<b>Total</b>	<b>137</b>	<b>157</b>	<b>213</b>	<b>258</b>	<b>237</b>	<b>212</b>



### # of Deaths Involving Opioids by Ethnicity

	2018	2019	2020	2021	2022	2023
Hispanic	7	5	6	10	18	11
Non-Hisp.	130	152	207	248	219	201
<b>Total</b>	<b>137</b>	<b>157</b>	<b>213</b>	<b>258</b>	<b>237</b>	<b>212</b>



\* 2023 data are preliminary and will change as records are registered. Data shown through 12/31/2023.  
Preliminary data last updated 2/5/2024. Report generated 2/7/2024 10:33:19 AM.  
Data Source: Iowa Department of Health and Human Services, Bureau of Health Statistics.