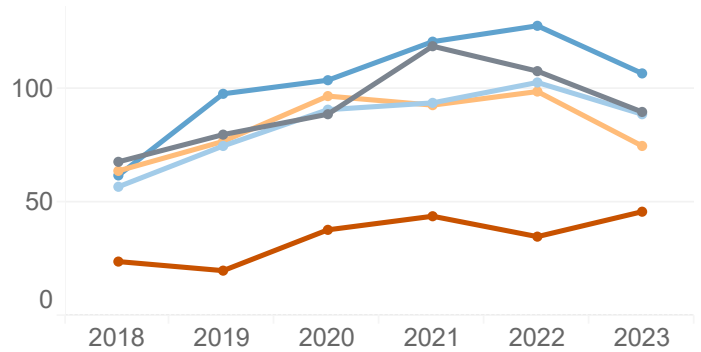


## Iowa Substance Abuse Deaths

(2018–2023\* Occurrence Data)

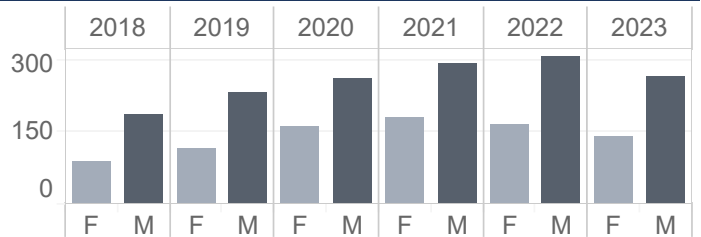
### # of Deaths Involving All Drugs by Age Group

	2018	2019	2020	2021	2022	2023
00–24	24	20	38	44	35	46
25–34	68	80	89	119	108	90
35–44	57	75	91	94	103	89
45–54	64	77	97	93	99	75
55+	62	98	104	121	128	107
<b>Total</b>	<b>275</b>	<b>350</b>	<b>419</b>	<b>471</b>	<b>473</b>	<b>407</b>



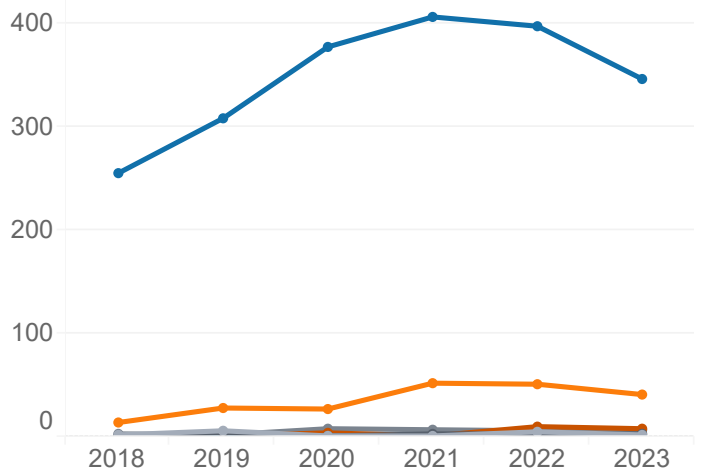
### # of Deaths Involving All Drugs by Sex

	2018	2019	2020	2021	2022	2023
Female	89	117	160	178	166	142
Male	186	233	259	293	307	265
<b>Total</b>	<b>275</b>	<b>350</b>	<b>419</b>	<b>471</b>	<b>473</b>	<b>407</b>



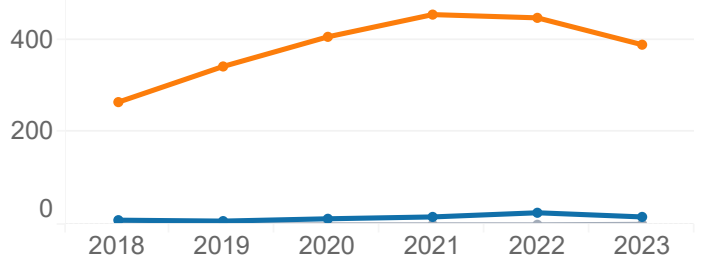
### # of Deaths Involving All Drugs by Race

	2018	2019	2020	2021	2022	2023
White	255	308	377	406	397	346
Black	14	28	27	52	51	41
AIAN	2	6	1	1	5	2
Asian	1	4	1	3	3	3
NHOPI	0	1	1	1	1	0
ToM Rac..	0	1	4	1	10	8
Oth. / Unk.	3	2	8	7	6	7
<b>Total</b>	<b>275</b>	<b>350</b>	<b>419</b>	<b>471</b>	<b>473</b>	<b>407</b>



### # of Deaths Involving All Drugs by Ethnicity

	2018	2019	2020	2021	2022	2023
Hispanic	10	8	13	17	26	17
Non-Hisp.	265	342	406	454	447	389
Unknown	0	0	0	0	0	1
<b>Total</b>	<b>275</b>	<b>350</b>	<b>419</b>	<b>471</b>	<b>473</b>	<b>407</b>



\* 2023 data are preliminary and will change as records are registered. Data shown through 12/31/2023.  
Preliminary data last updated 2/5/2024. Report generated 2/7/2024 10:33:21 AM.  
Data Source: Iowa Department of Health and Human Services, Bureau of Health Statistics.