



AMERIGROUP Iowa, Inc.

Managed Care Network Geographic Access Reports

Reporting Period: SF2022 Q2

January 18, 2022

Table of Contents

Report Contents

Table 1 - Primary Care Provider (PCP) Section	1
Table 2 - Specialty Care Section	2-5
Table 3 - Behavioral Health Section	6
Table 4 - Hospital Section	7
Table 5 - Other Services Section	8
Table 6 - Long- Term Care Services Section	9-12
Specialty Care - Neonatology - Pediatric - Non-Dual Under 1 - Less than 100% Standard	13
Other Services - Lab and X-ray Services - Iowa Members - Less than 100% Standard	14
Long - Term Care Services - BI - Transportation - BI Urban Members - < 100% Standard	15
Long - Term Care Services - BI - Transportation - BI Rural Members - < 100% Standard	16
Long - Term Care Services - ID: Prevocational Services - ID Urban Members - < 100% Standard	17
Long - Term Care Services - ID - Transportation - ID Urban Members - < 100% Standard	18
Long - Term Care Services - ID - Transportation - ID Rural Members - < 100% Standard	19
Long - Term Care Services - PD - Transportation - PD Urban Members - < 100% Standard	20

Table 1 - Primary Care Provider (PCP) Section

Table displays the percentage of members within the contract standards for Adult [all adults 19 years or older] and Pediatric [all children with age 0 to 18] PCP Providers and whether or not the contract standard was met (Y/N). The contract standard is to have access within 30 minutes or 30 miles from their personal residence for 100% of population. Percentages marked in red did not meet contract standards.

Provider Type	Time/Distance Standard	Provider Count	Members with Access	Percentage with Access	Standard Met (Y/N)	Ave Distance (Mies)
Adult - PCP	30 minutes or 30 miles	6688	231146	100.0%	Y	1.8
Pediatric - PCP	30 minutes or 30 miles	6719	212453	100.0%	Y	1.9

Table 2 - Specialty Care Section

Table displays the percentage of members within the contract standards for Specialty Care Adult [all adults 19 years or older] and Pediatric [all children with age 0 to 18] , OB/GYN [all females with age 12 or older], and Neonatology [all newborns with age less than 1] providers and whether or not the contract standard was met (Y/N). The contract standard is to have access within 60 minutes or 60 miles for 75% of population, and 90 minutes or 90 miles for 100% of population from their personal residence. Percentages marked in red did not meet contract standards.

Provider Type	Time/Distance Standard	Provider Count	Members with Access	Percentage with Access	Standard Met (Y/N)	Ave Distance (Mies)
Allergy - Adult	60 minutes or 60 miles	83	191040	100.0%	Y	12.6
Allergy - Adult	90 minutes or 90 miles	83	191040	100.0%	Y	12.6
Cardiology - Adult	60 minutes or 60 miles	576	191040	100.0%	Y	5.3
Cardiology - Adult	90 minutes or 90 miles	576	191040	100.0%	Y	5.3
Dermatology - Adult	60 minutes or 60 miles	158	191007	100.0%	Y	12.4
Dermatology - Adult	90 minutes or 90 miles	158	191040	100.0%	Y	12.4
Endocrinology - Adult	60 minutes or 60 miles	139	184797	96.7%	Y	15.6
Endocrinology - Adult	90 minutes or 90 miles	139	191040	100.0%	Y	17.4
Gastroenterology - Adult	60 minutes or 60 miles	304	189306	99.1%	Y	13.8
Gastroenterology - Adult	90 minutes or 90 miles	304	191040	100.0%	Y	14.3
General Surgery - Adult	60 minutes or 60 miles	635	191040	100.0%	Y	4.4
General Surgery - Adult	90 minutes or 90 miles	635	191040	100.0%	Y	4.4
Nephrology - Adult	60 minutes or 60 miles	384	191040	100.0%	Y	7.1
Nephrology - Adult	90 minutes or 90 miles	384	191040	100.0%	Y	7.1
Neurology - Adult	60 minutes or 60 miles	450	191040	100.0%	Y	8.3
Neurology - Adult	90 minutes or 90 miles	450	191040	100.0%	Y	8.3
Neurosurgery - Adult	60 minutes or 60 miles	124	182456	95.5%	Y	15.4
Neurosurgery - Adult	90 minutes or 90 miles	124	191040	100.0%	Y	17.7
OB/GYN - Adult	60 minutes or 60 miles	405	150083	100.0%	Y	5.6

Provider Type	Time/Distance Standard	Provider Count	Members with Access	Percentage with Access	Standard Met (Y/N)	Ave Distance (Mies)
OB/GYN - Adult	90 minutes or 90 miles	405	150083	100.0%	Y	5.6
Occupational Therapy - Adult	60 minutes or 60 miles	505	191040	100.0%	Y	3.8
Occupational Therapy - Adult	90 minutes or 90 miles	505	191040	100.0%	Y	3.8
Oncology/Hematology - Adult	60 minutes or 60 miles	444	191040	100.0%	Y	7.1
Oncology/Hematology - Adult	90 minutes or 90 miles	444	191040	100.0%	Y	7.1
Ophthalmology - Adult	60 minutes or 60 miles	270	191040	100.0%	Y	6.8
Ophthalmology - Adult	90 minutes or 90 miles	270	191040	100.0%	Y	6.8
Orthopedics - Adult	60 minutes or 60 miles	596	191040	100.0%	Y	4.6
Orthopedics - Adult	90 minutes or 90 miles	596	191040	100.0%	Y	4.6
Otolaryngology (ENT) - Adult	60 minutes or 60 miles	226	191040	100.0%	Y	6.3
Otolaryngology (ENT) - Adult	90 minutes or 90 miles	226	191040	100.0%	Y	6.3
Pathology - Adult	60 minutes or 60 miles	302	191040	100.0%	Y	11.5
Pathology - Adult	90 minutes or 90 miles	302	191040	100.0%	Y	11.5
Physical Therapy- Adult	60 minutes or 60 miles	1684	191040	100.0%	Y	2.8
Physical Therapy- Adult	90 minutes or 90 miles	1684	191040	100.0%	Y	2.8
Psychiatry- Adult	60 minutes or 60 miles	873	191040	100.0%	Y	4.2
Psychiatry- Adult	90 minutes or 90 miles	873	191040	100.0%	Y	4.2
Pulmonology - Adult	60 minutes or 60 miles	303	191029	100.0%	Y	9.6
Pulmonology - Adult	90 minutes or 90 miles	303	191040	100.0%	Y	9.6
Radiology - Adult	60 minutes or 60 miles	1179	191040	100.0%	Y	5.1
Radiology - Adult	90 minutes or 90 miles	1179	191040	100.0%	Y	5.1
Reconstructive Surgery - Adult	60 minutes or 60 miles	68	189026	98.9%	Y	14.7

Provider Type	Time/Distance Standard	Provider Count	Members with Access	Percentage with Access	Standard Met (Y/N)	Ave Distance (Mies)
Reconstructive Surgery - Adult	90 minutes or 90 miles	68	191040	100.0%	Y	15.2
Rheumatology - Adult	60 minutes or 60 miles	89	190580	99.8%	Y	13.0
Rheumatology - Adult	90 minutes or 90 miles	89	191040	100.0%	Y	13.1
Speech Therapy - Adult	60 minutes or 60 miles	289	189492	99.2%	Y	10.1
Speech Therapy - Adult	90 minutes or 90 miles	289	191040	100.0%	Y	10.6
Urology - Adult	60 minutes or 60 miles	194	191040	100.0%	Y	7.2
Urology - Adult	90 minutes or 90 miles	194	191040	100.0%	Y	7.2
Allergy - Pediatric	60 minutes or 60 miles	84	212451	100.0%	Y	13.6
Allergy - Pediatric	90 minutes or 90 miles	84	212451	100.0%	Y	13.6
Cardiology - Pediatric	60 minutes or 60 miles	580	212451	100.0%	Y	5.7
Cardiology - Pediatric	90 minutes or 90 miles	580	212451	100.0%	Y	5.7
Dermatology - Pediatric	60 minutes or 60 miles	158	212417	100.0%	Y	13.2
Dermatology - Pediatric	90 minutes or 90 miles	158	212451	100.0%	Y	13.2
Endocrinology - Pediatric	60 minutes or 60 miles	139	205143	96.6%	Y	16.3
Endocrinology - Pediatric	90 minutes or 90 miles	139	212451	100.0%	Y	18.2
Gastroenterology - Pediatric	60 minutes or 60 miles	304	210421	99.0%	Y	14.8
Gastroenterology - Pediatric	90 minutes or 90 miles	304	212451	100.0%	Y	15.3
General Surgery - Pediatric	60 minutes or 60 miles	635	212451	100.0%	Y	4.8
General Surgery - Pediatric	90 minutes or 90 miles	635	212451	100.0%	Y	4.8
Neonatology - Pediatric	60 minutes or 60 miles	258	7937	84.2%	Y	15.4
Neonatology - Pediatric	90 minutes or 90 miles	258	9301	98.7%	N	23.6
Nephrology - Pediatric	60 minutes or 60 miles	219	212451	100.0%	Y	9.1
Nephrology - Pediatric	90 minutes or 90 miles	219	212451	100.0%	Y	9.1

Provider Type	Time/Distance Standard	Provider Count	Members with Access	Percentage with Access	Standard Met (Y/N)	Ave Distance (Mies)
Neurology - Pediatric	60 minutes or 60 miles	607	212451	100.0%	Y	8.2
Neurology - Pediatric	90 minutes or 90 miles	607	212451	100.0%	Y	8.2
Oncology/ Hematology - Pediatric	60 minutes or 60 miles	445	212451	100.0%	Y	7.8
Oncology/ Hematology - Pediatric	90 minutes or 90 miles	445	212451	100.0%	Y	7.8
Ophthalmology - Pediatric	60 minutes or 60 miles	270	212451	100.0%	Y	7.3
Ophthalmology - Pediatric	90 minutes or 90 miles	270	212451	100.0%	Y	7.3
Orthopedics - Pediatric	60 minutes or 60 miles	597	212451	100.0%	Y	5.0
Orthopedics - Pediatric	90 minutes or 90 miles	597	212451	100.0%	Y	5.0
Otolaryngology (ENT) - Pediatric	60 minutes or 60 miles	227	212451	100.0%	Y	6.7
Otolaryngology (ENT) - Pediatric	90 minutes or 90 miles	227	212451	100.0%	Y	6.7
Pulmonology - Pediatric	60 minutes or 60 miles	308	212442	100.0%	Y	10.1
Pulmonology - Pediatric	90 minutes or 90 miles	308	212451	100.0%	Y	10.1
Rheumatology - Pediatric	60 minutes or 60 miles	89	211803	99.7%	Y	14.0
Rheumatology - Pediatric	90 minutes or 90 miles	89	212451	100.0%	Y	14.1
Urology - Pediatric	60 minutes or 60 miles	194	212451	100.0%	Y	7.6
Urology - Pediatric	90 minutes or 90 miles	194	212451	100.0%	Y	7.6

Table 3 - Behavioral Health Section

Table displays the percentage of all members [all age groups] within the contract standards for Behavioral Health providers and whether or not the contract standard was met (Y/N). The contract standard is to have access within 30 minutes or 30 miles , 60 minutes or 60 miles for Urban counties, and 90 minutes or 90 miles for Rural counties from their personal residence for 100% of population. Zip codes with population lesser than 1,000 per square mile are classified as Rural and zip codes with a population of 1,000 or higher per square mile are classified as Urban. Percentages marked in red did not meet contract standards.

Provider Type	Time/Distance Standard	Provider Count	Members with Access	Percentage with Access	Standard Met (Y/N)	Ave Distance (Mies)
Behavioral Health - Outpatient	30 minutes or 30 miles	4456	443599	100.0%	Y	2.2
Behavioral Health - Inpatient	60 minutes or 60 miles	51	262591	100.0%	Y	5.8
Behavioral Health - Inpatient	90 minutes or 90 miles	51	181008	100.0%	Y	18.5

Table 4 - Hospital Section

Table displays the percentage of all members [all age groups] within the contract standards for Hospitals and whether or not the contract standard was met (Y/N). The contract standard is to have access within 30 minutes or 30 miles from personal residence for 100% of population. Percentages in red did not meet contract standards.

Provider Type	Time/Distance Standard	Provider Count	Members with Access	Percentage with Access	Standard Met (Y/N)	Ave Distance (Mies)
Hospital	30 minutes or 30 miles	350	443599	100.0%	Y	4.4

Table 5 - Other Services Section

Table displays the percentage of all members [all age groups] within the contract standards for Other Services (General Optometry, Lab and X-ray services, and Pharmacies) providers and whether or not the contract standard was met (Y/N). The contract standard is to have access within 30 minutes or 30 miles from personal residence for 100% of population. Percentages in red did not meet contract standards.

Provider Type	Time/Distance Standard	Provider Count	Members with Access	Percentage with Access	Standard Met (Y/N)	Ave Distance (Mies)
General Optometry	30 minutes or 30 miles	555	443599	100.0%	Y	3.5
Lab and X-ray Services	30 minutes or 30 miles	151	420364	94.8%	N	7.4
Pharmacies	30 minutes or 30 miles	983	443599	100.0%	Y	2.4

Table 6 - Long- Term Care Services Section

Table displays the percentage of members [Waiver members are identified based on state designation of these members to waiver services] within the contract standards for Long-Term Care Services and whether or not the contract standard was met (Y/N). The contract standard is to have access within 30 minutes or 30 miles in Urban counties, and and 60 minutes or 60 miles for Rural counties from their personal residence for 100% of population. HCBS waiver services may be performed at the member's home, the provider's office, or both. All waiver services have a 2 provider per county standard; however time distance standards only apply to services where members must travel to the provider location. Zip codes with population lesser than 1,000 per square mile are classified as Rural and zip codes with a population of 1,000 or higher per square mile are classified as Urban. Percentages marked in red did not meet contract standards.

Provider Type	Time/Distance Standard	Provider Count	Members with Access	Percentage with Access	Standard Met (Y/N)	Ave Distance (Mies)
ICF/ID - Individuals with Intellectual Disabilities	30 minutes or 30 miles	225	781	100.0%	Y	1.3
ICF/ID - Individuals with Intellectual Disabilities	60 minutes or 60 miles	225	496	100.0%	Y	4.0
ICF/SNF - Skilled Nursing Care Facility	30 minutes or 30 miles	529	383	100.0%	Y	2.3
ICF/SNF - Skilled Nursing Care Facility	60 minutes or 60 miles	529	232	100.0%	Y	3.6
AIDS/HIV: Adult Day Care	30 minutes or 30 miles	19	0	N/A	Y	N/A
AIDS/HIV: Adult Day Care	60 minutes or 60 miles	19	0	N/A	Y	N/A
AIDS/HIV - Counseling Services	30 minutes or 30 miles	1	0	N/A	Y	N/A
AIDS/HIV - Counseling Services	60 minutes or 60 miles	1	0	N/A	Y	N/A
AIDS/HIV: Respite	30 minutes or 30 miles	97	0	N/A	Y	N/A
AIDS/HIV: Respite	60 minutes or 60 miles	97	0	N/A	Y	N/A
BI: Adult Day Care	30 minutes or 30 miles	19	22	100.0%	Y	6.0
BI: Adult Day Care	60 minutes or 60 miles	19	5	100.0%	Y	7.2
BI: Prevocational Services	30 minutes or 30 miles	24	0	N/A	Y	N/A

Provider Type	Time/Distance Standard	Provider Count	Members with Access	Percentage with Access	Standard Met (Y/N)	Ave Distance (Mies)
BI: Prevocational Services	60 minutes or 60 miles	24	0	N/A	Y	N/A
BI: Supported Employment	30 minutes or 30 miles	77	18	100.0%	Y	3.4
BI: Supported Employment	60 minutes or 60 miles	77	26	100.0%	Y	4.5
BI: IMMT	30 minutes or 30 miles	14	4	100.0%	Y	5.6
BI: IMMT	60 minutes or 60 miles	14	2	100.0%	Y	13.0
BI - Respite	30 minutes or 30 miles	97	146	100.0%	Y	3.3
BI - Respite	60 minutes or 60 miles	97	96	100.0%	Y	5.8
BI - Transportation	30 minutes or 30 miles	10	3	75.0%	N	14.3
BI - Transportation	60 minutes or 60 miles	10	3	75.0%	N	34.7
CMH: Respite	30 minutes or 30 miles	97	215	100.0%	Y	3.4
CMH: Respite	60 minutes or 60 miles	97	152	100.0%	Y	5.7
Elderly: Adult Day Care	30 minutes or 30 miles	19	31	100.0%	Y	3.0
Elderly: Adult Day Care	60 minutes or 60 miles	19	3	100.0%	Y	1.2
Elderly - Respite	30 minutes or 30 miles	97	26	100.0%	Y	2.2
Elderly - Respite	60 minutes or 60 miles	97	14	100.0%	Y	5.1
Elderly - Transportation	30 minutes or 30 miles	10	7	100.0%	Y	18.3
Elderly - Transportation	60 minutes or 60 miles	10	1	100.0%	Y	50.3
HD: Adult Day Care	30 minutes or 30 miles	19	6	100.0%	Y	2.8
HD: Adult Day Care	60 minutes or 60 miles	19	0	N/A	Y	N/A
HD: Counseling Services	30 minutes or 30 miles	1	0	N/A	Y	N/A
HD: Counseling Services	60 minutes or 60 miles	1	0	N/A	Y	N/A
HD - IMMT	30 minutes or 30 miles	14	3	100.0%	Y	4.5
HD - IMMT	60 minutes or 60 miles	14	5	100.0%	Y	5.5

Provider Type	Time/Distance Standard	Provider Count	Members with Access	Percentage with Access	Standard Met (Y/N)	Ave Distance (Mies)
HD - Respite	30 minutes or 30 miles	97	310	100.0%	Y	3.7
HD - Respite	60 minutes or 60 miles	97	160	100.0%	Y	5.5
ID: Adult Day Care	30 minutes or 30 miles	19	135	100.0%	Y	3.1
ID: Adult Day Care	60 minutes or 60 miles	19	64	100.0%	Y	6.6
ID: Day Habilitation	30 minutes or 30 miles	105	1085	100.0%	Y	2.3
ID: Day Habilitation	60 minutes or 60 miles	105	1068	100.0%	Y	3.6
ID: Prevocational Services	30 minutes or 30 miles	24	27	96.4%	N	5.5
ID: Prevocational Services	60 minutes or 60 miles	24	62	100.0%	Y	10.2
ID: Supported Employment	30 minutes or 30 miles	77	542	100.0%	Y	3.4
ID: Supported Employment	60 minutes or 60 miles	77	724	100.0%	Y	4.6
ID - IMMT	30 minutes or 30 miles	14	8	100.0%	Y	5.1
ID - IMMT	60 minutes or 60 miles	14	1	100.0%	Y	12.9
ID - Respite	30 minutes or 30 miles	97	847	100.0%	Y	3.5
ID - Respite	60 minutes or 60 miles	97	484	100.0%	Y	5.5
ID - Transportation	30 minutes or 30 miles	10	77	98.7%	N	12.3
ID - Transportation	60 minutes or 60 miles	10	63	94.0%	N	22.5
PD - Transportation	30 minutes or 30 miles	10	1	50.0%	N	1.7
PD - Transportation	60 minutes or 60 miles	10	0	N/A	Y	N/A
Hab - Day Habilitation	30 minutes or 30 miles	105	6	100.0%	Y	0.8
Hab - Day Habilitation	60 minutes or 60 miles	105	10	100.0%	Y	2.2
Hab - Prevocational Services	30 minutes or 30 miles	24	0	N/A	Y	N/A
Hab - Prevocational Services	60 minutes or 60 miles	24	0	N/A	Y	N/A

Provider Type	Time/Distance Standard	Provider Count	Members with Access	Percentage with Access	Standard Met (Y/N)	Ave Distance (Mies)
Hab - Supported Employment	30 minutes or 30 miles	77	5	100.0%	Y	0.6
Hab - Supported Employment	60 minutes or 60 miles	77	4	100.0%	Y	4.2

Specialty Care - Neonatology - Pediatric - Non-Dual Under 1 - Less than 100% Standard

January 18, 2022

Neonatology - Pediatric

Total Providers: 258

- Single providers (21)
- ▲ Multiple providers (45)

Neonatology - Under 1 - 1 in 90 Miles

Employee Group

Non-Dual Under 1 (Iowa)

Provider Group

Neonatology - Pediatric

9,428 employee locations

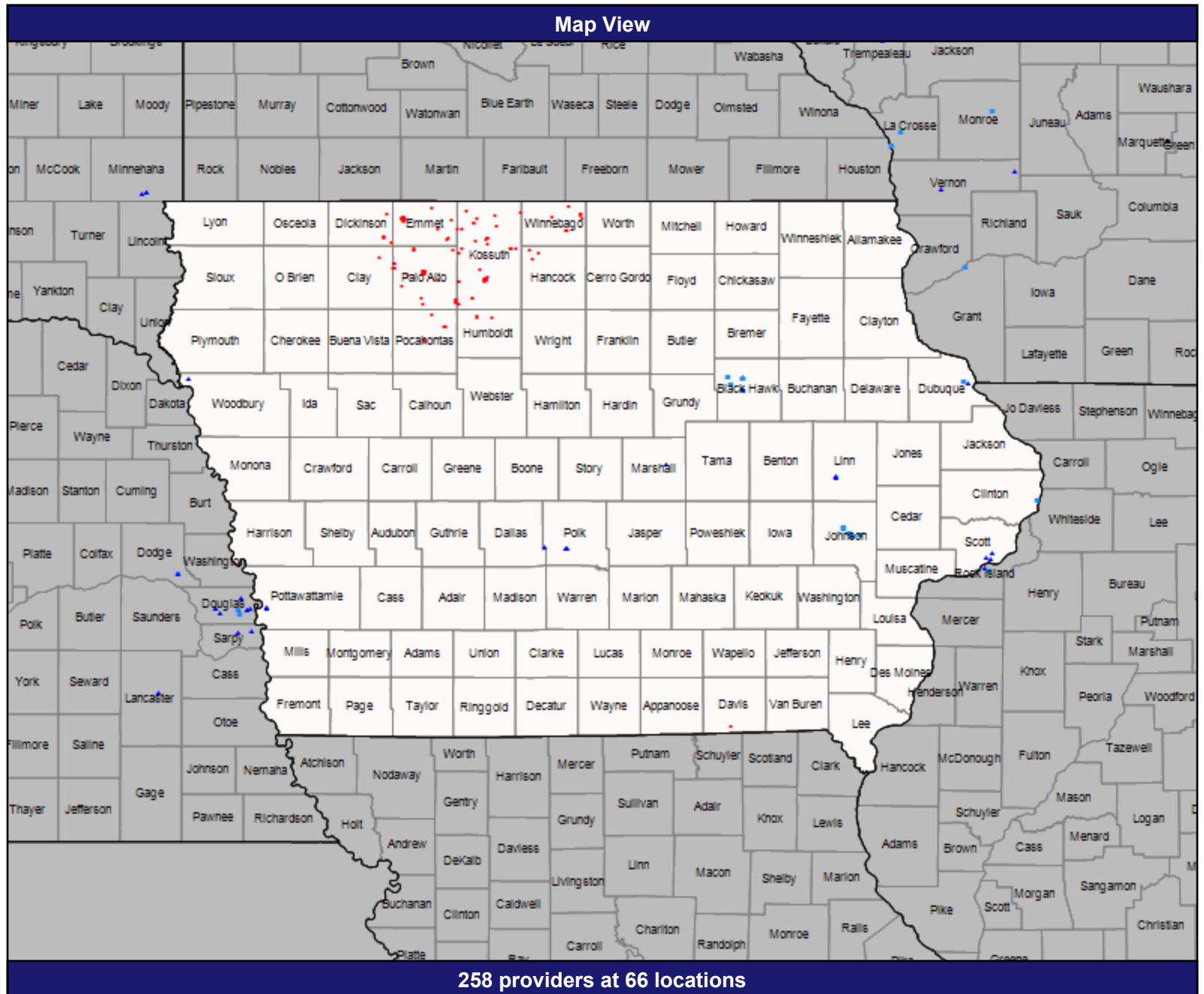
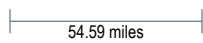
● Without access (127)

The Access Standard is defined as (Non-Dual Under 1 (Iowa)) employees accessing:

1 (Neonatology - Pediatric) provider in 90 miles

Service Areas

□ Iowa



Other Services - Lab and X-ray Services - Iowa Members - Less than 100% Standard

January 18, 2022

Lab & Xray

Total Providers: 704

- Single providers (280)
- ▲ Multiple providers (131)

Lab & Xray -1 in 30 Miles

Employee Group

Iowa Members (Iowa)

Provider Group

Lab & Xray

443,599 employee locations

- Without access (23,235)

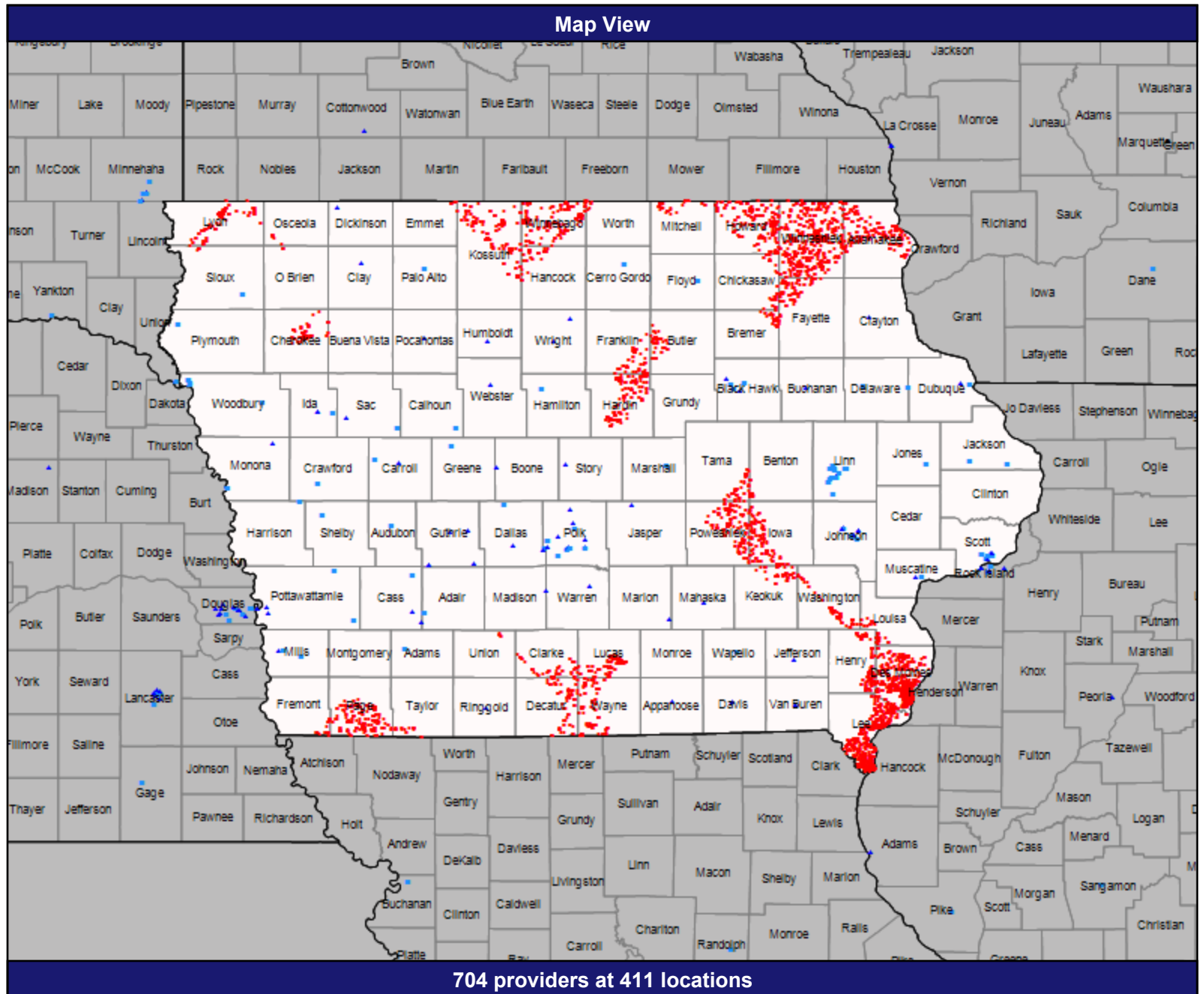
The Access Standard is defined as (Iowa Members (Iowa)) employees accessing:

- 1 (Lab & Xray) provider in 30 miles

Service Areas

- Iowa

54.59 miles



Long - Term Care Services - BI - Transportation - BI Urban Members - < 100% Standard

January 18, 2022

BI - Transportation

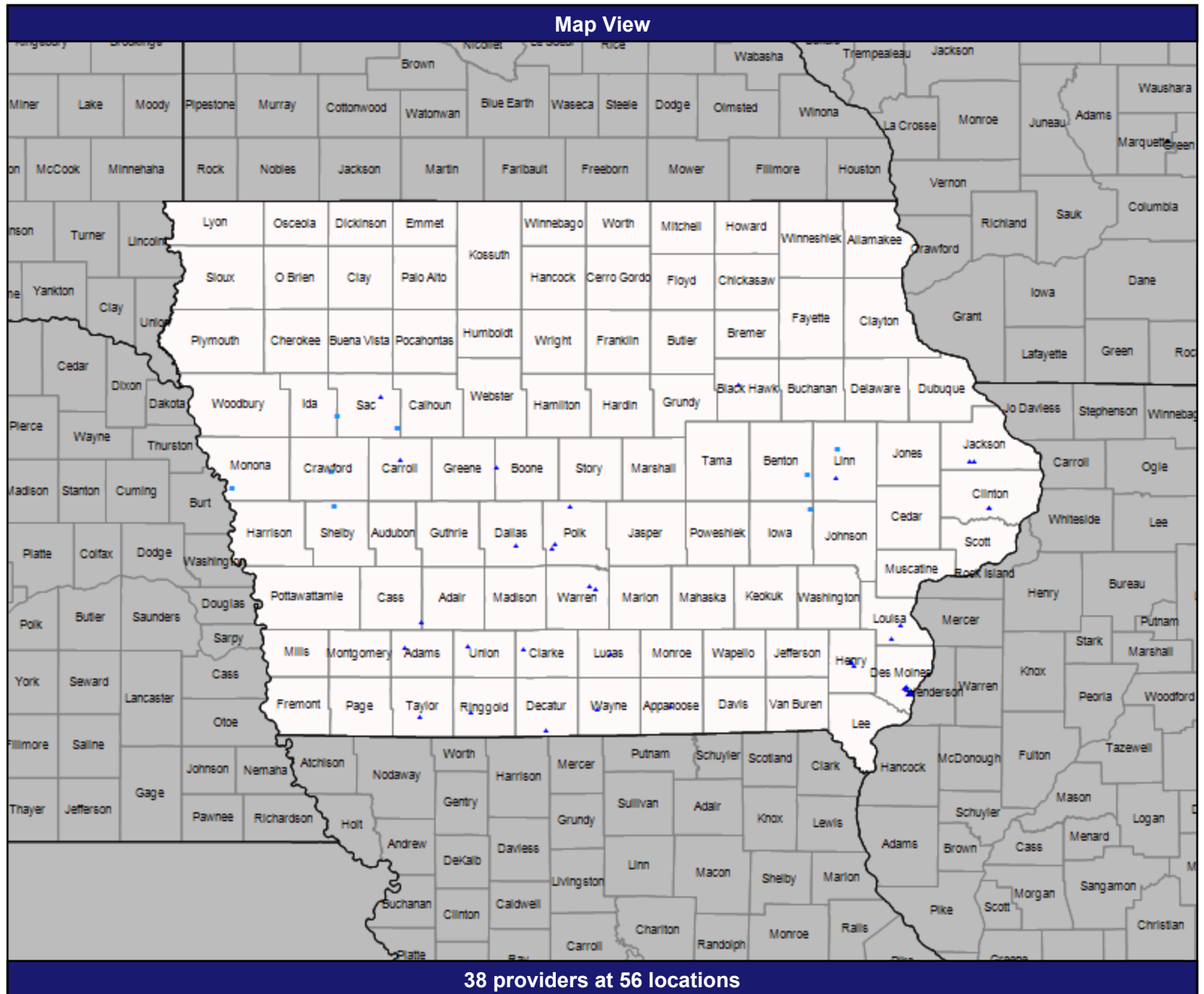
Total Providers: 38

- Single providers (8)
- ▲ Multiple providers (48)

Service Areas

□ Iowa

54.59 miles



Long - Term Care Services - BI - Transportation - BI Rural Members - < 100% Standard

January 18, 2022

BI - Transportation

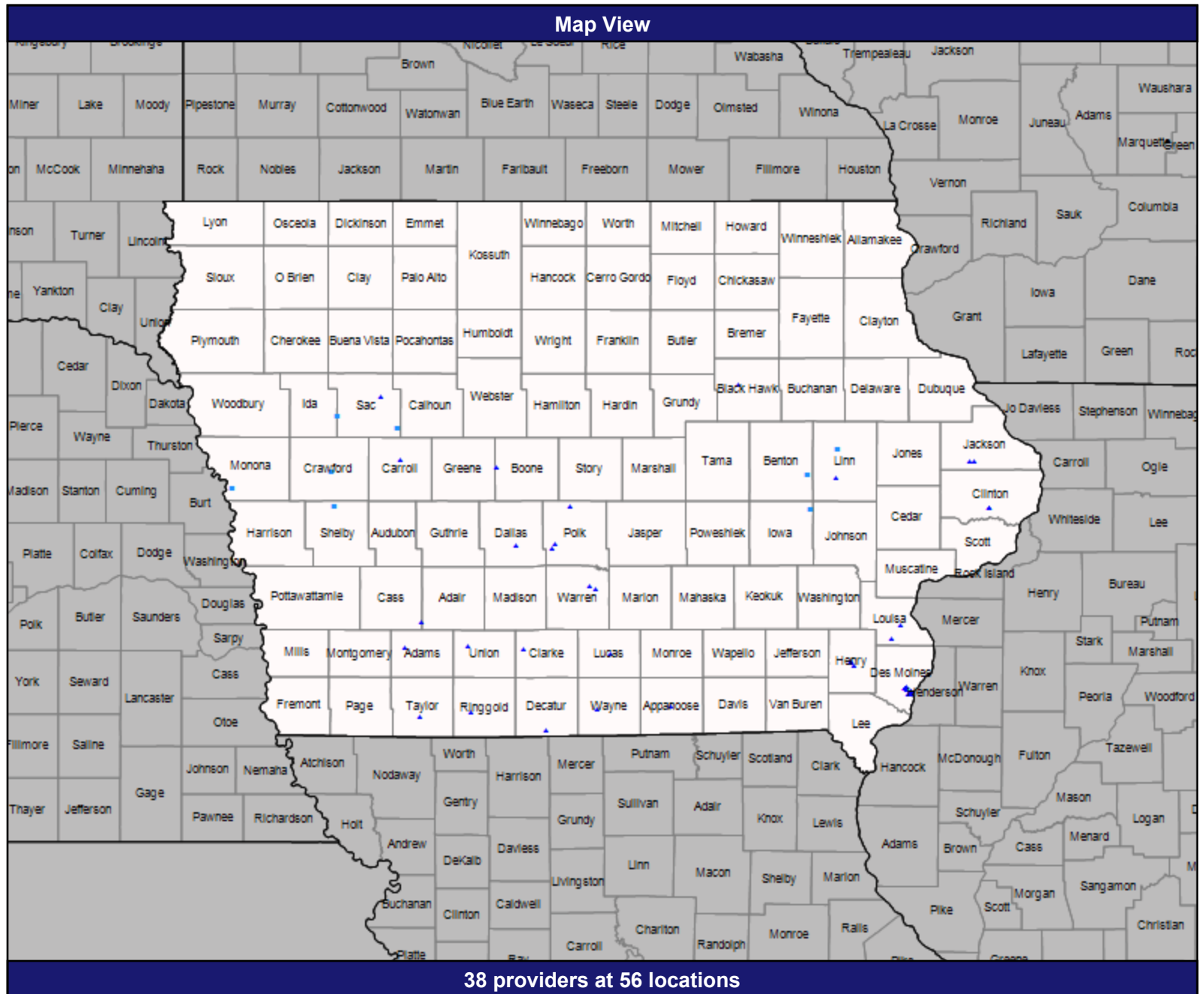
Total Providers: 38

- Single providers (8)
- ▲ Multiple providers (48)

Service Areas

□ Iowa

54.59 miles



Long - Term Care Services - ID: Prevocational Services - ID Urban Members - < 100% Standard

January 18, 2022

ID : Prevocational Services

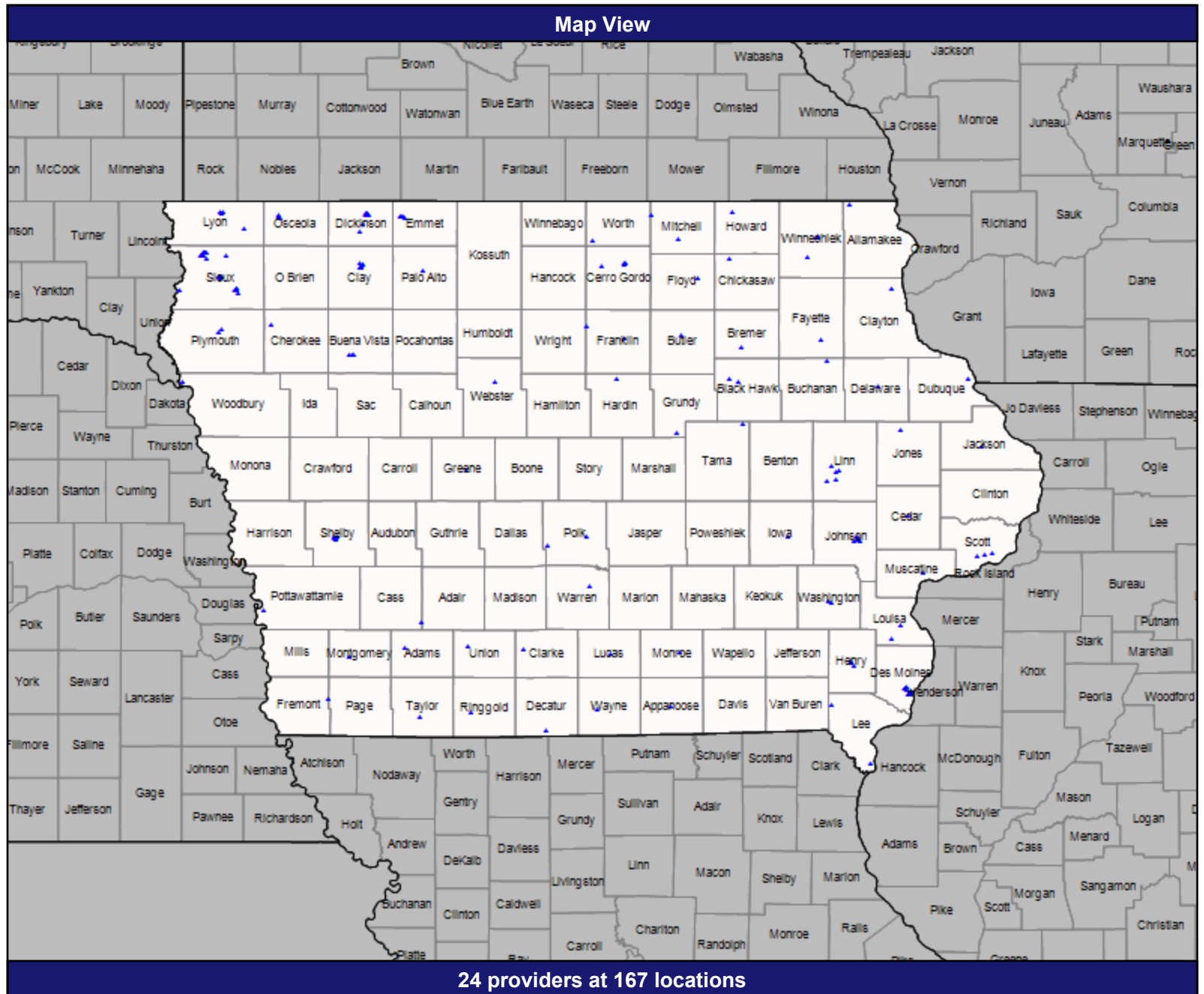
Total Providers: 24

- Single providers (0)
- ▲ Multiple providers (167)

Service Areas

□ Iowa

54.59 miles



Long - Term Care Services - ID - Transportation - ID Urban Members - < 100% Standard

January 18, 2022

ID - Transportation

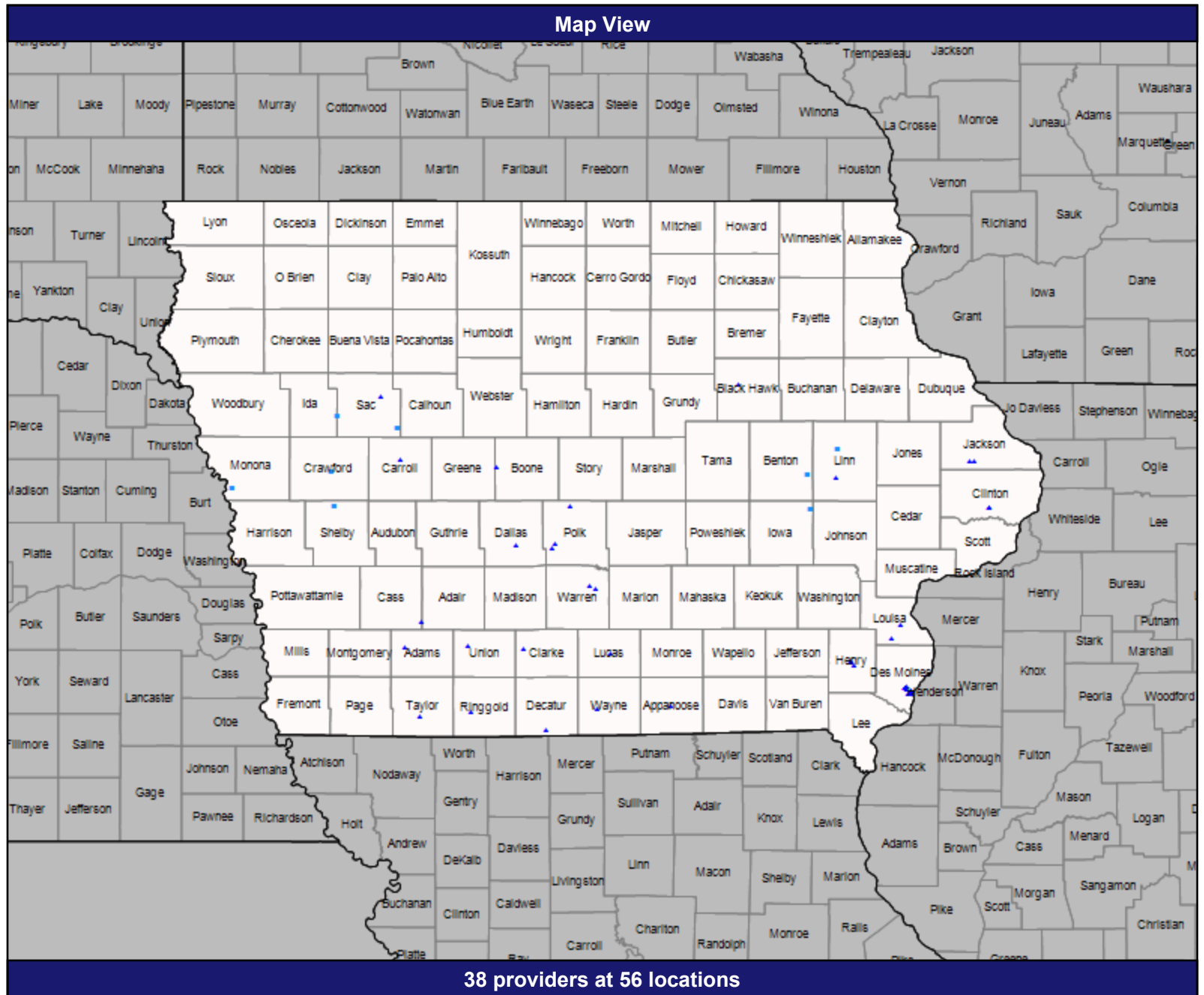
Total Providers: 38

- Single providers (8)
- ▲ Multiple providers (48)

Service Areas

□ Iowa

54.59 miles



Long - Term Care Services - ID - Transportation - ID Rural Members - < 100% Standard

January 18, 2022

ID - Transportation

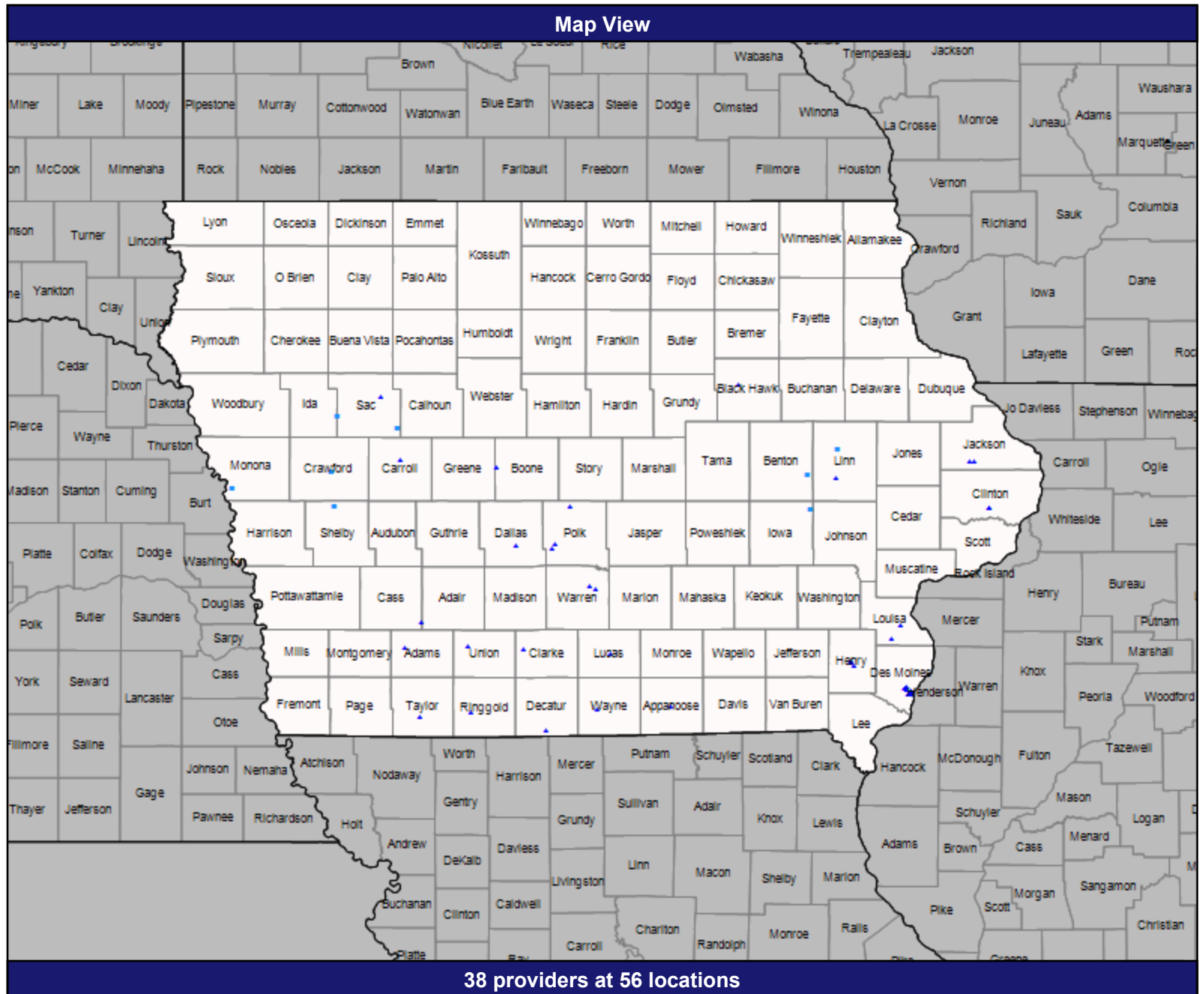
Total Providers: 38

- Single providers (8)
- ▲ Multiple providers (48)

Service Areas

□ Iowa

54.59 miles



Long - Term Care Services - PD - Transportation - PD Urban Members - < 100% Standard

January 18, 2022

PD - Transportation

Total Providers: 38

- Single providers (8)
- ▲ Multiple providers (48)

Service Areas

□ Iowa

54.59 miles

