



AMERIGROUP Iowa, Inc.

Managed Care Network Geographic Access Reports ***Reporting Period: SFY2023 Q3***

April 25, 2023

Table of Contents

Report Contents

Table 1 - Primary Care Provider (PCP) Section	1
Table 2 - Specialty Care Section	2-5
Table 3 - Behavioral Health Section	6
Table 4 - Hospital Section	7
Table 5 - Other Services Section	8
Table 6 - Long- Term Care Services Section	9-12
Other Services - Lab and X-ray Services - Iowa Members - Less than 100% Standard	13
Long - Term Care Services - BI - Transportation - BI Urban Members - < 100% Standard	14
Long - Term Care Services - Elderly - Transportation - Elderly Urban Members - < 100% Standard	15
Long - Term Care Services - ID: Prevocational Services - ID Urban Members - < 100% Standard	16
Long - Term Care Services - ID - Transportation - ID Urban Members - < 100% Standard	17
Long - Term Care Services - ID - Transportation - ID Rural Members - < 100% Standard	18

Table 1 - Primary Care Provider (PCP) Section

Table displays the percentage of members within the contract standards for Adult [all adults 19 years or older] and Pediatric [all children with age 0 to 18] PCP Providers and whether or not the contract standard was met (Y/N). The contract standard is to have access within 30 minutes or 30 miles from their personal residence for 100% of population. Percentages marked in red did not meet contract standards.

Provider Type	Time/Distance Standard	Provider Count	Members with Access	Percentage with Access	Standard Met (Y/N)	Ave Distance (Mies)
Adult - PCP	30 minutes or 30 miles	6966	237034	100.0%	Y	2.0
Pediatric - PCP	30 minutes or 30 miles	6997	211612	100.0%	Y	2.2

Table 2 - Specialty Care Section

Table displays the percentage of members within the contract standards for Specialty Care Adult [all adults 19 years or older] and Pediatric [all children with age 0 to 18] , OB/GYN [all females with age 12 or older], and Neonatology [all newborns with age less than 1] providers and whether or not the contract standard was met (Y/N). The contract standard is to have access within 60 minutes or 60 miles for 75% of population, and 90 minutes or 90 miles for 100% of population from their personal residence. Percentages marked in red did not meet contract standards.

Provider Type	Time/Distance Standard	Provider Count	Members with Access	Percentage with Access	Standard Met (Y/N)	Ave Distance (Mies)
Allergy - Adult	60 minutes or 60 miles	94	194745	98.9%	Y	12.9
Allergy - Adult	90 minutes or 90 miles	94	196817	100.0%	Y	13.4
Cardiology - Adult	60 minutes or 60 miles	717	196817	100.0%	Y	4.9
Cardiology - Adult	90 minutes or 90 miles	717	196817	100.0%	Y	4.9
Dermatology - Adult	60 minutes or 60 miles	202	196817	100.0%	Y	8.9
Dermatology - Adult	90 minutes or 90 miles	202	196817	100.0%	Y	8.9
Endocrinology - Adult	60 minutes or 60 miles	162	193372	98.2%	Y	14.6
Endocrinology - Adult	90 minutes or 90 miles	162	196817	100.0%	Y	15.7
Gastroenterology - Adult	60 minutes or 60 miles	358	196176	99.7%	Y	12.6
Gastroenterology - Adult	90 minutes or 90 miles	358	196817	100.0%	Y	12.8
General Surgery - Adult	60 minutes or 60 miles	746	196817	100.0%	Y	4.3
General Surgery - Adult	90 minutes or 90 miles	746	196817	100.0%	Y	4.3
Nephrology - Adult	60 minutes or 60 miles	465	196817	100.0%	Y	6.7
Nephrology - Adult	90 minutes or 90 miles	465	196817	100.0%	Y	6.7
Neurology - Adult	60 minutes or 60 miles	581	196817	100.0%	Y	7.9
Neurology - Adult	90 minutes or 90 miles	581	196817	100.0%	Y	7.9
Neurosurgery - Adult	60 minutes or 60 miles	164	188065	95.6%	Y	14.9
Neurosurgery - Adult	90 minutes or 90 miles	164	196817	100.0%	Y	17.1
OB/GYN - Adult	60 minutes or 60 miles	487	154071	100.0%	Y	5.3

Provider Type	Time/Distance Standard	Provider Count	Members with Access	Percentage with Access	Standard Met (Y/N)	Ave Distance (Mies)
OB/GYN - Adult	90 minutes or 90 miles	487	154071	100.0%	Y	5.3
Occupational Therapy - Adult	60 minutes or 60 miles	592	196817	100.0%	Y	3.8
Occupational Therapy - Adult	90 minutes or 90 miles	592	196817	100.0%	Y	3.8
Oncology/Hematology - Adult	60 minutes or 60 miles	527	196817	100.0%	Y	7.1
Oncology/Hematology - Adult	90 minutes or 90 miles	527	196817	100.0%	Y	7.1
Ophthalmology - Adult	60 minutes or 60 miles	292	196817	100.0%	Y	7.0
Ophthalmology - Adult	90 minutes or 90 miles	292	196817	100.0%	Y	7.0
Orthopedics - Adult	60 minutes or 60 miles	769	196817	100.0%	Y	4.5
Orthopedics - Adult	90 minutes or 90 miles	769	196817	100.0%	Y	4.5
Otolaryngology (ENT) - Adult	60 minutes or 60 miles	260	196817	100.0%	Y	6.3
Otolaryngology (ENT) - Adult	90 minutes or 90 miles	260	196817	100.0%	Y	6.3
Pathology - Adult	60 minutes or 60 miles	359	196817	100.0%	Y	10.2
Pathology - Adult	90 minutes or 90 miles	359	196817	100.0%	Y	10.2
Physical Therapy- Adult	60 minutes or 60 miles	1856	196817	100.0%	Y	2.8
Physical Therapy- Adult	90 minutes or 90 miles	1856	196817	100.0%	Y	2.8
Psychiatry- Adult	60 minutes or 60 miles	1132	196817	100.0%	Y	3.5
Psychiatry- Adult	90 minutes or 90 miles	1132	196817	100.0%	Y	3.5
Pulmonology - Adult	60 minutes or 60 miles	435	196817	100.0%	Y	9.3
Pulmonology - Adult	90 minutes or 90 miles	435	196817	100.0%	Y	9.3
Radiology - Adult	60 minutes or 60 miles	1245	196817	100.0%	Y	4.9
Radiology - Adult	90 minutes or 90 miles	1245	196817	100.0%	Y	4.9
Reconstructive Surgery - Adult	60 minutes or 60 miles	94	194061	98.6%	Y	14.6

Provider Type	Time/Distance Standard	Provider Count	Members with Access	Percentage with Access	Standard Met (Y/N)	Ave Distance (Mies)
Reconstructive Surgery - Adult	90 minutes or 90 miles	94	196817	100.0%	Y	15.4
Rheumatology - Adult	60 minutes or 60 miles	112	196686	99.9%	Y	12.7
Rheumatology - Adult	90 minutes or 90 miles	112	196817	100.0%	Y	12.7
Speech Therapy - Adult	60 minutes or 60 miles	379	196817	100.0%	Y	7.2
Speech Therapy - Adult	90 minutes or 90 miles	379	196817	100.0%	Y	7.2
Urology - Adult	60 minutes or 60 miles	237	196817	100.0%	Y	6.3
Urology - Adult	90 minutes or 90 miles	237	196817	100.0%	Y	6.3
Allergy - Pediatric	60 minutes or 60 miles	94	209572	99.0%	Y	14.0
Allergy - Pediatric	90 minutes or 90 miles	94	211609	100.0%	Y	14.5
Cardiology - Pediatric	60 minutes or 60 miles	721	211609	100.0%	Y	5.3
Cardiology - Pediatric	90 minutes or 90 miles	721	211609	100.0%	Y	5.3
Dermatology - Pediatric	60 minutes or 60 miles	202	211609	100.0%	Y	9.6
Dermatology - Pediatric	90 minutes or 90 miles	202	211609	100.0%	Y	9.6
Endocrinology - Pediatric	60 minutes or 60 miles	162	207439	98.0%	Y	15.6
Endocrinology - Pediatric	90 minutes or 90 miles	162	211609	100.0%	Y	16.7
Gastroenterology - Pediatric	60 minutes or 60 miles	358	210953	99.7%	Y	13.8
Gastroenterology - Pediatric	90 minutes or 90 miles	358	211609	100.0%	Y	14.0
General Surgery - Pediatric	60 minutes or 60 miles	746	211609	100.0%	Y	4.7
General Surgery - Pediatric	90 minutes or 90 miles	746	211609	100.0%	Y	4.7
Neonatology - Pediatric	60 minutes or 60 miles	303	7655	92.8%	Y	16.9
Neonatology - Pediatric	90 minutes or 90 miles	303	8253	100.0%	Y	20.7
Nephrology - Pediatric	60 minutes or 60 miles	258	211609	100.0%	Y	9.5
Nephrology - Pediatric	90 minutes or 90 miles	258	211609	100.0%	Y	9.5

Provider Type	Time/Distance Standard	Provider Count	Members with Access	Percentage with Access	Standard Met (Y/N)	Ave Distance (Mies)
Neurology - Pediatric	60 minutes or 60 miles	777	211609	100.0%	Y	8.1
Neurology - Pediatric	90 minutes or 90 miles	777	211609	100.0%	Y	8.1
Oncology/ Hematology - Pediatric	60 minutes or 60 miles	528	211609	100.0%	Y	7.7
Oncology/ Hematology - Pediatric	90 minutes or 90 miles	528	211609	100.0%	Y	7.7
Ophthalmology - Pediatric	60 minutes or 60 miles	292	211609	100.0%	Y	7.6
Ophthalmology - Pediatric	90 minutes or 90 miles	292	211609	100.0%	Y	7.6
Orthopedics - Pediatric	60 minutes or 60 miles	769	211609	100.0%	Y	4.9
Orthopedics - Pediatric	90 minutes or 90 miles	769	211609	100.0%	Y	4.9
Otolaryngology (ENT) - Pediatric	60 minutes or 60 miles	261	211609	100.0%	Y	6.7
Otolaryngology (ENT) - Pediatric	90 minutes or 90 miles	261	211609	100.0%	Y	6.7
Pulmonology - Pediatric	60 minutes or 60 miles	435	211609	100.0%	Y	9.8
Pulmonology - Pediatric	90 minutes or 90 miles	435	211609	100.0%	Y	9.8
Rheumatology - Pediatric	60 minutes or 60 miles	112	211413	99.9%	Y	13.7
Rheumatology - Pediatric	90 minutes or 90 miles	112	211609	100.0%	Y	13.7
Urology - Pediatric	60 minutes or 60 miles	237	211609	100.0%	Y	6.7
Urology - Pediatric	90 minutes or 90 miles	237	211609	100.0%	Y	6.7

Table 3 - Behavioral Health Section

Table displays the percentage of all members [all age groups] within the contract standards for Behavioral Health providers and whether or not the contract standard was met (Y/N). The contract standard is to have access within 30 minutes or 30 miles , 60 minutes or 60 miles for Urban counties, and 90 minutes or 90 miles for Rural counties from their personal residence for 100% of population. Zip codes with population lesser than 1,000 per square mile are classified as Rural and zip codes with a population of 1,000 or higher per square mile are classified as Urban. Percentages marked in red did not meet contract standards.

Provider Type	Time/Distance Standard	Provider Count	Members with Access	Percentage with Access	Standard Met (Y/N)	Ave Distance (Mies)
Behavioral Health - Outpatient	30 minutes or 30 miles	5314	448646	100.0%	Y	1.9
Behavioral Health - Inpatient	60 minutes or 60 miles	56	266254	100.0%	Y	5.7
Behavioral Health - Inpatient	90 minutes or 90 miles	56	182392	100.0%	Y	26.4

Table 4 - Hospital Section

Table displays the percentage of all members [all age groups] within the contract standards for Hospitals and whether or not the contract standard was met (Y/N). The contract standard is to have access within 30 minutes or 30 miles from personal residence for 100% of population. Percentages in red did not meet contract standards.

Provider Type	Time/Distance Standard	Provider Count	Members with Access	Percentage with Access	Standard Met (Y/N)	Ave Distance (Mies)
Hospital	30 minutes or 30 miles	339	448232	100.0%	Y	4.5

Table 5 - Other Services Section

Table displays the percentage of all members [all age groups] within the contract standards for Other Services (General Optometry, Lab and X-ray services, and Pharmacies) providers and whether or not the contract standard was met (Y/N). The contract standard is to have access within 30 minutes or 30 miles from personal residence for 100% of population. Percentages in red did not meet contract standards.

Provider Type	Time/Distance Standard	Provider Count	Members with Access	Percentage with Access	Standard Met (Y/N)	Ave Distance (Mies)
General Optometry	30 minutes or 30 miles	534	448646	100.0%	Y	3.6
Lab and X-ray Services	30 minutes or 30 miles	152	424273	94.7%	N	7.9
Pharmacies	30 minutes or 30 miles	987	448646	100.0%	Y	2.4

Table 6 - Long- Term Care Services Section

Table displays the percentage of members [Waiver members are identified based on state designation of these members to waiver services] within the contract standards for Long-Term Care Services and whether or not the contract standard was met (Y/N). The contract standard is to have access within 30 minutes or 30 miles in Urban counties, and and 60 minutes or 60 miles for Rural counties from their personal residence for 100% of population. HCBS waiver services may be performed at the member's home, the provider's office, or both. All waiver services have a 2 provider per county standard; however time distance standards only apply to services where members must travel to the provider location. Zip codes with population lesser than 1,000 per square mile are classified as Rural and zip codes with a population of 1,000 or higher per square mile are classified as Urban. Percentages marked in red did not meet contract standards.

Provider Type	Time/Distance Standard	Provider Count	Members with Access	Percentage with Access	Standard Met (Y/N)	Ave Distance (Mies)
ICF/ID - Individuals with Intellectual Disabilities	30 minutes or 30 miles	225	727	100.0%	Y	1.5
ICF/ID - Individuals with Intellectual Disabilities	60 minutes or 60 miles	225	378	100.0%	Y	4.8
ICF/SNF - Skilled Nursing Care Facility	30 minutes or 30 miles	470	372	100.0%	Y	2.4
ICF/SNF - Skilled Nursing Care Facility	60 minutes or 60 miles	470	220	100.0%	Y	3.9
AIDS/HIV: Adult Day Care	30 minutes or 30 miles	17	1	100.0%	Y	8.4
AIDS/HIV: Adult Day Care	60 minutes or 60 miles	17	0	N/A	Y	N/A
AIDS/HIV - Counseling Services	30 minutes or 30 miles	2	0	N/A	Y	N/A
AIDS/HIV - Counseling Services	60 minutes or 60 miles	2	0	N/A	Y	N/A
AIDS/HIV: Respite	30 minutes or 30 miles	80	0	N/A	Y	N/A
AIDS/HIV: Respite	60 minutes or 60 miles	80	0	N/A	Y	N/A
BI: Adult Day Care	30 minutes or 30 miles	17	22	100.0%	Y	5.2
BI: Adult Day Care	60 minutes or 60 miles	17	5	100.0%	Y	20.8
BI: Prevocational Services	30 minutes or 30 miles	15	0	N/A	Y	N/A

Provider Type	Time/Distance Standard	Provider Count	Members with Access	Percentage with Access	Standard Met (Y/N)	Ave Distance (Mies)
BI: Prevocational Services	60 minutes or 60 miles	15	0	N/A	Y	N/A
BI: Supported Employment	30 minutes or 30 miles	78	23	100.0%	Y	3.3
BI: Supported Employment	60 minutes or 60 miles	78	25	100.0%	Y	4.6
BI: IMMT	30 minutes or 30 miles	8	2	100.0%	Y	5.4
BI: IMMT	60 minutes or 60 miles	8	0	N/A	Y	N/A
BI - Respite	30 minutes or 30 miles	80	127	100.0%	Y	3.6
BI - Respite	60 minutes or 60 miles	80	83	100.0%	Y	6.1
BI - Transportation	30 minutes or 30 miles	6	3	60.0%	N	22.4
BI - Transportation	60 minutes or 60 miles	6	6	100.0%	Y	28.1
CMH: Respite	30 minutes or 30 miles	80	222	100.0%	Y	3.9
CMH: Respite	60 minutes or 60 miles	80	176	100.0%	Y	6.3
Elderly: Adult Day Care	30 minutes or 30 miles	17	28	100.0%	Y	4.0
Elderly: Adult Day Care	60 minutes or 60 miles	17	3	100.0%	Y	2.1
Elderly - Respite	30 minutes or 30 miles	80	16	100.0%	Y	4.5
Elderly - Respite	60 minutes or 60 miles	80	14	100.0%	Y	4.0
Elderly - Transportation	30 minutes or 30 miles	6	8	88.9%	N	17.6
Elderly - Transportation	60 minutes or 60 miles	6	3	100.0%	Y	29.7
HD: Adult Day Care	30 minutes or 30 miles	17	7	100.0%	Y	5.2
HD: Adult Day Care	60 minutes or 60 miles	17	0	N/A	Y	N/A
HD: Counseling Services	30 minutes or 30 miles	2	0	N/A	Y	N/A
HD: Counseling Services	60 minutes or 60 miles	2	0	N/A	Y	N/A
HD - IMMT	30 minutes or 30 miles	8	2	100.0%	Y	4.3
HD - IMMT	60 minutes or 60 miles	8	3	100.0%	Y	16.0

Provider Type	Time/Distance Standard	Provider Count	Members with Access	Percentage with Access	Standard Met (Y/N)	Ave Distance (Mies)
HD - Respite	30 minutes or 30 miles	80	373	100.0%	Y	3.7
HD - Respite	60 minutes or 60 miles	80	202	100.0%	Y	5.7
ID: Adult Day Care	30 minutes or 30 miles	17	154	100.0%	Y	3.8
ID: Adult Day Care	60 minutes or 60 miles	17	46	100.0%	Y	8.4
ID: Day Habilitation	30 minutes or 30 miles	105	1250	100.0%	Y	2.4
ID: Day Habilitation	60 minutes or 60 miles	105	1153	100.0%	Y	4.1
ID: Prevocational Services	30 minutes or 30 miles	15	25	96.2%	N	4.4
ID: Prevocational Services	60 minutes or 60 miles	15	44	100.0%	Y	19.6
ID: Supported Employment	30 minutes or 30 miles	78	576	100.0%	Y	3.2
ID: Supported Employment	60 minutes or 60 miles	78	738	100.0%	Y	4.8
ID - IMMT	30 minutes or 30 miles	8	5	100.0%	Y	8.4
ID - IMMT	60 minutes or 60 miles	8	1	100.0%	Y	12.9
ID - Respite	30 minutes or 30 miles	80	902	100.0%	Y	3.6
ID - Respite	60 minutes or 60 miles	80	492	100.0%	Y	5.1
ID - Transportation	30 minutes or 30 miles	6	66	66.7%	N	13.6
ID - Transportation	60 minutes or 60 miles	6	77	91.7%	N	29.0
PD - Transportation	30 minutes or 30 miles	6	1	100.0%	Y	1.7
PD - Transportation	60 minutes or 60 miles	6	0	N/A	Y	N/A
Hab - Day Habilitation	30 minutes or 30 miles	105	8	100.0%	Y	1.5
Hab - Day Habilitation	60 minutes or 60 miles	105	10	100.0%	Y	5.4
Hab - Prevocational Services	30 minutes or 30 miles	15	0	N/A	Y	N/A
Hab - Prevocational Services	60 minutes or 60 miles	15	0	N/A	Y	N/A

Provider Type	Time/Distance Standard	Provider Count	Members with Access	Percentage with Access	Standard Met (Y/N)	Ave Distance (Mies)
Hab - Supported Employment	30 minutes or 30 miles	78	9	100.0%	Y	4.5
Hab - Supported Employment	60 minutes or 60 miles	78	7	100.0%	Y	2.8

Other Services - Lab and X-ray Services - Iowa Members - Less than 100% Standard

April 28, 2023

Lab & Xray

Total Providers: 152

- Single providers (306)
- ▲ Multiple providers (41)

Lab & Xray -1 in 30 Miles

Employee Group
Iowa Members (Iowa)

Provider Group
Lab & Xray

448,232 employee locations

● Without access (23,959)

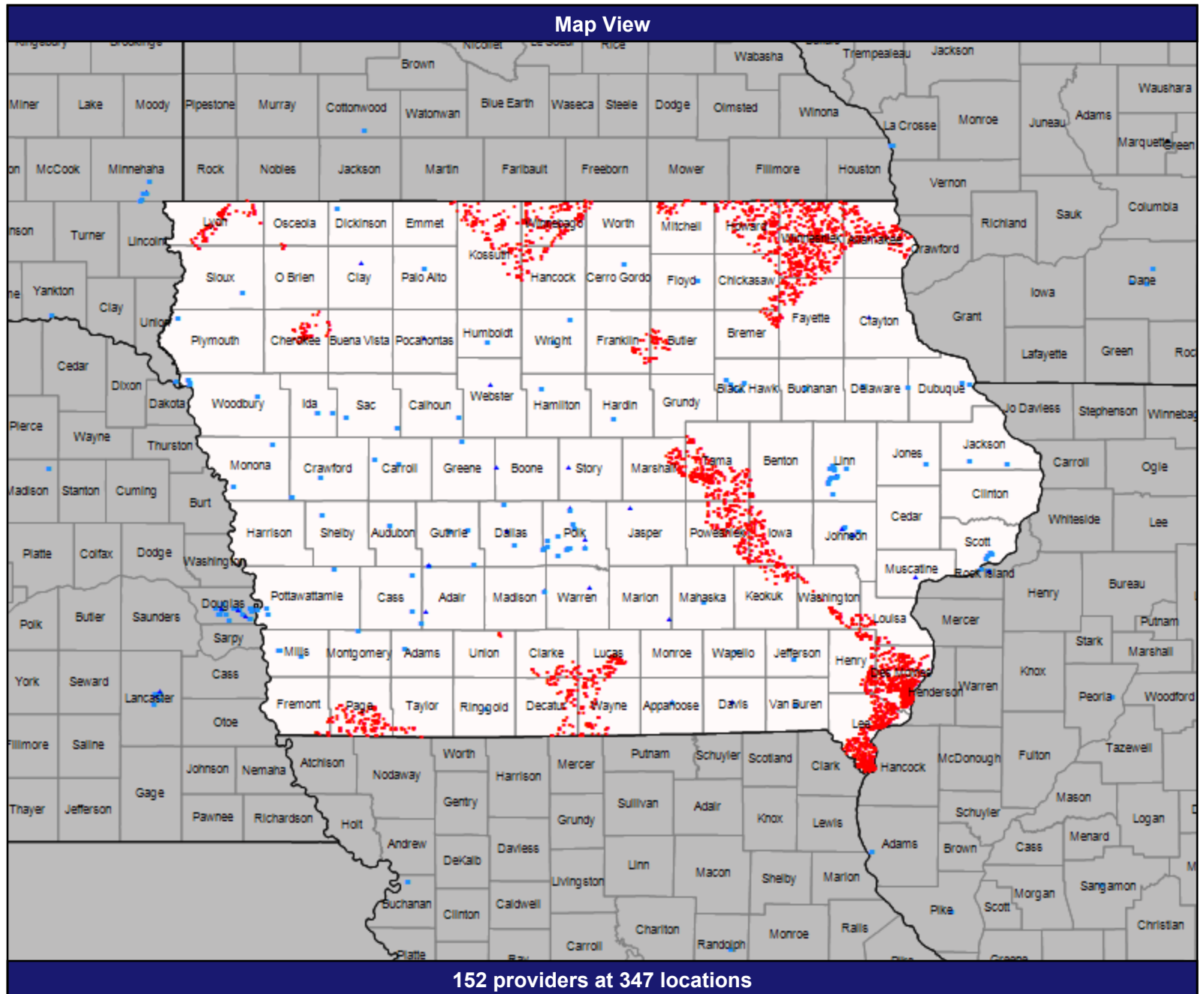
The Access Standard is defined as (Iowa Members (Iowa)) employees accessing:

1 (Lab & Xray) provider in 30 miles

Service Areas

□ Iowa

54.59 miles



Long - Term Care Services - BI - Transportation - BI Urban Members - < 100% Standard

April 25, 2023

BI - Transportation

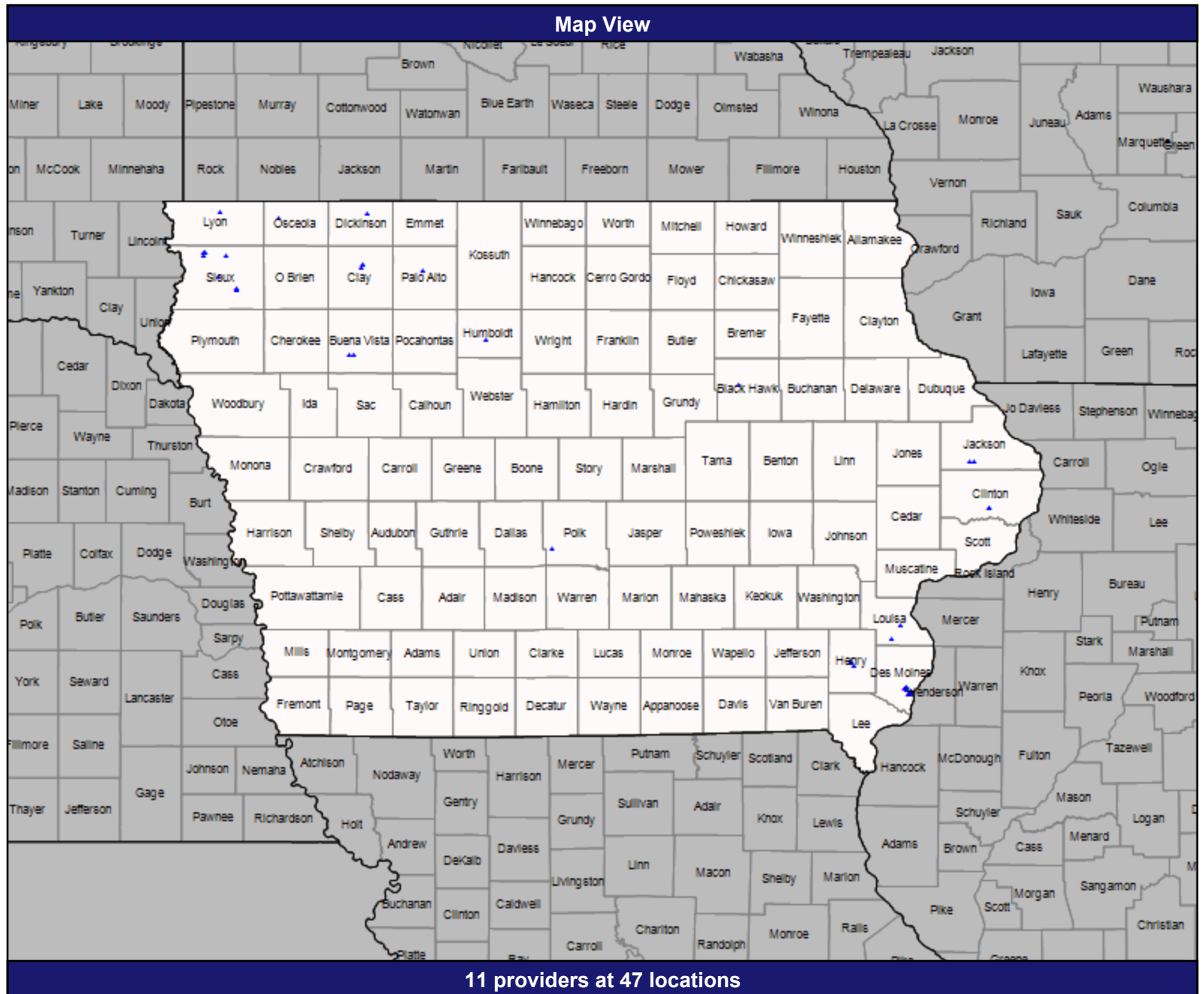
Total Providers: 11

- Single providers (0)
- ▲ Multiple providers (47)

Service Areas

□ Iowa

54.59 miles



Long - Term Care Services - Elderly - Transportation - Elderly Urban Members - < 100% Standard

April 25, 2023

Elderly - Transportation

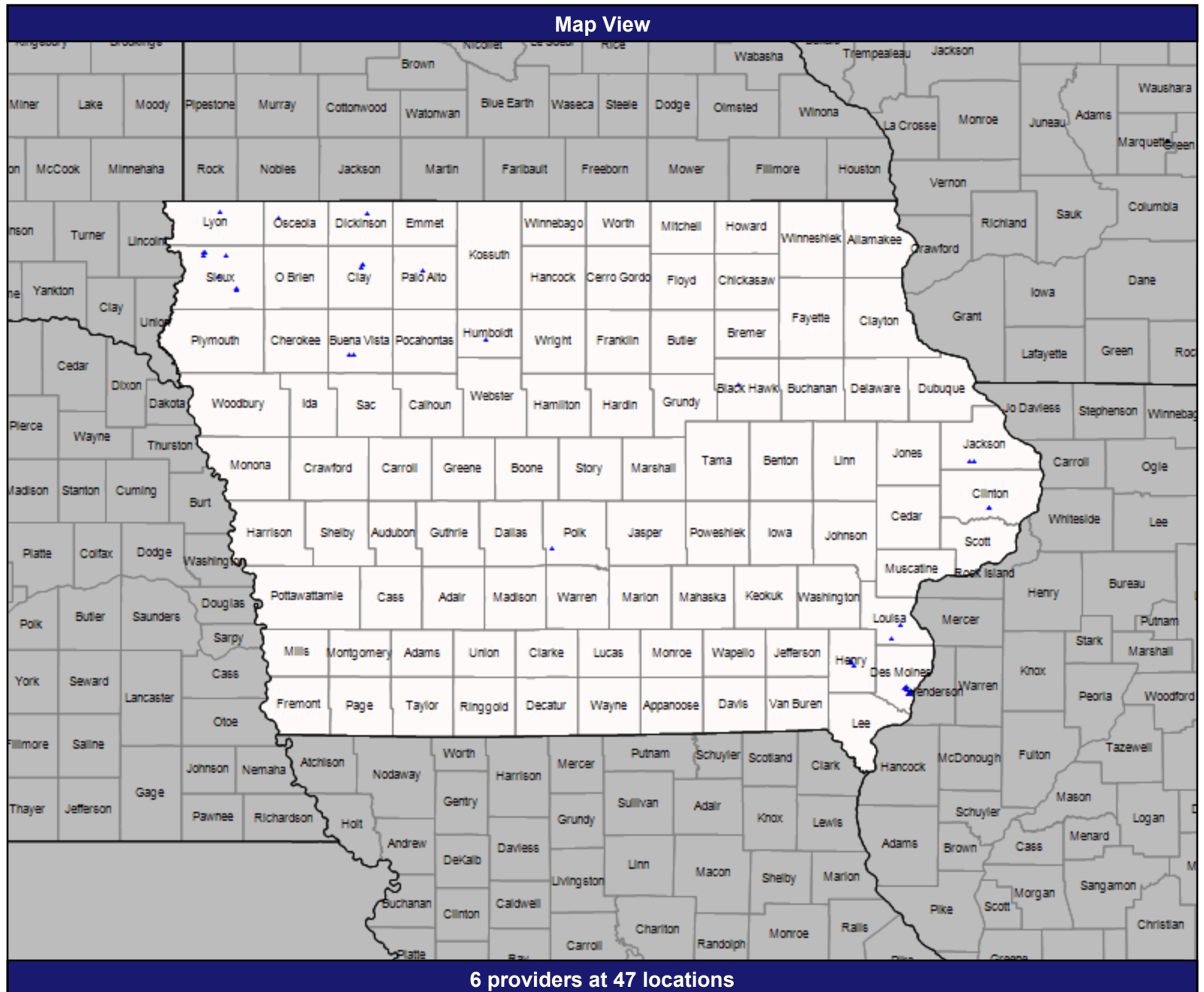
Total Providers: 6

- Single providers (0)
- ▲ Multiple providers (47)

Service Areas

□ Iowa

54.59 miles



Long - Term Care Services - ID: Prevocational Services - ID Urban Members - < 100% Standard

April 25, 2023

ID : Prevocational Services

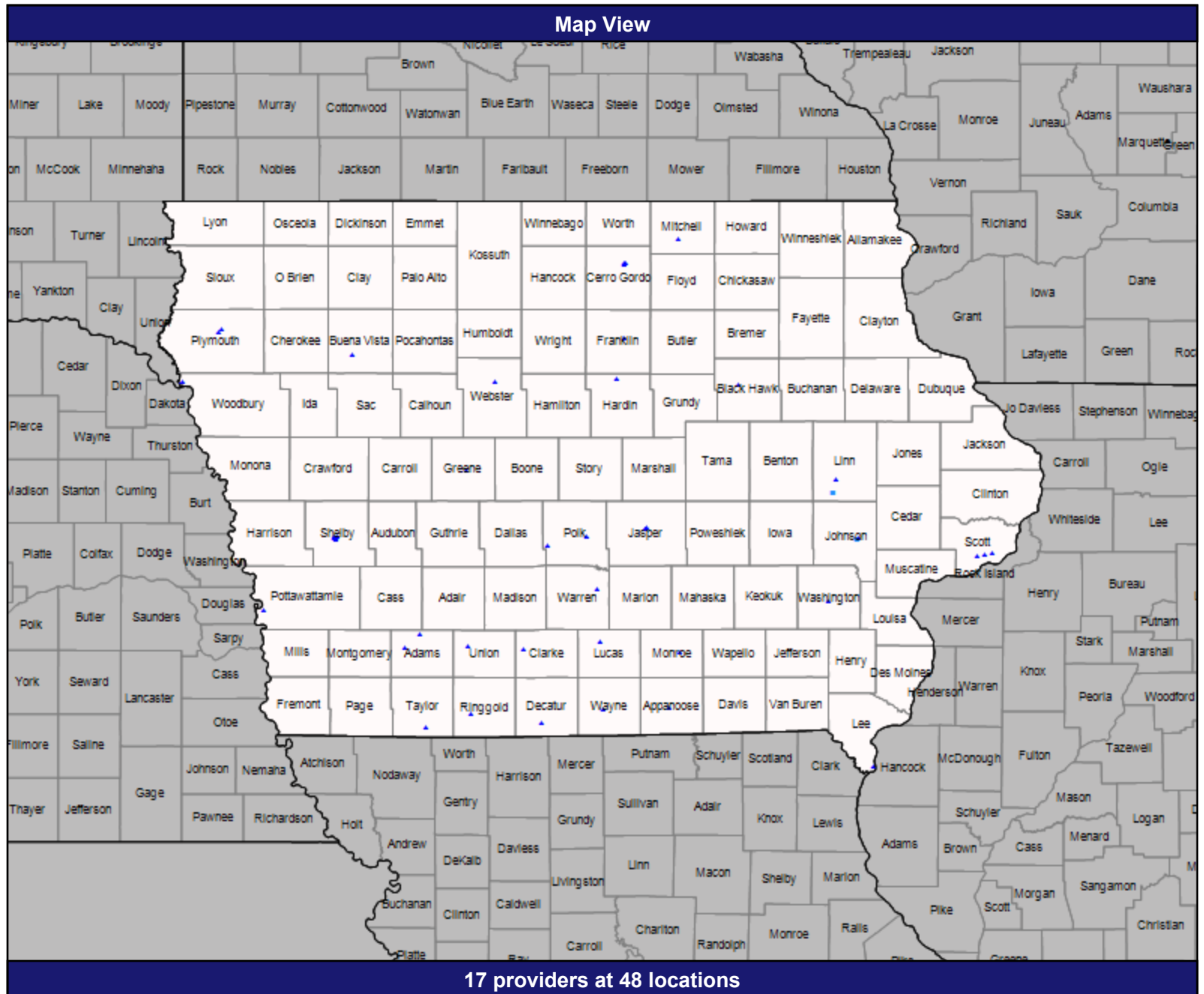
Total Providers: 17

- Single providers (2)
- ▲ Multiple providers (46)

Service Areas

□ Iowa

54.59 miles



Long - Term Care Services - ID - Transportation - ID Urban Members - < 100% Standard

April 25, 2023

ID - Transportation

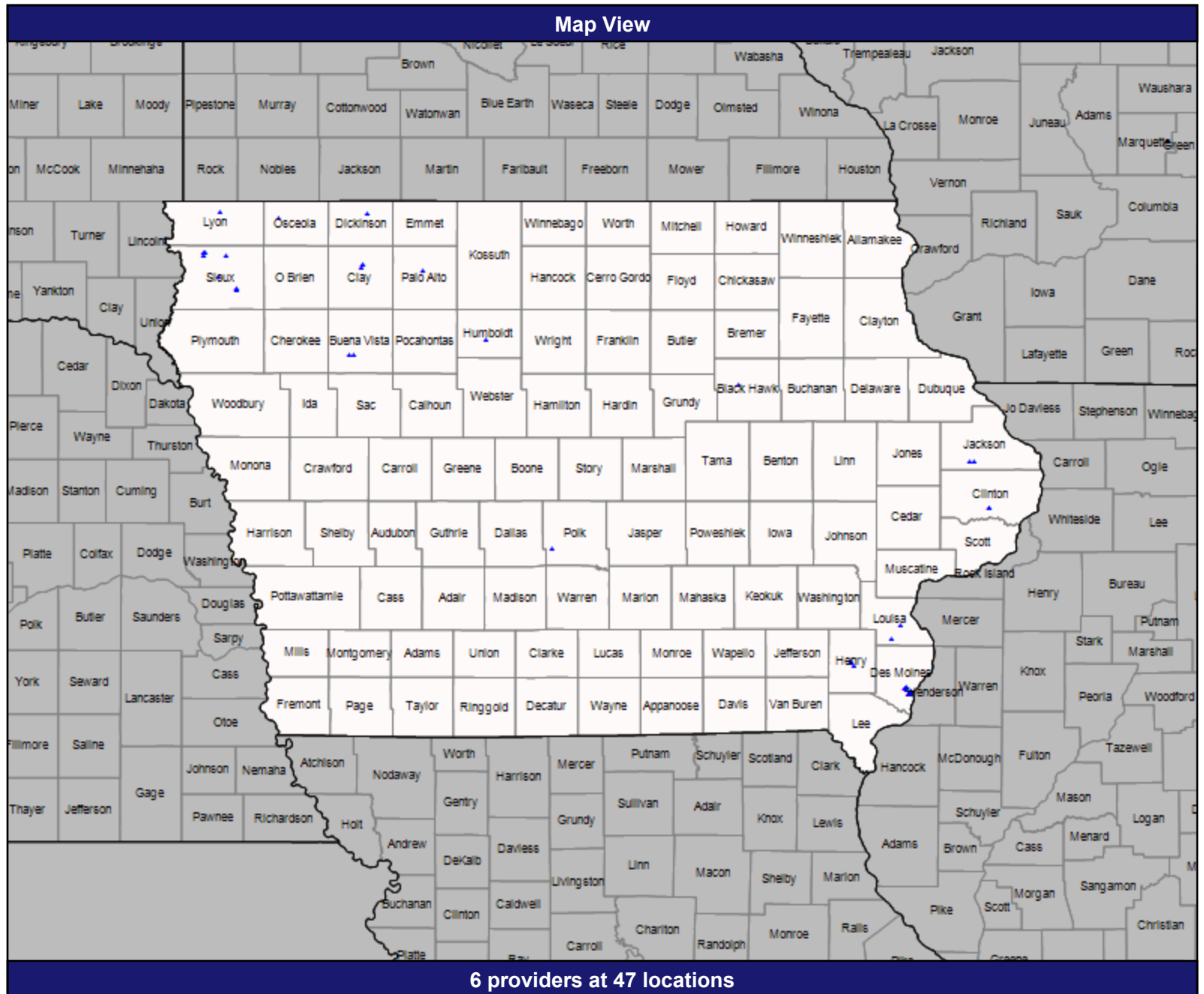
Total Providers: 6

- Single providers (0)
- ▲ Multiple providers (47)

Service Areas

□ Iowa

54.59 miles



Long - Term Care Services - ID - Transportation - ID Rural Members - < 100% Standard

April 25, 2023

ID - Transportation

Total Providers: 6

- Single providers (0)
- ▲ Multiple providers (47)

Service Areas

□ Iowa

54.59 miles

