

Amerigroup Iowa, Inc.

Managed Care Network Geographic Access Reports

Reporting Period: SFY2021 Q1

Date Prepared: 11/04/2020

Table of Contents

Primary Care Provider (PCP)	1
Specialty Care	2-5
Behavioral Health	6
Hospital	7
Other Services	8
Long - Term Care Services	9-12
Specialty Care - Neonatology - Pediatric - Non-Dual Child Members(Under 1) - Less than 100% Standard Map	13
Other Services - Lab and X-ray Services - Iowa Members - Less than 100% Standard Map	14
Long - Term Care Services - AIDS/HIV: Counseling Services - AIDS/HIV Urban Members - < 100% Standard Map	15
Long - Term Care Services - AIDS/HIV: Counseling Services - AIDS/HIV Rural Members - < 100% Standard Map	16
Long - Term Care Services - BI: Adult Day Care - BI Urban Members - < 100% Standard	17
Long - Term Care Services - BI: Adult Day Care - BI Rural Members - < 100% Standard	18
Long - Term Care Services - Elderly: Adult Day Care - Elderly Urban Members - < 100% Standard Map	19
Long - Term Care Services - Elderly: Adult Day Care - Elderly Rural Members - < 100% Standard Map	20
Long - Term Care Services - HD: Adult Day Care - HD Urban Members - < 100% Standard	21
Long - Term Care Services - HD: Adult Day Care - HD Rural Members - < 100% Standard	22
Long - Term Care Services - HD: Counseling Services - HD Urban Members - < 100% Standard	23
Long - Term Care Services - HD: Counseling Services - HD Rural Members - < 100% Standard	24
Long - Term Care Services - ID: Adult Day Care - ID Urban Members - < 100% Standard Map	25
Long - Term Care Services - ID: Adult Day Care - ID Rural Members - < 100% Standard Map	26
Long - Term Care Services - ID: Prevocational Services - ID Urban Members - < 100% Standard Map	27

Table 1 - Primary Care Provider (PCP) Section

Table displays the percentage of members within the contract standards for Adult [all adults 19 years or older] and Pediatric [all children with age 0 to 18] PCP Providers and whether or not the contract standard was met (Y/N). The contract standard is to have access within 30 minutes or 30 miles from their personal residence for 100% of population. Percentages marked in red did not meet contract standards.

Provider Type	Time/Distance Standard	Provider Count	Members with Access	Percentage with Access	Standard Met (Y/N)	Ave Distance (Mies)
Adult - PCP	30 minutes or 30 miles	6,591	204,945	100.0%	Y	1.5
Pediatric - PCP	30 minutes or 30 miles	6,634	204,867	100.0%	Y	1.6

Table 2 - Specialty Care Section

Table displays the percentage of members within the contract standards for Specialty Care Adult [all adults 19 years or older] and Pediatric [all children with age 0 to 18] , OB/GYN [all females with age 12 or older], and Neonatology [all newborns with age less than 1] providers and whether or not the contract standard was met (Y/N). The contract standard is to have access within 60 minutes or 60 miles for 75% of population, and 90 minutes or 90 miles for 100% of population from their personal residence. Percentages marked in red did not meet contract standards.

Provider Type	Time/Distance Standard	Provider Count	Members with Access	Percentage with Access	Standard Met (Y/N)	Ave Distance (Mies)
Allergy - Adult	60 minutes or 60 miles	80	163,990	98.8%	Y	13.8
Allergy - Adult	90 minutes or 90 miles	80	166,016	100.0%	Y	13.8
Cardiology - Adult	60 minutes or 60 miles	546	166,016	100.0%	Y	5.3
Cardiology - Adult	90 minutes or 90 miles	546	166,016	100.0%	Y	5.3
Dermatology - Adult	60 minutes or 60 miles	148	165,461	99.7%	Y	11.9
Dermatology - Adult	90 minutes or 90 miles	148	166,016	100.0%	Y	11.9
Endocrinology - Adult	60 minutes or 60 miles	131	154,026	92.8%	Y	18.8
Endocrinology - Adult	90 minutes or 90 miles	131	166,008	100.0%	Y	18.8
Gastroenterology - Adult	60 minutes or 60 miles	297	164,540	99.1%	Y	13.8
Gastroenterology - Adult	90 minutes or 90 miles	297	166,016	100.0%	Y	13.8
General Surgery - Adult	60 minutes or 60 miles	577	166,016	100.0%	Y	4.1
General Surgery - Adult	90 minutes or 90 miles	577	166,016	100.0%	Y	4.1
Nephrology - Adult	60 minutes or 60 miles	345	166,016	100.0%	Y	7.5
Nephrology - Adult	90 minutes or 90 miles	345	166,016	100.0%	Y	7.5
Neurology - Adult	60 minutes or 60 miles	413	165,992	100.0%	Y	8.9
Neurology - Adult	90 minutes or 90 miles	413	166,016	100.0%	Y	8.9
Neurosurgery - Adult	60 minutes or 60 miles	112	151,482	91.2%	Y	20.4
Neurosurgery - Adult	90 minutes or 90 miles	112	165,934	100.0%	Y	20.4
OB/GYN - Adult	60 minutes or 60 miles	400	134,256	100.0%	Y	5.7

Provider Type	Time/Distance Standard	Provider Count	Members with Access	Percentage with Access	Standard Met (Y/N)	Ave Distance (Mies)
OB/GYN - Adult	90 minutes or 90 miles	400	134,256	100.0%	Y	5.7
Occupational Therapy - Adult	60 minutes or 60 miles	485	166,016	100.0%	Y	3.6
Occupational Therapy - Adult	90 minutes or 90 miles	485	166,016	100.0%	Y	3.6
Oncology/Hematology - Adult	60 minutes or 60 miles	414	166,016	100.0%	Y	6.9
Oncology/Hematology - Adult	90 minutes or 90 miles	414	166,016	100.0%	Y	6.9
Ophthalmology - Adult	60 minutes or 60 miles	264	166,016	100.0%	Y	6.3
Ophthalmology - Adult	90 minutes or 90 miles	264	166,016	100.0%	Y	6.3
Orthopedics - Adult	60 minutes or 60 miles	574	166,016	100.0%	Y	4.5
Orthopedics - Adult	90 minutes or 90 miles	574	166,016	100.0%	Y	4.5
Otolaryngology (ENT) - Adult	60 minutes or 60 miles	222	166,016	100.0%	Y	6.1
Otolaryngology (ENT) - Adult	90 minutes or 90 miles	222	166,016	100.0%	Y	6.1
Pathology - Adult	60 minutes or 60 miles	299	166,016	100.0%	Y	10.3
Pathology - Adult	90 minutes or 90 miles	299	166,016	100.0%	Y	10.3
Physical Therapy- Adult	60 minutes or 60 miles	1,672	166,016	100.0%	Y	2.5
Physical Therapy- Adult	90 minutes or 90 miles	1,672	166,016	100.0%	Y	2.5
Psychiatry- Adult	60 minutes or 60 miles	753	166,016	100.0%	Y	4.2
Psychiatry- Adult	90 minutes or 90 miles	753	166,016	100.0%	Y	4.2
Pulmonology - Adult	60 minutes or 60 miles	291	165,773	99.9%	Y	9.7
Pulmonology - Adult	90 minutes or 90 miles	291	166,016	100.0%	Y	9.7
Radiology - Adult	60 minutes or 60 miles	1,111	166,016	100.0%	Y	5.1
Radiology - Adult	90 minutes or 90 miles	1,111	166,016	100.0%	Y	5.1
Reconstructive Surgery - Adult	60 minutes or 60 miles	65	163,973	98.8%	Y	15.6

Provider Type	Time/Distance Standard	Provider Count	Members with Access	Percentage with Access	Standard Met (Y/N)	Ave Distance (Mies)
Reconstructive Surgery - Adult	90 minutes or 90 miles	65	166,016	100.0%	Y	15.6
Rheumatology - Adult	60 minutes or 60 miles	78	165,885	99.9%	Y	14.5
Rheumatology - Adult	90 minutes or 90 miles	78	166,016	100.0%	Y	14.5
Speech Therapy - Adult	60 minutes or 60 miles	256	164,223	98.9%	Y	11.1
Speech Therapy - Adult	90 minutes or 90 miles	256	166,016	100.0%	Y	11.1
Urology - Adult	60 minutes or 60 miles	185	166,016	100.0%	Y	6.7
Urology - Adult	90 minutes or 90 miles	185	166,016	100.0%	Y	6.7
Allergy - Pediatric	60 minutes or 60 miles	81	202,973	99.1%	Y	14.5
Allergy - Pediatric	90 minutes or 90 miles	81	204,863	100.0%	Y	14.5
Cardiology - Pediatric	60 minutes or 60 miles	550	204,863	100.0%	Y	5.7
Cardiology - Pediatric	90 minutes or 90 miles	550	204,863	100.0%	Y	5.7
Dermatology - Pediatric	60 minutes or 60 miles	148	204,108	99.6%	Y	12.4
Dermatology - Pediatric	90 minutes or 90 miles	148	204,863	100.0%	Y	12.4
Endocrinology - Pediatric	60 minutes or 60 miles	131	190,833	93.2%	Y	19.5
Endocrinology - Pediatric	90 minutes or 90 miles	131	204,845	100.0%	Y	19.5
Gastroenterology - Pediatric	60 minutes or 60 miles	297	202,974	99.1%	Y	14.7
Gastroenterology - Pediatric	90 minutes or 90 miles	297	204,863	100.0%	Y	14.7
General Surgery - Pediatric	60 minutes or 60 miles	577	204,863	100.0%	Y	4.4
General Surgery - Pediatric	90 minutes or 90 miles	577	204,863	100.0%	Y	4.4
Neonatology - Pediatric	60 minutes or 60 miles	262	8,053	82.8%	Y	24.7
Neonatology - Pediatric	90 minutes or 90 miles	262	9,564	98.4%	N	24.7
Nephrology - Pediatric	60 minutes or 60 miles	200	204,863	100.0%	Y	9.3
Nephrology - Pediatric	90 minutes or 90 miles	200	204,863	100.0%	Y	9.3

Provider Type	Time/Distance Standard	Provider Count	Members with Access	Percentage with Access	Standard Met (Y/N)	Ave Distance (Mies)
Neurology - Pediatric	60 minutes or 60 miles	552	204,842	100.0%	Y	8.9
Neurology - Pediatric	90 minutes or 90 miles	552	204,863	100.0%	Y	8.9
Oncology/ Hematology - Pediatric	60 minutes or 60 miles	415	204,863	100.0%	Y	7.6
Oncology/ Hematology - Pediatric	90 minutes or 90 miles	415	204,863	100.0%	Y	7.6
Ophthalmology - Pediatric	60 minutes or 60 miles	264	204,863	100.0%	Y	6.9
Ophthalmology - Pediatric	90 minutes or 90 miles	264	204,863	100.0%	Y	6.9
Orthopedics - Pediatric	60 minutes or 60 miles	575	204,863	100.0%	Y	4.8
Orthopedics - Pediatric	90 minutes or 90 miles	575	204,863	100.0%	Y	4.8
Otolaryngology (ENT) - Pediatric	60 minutes or 60 miles	223	204,863	100.0%	Y	6.5
Otolaryngology (ENT) - Pediatric	90 minutes or 90 miles	223	204,863	100.0%	Y	6.5
Pulmonology - Pediatric	60 minutes or 60 miles	296	204,586	99.9%	Y	10.0
Pulmonology - Pediatric	90 minutes or 90 miles	296	204,863	100.0%	Y	10.0
Rheumatology - Pediatric	60 minutes or 60 miles	78	204,656	99.9%	Y	15.3
Rheumatology - Pediatric	90 minutes or 90 miles	78	204,863	100.0%	Y	15.3
Urology - Pediatric	60 minutes or 60 miles	185	204,863	100.0%	Y	7.1
Urology - Pediatric	90 minutes or 90 miles	185	204,863	100.0%	Y	7.1

Table 3 - Behavioral Health Section

Table displays the percentage of all members [all age groups] within the contract standards for Behavioral Health providers and whether or not the contract standard was met (Y/N). The contract standard is to have access within 30 minutes or 30 miles , 60 minutes or 60 miles for Urban counties, and 90 minutes or 90 miles for Rural counties from their personal residence for 100% of population. Zip codes with population lesser than 1,000 per square mile are classified as Rural and zip codes with a population of 1,000 or higher per square mile are classified as Urban. Percentages marked in red did not meet contract standards.

Provider Type	Time/Distance Standard	Provider Count	Members with Access	Percentage with Access	Standard Met (Y/N)	Ave Distance (Mies)
Behavioral Health - Outpatient	30 minutes or 30 miles	4,000	409,812	100.0%	Y	2.1
Behavioral Health - Inpatient	60 minutes or 60 miles	49	241,491	100.0%	Y	5.7
Behavioral Health - Inpatient	90 minutes or 90 miles	49	168,321	100.0%	Y	21.4

Table 4 - Hospital Section

Table displays the percentage of all members [all age groups] within the contract standards for Hospitals and whether or not the contract standard was met (Y/N). The contract standard is to have access within 30 minutes or 30 miles from personal residence for 100% of population. Percentages in red did not meet contract standards.

Provider Type	Time/Distance Standard	Provider Count	Members with Access	Percentage with Access	Standard Met (Y/N)	Ave Distance (Mies)
Hospital	30 minutes or 30 miles	330	409,811	100.0%	Y	4.7

Table 5 - Other Services Section

Table displays the percentage of all members [all age groups] within the contract standards for Other Services (General Optometry, Lab and X-ray services, and Pharmacies) providers and whether or not the contract standard was met (Y/N). The contract standard is to have access within 30 minutes or 30 miles from personal residence for 100% of population. Percentages in red did not meet contract standards.

Provider Type	Time/Distance Standard	Provider Count	Members with Access	Percentage with Access	Standard Met (Y/N)	Ave Distance (Mies)
General Optometry	30 minutes or 30 miles	557	409,812	100.0%	Y	3.1
Lab and X-ray Services	30 minutes or 30 miles	150	399,712	97.5%	N	7.8
Pharmacies	30 minutes or 30 miles	979	409,812	100.0%	Y	2.2

Table 6 - Long- Term Care Services Section

Table displays the percentage of members [Waiver members are identified based on state designation of these members to waiver services] within the contract standards for Long-Term Care Services and whether or not the contract standard was met (Y/N). The contract standard is to have access within 30 minutes or 30 miles in Urban counties, and and 60 minutes or 60 miles for Rural counties from their personal residence for 100% of population. HCBS waiver services may be performed at the member's home, the provider's office, or both. All waiver services have a 2 provider per county standard; however time distance standards only apply to services where members must travel to the provider location. Zip codes with population lesser than 1,000 per square mile are classified as Rural and zip codes with a population of 1,000 or higher per square mile are classified as Urban. Percentages marked in red did not meet contract standards.

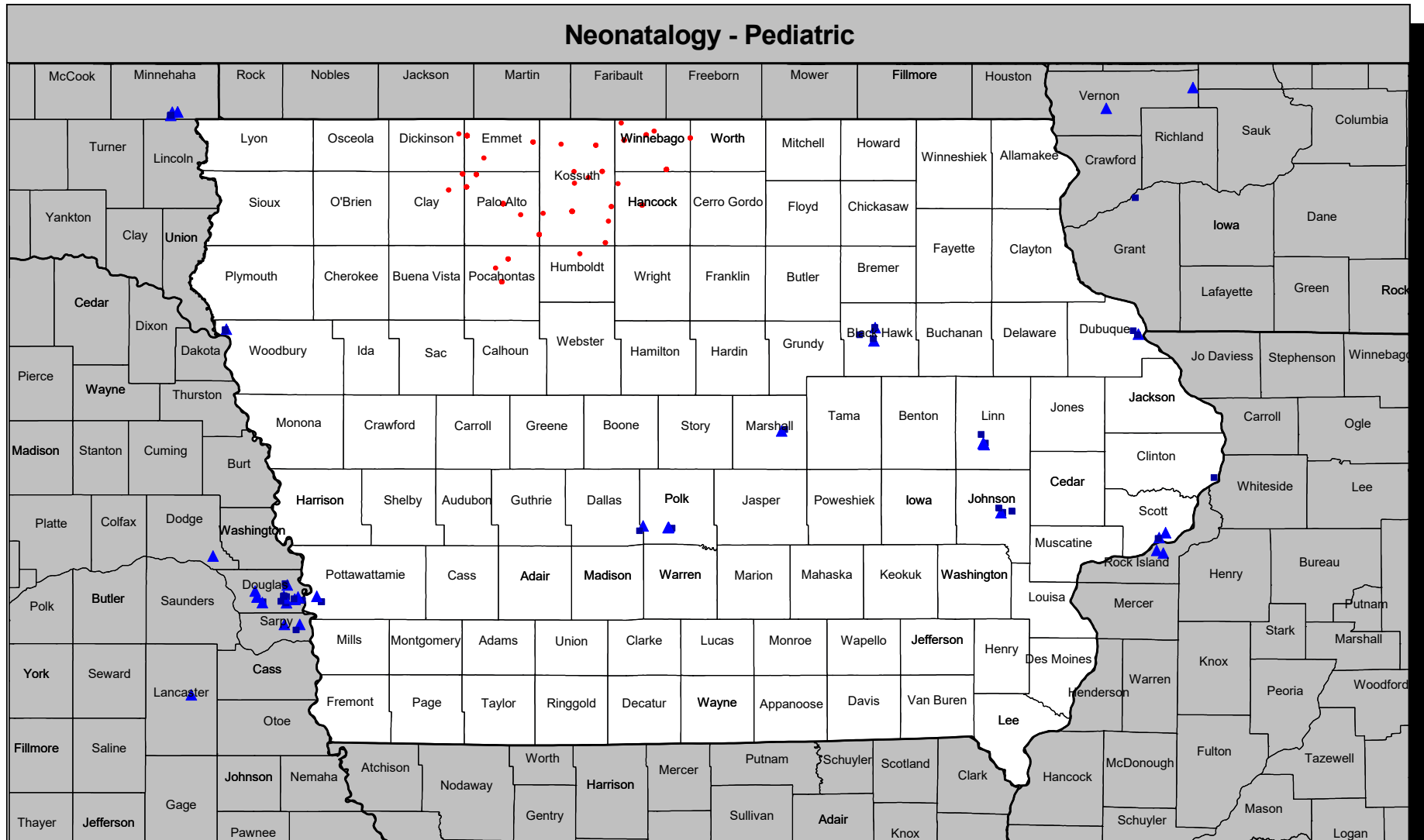
Provider Type	Time/Distance Standard	Provider Count	Members with Access	Percentage with Access	Standard Met (Y/N)	Ave Distance (Mies)
ICF/ID - Individuals with Intellectual Disabilities	30 minutes or 30 miles	226	800	100.0%	Y	1.4
ICF/ID - Individuals with Intellectual Disabilities	60 minutes or 60 miles	226	543	100.0%	Y	4.0
ICF/SNF - Skilled Nursing Care Facility	30 minutes or 30 miles	533	387	100.0%	Y	2.2
ICF/SNF - Skilled Nursing Care Facility	60 minutes or 60 miles	533	237	100.0%	Y	3.6
AIDS/HIV: Adult Day Care	30 minutes or 30 miles	22	13	100.0%	Y	3.5
AIDS/HIV: Adult Day Care	60 minutes or 60 miles	22	6	100.0%	Y	23.4
AIDS/HIV - Counseling Services	30 minutes or 30 miles	1	4	30.8%	N	75.3
AIDS/HIV - Counseling Services	60 minutes or 60 miles	1	2	33.3%	N	109.6
AIDS/HIV: Respite	30 minutes or 30 miles	114	13	100.0%	Y	1.8
AIDS/HIV: Respite	60 minutes or 60 miles	114	6	100.0%	Y	1.8
BI: Adult Day Care	30 minutes or 30 miles	22	385	99.2%	N	6.1
BI: Adult Day Care	60 minutes or 60 miles	22	273	92.9%	N	27.8
BI: Prevocational Services	30 minutes or 30 miles	35	388	100.0%	Y	5.9

Provider Type	Time/Distance Standard	Provider Count	Members with Access	Percentage with Access	Standard Met (Y/N)	Ave Distance (Mies)
BI: Prevocational Services	60 minutes or 60 miles	35	294	100.0%	Y	10.1
BI: Supported Employment	30 minutes or 30 miles	89	388	100.0%	Y	3.6
BI: Supported Employment	60 minutes or 60 miles	89	294	100.0%	Y	5.4
BI: IMMT	30 minutes or 30 miles	20	388	100.0%	Y	5.9
BI: IMMT	60 minutes or 60 miles	20	294	100.0%	Y	9.4
BI - Respite	30 minutes or 30 miles	114	388	100.0%	Y	3.1
BI - Respite	60 minutes or 60 miles	114	294	100.0%	Y	4.9
BI - Transportation	30 minutes or 30 miles	23	388	100.0%	Y	3.2
BI - Transportation	60 minutes or 60 miles	23	294	100.0%	Y	7.3
CMH: Respite	30 minutes or 30 miles	114	323	100.0%	Y	3.5
CMH: Respite	60 minutes or 60 miles	114	252	100.0%	Y	4.9
Elderly: Adult Day Care	30 minutes or 30 miles	22	2,360	98.0%	N	5.9
Elderly: Adult Day Care	60 minutes or 60 miles	22	1,770	92.9%	N	27.4
Elderly - Respite	30 minutes or 30 miles	114	2,407	100.0%	Y	3.0
Elderly - Respite	60 minutes or 60 miles	114	1,906	100.0%	Y	4.2
Elderly - Transportation	30 minutes or 30 miles	23	2,407	100.0%	Y	2.7
Elderly - Transportation	60 minutes or 60 miles	23	1,906	100.0%	Y	7.7
HD: Adult Day Care	30 minutes or 30 miles	22	625	98.6%	N	6.4
HD: Adult Day Care	60 minutes or 60 miles	22	405	90.2%	N	29.0
HD: Counseling Services	30 minutes or 30 miles	1	106	16.7%	N	95.6
HD: Counseling Services	60 minutes or 60 miles	1	49	10.9%	N	119.3
HD - IMMT	30 minutes or 30 miles	20	634	100.0%	Y	6.0
HD - IMMT	60 minutes or 60 miles	20	449	100.0%	Y	8.6

Provider Type	Time/Distance Standard	Provider Count	Members with Access	Percentage with Access	Standard Met (Y/N)	Ave Distance (Mies)
HD - Respite	30 minutes or 30 miles	114	634	100.0%	Y	3.2
HD - Respite	60 minutes or 60 miles	114	449	100.0%	Y	4.7
ID: Adult Day Care	30 minutes or 30 miles	22	3,261	98.5%	N	6.0
ID: Adult Day Care	60 minutes or 60 miles	22	2,548	93.5%	N	25.0
ID: Day Habilitation	30 minutes or 30 miles	126	3,311	100.0%	Y	2.4
ID: Day Habilitation	60 minutes or 60 miles	126	2,726	100.0%	Y	4.0
ID: Prevocational Services	30 minutes or 30 miles	35	3,299	99.6%	N	4.9
ID: Prevocational Services	60 minutes or 60 miles	35	2,726	100.0%	Y	10.7
ID: Supported Employment	30 minutes or 30 miles	89	3,311	100.0%	Y	2.9
ID: Supported Employment	60 minutes or 60 miles	89	2,726	100.0%	Y	4.8
ID - IMMT	30 minutes or 30 miles	20	3,311	100.0%	Y	5.5
ID - IMMT	60 minutes or 60 miles	20	2,726	100.0%	Y	8.8
ID - Respite	30 minutes or 30 miles	114	3,311	100.0%	Y	2.9
ID - Respite	60 minutes or 60 miles	114	2,726	100.0%	Y	4.3
ID - Transportation	30 minutes or 30 miles	23	3,311	100.0%	Y	2.9
ID - Transportation	60 minutes or 60 miles	23	2,726	100.0%	Y	6.8
PD - Transportation	30 minutes or 30 miles	23	407	100.0%	Y	2.2
PD - Transportation	60 minutes or 60 miles	23	223	100.0%	Y	7.5
Hab - Day Habilitation	30 minutes or 30 miles	126	142	100.0%	Y	1.4
Hab - Day Habilitation	60 minutes or 60 miles	126	95	100.0%	Y	2.5
Hab - Prevocational Services	30 minutes or 30 miles	35	142	100.0%	Y	3.5
Hab - Prevocational Services	60 minutes or 60 miles	35	95	100.0%	Y	8.2

Provider Type	Time/Distance Standard	Provider Count	Members with Access	Percentage with Access	Standard Met (Y/N)	Ave Distance (Mies)
Hab - Supported Employment	30 minutes or 30 miles	89	142	100.0%	Y	1.9
Hab - Supported Employment	60 minutes or 60 miles	89	95	100.0%	Y	4.3

Specialty Care - Neonatology - Pediatric - Non-Dual Child Members(Under 1) - Less than 100% Standard

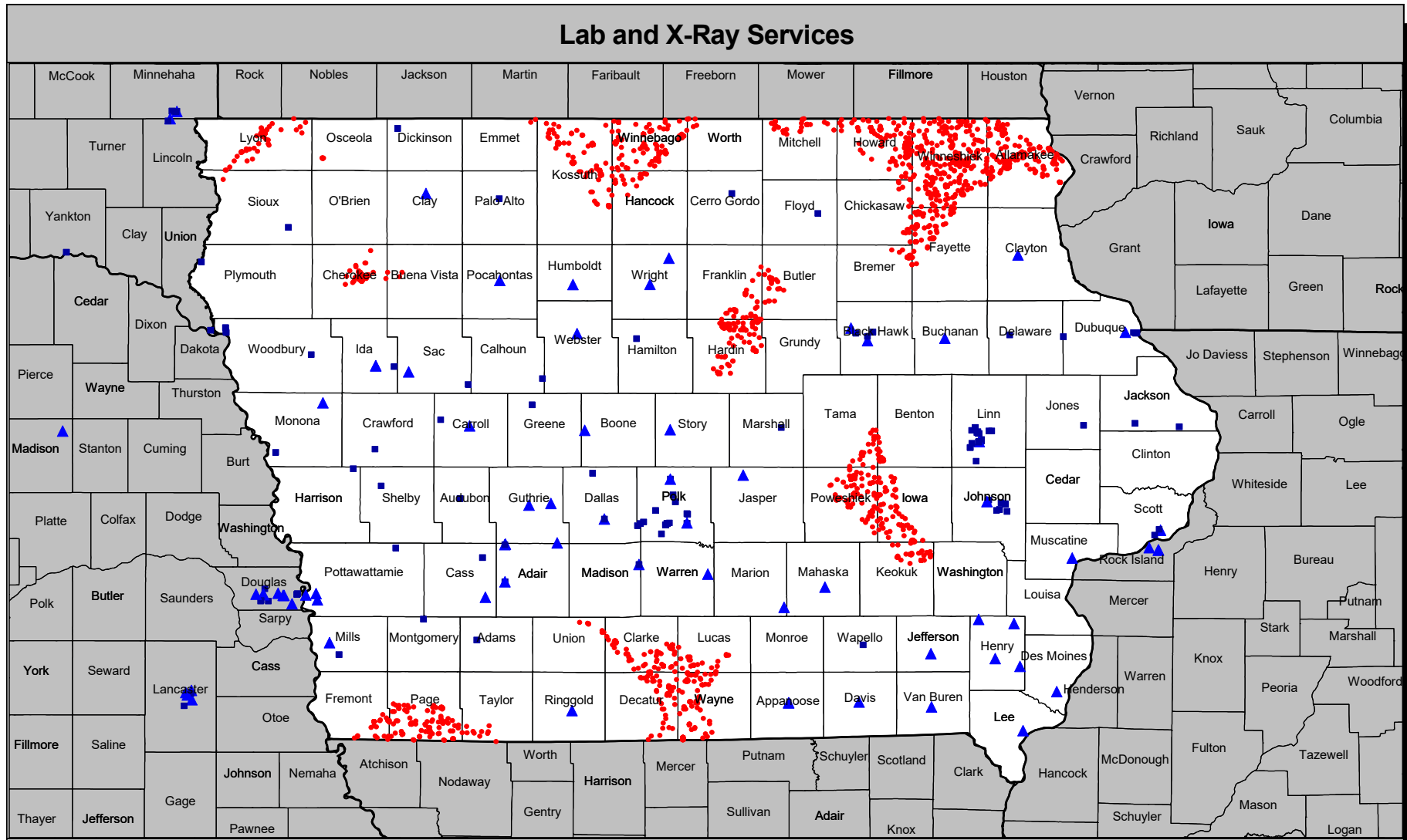


262 Providers at 114 locations

- Members without access (157)
- Single Provider locations (70)
- ▲ Multiple Provider locations (44)

Access standard: 90 minutes or 90 miles

Other Services - Lab and X-ray Services - Iowa Members - Less than 100% Standard



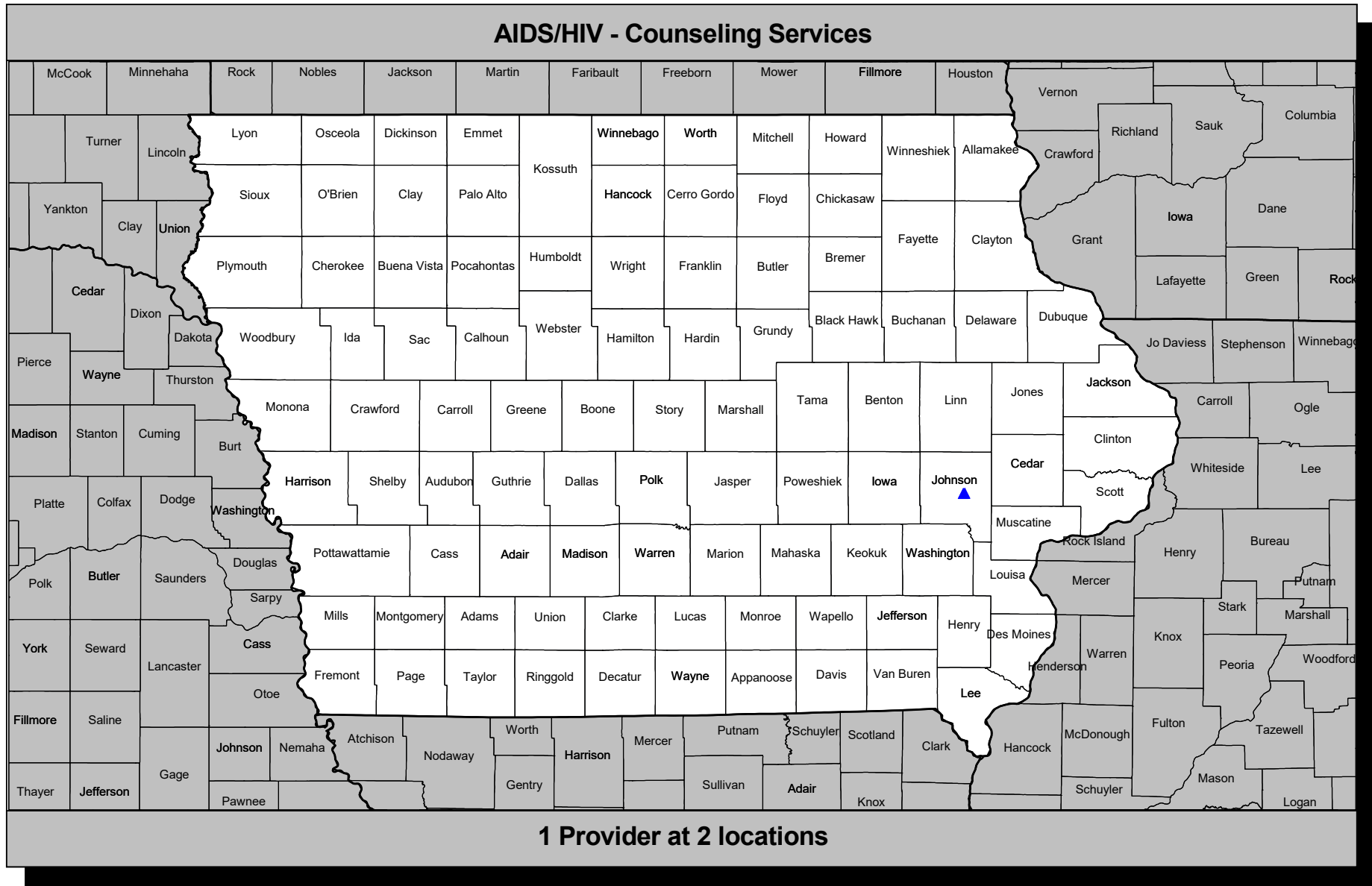
Lab and X-Ray Services

150 Providers at 214 locations

- Members without access (6,537)
- Single Provider locations (132)
- ▲ Multiple Provider locations (82)

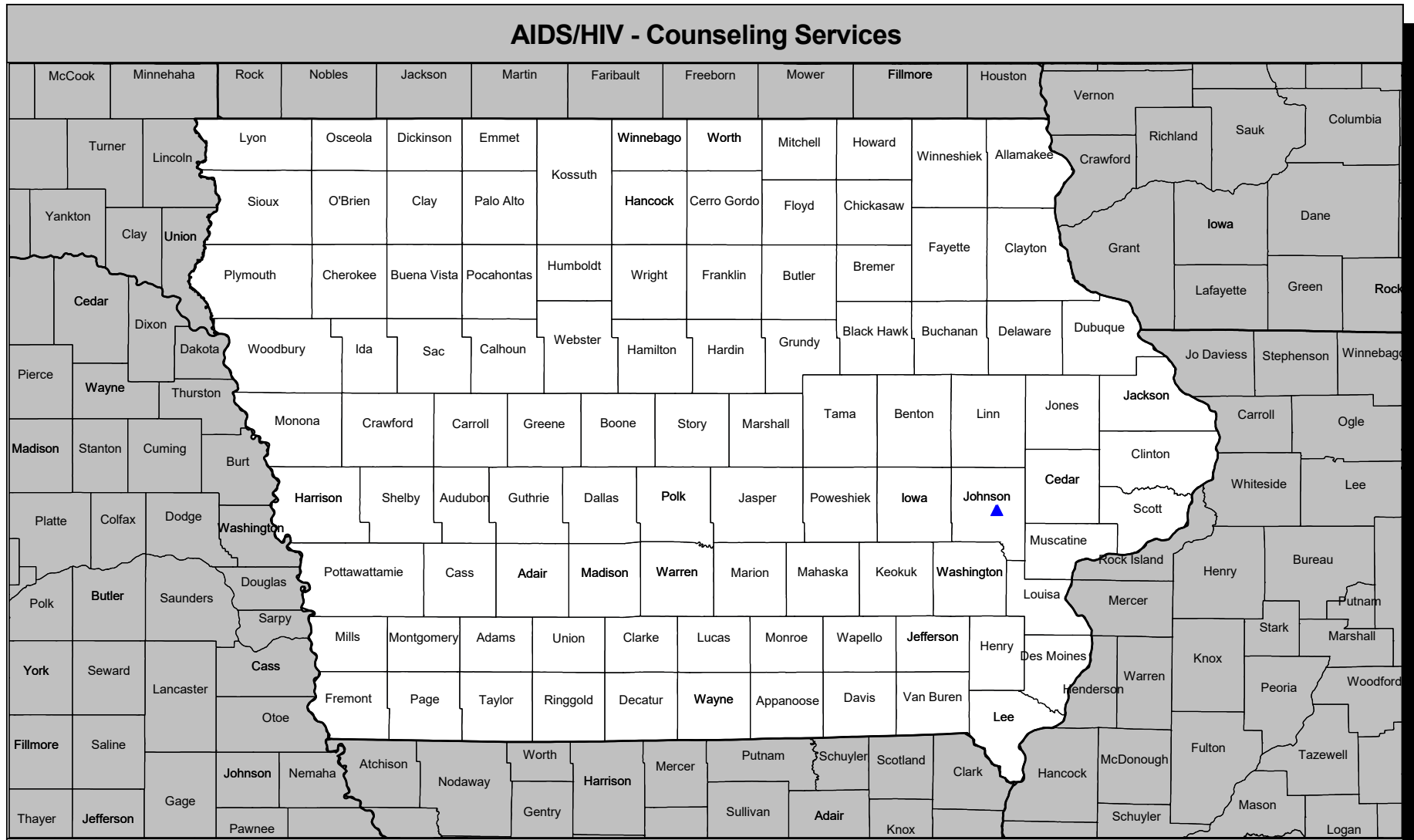
Access standard: 30 minutes or 30 miles

Long - Term Care Services - AIDS/HIV: Counseling Services - AIDS/HIV Urban Members - < 100% Standard



- Single Provider locations (0)
- ▲ Multiple Provider locations (2)

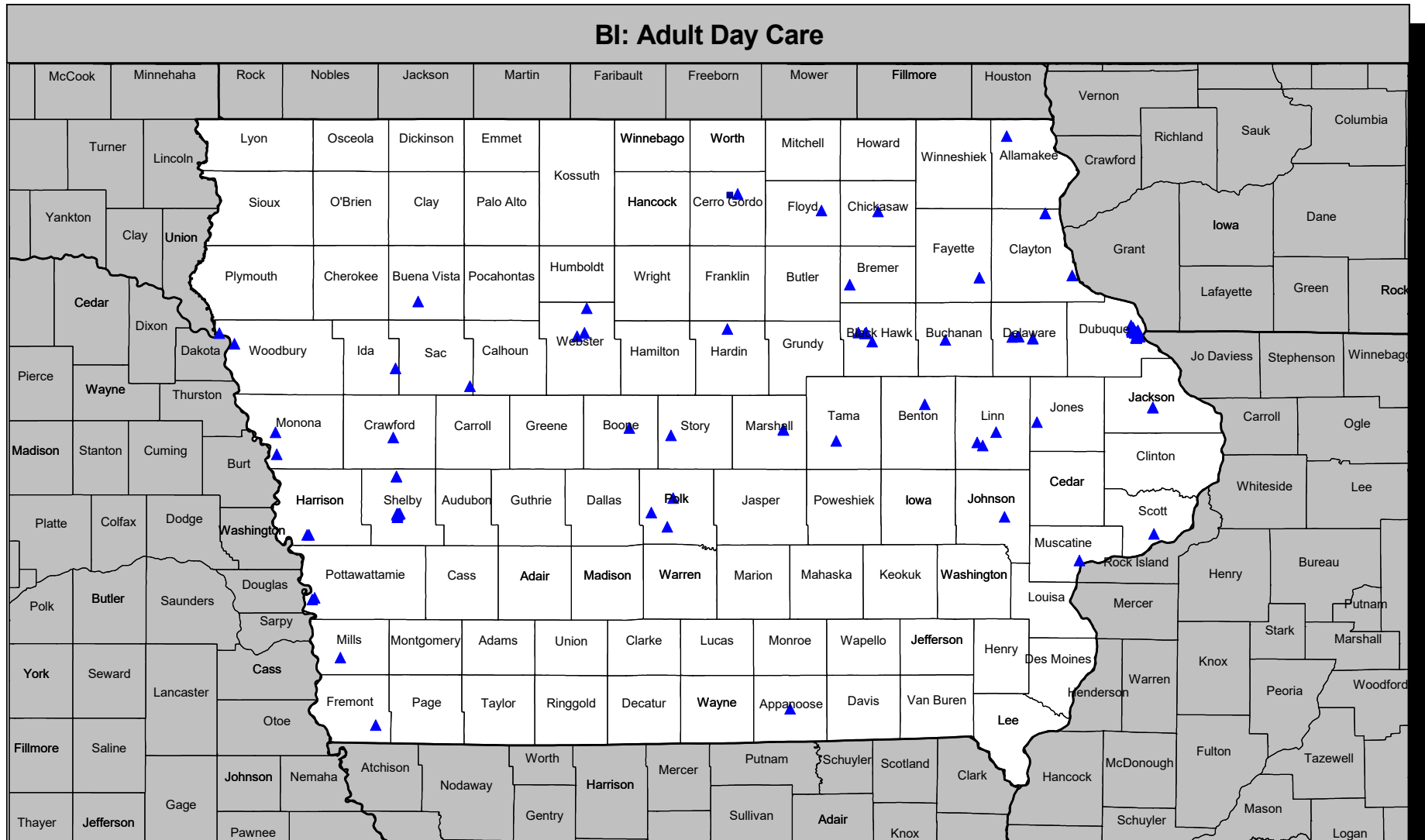
Long - Term Care Services - AIDS/HIV: Counseling Servies - AIDS/HIV Rural Members - < 100% Standard



1 Provider at 2 locations

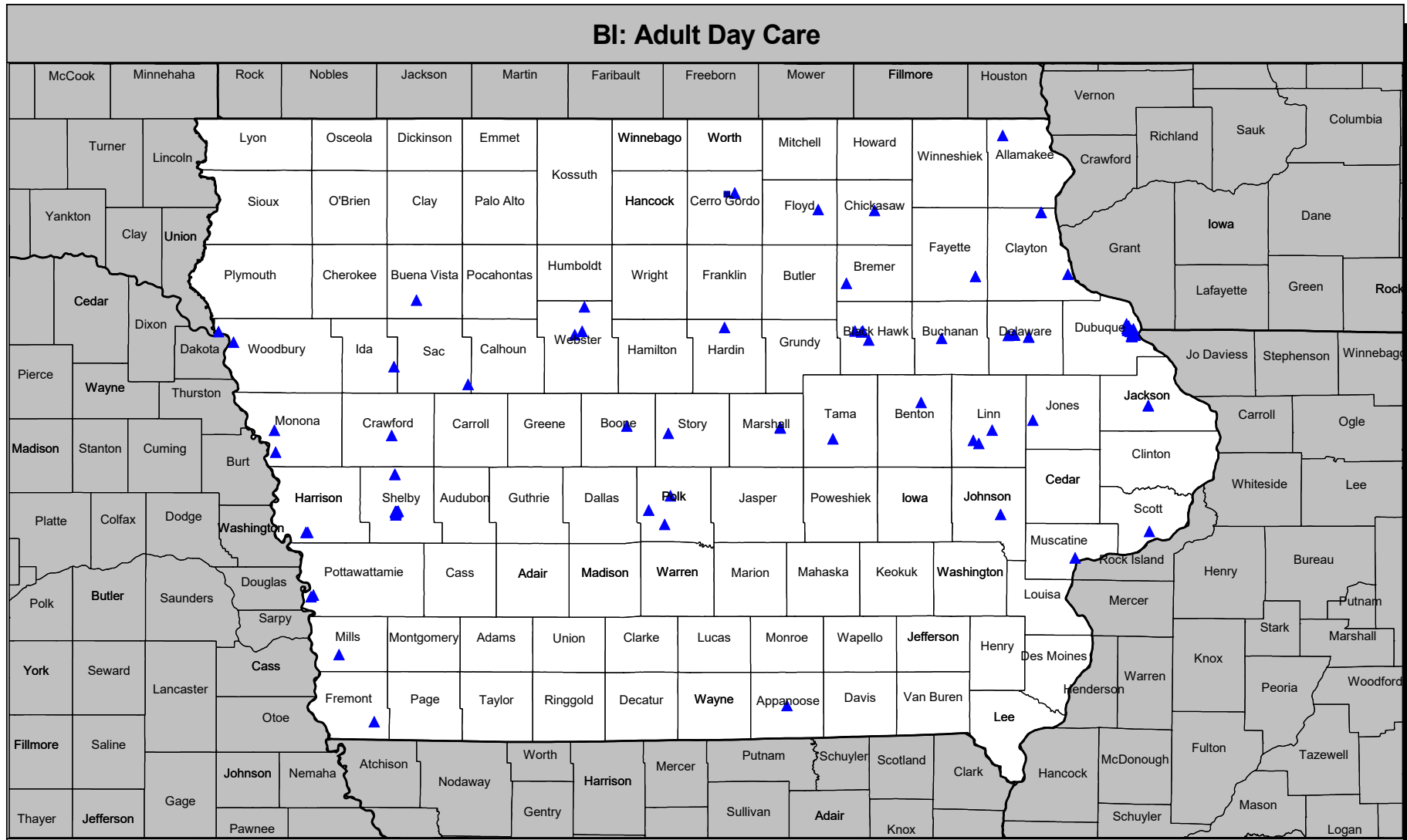
- Single Provider locations (0)
- ▲ Multiple Provider locations (2)

Long - Term Care Services - BI: Adult Day Care - BI Urban Members - < 100% Standard

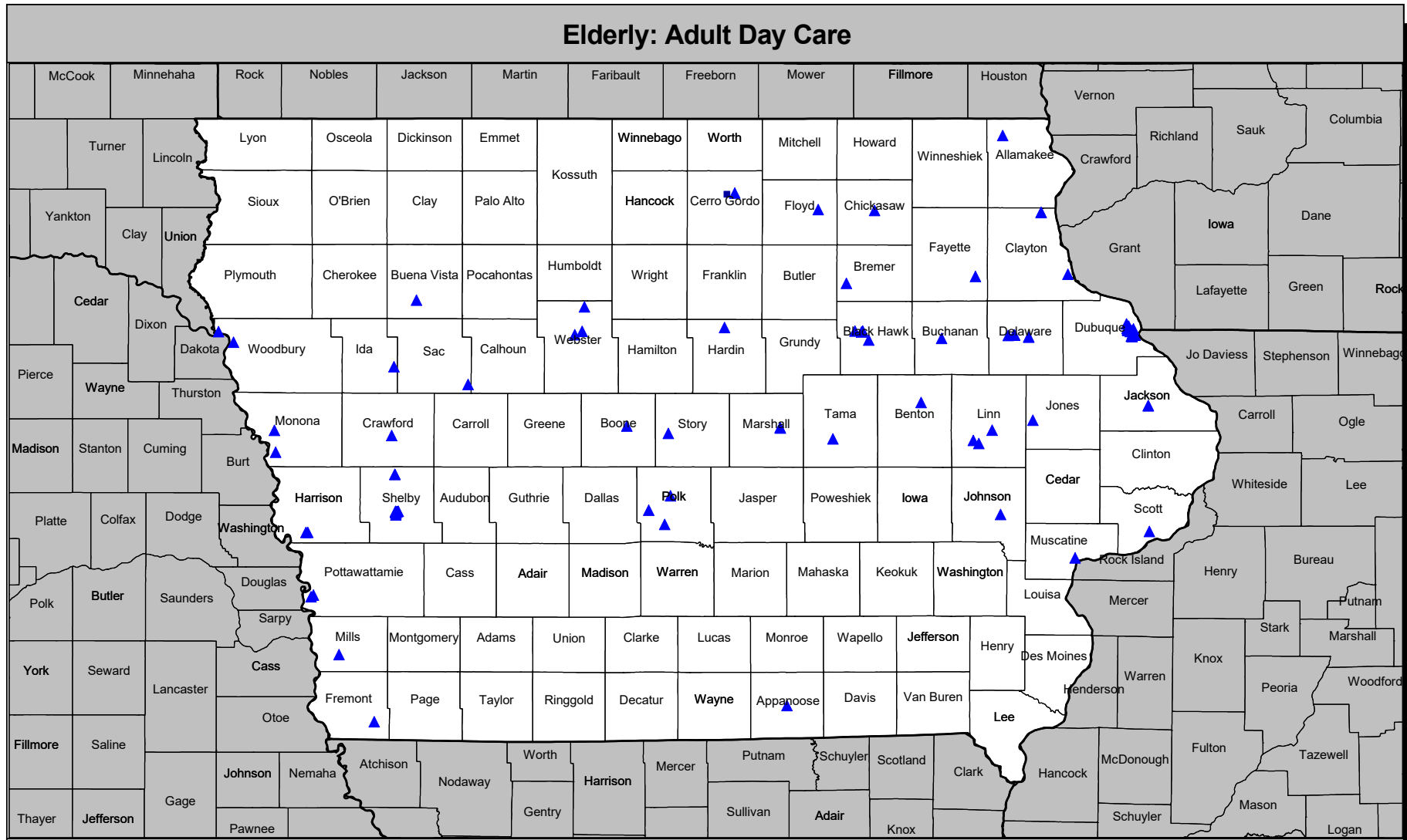


- Single Provider locations (1)
- ▲ Multiple Provider locations (80)

Long - Term Care Services - BI: Adult Day Care - BI Rural Members - < 100% Standard



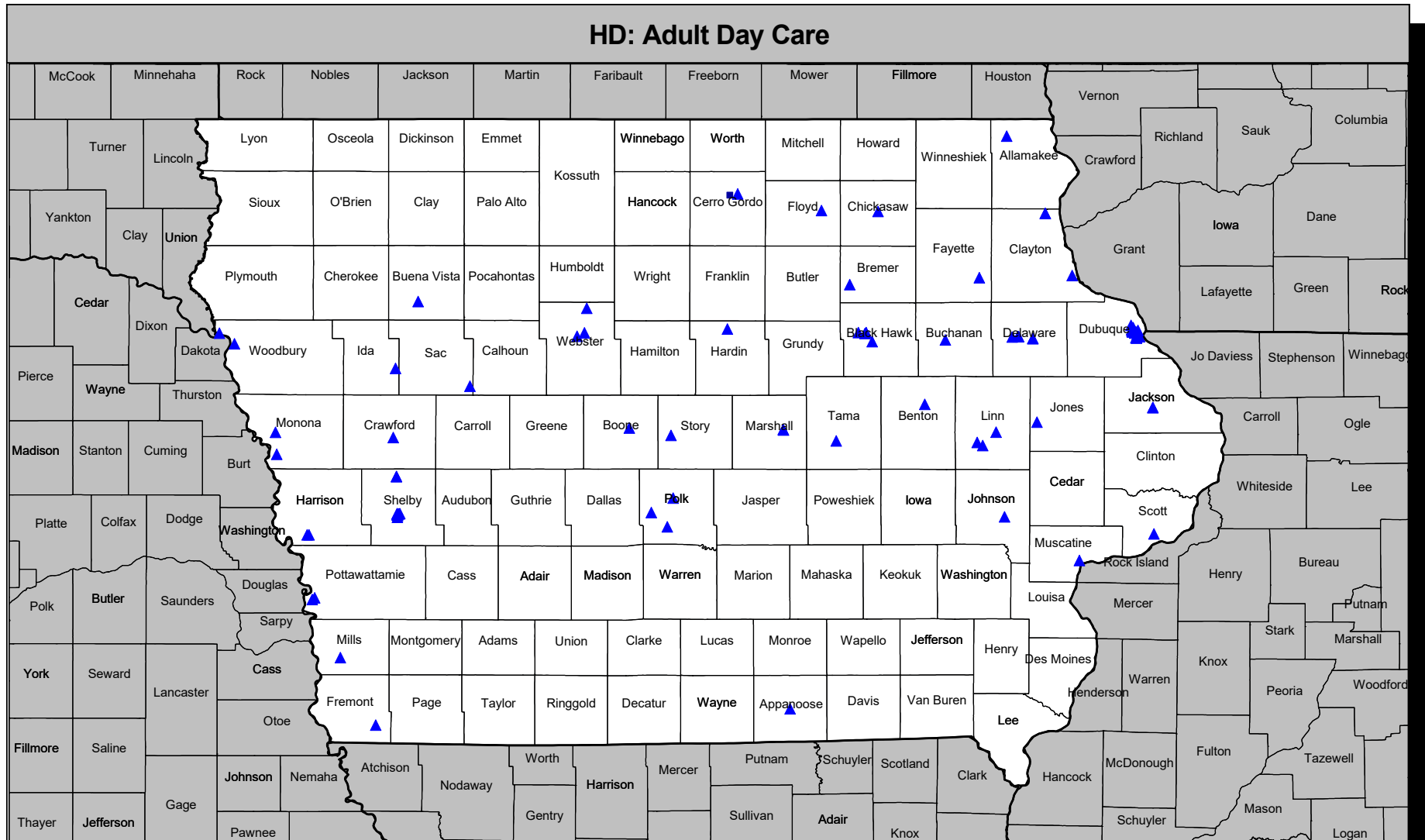
Long - Term Care Services - Elderly: Adult Day Care - Elderly Rural Members - < 100% Standard



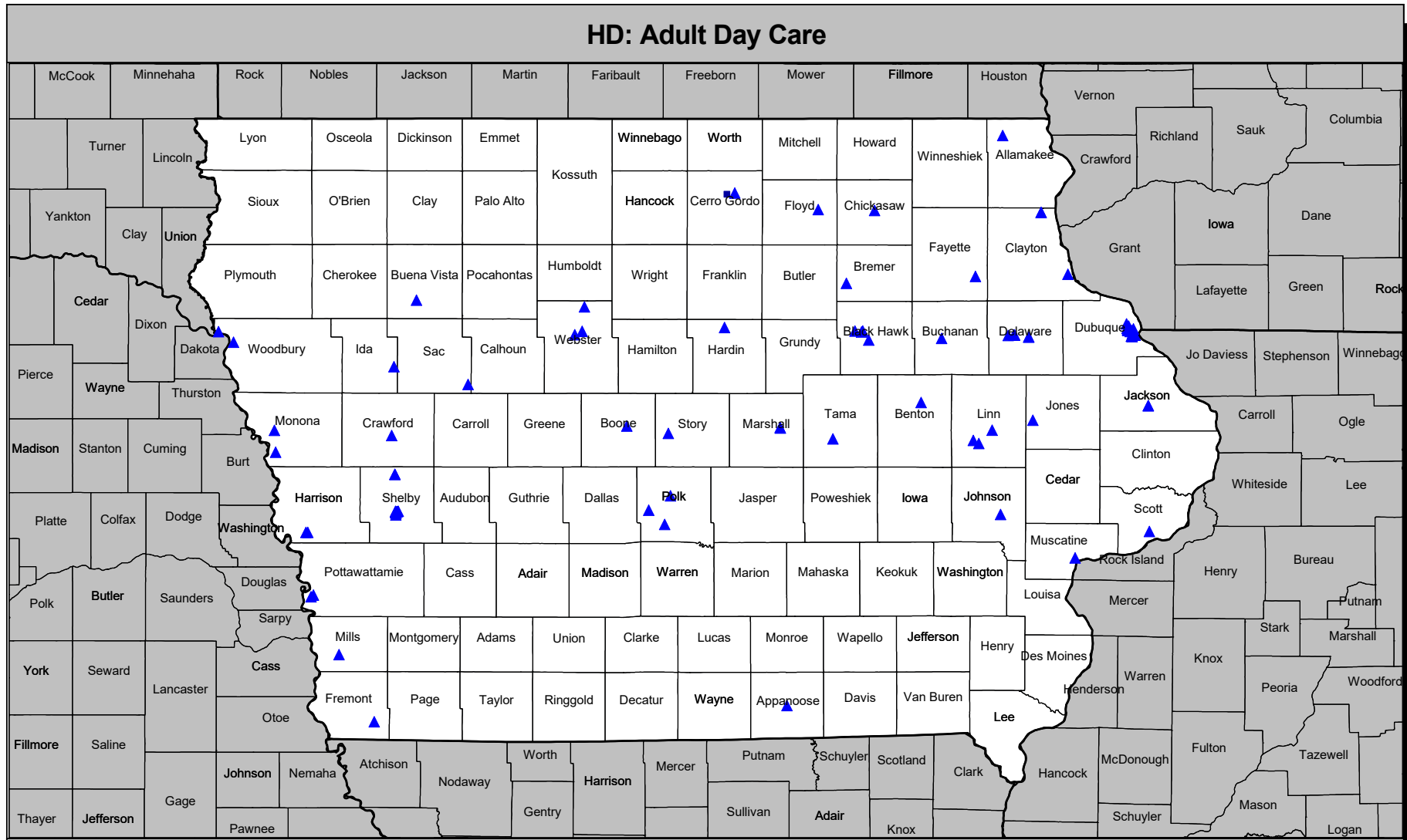
22 Providers at 81 locations

- Single Provider locations (1)
- ▲ Multiple Provider locations (80)

Long - Term Care Services - HD: Adult Day Care - HD Urban Members - < 100% Standard



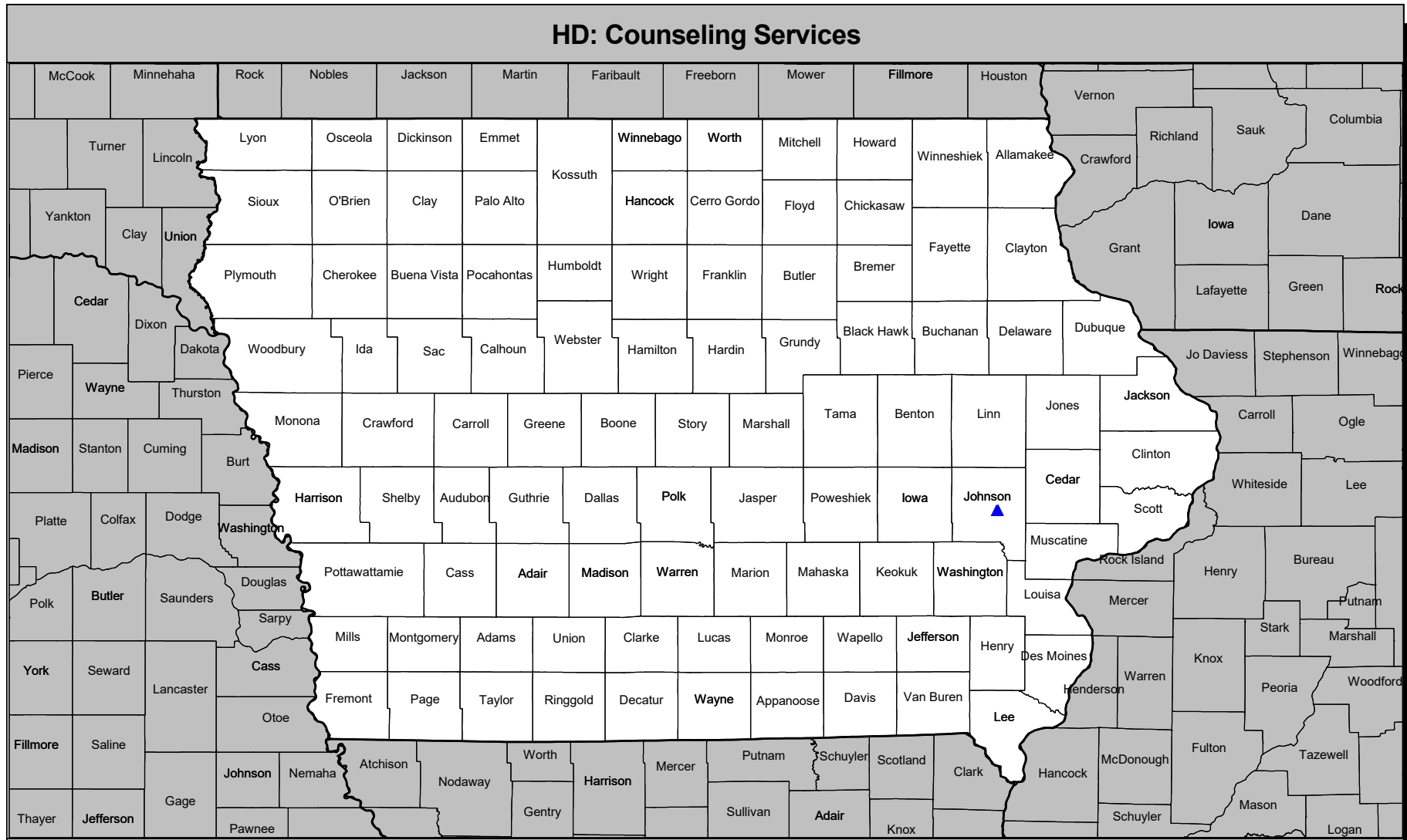
Long - Term Care Services - HD: Adult Day Care - HD Rural Members - < 100% Standard



22 Providers at 81 locations

- Single Provider locations (1)
- ▲ Multiple Provider locations (80)

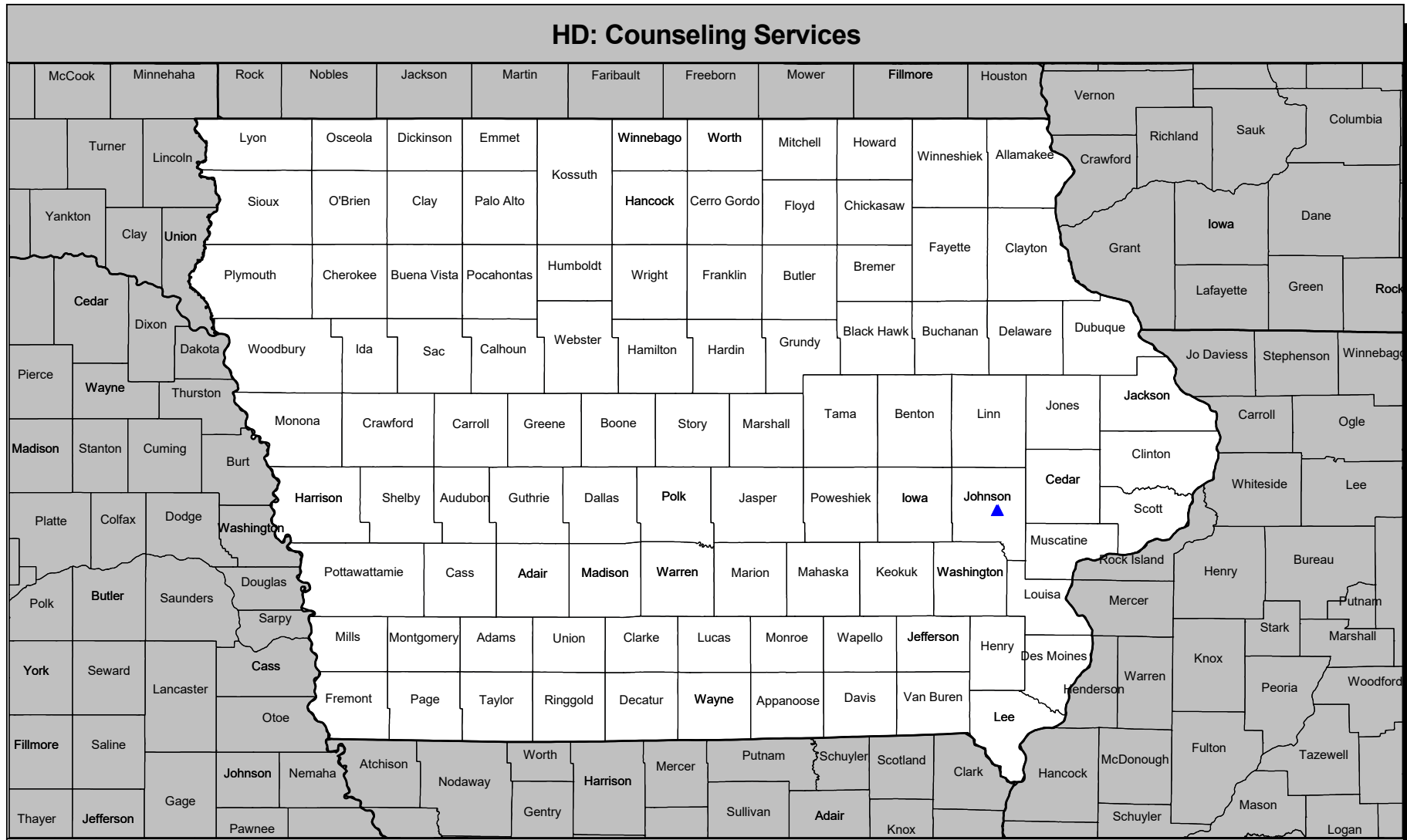
Long - Term Care Services - HD: Counseling Services - HD Urban Members - < 100% Standard



1 Provider at 2 locations

- Single Provider locations (0)
- ▲ Multiple Provider locations (2)

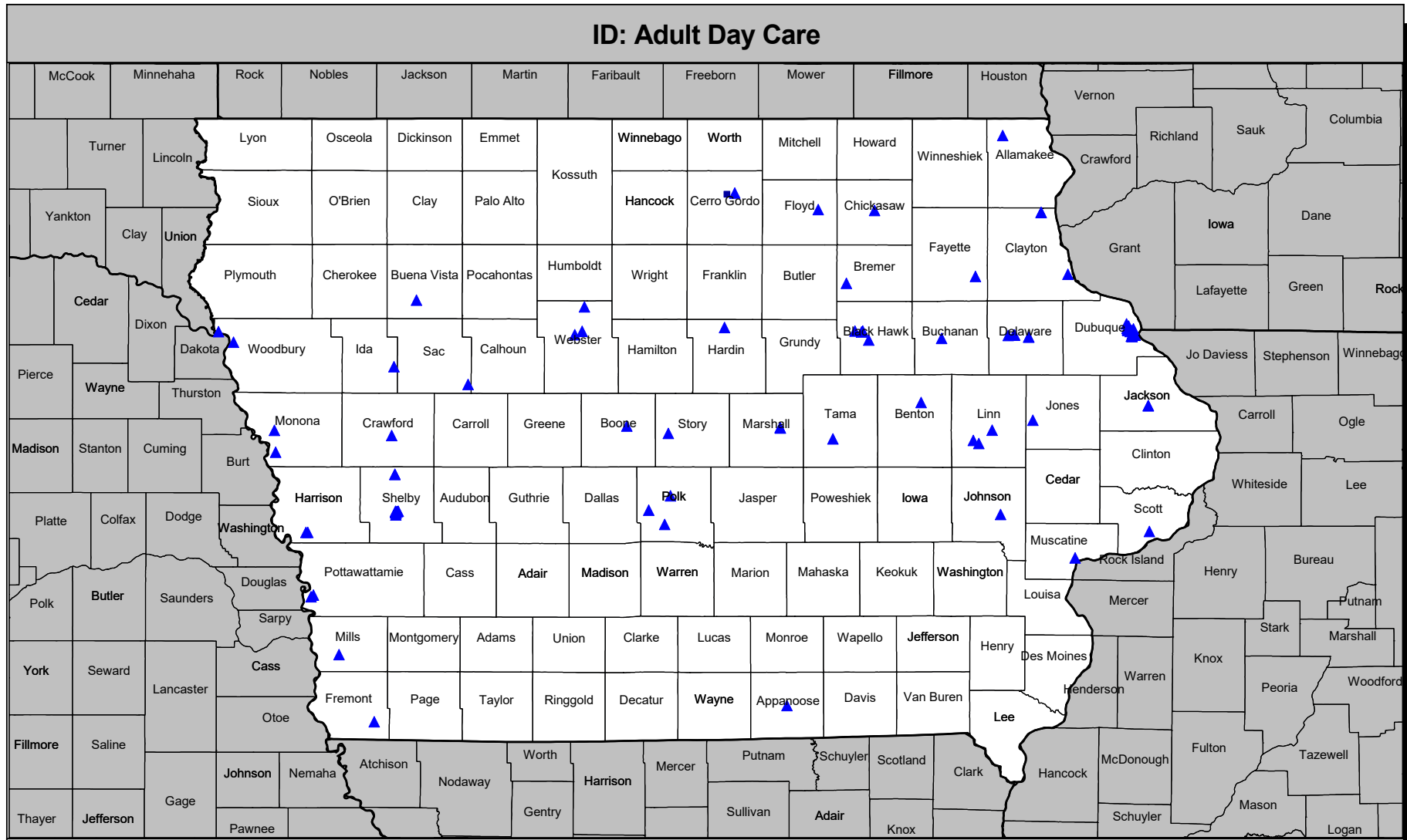
Long - Term Care Services - HD: Counseling Servies - HD Rural Members - < 100% Standard



1 Provider at 2 locations

- Single Provider locations (0)
- ▲ Multiple Provider locations (2)

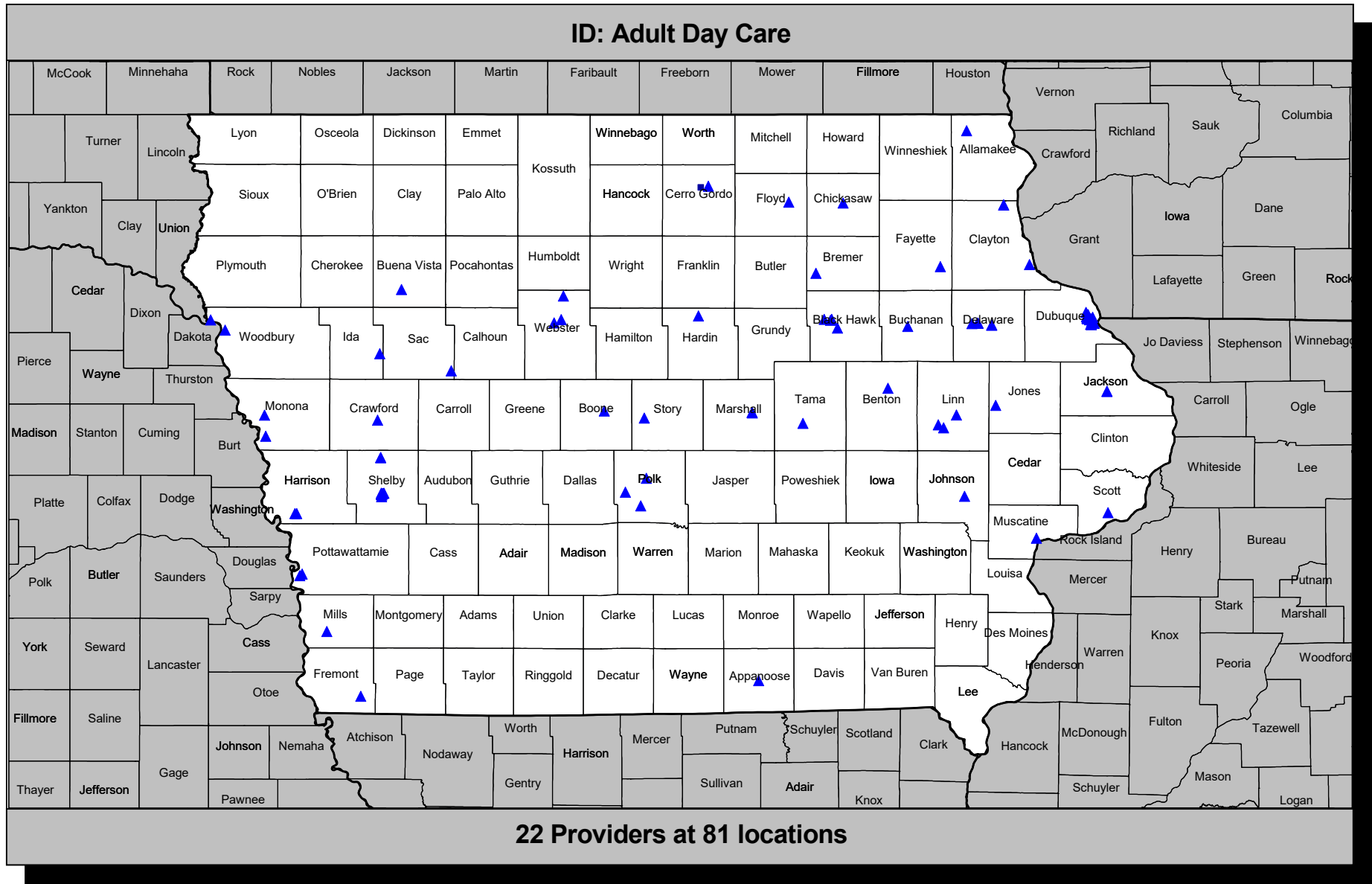
Long - Term Care Services - ID: Adult Day Care - ID Urban Members - < 100% Standard



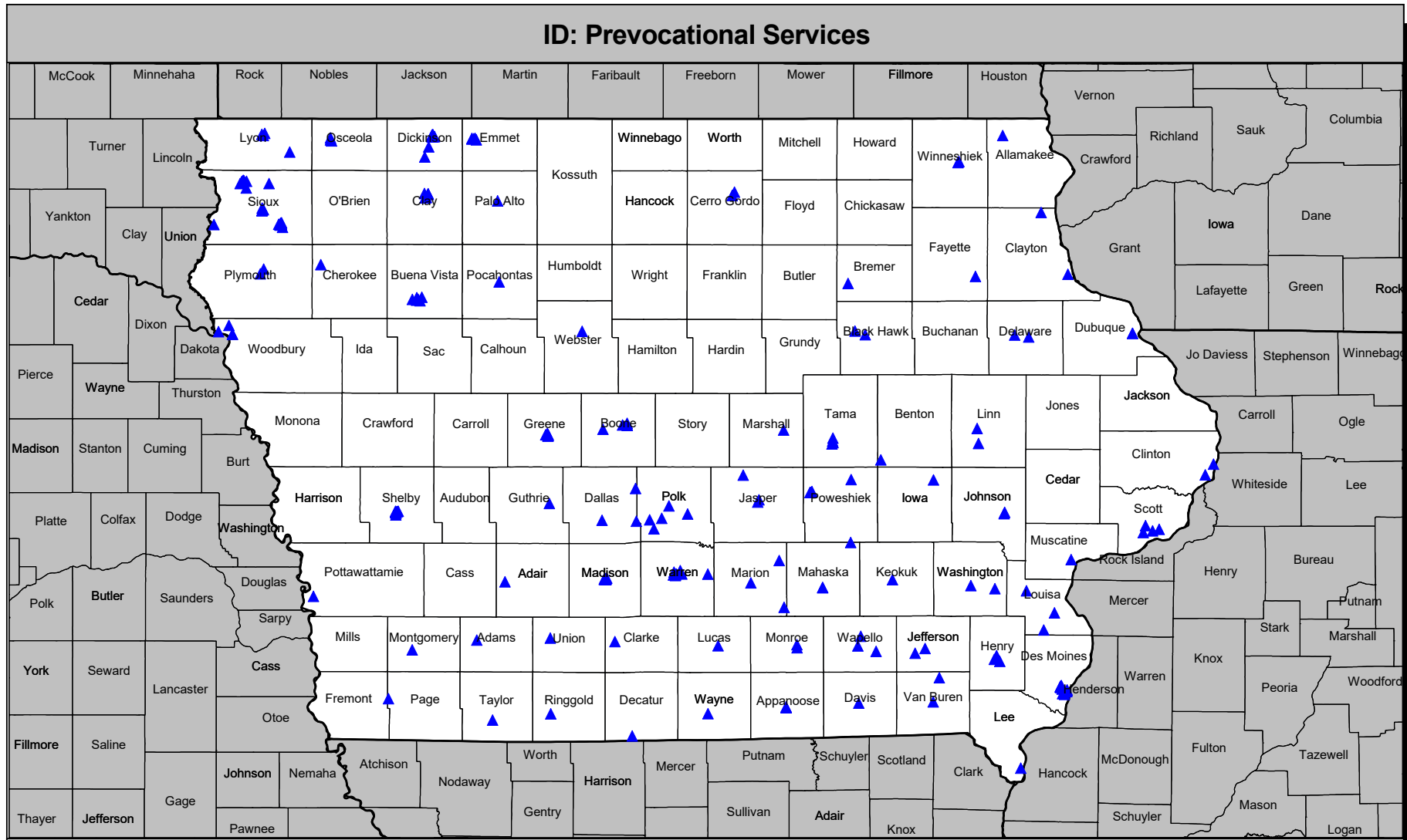
22 Providers at 81 locations

- Single Provider locations (1)
- ▲ Multiple Provider locations (80)

Long - Term Care Services - ID: Adult Day Care - ID Rural Members - < 100% Standard



Long - Term Care Services - ID: Prevocational Services - ID Urban Members - < 100% Standard



- Single Provider locations (0)
- ▲ Multiple Provider locations (220)