

AMERIGROUP Iowa, Inc.

Managed Care Network Geographic Access Reports

Reporting Period: SF2021 Q2; Date Prepared: 01/12/2021

Table of Contents

Table 1 - Primary Care Provider	1
Table 2 - Specialty Care	2
Specialty Care - Neonatology - Pediatric - Non-Dual Child Members(Under 1) - Less than 100% Standard	3
Table 3 - Behavioral Health	4
Table 4 - Hospital	5
Table 5 - Other Services	6
Other Services - Lab and X-ray Services - Iowa Members - Less than 100% Standard	7
Table 6 - Long- Term Care Services Section	8
Long - Term Care Services - AIDS/HIV: Counseling Services - AIDS/HIV Urban Members - < 100%Standard	9
Long - Term Care Services - AIDS/HIV: Counseling Servies - AIDS/HIV Rural Members - < 100%Standard	10
Long - Term Care Services - BI: Adult Day Care - BI Urban Members - < 100% Standard	11
Long - Term Care Services - BI: Adult Day Care - BI Rural Members - < 100% Standard	12
Long - Term Care Services - Elderly: Adult Day Care - Elderly Urban Members - < 100% Standard	13
Long - Term Care Services - Elderly: Adult Day Care - Elderly Rural Members - < 100% Standard	14
Long - Term Care Services - HD: Adult Day Care - HD Urban Members - < 100% Standard	15
Long - Term Care Services - HD: Adult Day Care - HD Rural Members - < 100% Standard	16
Long - Term Care Services - HD: Counseling Services - HD Urban Members - < 100% Standard	17
Long - Term Care Services - HD: Counseling Servies - HD Rural Members - < 100% Standard	18
Long - Term Care Services - ID: Adult Day Care - ID Urban Members - < 100% Standard	19
Long - Term Care Services - ID: Adult Day Care - ID Rural Members - < 100% Standard	20
Long - Term Care Services - ID: Prevocational Services - ID Urban Members - < 100% Standard	21

Table 1 - Primary Care Provider (PCP) Section

Table displays the percentage of members within the contract standards for Adult [all adults 19 years or older] and Pediatric [all children with age 0 to 18] PCP Providers and whether or not the contract standard was met (Y/N). The contract standard is to have access within 30 minutes or 30 miles from their personal residence for 100% of population. Percentages marked in red did not meet contract standards.

Provider Type	Time/Distance Standard	Provider Count	Members with Access	Percentage with Access	Standard Met (Y/N)	Ave Distance (Mies)
Adult - PCP	30 minutes or 30 miles	6,641	210,795	100.0%	Y	1.5
Pediatric - PCP	30 minutes or 30 miles	6,677	203,169	100.0%	Y	1.6

Table 2 - Specialty Care Section

Table displays the percentage of members within the contract standards for Specialty Care Adult [all adults 19 years or older] and Pediatric [all children with age 0 to 18] , OB/GYN [all females with age 12 or older], and Neonatology [all newborns with age less than 1] providers and whether or not the contract standard was met (Y/N). The contract standard is to have access within 60 minutes or 60 miles for 75% of population, and 90 minutes or 90 miles for 100% of population from their personal residence. Percentages marked in red did not meet contract standards.

Provider Type	Time/Distance Standard	Provider Count	Members with Access	Percentage with Access	Standard Met (Y/N)	Ave Distance (Mies)
Allergy - Adult	60 minutes or 60 miles	80	169,924	98.8%	Y	13.7
Allergy - Adult	90 minutes or 90 miles	80	172,019	100.0%	Y	13.7
Cardiology - Adult	60 minutes or 60 miles	545	172,019	100.0%	Y	5.2
Cardiology - Adult	90 minutes or 90 miles	545	172,019	100.0%	Y	5.2
Dermatology - Adult	60 minutes or 60 miles	152	171,438	99.7%	Y	11.8
Dermatology - Adult	90 minutes or 90 miles	152	172,019	100.0%	Y	11.8
Endocrinology - Adult	60 minutes or 60 miles	131	159,667	92.8%	Y	18.7
Endocrinology - Adult	90 minutes or 90 miles	131	172,011	100.0%	Y	18.7
Gastroenterology - Adult	60 minutes or 60 miles	296	170,462	99.1%	Y	13.7
Gastroenterology - Adult	90 minutes or 90 miles	296	172,019	100.0%	Y	13.7
General Surgery - Adult	60 minutes or 60 miles	593	172,019	100.0%	Y	4.0
General Surgery - Adult	90 minutes or 90 miles	593	172,019	100.0%	Y	4.0
Nephrology - Adult	60 minutes or 60 miles	358	172,019	100.0%	Y	7.4
Nephrology - Adult	90 minutes or 90 miles	358	172,019	100.0%	Y	7.4
Neurology - Adult	60 minutes or 60 miles	417	171,996	100.0%	Y	8.8
Neurology - Adult	90 minutes or 90 miles	417	172,019	100.0%	Y	8.8
Neurosurgery - Adult	60 minutes or 60 miles	120	157,124	91.3%	Y	20.3
Neurosurgery - Adult	90 minutes or 90 miles	120	171,984	100.0%	Y	20.3
OB/GYN - Adult	60 minutes or 60 miles	399	137,341	100.0%	Y	5.6

Provider Type	Time/Distance Standard	Provider Count	Members with Access	Percentage with Access	Standard Met (Y/N)	Ave Distance (Mies)
OB/GYN - Adult	90 minutes or 90 miles	399	137,341	100.0%	Y	5.6
Occupational Therapy - Adult	60 minutes or 60 miles	489	172,019	100.0%	Y	3.5
Occupational Therapy - Adult	90 minutes or 90 miles	489	172,019	100.0%	Y	3.5
Oncology/Hematology - Adult	60 minutes or 60 miles	418	172,019	100.0%	Y	7.0
Oncology/Hematology - Adult	90 minutes or 90 miles	418	172,019	100.0%	Y	7.0
Ophthalmology - Adult	60 minutes or 60 miles	262	172,019	100.0%	Y	6.4
Ophthalmology - Adult	90 minutes or 90 miles	262	172,019	100.0%	Y	6.4
Orthopedics - Adult	60 minutes or 60 miles	574	172,019	100.0%	Y	4.4
Orthopedics - Adult	90 minutes or 90 miles	574	172,019	100.0%	Y	4.4
Otolaryngology (ENT) - Adult	60 minutes or 60 miles	221	172,019	100.0%	Y	6.0
Otolaryngology (ENT) - Adult	90 minutes or 90 miles	221	172,019	100.0%	Y	6.0
Pathology - Adult	60 minutes or 60 miles	299	172,019	100.0%	Y	10.3
Pathology - Adult	90 minutes or 90 miles	299	172,019	100.0%	Y	10.3
Physical Therapy- Adult	60 minutes or 60 miles	1,682	172,019	100.0%	Y	2.5
Physical Therapy- Adult	90 minutes or 90 miles	1,682	172,019	100.0%	Y	2.5
Psychiatry- Adult	60 minutes or 60 miles	765	172,019	100.0%	Y	4.1
Psychiatry- Adult	90 minutes or 90 miles	765	172,019	100.0%	Y	4.1
Pulmonology - Adult	60 minutes or 60 miles	299	171,769	99.9%	Y	9.3
Pulmonology - Adult	90 minutes or 90 miles	299	172,019	100.0%	Y	9.3
Radiology - Adult	60 minutes or 60 miles	1,106	172,019	100.0%	Y	5.1
Radiology - Adult	90 minutes or 90 miles	1,106	172,019	100.0%	Y	5.1
Reconstructive Surgery - Adult	60 minutes or 60 miles	67	169,908	98.8%	Y	15.6

Provider Type	Time/Distance Standard	Provider Count	Members with Access	Percentage with Access	Standard Met (Y/N)	Ave Distance (Mies)
Reconstructive Surgery - Adult	90 minutes or 90 miles	67	172,019	100.0%	Y	15.6
Rheumatology - Adult	60 minutes or 60 miles	81	171,878	99.9%	Y	14.5
Rheumatology - Adult	90 minutes or 90 miles	81	172,019	100.0%	Y	14.5
Speech Therapy - Adult	60 minutes or 60 miles	258	170,151	98.9%	Y	11.0
Speech Therapy - Adult	90 minutes or 90 miles	258	172,019	100.0%	Y	11.0
Urology - Adult	60 minutes or 60 miles	184	172,019	100.0%	Y	6.7
Urology - Adult	90 minutes or 90 miles	184	172,019	100.0%	Y	6.7
Allergy - Pediatric	60 minutes or 60 miles	81	201,276	99.1%	Y	14.5
Allergy - Pediatric	90 minutes or 90 miles	81	203,166	100.0%	Y	14.5
Cardiology - Pediatric	60 minutes or 60 miles	549	203,166	100.0%	Y	5.6
Cardiology - Pediatric	90 minutes or 90 miles	549	203,166	100.0%	Y	5.6
Dermatology - Pediatric	60 minutes or 60 miles	152	202,415	99.6%	Y	12.4
Dermatology - Pediatric	90 minutes or 90 miles	152	203,166	100.0%	Y	12.4
Endocrinology - Pediatric	60 minutes or 60 miles	131	189,235	93.1%	Y	19.5
Endocrinology - Pediatric	90 minutes or 90 miles	131	203,148	100.0%	Y	19.5
Gastroenterology - Pediatric	60 minutes or 60 miles	296	201,261	99.1%	Y	14.7
Gastroenterology - Pediatric	90 minutes or 90 miles	296	203,166	100.0%	Y	14.7
General Surgery - Pediatric	60 minutes or 60 miles	593	203,166	100.0%	Y	4.4
General Surgery - Pediatric	90 minutes or 90 miles	593	203,166	100.0%	Y	4.4
Neonatology - Pediatric	60 minutes or 60 miles	253	7,086	82.8%	Y	24.7
Neonatology - Pediatric	90 minutes or 90 miles	253	8,430	98.5%	N	24.7
Nephrology - Pediatric	60 minutes or 60 miles	204	203,166	100.0%	Y	9.3
Nephrology - Pediatric	90 minutes or 90 miles	204	203,166	100.0%	Y	9.3

Provider Type	Time/Distance Standard	Provider Count	Members with Access	Percentage with Access	Standard Met (Y/N)	Ave Distance (Mies)
Neurology - Pediatric	60 minutes or 60 miles	567	203,148	100.0%	Y	8.7
Neurology - Pediatric	90 minutes or 90 miles	567	203,166	100.0%	Y	8.7
Oncology/ Hematology - Pediatric	60 minutes or 60 miles	419	203,166	100.0%	Y	7.7
Oncology/ Hematology - Pediatric	90 minutes or 90 miles	419	203,166	100.0%	Y	7.7
Ophthalmology - Pediatric	60 minutes or 60 miles	262	203,166	100.0%	Y	7.0
Ophthalmology - Pediatric	90 minutes or 90 miles	262	203,166	100.0%	Y	7.0
Orthopedics - Pediatric	60 minutes or 60 miles	575	203,166	100.0%	Y	4.8
Orthopedics - Pediatric	90 minutes or 90 miles	575	203,166	100.0%	Y	4.8
Otolaryngology (ENT) - Pediatric	60 minutes or 60 miles	222	203,166	100.0%	Y	6.4
Otolaryngology (ENT) - Pediatric	90 minutes or 90 miles	222	203,166	100.0%	Y	6.4
Pulmonology - Pediatric	60 minutes or 60 miles	304	202,887	99.9%	Y	9.7
Pulmonology - Pediatric	90 minutes or 90 miles	304	203,166	100.0%	Y	9.7
Rheumatology - Pediatric	60 minutes or 60 miles	81	202,963	99.9%	Y	15.3
Rheumatology - Pediatric	90 minutes or 90 miles	81	203,166	100.0%	Y	15.3
Urology - Pediatric	60 minutes or 60 miles	184	203,166	100.0%	Y	7.1
Urology - Pediatric	90 minutes or 90 miles	184	203,166	100.0%	Y	7.1

Specialty Care - Neonatology - Pediatric - Non-Dual Child Members(Under 1) - Less than 100% Standard

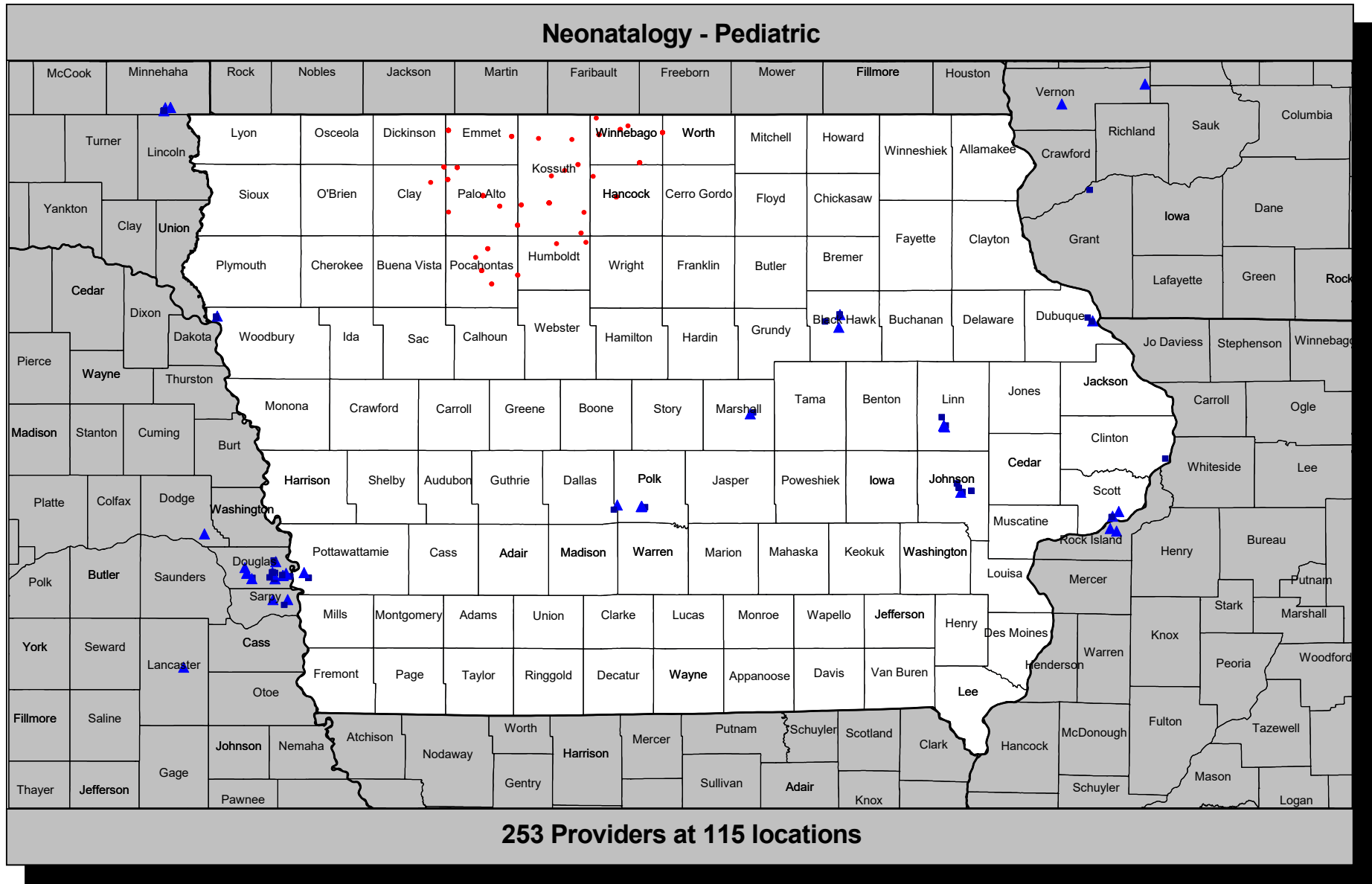


Table 3 - Behavioral Health Section

Table displays the percentage of all members [all age groups] within the contract standards for Behavioral Health providers and whether or not the contract standard was met (Y/N). The contract standard is to have access within 30 minutes or 30 miles , 60 minutes or 60 miles for Urban counties, and 90 minutes or 90 miles for Rural counties from their personal residence for 100% of population. Zip codes with population lesser than 1,000 per square mile are classified as Rural and zip codes with a population of 1,000 or higher per square mile are classified as Urban. Percentages marked in red did not meet contract standards.

Provider Type	Time/Distance Standard	Provider Count	Members with Access	Percentage with Access	Standard Met (Y/N)	Ave Distance (Mies)
Behavioral Health - Outpatient	30 minutes or 30 miles	4,043	413,964	100.0%	Y	2.1
Behavioral Health - Inpatient	60 minutes or 60 miles	48	244,259	100.0%	Y	5.7
Behavioral Health - Inpatient	90 minutes or 90 miles	48	169,705	100.0%	Y	21.6

Table 4 - Hospital Section

Table displays the percentage of all members [all age groups] within the contract standards for Hospitals and whether or not the contract standard was met (Y/N). The contract standard is to have access within 30 minutes or 30 miles from personal residence for 100% of population. Percentages in red did not meet contract standards.

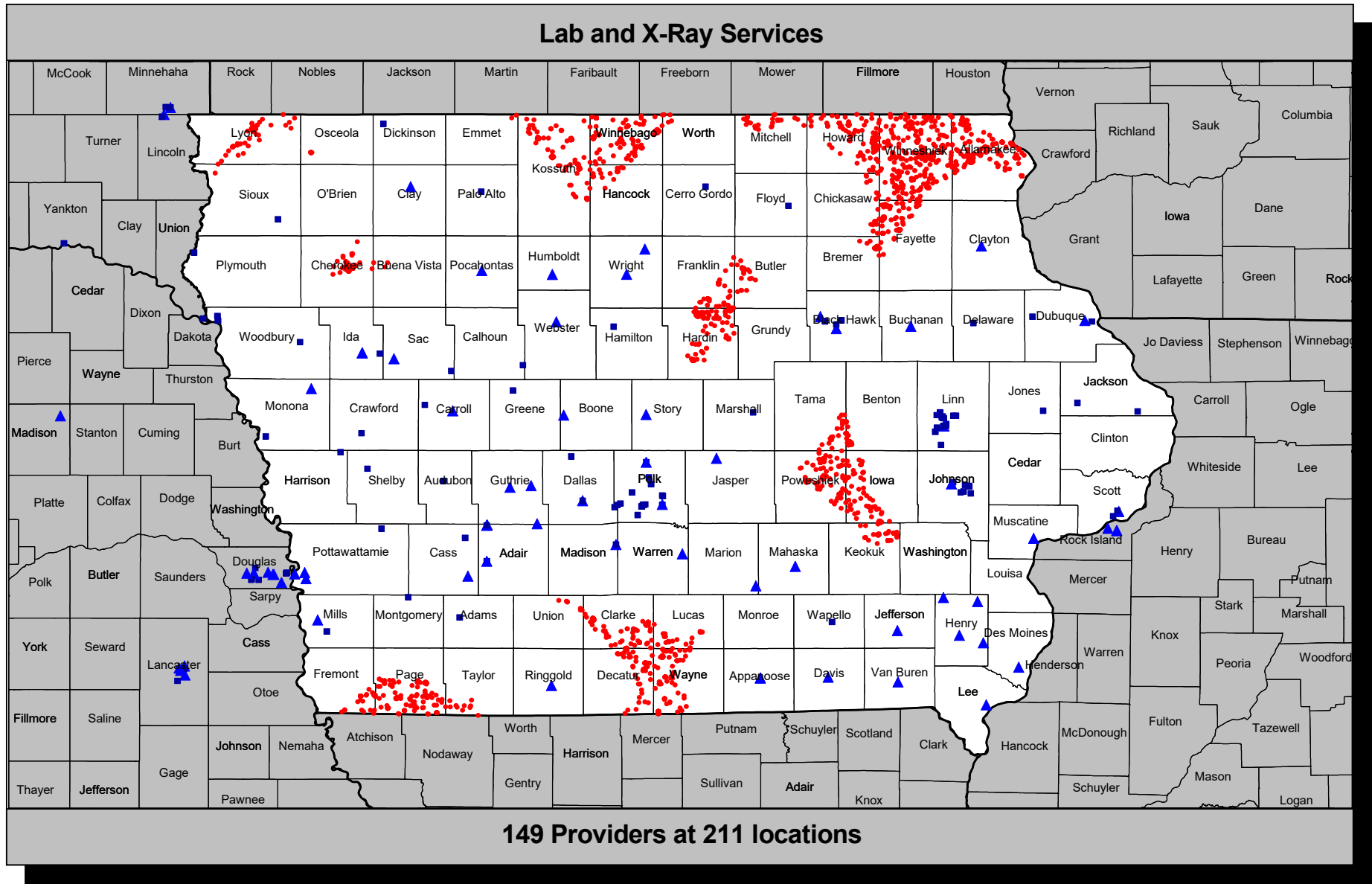
Provider Type	Time/Distance Standard	Provider Count	Members with Access	Percentage with Access	Standard Met (Y/N)	Ave Distance (Mies)
Hospital	30 minutes or 30 miles	329	413,963	100.0%	Y	4.7

Table 5 - Other Services Section

Table displays the percentage of all members [all age groups] within the contract standards for Other Services (General Optometry, Lab and X-ray services, and Pharmacies) providers and whether or not the contract standard was met (Y/N). The contract standard is to have access within 30 minutes or 30 miles from personal residence for 100% of population. Percentages in red did not meet contract standards.

Provider Type	Time/Distance Standard	Provider Count	Members with Access	Percentage with Access	Standard Met (Y/N)	Ave Distance (Mies)
General Optometry	30 minutes or 30 miles	556	413,964	100.0%	Y	3.1
Lab and X-ray Services	30 minutes or 30 miles	149	403,781	97.5%	N	7.8
Pharmacies	30 minutes or 30 miles	983	413,964	100.0%	Y	2.2

Other Services - Lab and X-ray Services - Iowa Members - Less than 100% Standard



- Members without access (6,752)
- Single Provider locations (129)
- ▲ Multiple Provider locations (82)

Table 6 - Long- Term Care Services Section

Table displays the percentage of members [Waiver members are identified based on state designation of these members to waiver services] within the contract standards for Long-Term Care Services and whether or not the contract standard was met (Y/N). The contract standard is to have access within 30 minutes or 30 miles in Urban counties, and and 60 minutes or 60 miles for Rural counties from their personal residence for 100% of population. HCBS waiver services may be performed at the member's home, the provider's office, or both. All waiver services have a 2 provider per county standard; however time distance standards only apply to services where members must travel to the provider location. Zip codes with population lesser than 1,000 per square mile are classified as Rural and zip codes with a population of 1,000 or higher per square mile are classified as Urban. Percentages marked in red did not meet contract standards.

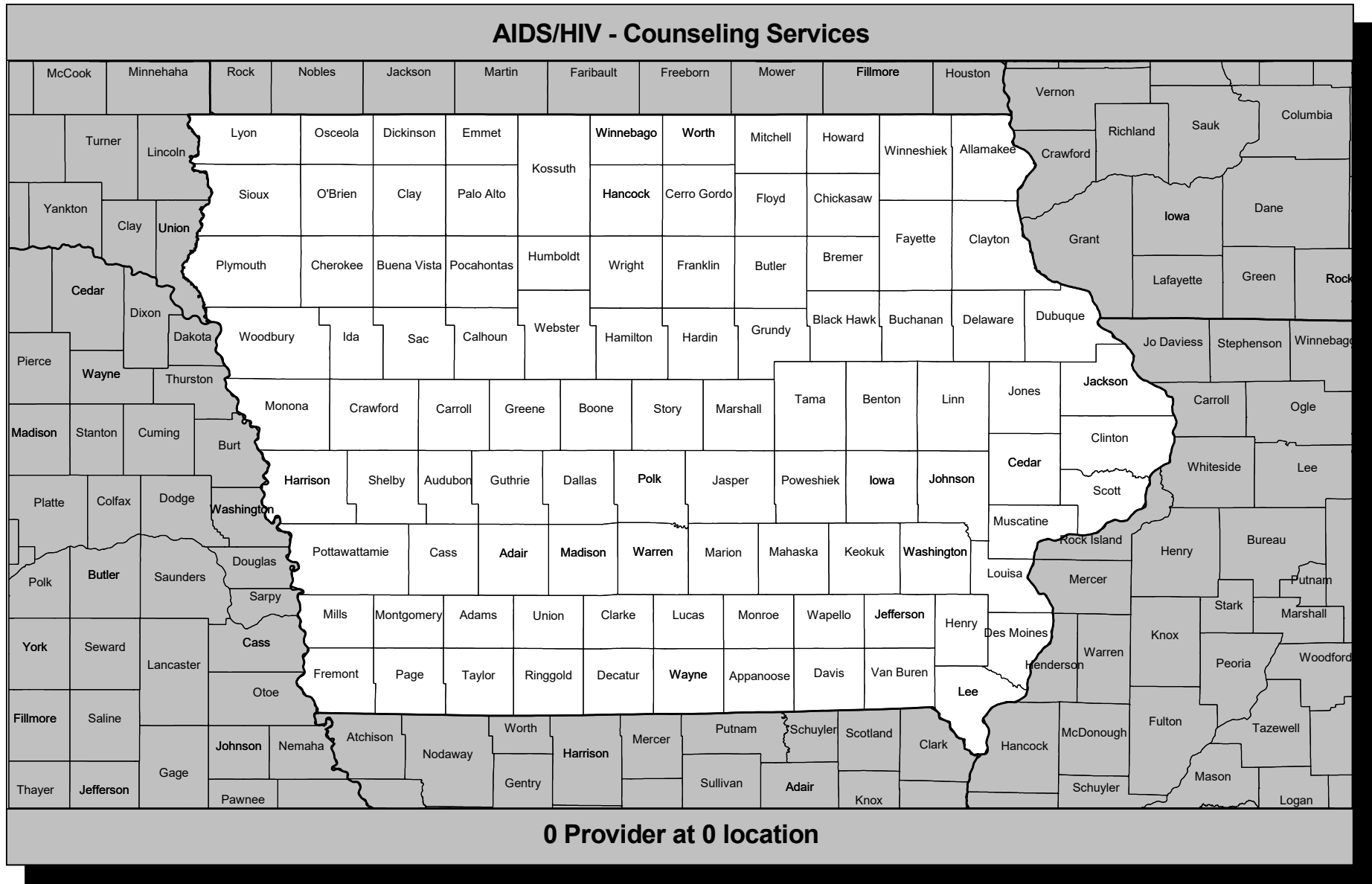
Provider Type	Time/Distance Standard	Provider Count	Members with Access	Percentage with Access	Standard Met (Y/N)	Ave Distance (Mies)
ICF/ID - Individuals with Intellectual Disabilities	30 minutes or 30 miles	226	801	100.0%	Y	1.3
ICF/ID - Individuals with Intellectual Disabilities	60 minutes or 60 miles	226	513	100.0%	Y	4.0
ICF/SNF - Skilled Nursing Care Facility	30 minutes or 30 miles	532	381	100.0%	Y	2.2
ICF/SNF - Skilled Nursing Care Facility	60 minutes or 60 miles	532	241	100.0%	Y	3.6
AIDS/HIV: Adult Day Care	30 minutes or 30 miles	22	11	100.0%	Y	3.2
AIDS/HIV: Adult Day Care	60 minutes or 60 miles	22	6	100.0%	Y	23.4
AIDS/HIV - Counseling Services	30 minutes or 30 miles	0	0	0.0%	N	
AIDS/HIV - Counseling Services	60 minutes or 60 miles	0	0	0.0%	N	
AIDS/HIV: Respite	30 minutes or 30 miles	113	11	100.0%	Y	1.6
AIDS/HIV: Respite	60 minutes or 60 miles	113	6	100.0%	Y	1.8
BI: Adult Day Care	30 minutes or 30 miles	22	386	99.2%	N	6.0
BI: Adult Day Care	60 minutes or 60 miles	22	273	95.5%	N	24.6
BI: Prevocational Services	30 minutes or 30 miles	35	389	100.0%	Y	5.8

Provider Type	Time/Distance Standard	Provider Count	Members with Access	Percentage with Access	Standard Met (Y/N)	Ave Distance (Mies)
BI: Prevocational Services	60 minutes or 60 miles	35	286	100.0%	Y	10.5
BI: Supported Employment	30 minutes or 30 miles	88	389	100.0%	Y	3.5
BI: Supported Employment	60 minutes or 60 miles	88	286	100.0%	Y	5.7
BI: IMMT	30 minutes or 30 miles	19	389	100.0%	Y	6.2
BI: IMMT	60 minutes or 60 miles	19	286	100.0%	Y	9.4
BI - Respite	30 minutes or 30 miles	113	389	100.0%	Y	2.9
BI - Respite	60 minutes or 60 miles	113	286	100.0%	Y	5.1
BI - Transportation	30 minutes or 30 miles	23	389	100.0%	Y	3.0
BI - Transportation	60 minutes or 60 miles	23	286	100.0%	Y	6.3
CMH: Respite	30 minutes or 30 miles	113	339	100.0%	Y	3.4
CMH: Respite	60 minutes or 60 miles	113	248	100.0%	Y	5.1
Elderly: Adult Day Care	30 minutes or 30 miles	22	2,250	98.2%	N	6.0
Elderly: Adult Day Care	60 minutes or 60 miles	22	1,760	96.0%	N	24.2
Elderly - Respite	30 minutes or 30 miles	113	2,292	100.0%	Y	2.9
Elderly - Respite	60 minutes or 60 miles	113	1,833	100.0%	Y	4.2
Elderly - Transportation	30 minutes or 30 miles	23	2,292	100.0%	Y	2.5
Elderly - Transportation	60 minutes or 60 miles	23	1,833	100.0%	Y	5.9
HD: Adult Day Care	30 minutes or 30 miles	22	606	98.9%	N	6.4
HD: Adult Day Care	60 minutes or 60 miles	22	418	97.2%	N	24.3
HD: Counseling Services	30 minutes or 30 miles	0	0	0.0%	N	
HD: Counseling Services	60 minutes or 60 miles	0	0	0.0%	N	
HD - IMMT	30 minutes or 30 miles	19	613	100.0%	Y	6.2
HD - IMMT	60 minutes or 60 miles	19	430	100.0%	Y	8.7

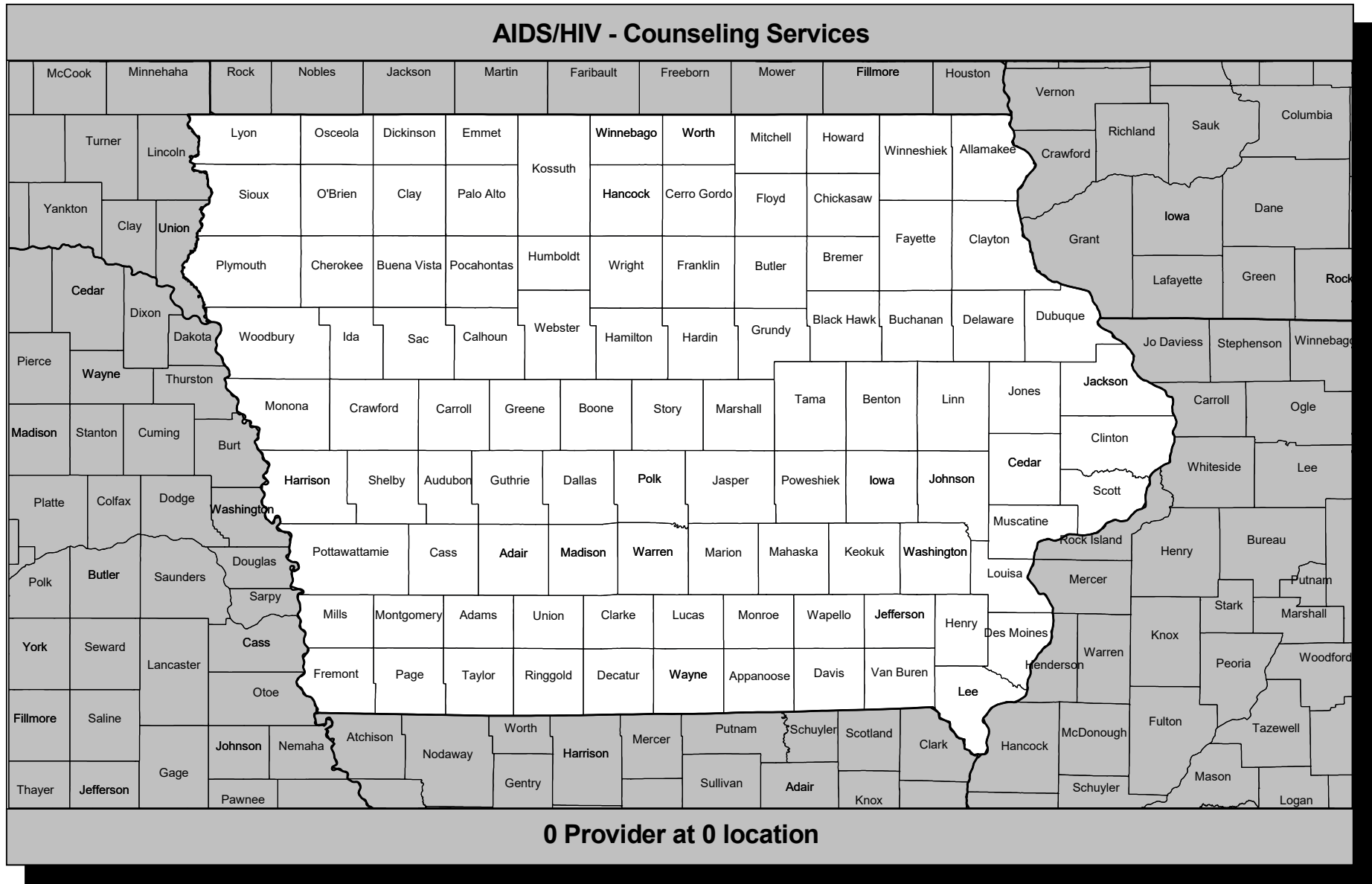
Provider Type	Time/Distance Standard	Provider Count	Members with Access	Percentage with Access	Standard Met (Y/N)	Ave Distance (Mies)
HD - Respite	30 minutes or 30 miles	113	613	100.0%	Y	3.2
HD - Respite	60 minutes or 60 miles	113	430	100.0%	Y	4.9
ID: Adult Day Care	30 minutes or 30 miles	22	3,205	98.4%	N	6.0
ID: Adult Day Care	60 minutes or 60 miles	22	2,595	96.6%	N	22.0
ID: Day Habilitation	30 minutes or 30 miles	125	3,256	100.0%	Y	2.5
ID: Day Habilitation	60 minutes or 60 miles	125	2,685	100.0%	Y	4.0
ID: Prevocational Services	30 minutes or 30 miles	35	3,242	99.6%	N	5.0
ID: Prevocational Services	60 minutes or 60 miles	35	2,685	100.0%	Y	10.8
ID: Supported Employment	30 minutes or 30 miles	88	3,256	100.0%	Y	2.9
ID: Supported Employment	60 minutes or 60 miles	88	2,685	100.0%	Y	4.9
ID - IMMT	30 minutes or 30 miles	19	3,256	100.0%	Y	5.6
ID - IMMT	60 minutes or 60 miles	19	2,685	100.0%	Y	8.9
ID - Respite	30 minutes or 30 miles	113	3,256	100.0%	Y	2.7
ID - Respite	60 minutes or 60 miles	113	2,685	100.0%	Y	4.3
ID - Transportation	30 minutes or 30 miles	23	3,256	100.0%	Y	2.9
ID - Transportation	60 minutes or 60 miles	23	2,685	100.0%	Y	5.6
PD - Transportation	30 minutes or 30 miles	23	385	100.0%	Y	2.0
PD - Transportation	60 minutes or 60 miles	23	215	100.0%	Y	5.7
Hab - Day Habilitation	30 minutes or 30 miles	125	132	100.0%	Y	1.7
Hab - Day Habilitation	60 minutes or 60 miles	125	82	100.0%	Y	2.8
Hab - Prevocational Services	30 minutes or 30 miles	35	132	100.0%	Y	3.6
Hab - Prevocational Services	60 minutes or 60 miles	35	82	100.0%	Y	9.5

Provider Type	Time/Distance Standard	Provider Count	Members with Access	Percentage with Access	Standard Met (Y/N)	Ave Distance (Mies)
Hab - Supported Employment	30 minutes or 30 miles	88	132	100.0%	Y	2.1
Hab - Supported Employment	60 minutes or 60 miles	88	82	100.0%	Y	4.5

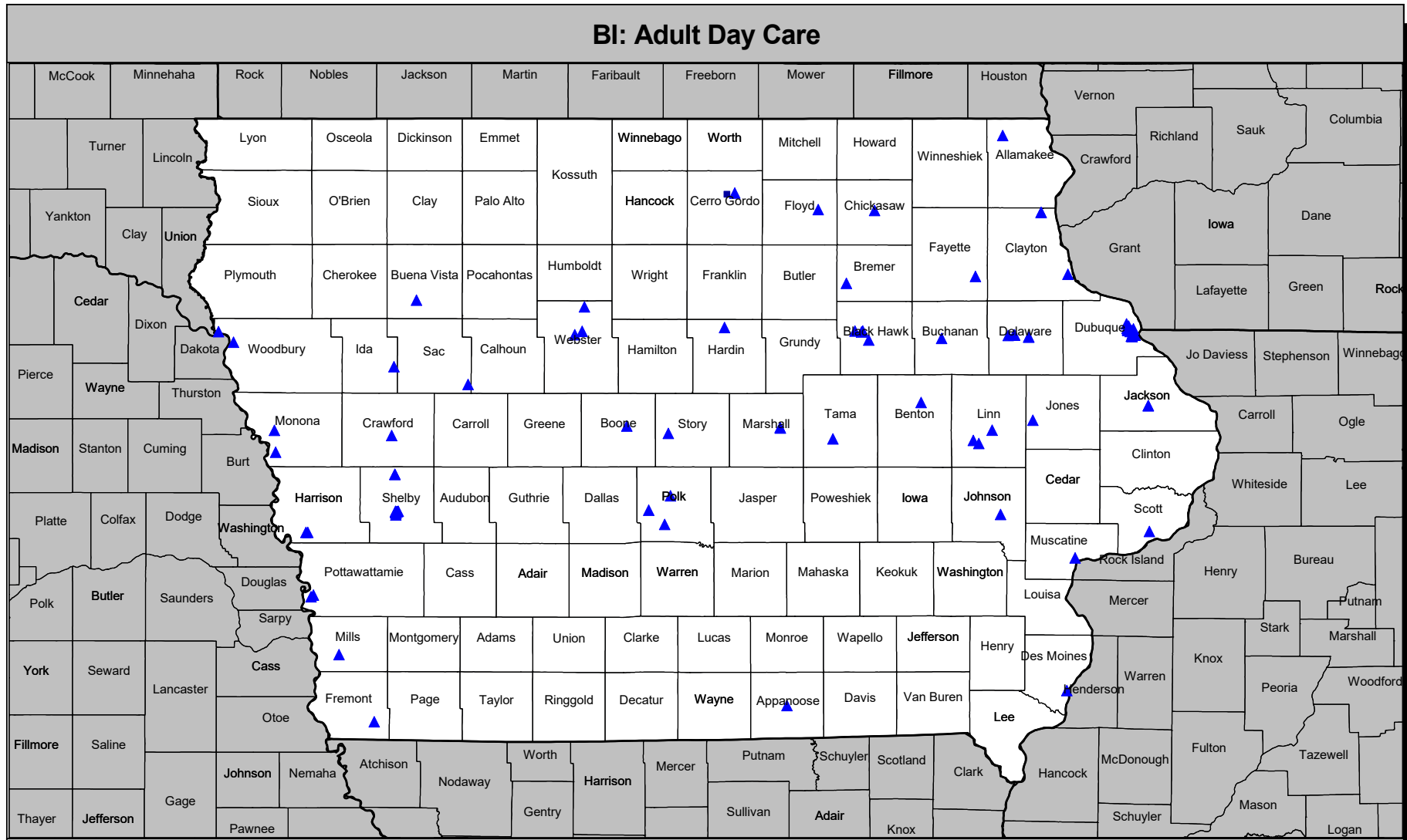
Long - Term Care Services - AIDS/HIV: Counseling Services - AIDS/HIV Urban Members - < 100% Standard



Long - Term Care Services - AIDS/HIV: Counseling Servies - AIDS/HIV Rural Members - < 100% Standard

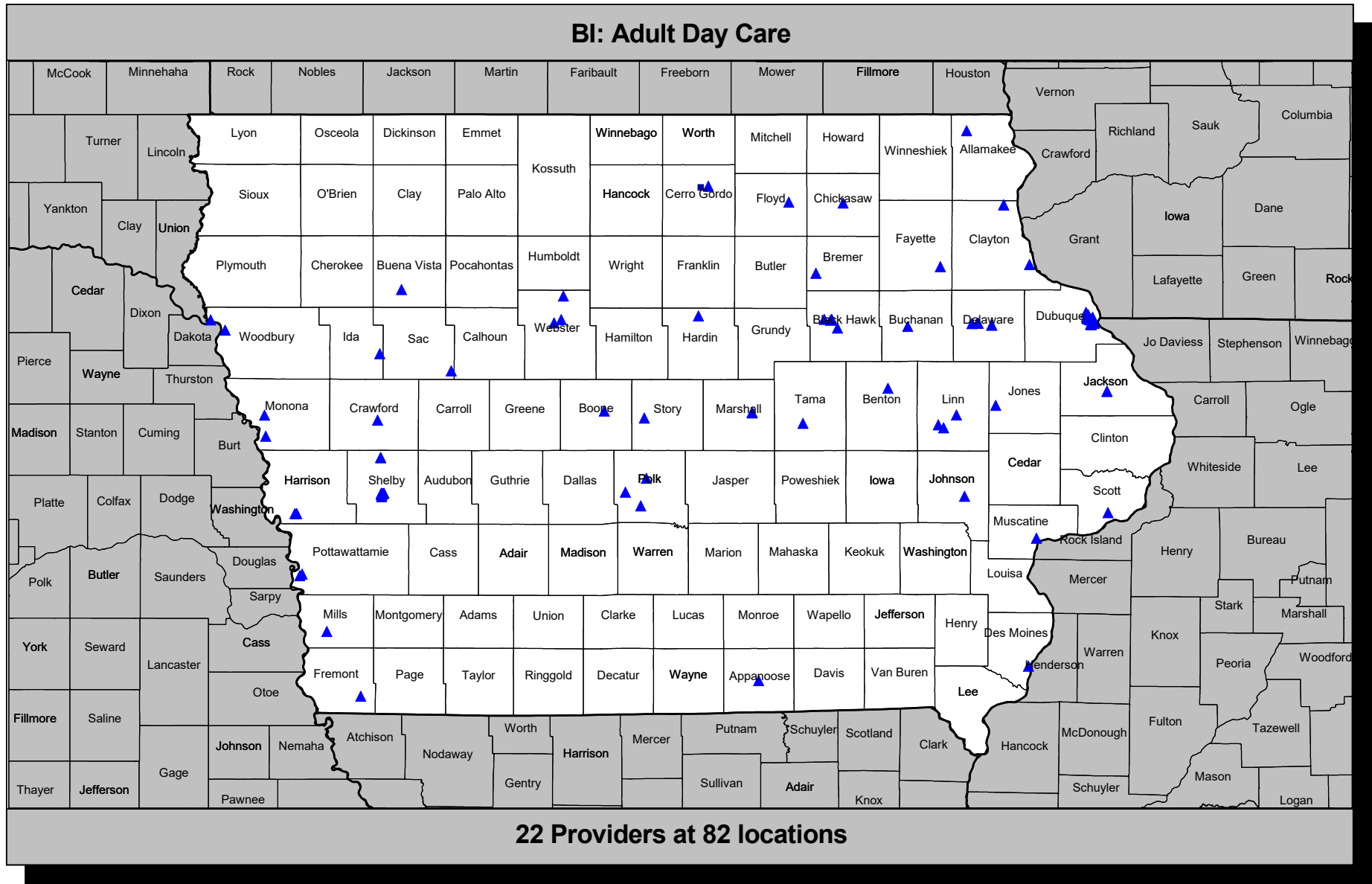


Long - Term Care Services - BI: Adult Day Care - BI Urban Members - < 100% Standard

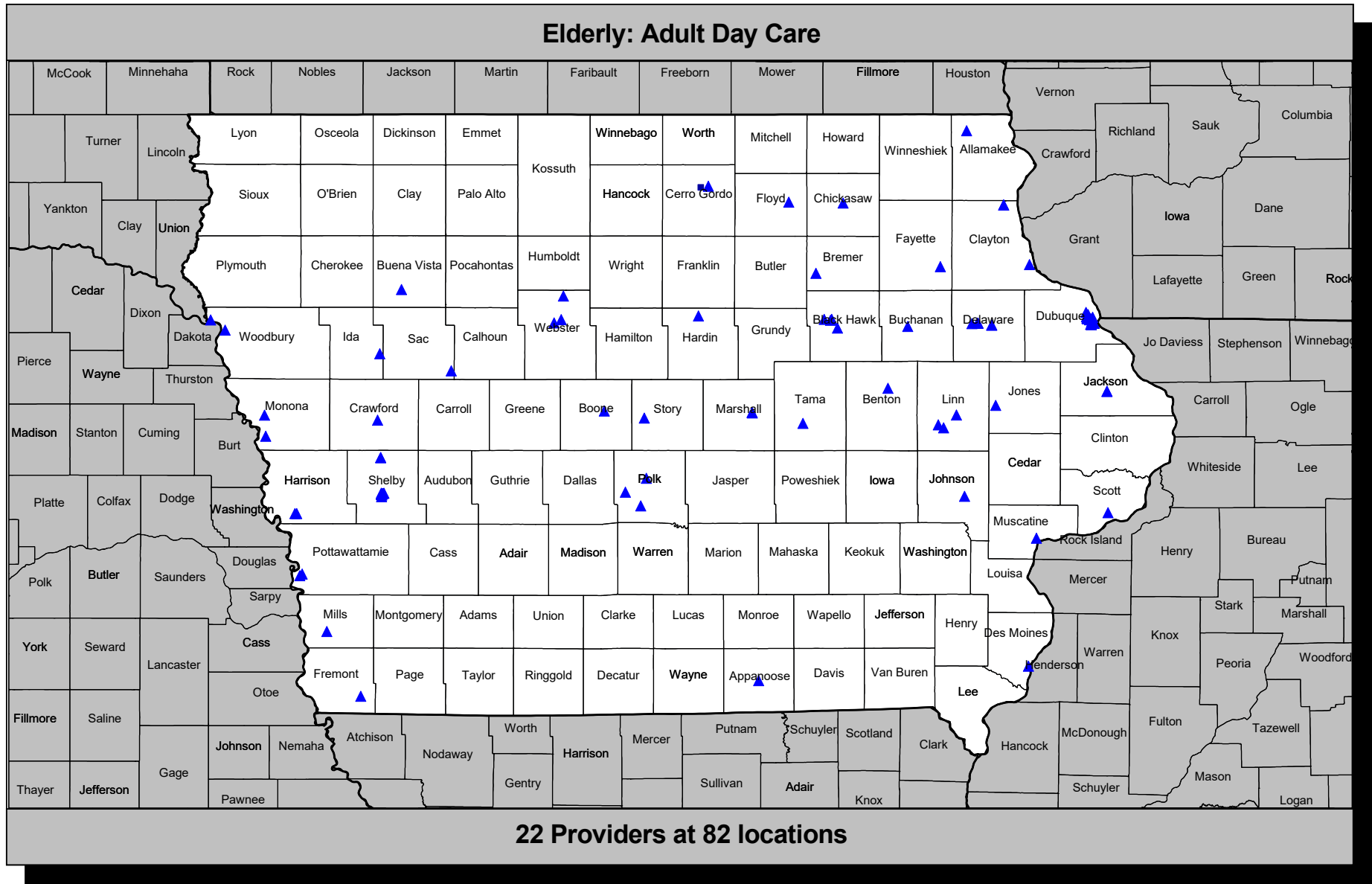


- Single Provider locations (1)
- ▲ Multiple Provider locations (81)

Long - Term Care Services - BI: Adult Day Care - BI Rural Members - < 100% Standard

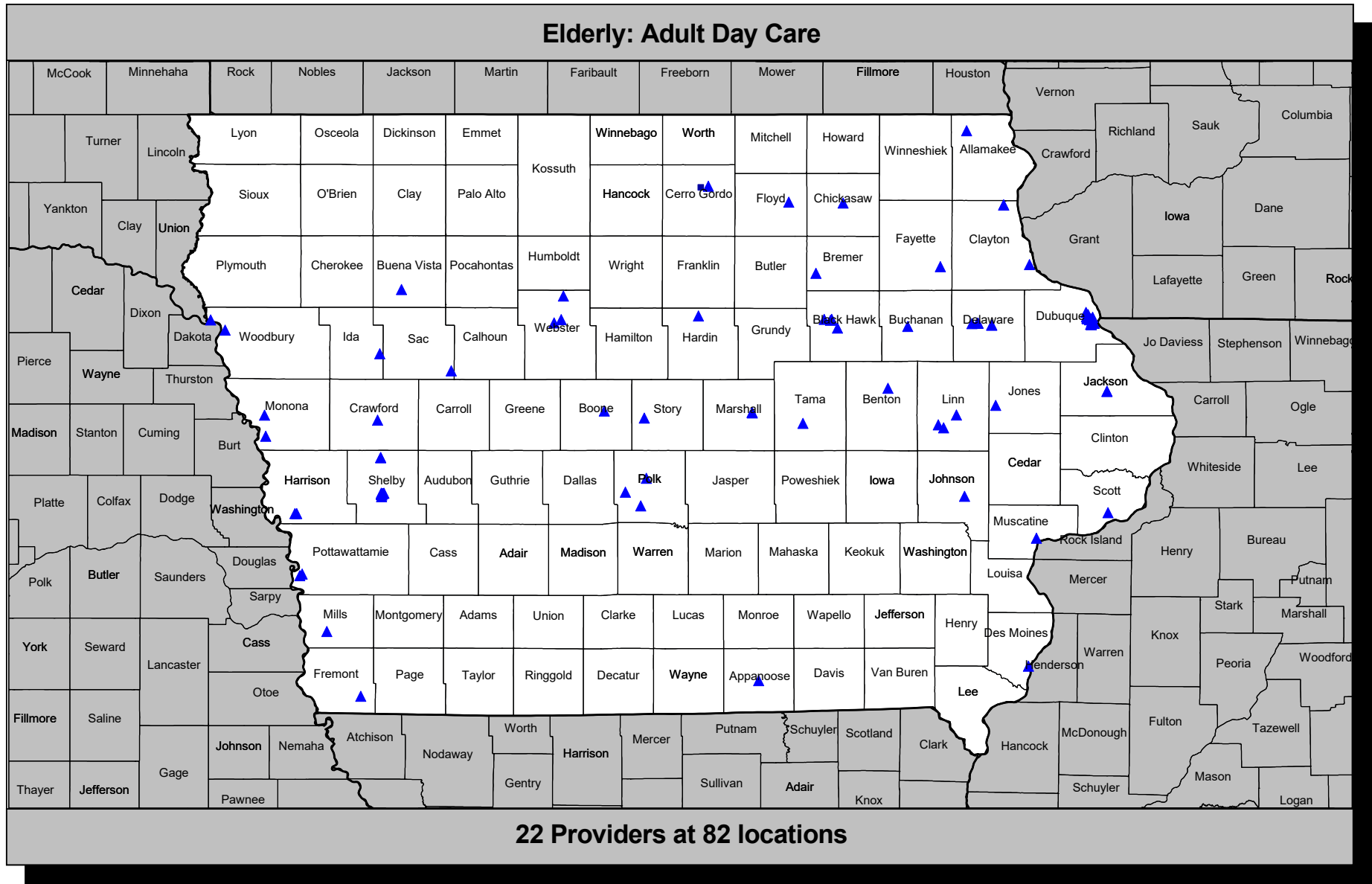


Long - Term Care Services - Elderly: Adult Day Care - Elderly Urban Members - < 100% Standard

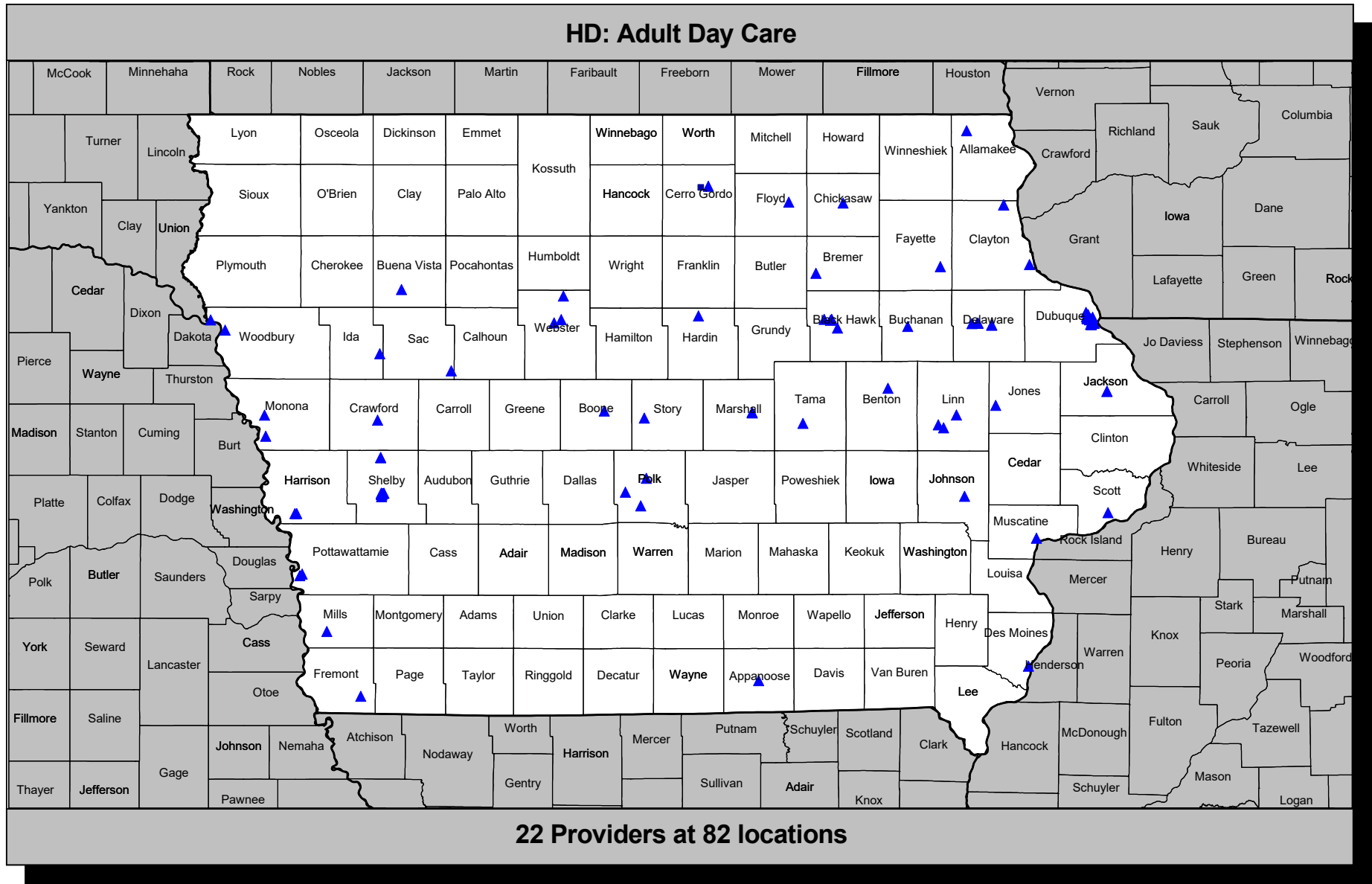


GeoAccess

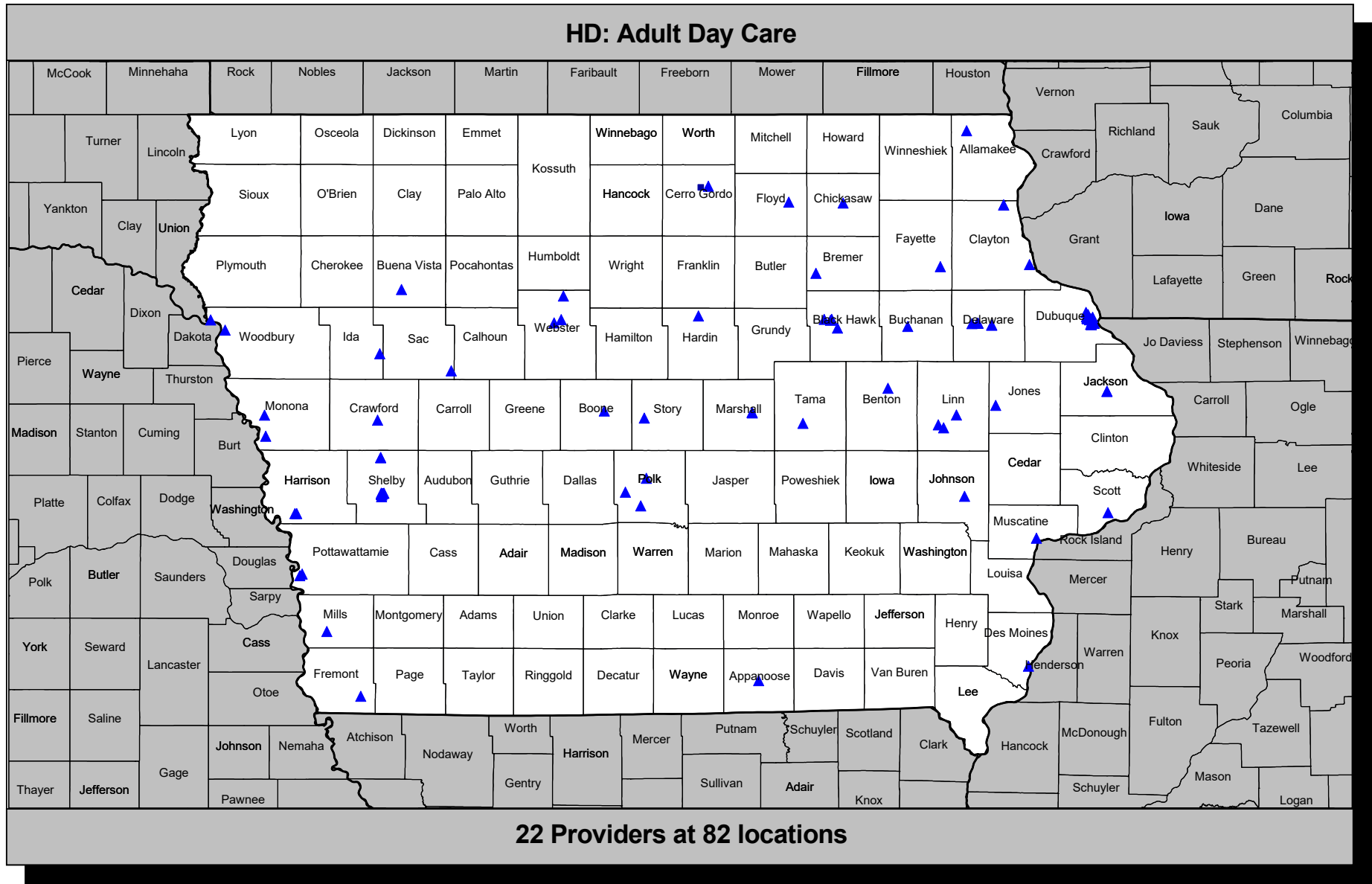
Long - Term Care Services - Elderly: Adult Day Care - Elderly Rural Members - < 100% Standard



Long - Term Care Services - HD: Adult Day Care - HD Urban Members - < 100% Standard

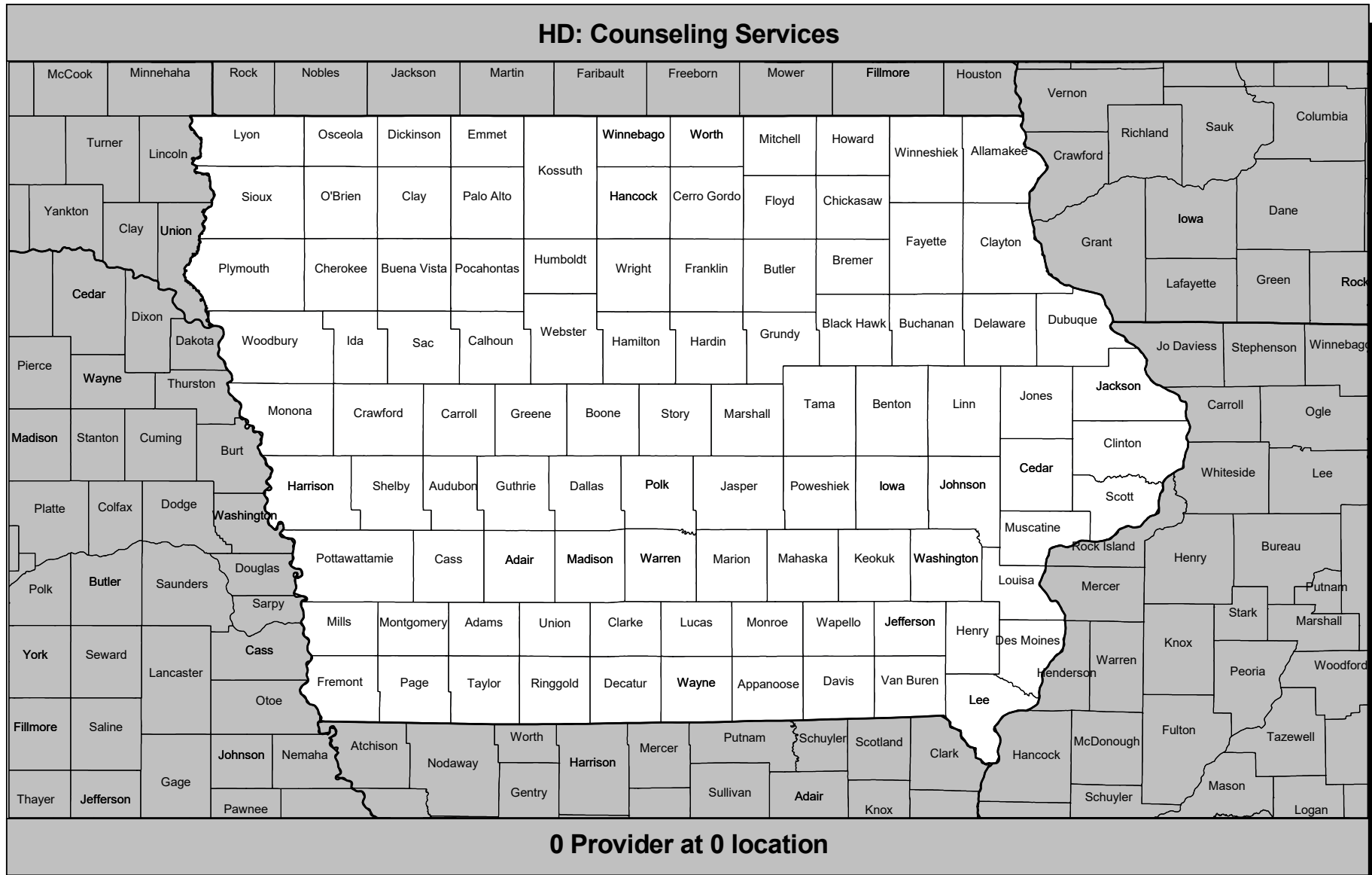


Long - Term Care Services - HD: Adult Day Care - HD Rural Members - < 100% Standard

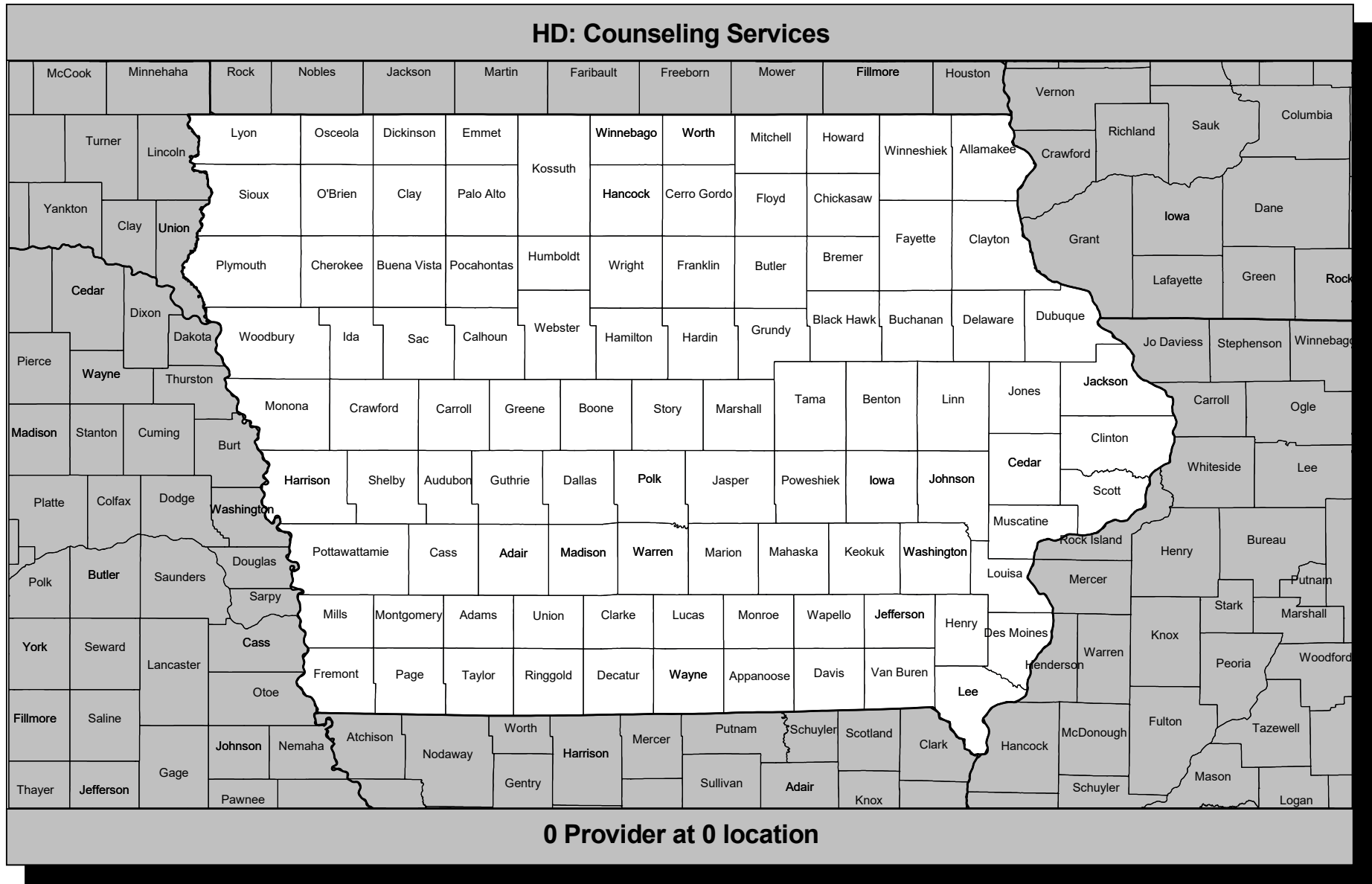


- Single Provider locations (1)
- ▲ Multiple Provider locations (81)

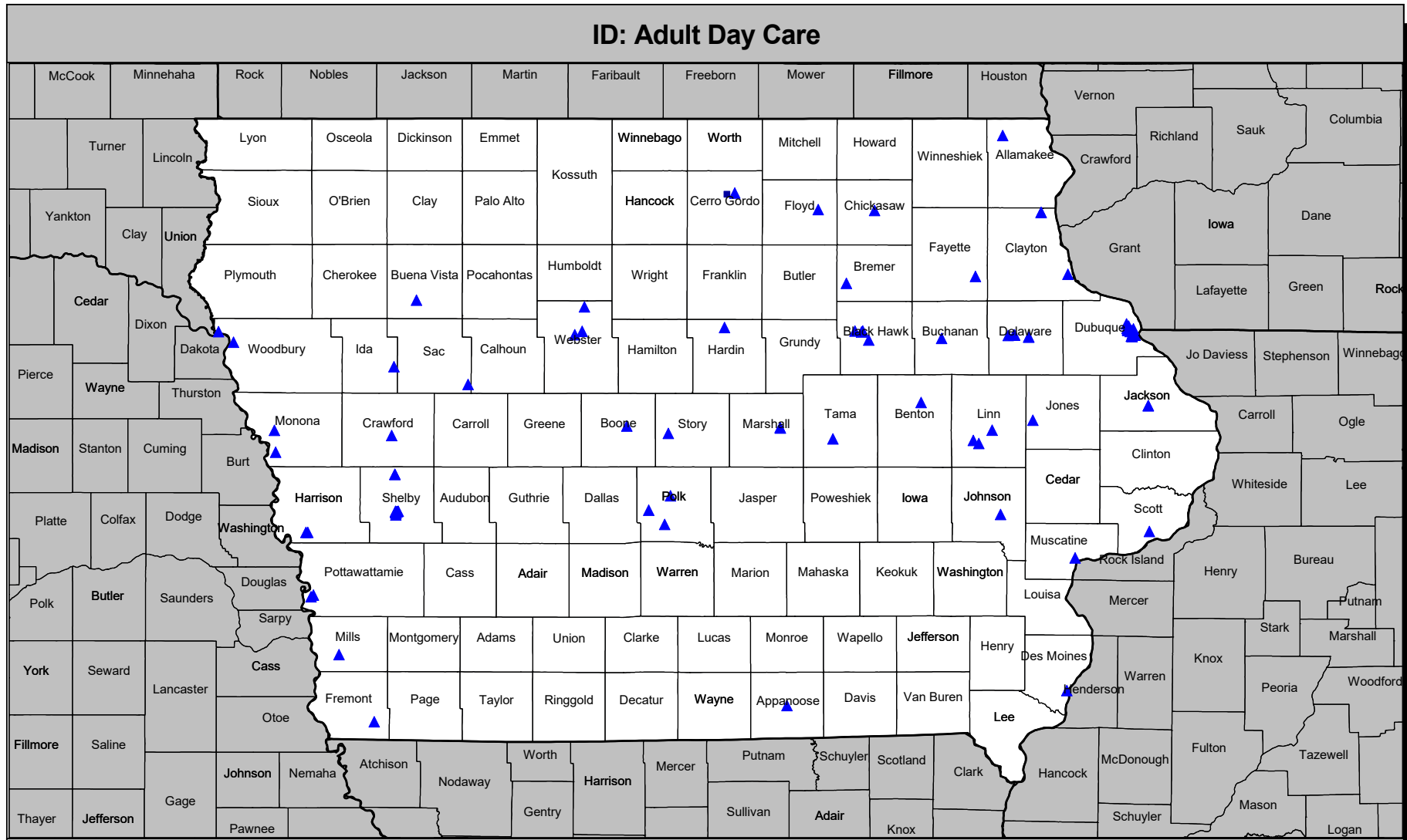
Long - Term Care Services - HD: Counseling Services - HD Urban Members - < 100% Standard



Long - Term Care Services - HD: Counseling Servies - HD Rural Members - < 100% Standard

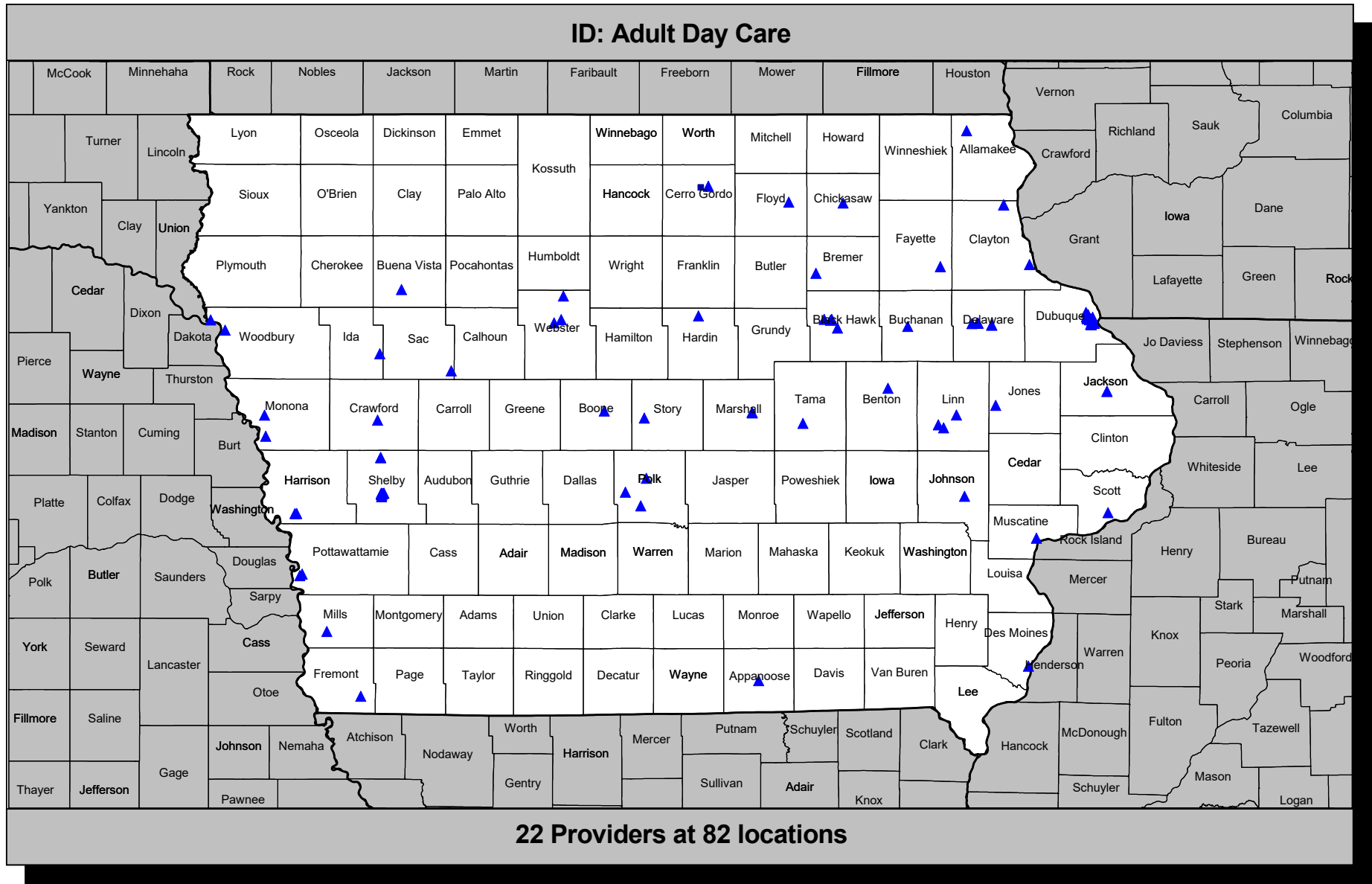


Long - Term Care Services - ID: Adult Day Care - ID Urban Members - < 100% Standard



- Single Provider locations (1)
- ▲ Multiple Provider locations (81)

Long - Term Care Services - ID: Adult Day Care - ID Rural Members - < 100% Standard



Long - Term Care Services - ID: Prevocational Services - ID Urban Members - < 100% Standard

