

Amerigroup Iowa, Inc.

Managed Care Network Geographic Access Reports

Reporting Period: SFY2021 Q3

Date Prepared: 06/16/2021

Table of Contents

Report Contents

Table 1 - Primary Care Provider (PCP) Section	1
Table 2 - Specialty Care Section	2 - 5
Specialty Care - Neonatology - Pediatric - Non-Dual Under 1 - Less than 100% Standard	6
Table 3 - Behavioral Health Section	7
Table 4 - Hospital Section	8
Table 5 - Other Services Section	9
Other Services - Lab and X-ray Services - Iowa Members - Less than 100% Standard	10
Table 6 - Long- Term Care Services Section	11 - 14
Long - Term Care Services - AIDS/HIV - Counseling Services - AIDS/HIV Urban Members - < 100% Standard	15
Long - Term Care Services - AIDS/HIV - Counseling Services - AIDS/HIV Rural Members - < 100% Standard	16
Long - Term Care Services - BI: Adult Day Care - BI Urban Members - < 100% Standard	17
Long - Term Care Services - BI: Adult Day Care - BI Rural Members - < 100% Standard	18
Long - Term Care Services - BI: Prevocational Services - BI Urban Members - < 100% Standard	19
Long - Term Care Services - BI - Transportation - BI Urban Members - < 100% Standard	20
Long - Term Care Services - BI - Transportation - BI Rural Members - < 100% Standard	21
Long - Term Care Services - Elderly: Adult Day Care - Elderly Urban Members - < 100% Standard	22
Long - Term Care Services - Elderly: Adult Day Care - Elderly Rural Members - < 100% Standard	23
Long - Term Care Services - Elderly - Transportation - Elderly Urban Members - < 100% Standard	24
Long - Term Care Services - Elderly - Transportation - Elderly Rural Members - < 100% Standard	25
Long - Term Care Services - HD: Adult Day Care - HD Urban Members - < 100% Standard	26
Long - Term Care Services - HD: Adult Day Care - HD Rural Members - < 100% Standard	27
Long - Term Care Services - HD - Counseling Services - HD Urban Members - < 100% Standard	28
Long - Term Care Services - HD - Counseling Services - HD Rural Members - < 100% Standard	29
Long - Term Care Services - ID: Adult Day Care - ID Urban Members - < 100% Standard	30
Long - Term Care Services - ID: Adult Day Care - ID Rural Members - < 100% Standard	31
Long - Term Care Services - ID: Prevocational Services - ID Urban Members - < 100% Standard	32
Long - Term Care Services - ID - Transportation - ID Urban Members - < 100% Standard	33
Long - Term Care Services - ID - Transportation - ID Rural Members - < 100% Standard	34
Long - Term Care Services - PD - Transportation - PD Urban Members - < 100% Standard	35
Long - Term Care Services - PD - Transportation - PD Rural Members - < 100% Standard	36

Table 1 - Primary Care Provider (PCP) Section

Table displays the percentage of members within the contract standards for Adult [all adults 19 years or older] and Pediatric [all children with age 0 to 18] PCP Providers and whether or not the contract standard was met (Y/N). The contract standard is to have access within 30 minutes or 30 miles from their personal residence for 100% of population. Percentages marked in red did not meet contract standards.

Provider Type	Time/Distance Standard	Provider Count	Members with Access	Percentage with Access	Standard Met (Y/N)	Ave Distance (Mies)
Adult - PCP	30 minutes or 30 miles	6,672	219,428	100.0%	Y	1.9
Pediatric - PCP	30 minutes or 30 miles	6,707	209,553	100.0%	Y	2.0

Table 2 - Specialty Care Section

Table displays the percentage of members within the contract standards for Specialty Care Adult [all adults 19 years or older] and Pediatric [all children with age 0 to 18] , OB/GYN [all females with age 12 or older], and Neonatology [all newborns with age less than 1] providers and whether or not the contract standard was met (Y/N). The contract standard is to have access within 60 minutes or 60 miles for 75% of population, and 90 minutes or 90 miles for 100% of population from their personal residence. Percentages marked in red did not meet contract standards.

Provider Type	Time/Distance Standard	Provider Count	Members with Access	Percentage with Access	Standard Met (Y/N)	Ave Distance (Mies)
Allergy - Adult	60 minutes or 60 miles	78	178,423	99.3%	Y	12.7
Allergy - Adult	90 minutes or 90 miles	78	179,597	100.0%	Y	13.1
Cardiology - Adult	60 minutes or 60 miles	560	179,597	100.0%	Y	5.3
Cardiology - Adult	90 minutes or 90 miles	560	179,597	100.0%	Y	5.3
Dermatology - Adult	60 minutes or 60 miles	150	179,496	99.9%	Y	12.5
Dermatology - Adult	90 minutes or 90 miles	150	179,597	100.0%	Y	12.5
Endocrinology - Adult	60 minutes or 60 miles	132	173,688	96.7%	Y	15.6
Endocrinology - Adult	90 minutes or 90 miles	132	179,597	100.0%	Y	17.4
Gastroenterology - Adult	60 minutes or 60 miles	297	177,897	99.1%	Y	13.4
Gastroenterology - Adult	90 minutes or 90 miles	297	179,597	100.0%	Y	13.9
General Surgery - Adult	60 minutes or 60 miles	610	179,597	100.0%	Y	4.4
General Surgery - Adult	90 minutes or 90 miles	610	179,597	100.0%	Y	4.4
Nephrology - Adult	60 minutes or 60 miles	377	179,597	100.0%	Y	7.2
Nephrology - Adult	90 minutes or 90 miles	377	179,597	100.0%	Y	7.2
Neurology - Adult	60 minutes or 60 miles	435	179,597	100.0%	Y	8.9
Neurology - Adult	90 minutes or 90 miles	435	179,597	100.0%	Y	8.9
Neurosurgery - Adult	60 minutes or 60 miles	123	165,104	91.9%	Y	14.9
Neurosurgery - Adult	90 minutes or 90 miles	123	179,586	100.0%	Y	19.3
OB/GYN - Adult	60 minutes or 60 miles	403	142,865	100.0%	Y	5.7

Provider Type	Time/Distance Standard	Provider Count	Members with Access	Percentage with Access	Standard Met (Y/N)	Ave Distance (Mies)
OB/GYN - Adult	90 minutes or 90 miles	403	142,865	100.0%	Y	5.7
Occupational Therapy - Adult	60 minutes or 60 miles	498	179,597	100.0%	Y	3.7
Occupational Therapy - Adult	90 minutes or 90 miles	498	179,597	100.0%	Y	3.7
Oncology/Hematology - Adult	60 minutes or 60 miles	427	179,597	100.0%	Y	7.2
Oncology/Hematology - Adult	90 minutes or 90 miles	427	179,597	100.0%	Y	7.2
Ophthalmology - Adult	60 minutes or 60 miles	258	179,597	100.0%	Y	7.0
Ophthalmology - Adult	90 minutes or 90 miles	258	179,597	100.0%	Y	7.0
Orthopedics - Adult	60 minutes or 60 miles	577	179,597	100.0%	Y	4.8
Orthopedics - Adult	90 minutes or 90 miles	577	179,597	100.0%	Y	4.8
Otolaryngology (ENT) - Adult	60 minutes or 60 miles	221	179,597	100.0%	Y	6.1
Otolaryngology (ENT) - Adult	90 minutes or 90 miles	221	179,597	100.0%	Y	6.1
Pathology - Adult	60 minutes or 60 miles	302	179,597	100.0%	Y	11.1
Pathology - Adult	90 minutes or 90 miles	302	179,597	100.0%	Y	11.1
Physical Therapy- Adult	60 minutes or 60 miles	1,696	179,597	100.0%	Y	2.8
Physical Therapy- Adult	90 minutes or 90 miles	1,696	179,597	100.0%	Y	2.8
Psychiatry- Adult	60 minutes or 60 miles	794	179,597	100.0%	Y	4.5
Psychiatry- Adult	90 minutes or 90 miles	794	179,597	100.0%	Y	4.5
Pulmonology - Adult	60 minutes or 60 miles	295	179,586	100.0%	Y	9.9
Pulmonology - Adult	90 minutes or 90 miles	295	179,597	100.0%	Y	9.9
Radiology - Adult	60 minutes or 60 miles	1,149	179,597	100.0%	Y	5.3
Radiology - Adult	90 minutes or 90 miles	1,149	179,597	100.0%	Y	5.3
Reconstructive Surgery - Adult	60 minutes or 60 miles	66	177,712	99.0%	Y	14.6

Provider Type	Time/Distance Standard	Provider Count	Members with Access	Percentage with Access	Standard Met (Y/N)	Ave Distance (Mies)
Reconstructive Surgery - Adult	90 minutes or 90 miles	66	179,597	100.0%	Y	15.1
Rheumatology - Adult	60 minutes or 60 miles	85	176,649	98.4%	Y	14.1
Rheumatology - Adult	90 minutes or 90 miles	85	179,597	100.0%	Y	15.0
Speech Therapy - Adult	60 minutes or 60 miles	271	177,612	98.9%	Y	10.5
Speech Therapy - Adult	90 minutes or 90 miles	271	179,597	100.0%	Y	11.1
Urology - Adult	60 minutes or 60 miles	185	179,597	100.0%	Y	7.0
Urology - Adult	90 minutes or 90 miles	185	179,597	100.0%	Y	7.0
Allergy - Pediatric	60 minutes or 60 miles	79	208,533	99.5%	Y	13.8
Allergy - Pediatric	90 minutes or 90 miles	79	209,550	100.0%	Y	14.0
Cardiology - Pediatric	60 minutes or 60 miles	564	209,550	100.0%	Y	5.7
Cardiology - Pediatric	90 minutes or 90 miles	564	209,550	100.0%	Y	5.7
Dermatology - Pediatric	60 minutes or 60 miles	150	209,402	99.9%	Y	13.2
Dermatology - Pediatric	90 minutes or 90 miles	150	209,550	100.0%	Y	13.2
Endocrinology - Pediatric	60 minutes or 60 miles	132	202,281	96.5%	Y	16.4
Endocrinology - Pediatric	90 minutes or 90 miles	132	209,550	100.0%	Y	18.3
Gastroenterology - Pediatric	60 minutes or 60 miles	297	207,513	99.0%	Y	14.3
Gastroenterology - Pediatric	90 minutes or 90 miles	297	209,550	100.0%	Y	14.9
General Surgery - Pediatric	60 minutes or 60 miles	610	209,550	100.0%	Y	4.8
General Surgery - Pediatric	90 minutes or 90 miles	610	209,550	100.0%	Y	4.8
Neonatology - Pediatric	60 minutes or 60 miles	258	8,083	83.3%	Y	15.3
Neonatology - Pediatric	90 minutes or 90 miles	258	9,565	98.5%	N	24.0
Nephrology - Pediatric	60 minutes or 60 miles	215	209,550	100.0%	Y	9.1
Nephrology - Pediatric	90 minutes or 90 miles	215	209,550	100.0%	Y	9.1

Provider Type	Time/Distance Standard	Provider Count	Members with Access	Percentage with Access	Standard Met (Y/N)	Ave Distance (Mies)
Neurology - Pediatric	60 minutes or 60 miles	590	209,550	100.0%	Y	8.7
Neurology - Pediatric	90 minutes or 90 miles	590	209,550	100.0%	Y	8.7
Oncology/ Hematology - Pediatric	60 minutes or 60 miles	428	209,550	100.0%	Y	7.9
Oncology/ Hematology - Pediatric	90 minutes or 90 miles	428	209,550	100.0%	Y	7.9
Ophthalmology - Pediatric	60 minutes or 60 miles	258	209,550	100.0%	Y	7.5
Ophthalmology - Pediatric	90 minutes or 90 miles	258	209,550	100.0%	Y	7.5
Orthopedics - Pediatric	60 minutes or 60 miles	578	209,550	100.0%	Y	5.1
Orthopedics - Pediatric	90 minutes or 90 miles	578	209,550	100.0%	Y	5.1
Otolaryngology (ENT) - Pediatric	60 minutes or 60 miles	222	209,550	100.0%	Y	6.5
Otolaryngology (ENT) - Pediatric	90 minutes or 90 miles	222	209,550	100.0%	Y	6.5
Pulmonology - Pediatric	60 minutes or 60 miles	300	209,541	100.0%	Y	10.4
Pulmonology - Pediatric	90 minutes or 90 miles	300	209,550	100.0%	Y	10.4
Rheumatology - Pediatric	60 minutes or 60 miles	85	206,239	98.4%	Y	15.0
Rheumatology - Pediatric	90 minutes or 90 miles	85	209,550	100.0%	Y	15.8
Urology - Pediatric	60 minutes or 60 miles	185	209,550	100.0%	Y	7.4
Urology - Pediatric	90 minutes or 90 miles	185	209,550	100.0%	Y	7.4

Specialty Care - Neonatology - Pediatric - Non-Dual Under 1 - Less than 100% Standard

June 16, 2021

Neonatology - Pediatric

Total Providers: 258

- Single providers (18)
- ▲ Multiple providers (44)

Neonatology - Under 1 - 1 in 90 Miles

Employee Group

Non-Dual Under 1 (Iowa)

Provider Group

Neonatology - Pediatric

9,707 employee locations

● Without access (142)

The Access Standard is defined as (Non-Dual Under 1 (Iowa)) employees accessing:

1 (Neonatology - Pediatric) provider in 90 miles

Service Areas

□ Iowa

54.59 miles

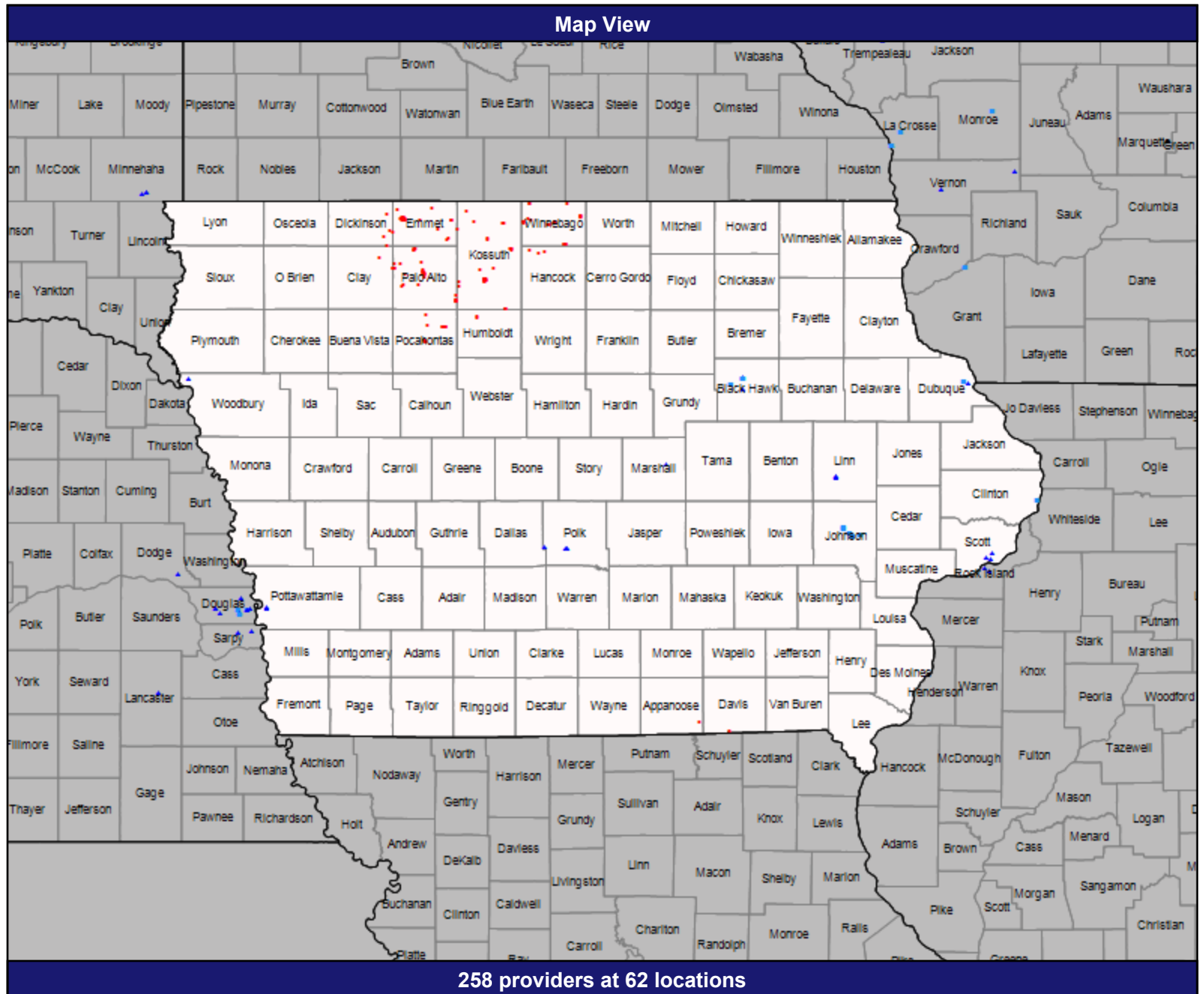


Table 3 - Behavioral Health Section

Table displays the percentage of all members [all age groups] within the contract standards for Behavioral Health providers and whether or not the contract standard was met (Y/N). The contract standard is to have access within 30 minutes or 30 miles , 60 minutes or 60 miles for Urban counties, and 90 minutes or 90 miles for Rural counties from their personal residence for 100% of population. Zip codes with population lesser than 1,000 per square mile are classified as Rural and zip codes with a population of 1,000 or higher per square mile are classified as Urban. Percentages marked in red did not meet contract standards.

Provider Type	Time/Distance Standard	Provider Count	Members with Access	Percentage with Access	Standard Met (Y/N)	Ave Distance (Mies)
Behavioral Health - Outpatient	30 minutes or 30 miles	4,137	428,981	100.0%	Y	2.3
Behavioral Health - Inpatient	60 minutes or 60 miles	48	253,074	100.0%	Y	5.8
Behavioral Health - Inpatient	90 minutes or 90 miles	48	175,907	100.0%	Y	21.4

Table 4 - Hospital Section

Table displays the percentage of all members [all age groups] within the contract standards for Hospitals and whether or not the contract standard was met (Y/N). The contract standard is to have access within 30 minutes or 30 miles from personal residence for 100% of population. Percentages in red did not meet contract standards.

Provider Type	Time/Distance Standard	Provider Count	Members with Access	Percentage with Access	Standard Met (Y/N)	Ave Distance (Mies)
Hospital	30 minutes or 30 miles	329	428,980	100.0%	Y	4.8

Table 5 - Other Services Section

Table displays the percentage of all members [all age groups] within the contract standards for Other Services (General Optometry, Lab and X-ray services, and Pharmacies) providers and whether or not the contract standard was met (Y/N). The contract standard is to have access within 30 minutes or 30 miles from personal residence for 100% of population. Percentages in red did not meet contract standards.

Provider Type	Time/Distance Standard	Provider Count	Members with Access	Percentage with Access	Standard Met (Y/N)	Ave Distance (Mies)
General Optometry	30 minutes or 30 miles	545	428,981	100.0%	Y	3.5
Lab and X-ray Services	30 minutes or 30 miles	153	417,924	97.4%	N	7.1
Pharmacies	30 minutes or 30 miles	977	428,981	100.0%	Y	2.4

Other Services - Lab and X-ray Services - Iowa Members - Less than 100% Standard

June 16, 2021

Lab & Xray

Total Providers: 608

- Single providers (292)
- ▲ Multiple providers (95)

Lab & Xray -1 in 30 Miles

Employee Group
Iowa Members (Iowa)

Provider Group
Lab & Xray

428,981 employee locations

● Without access (11,057)

The Access Standard is defined as (Iowa Members (Iowa)) employees accessing:

1 (Lab & Xray) provider in 30 miles

Service Areas

□ Iowa

54.59 miles

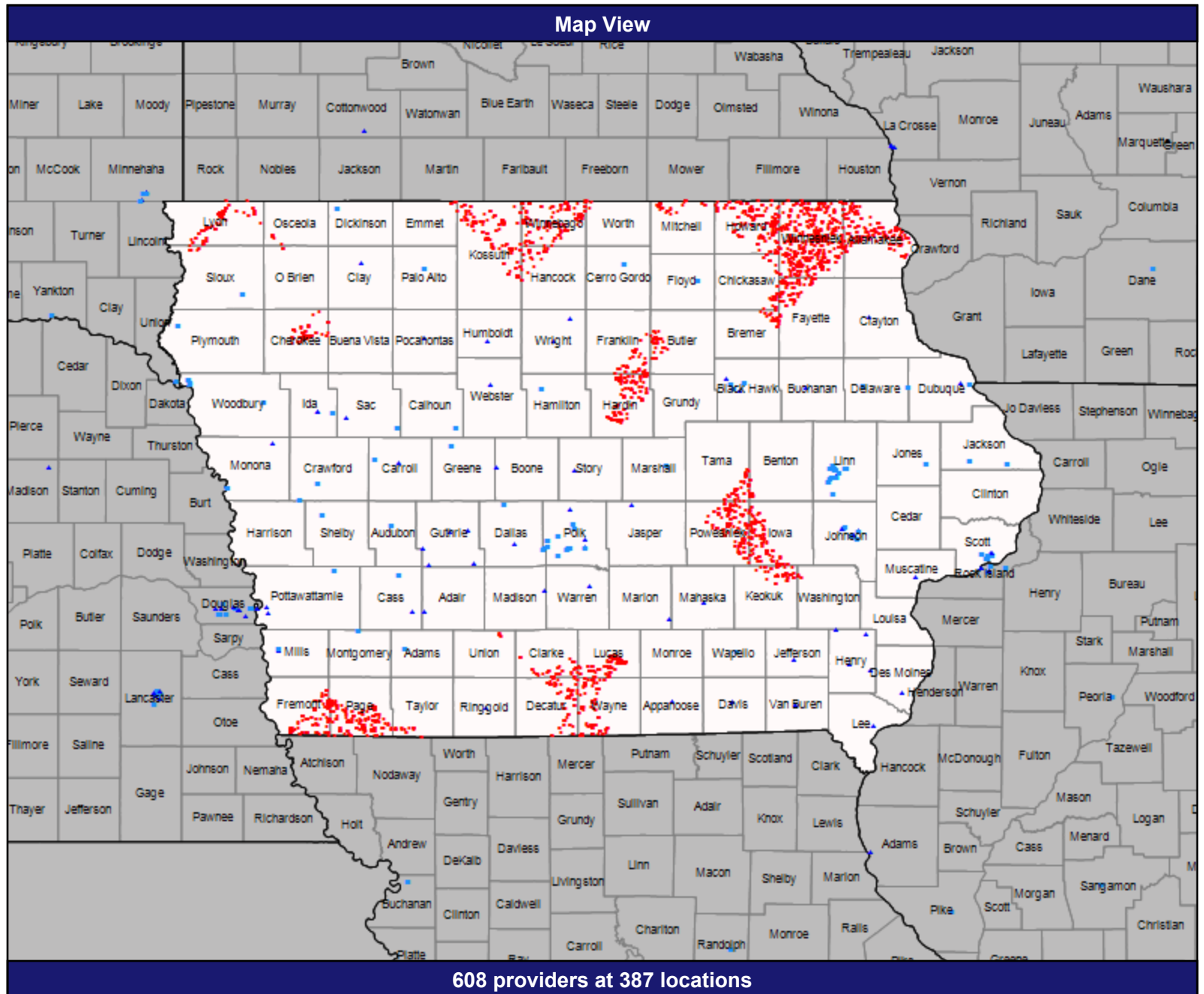


Table 6 - Long- Term Care Services Section

Table displays the percentage of members [Waiver members are identified based on state designation of these members to waiver services] within the contract standards for Long-Term Care Services and whether or not the contract standard was met (Y/N). The contract standard is to have access within 30 minutes or 30 miles in Urban counties, and and 60 minutes or 60 miles for Rural counties from their personal residence for 100% of population. HCBS waiver services may be performed at the member's home, the provider's office, or both. All waiver services have a 2 provider per county standard; however time distance standards only apply to services where members must travel to the provider location. Zip codes with population lesser than 1,000 per square mile are classified as Rural and zip codes with a population of 1,000 or higher per square mile are classified as Urban. Percentages marked in red did not meet contract standards.

Provider Type	Time/Distance Standard	Provider Count	Members with Access	Percentage with Access	Standard Met (Y/N)	Ave Distance (Mies)
ICF/ID - Individuals with Intellectual Disabilities	30 minutes or 30 miles	226	815	100.0%	Y	1.3
ICF/ID - Individuals with Intellectual Disabilities	60 minutes or 60 miles	226	511	100.0%	Y	3.9
ICF/SNF - Skilled Nursing Care Facility	30 minutes or 30 miles	530	387	100.0%	Y	2.2
ICF/SNF - Skilled Nursing Care Facility	60 minutes or 60 miles	530	234	100.0%	Y	3.7
AIDS/HIV: Adult Day Care	30 minutes or 30 miles	24	13	100.0%	Y	3.2
AIDS/HIV: Adult Day Care	60 minutes or 60 miles	24	6	100.0%	Y	22.4
AIDS/HIV - Counseling Services	30 minutes or 30 miles	0	0	0.0%	N	
AIDS/HIV - Counseling Services	60 minutes or 60 miles	0	0	0.0%	N	
AIDS/HIV: Respite	30 minutes or 30 miles	111	13	100.0%	Y	1.4
AIDS/HIV: Respite	60 minutes or 60 miles	111	6	100.0%	Y	3.7
BI: Adult Day Care	30 minutes or 30 miles	24	399	99.5%	N	6.0
BI: Adult Day Care	60 minutes or 60 miles	24	276	96.8%	N	23.4
BI: Prevocational Services	30 minutes or 30 miles	31	396	98.8%	N	5.9

Provider Type	Time/Distance Standard	Provider Count	Members with Access	Percentage with Access	Standard Met (Y/N)	Ave Distance (Mies)
BI: Prevocational Services	60 minutes or 60 miles	31	285	100.0%	Y	11.7
BI: Supported Employment	30 minutes or 30 miles	86	401	100.0%	Y	3.7
BI: Supported Employment	60 minutes or 60 miles	86	285	100.0%	Y	5.8
BI: IMMT	30 minutes or 30 miles	19	401	100.0%	Y	5.9
BI: IMMT	60 minutes or 60 miles	19	285	100.0%	Y	9.8
BI - Respite	30 minutes or 30 miles	111	401	100.0%	Y	3.0
BI - Respite	60 minutes or 60 miles	111	285	100.0%	Y	5.2
BI - Transportation	30 minutes or 30 miles	22	400	99.8%	N	9.2
BI - Transportation	60 minutes or 60 miles	22	264	92.6%	N	17.1
CMH: Respite	30 minutes or 30 miles	111	339	100.0%	Y	3.3
CMH: Respite	60 minutes or 60 miles	111	232	100.0%	Y	4.8
Elderly: Adult Day Care	30 minutes or 30 miles	24	2,261	98.3%	N	5.4
Elderly: Adult Day Care	60 minutes or 60 miles	24	1,750	97.0%	N	22.9
Elderly - Respite	30 minutes or 30 miles	111	2,301	100.0%	Y	2.8
Elderly - Respite	60 minutes or 60 miles	111	1,805	100.0%	Y	4.4
Elderly - Transportation	30 minutes or 30 miles	22	2,296	99.8%	N	7.4
Elderly - Transportation	60 minutes or 60 miles	22	1,723	95.5%	N	19.1
HD: Adult Day Care	30 minutes or 30 miles	24	630	98.7%	N	6.0
HD: Adult Day Care	60 minutes or 60 miles	24	417	97.2%	N	23.5
HD: Counseling Services	30 minutes or 30 miles	0	0	0.0%	N	
HD: Counseling Services	60 minutes or 60 miles	0	0	0.0%	N	
HD - IMMT	30 minutes or 30 miles	19	638	100.0%	Y	5.9
HD - IMMT	60 minutes or 60 miles	19	429	100.0%	Y	8.9

Provider Type	Time/Distance Standard	Provider Count	Members with Access	Percentage with Access	Standard Met (Y/N)	Ave Distance (Mies)
HD - Respite	30 minutes or 30 miles	111	638	100.0%	Y	3.2
HD - Respite	60 minutes or 60 miles	111	429	100.0%	Y	4.9
ID: Adult Day Care	30 minutes or 30 miles	24	3,302	98.6%	N	5.5
ID: Adult Day Care	60 minutes or 60 miles	24	2,640	97.0%	N	20.8
ID: Day Habilitation	30 minutes or 30 miles	122	3,349	100.0%	Y	2.5
ID: Day Habilitation	60 minutes or 60 miles	122	2,722	100.0%	Y	4.0
ID: Prevocational Services	30 minutes or 30 miles	31	3,314	99.0%	N	5.0
ID: Prevocational Services	60 minutes or 60 miles	31	2,722	100.0%	Y	13.0
ID: Supported Employment	30 minutes or 30 miles	86	3,349	100.0%	Y	3.0
ID: Supported Employment	60 minutes or 60 miles	86	2,722	100.0%	Y	5.0
ID - IMMT	30 minutes or 30 miles	19	3,349	100.0%	Y	5.3
ID - IMMT	60 minutes or 60 miles	19	2,722	100.0%	Y	8.9
ID - Respite	30 minutes or 30 miles	111	3,349	100.0%	Y	2.8
ID - Respite	60 minutes or 60 miles	111	2,722	100.0%	Y	4.4
ID - Transportation	30 minutes or 30 miles	22	3,333	99.5%	N	9.0
ID - Transportation	60 minutes or 60 miles	22	2,571	94.5%	N	16.2
PD - Transportation	30 minutes or 30 miles	22	384	99.7%	N	7.3
PD - Transportation	60 minutes or 60 miles	22	214	97.7%	N	18.6
Hab - Day Habilitation	30 minutes or 30 miles	122	146	100.0%	Y	1.6
Hab - Day Habilitation	60 minutes or 60 miles	122	94	100.0%	Y	2.2
Hab - Prevocational Services	30 minutes or 30 miles	31	146	100.0%	Y	4.4
Hab - Prevocational Services	60 minutes or 60 miles	31	94	100.0%	Y	12.6

Provider Type	Time/Distance Standard	Provider Count	Members with Access	Percentage with Access	Standard Met (Y/N)	Ave Distance (Mies)
Hab - Supported Employment	30 minutes or 30 miles	86	146	100.0%	Y	2.2
Hab - Supported Employment	60 minutes or 60 miles	86	94	100.0%	Y	4.5

Long - Term Care Services - AIDS/HIV - Counseling Services - AIDS/HIV Urban Members - < 100% Stand

June 16, 2021

AIDS/HIV - Counseling Services

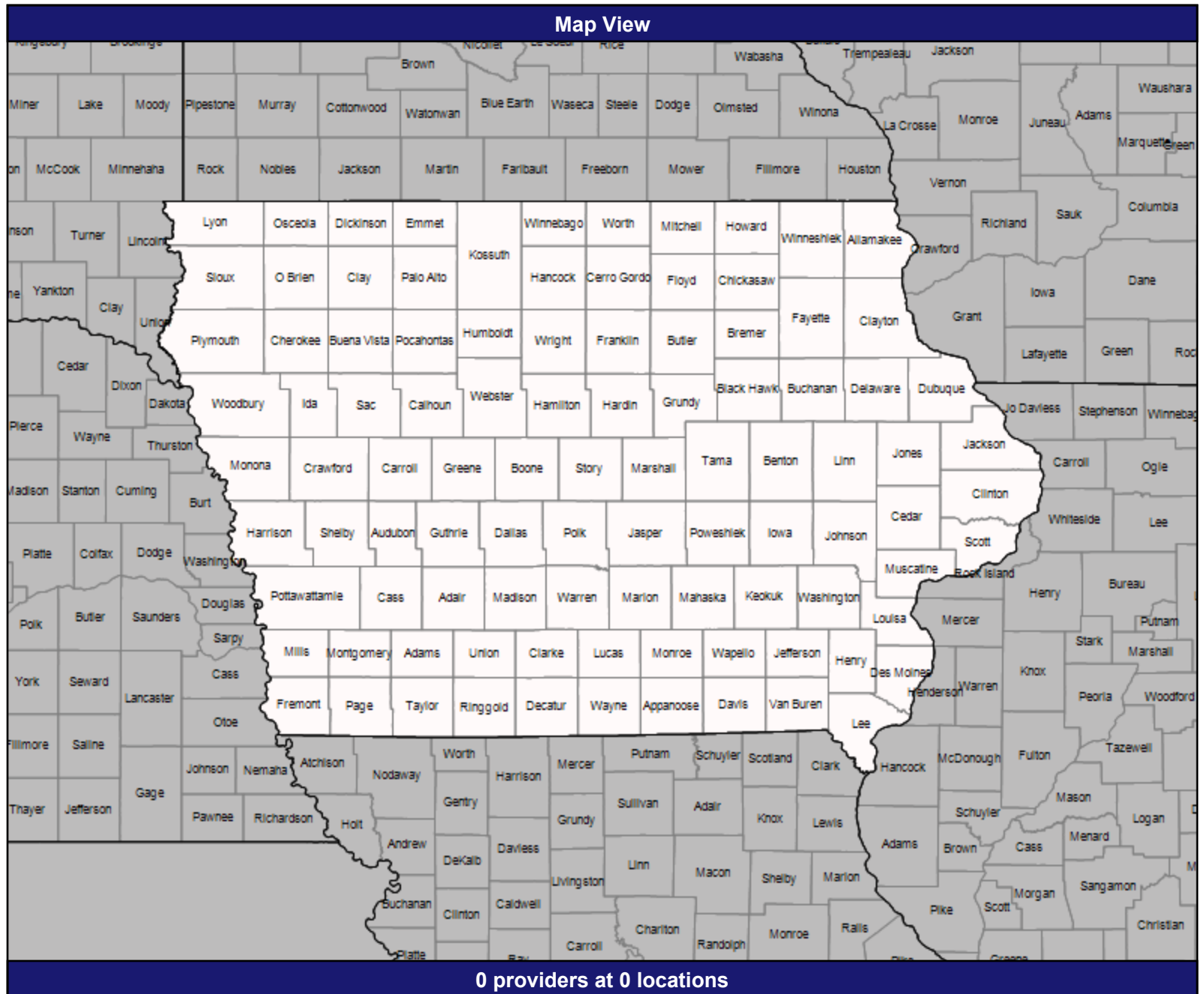
Total Providers: 0

- Single providers (0)
- ▲ Multiple providers (0)

Service Areas

□ Iowa

54.59 miles



Long - Term Care Services - AIDS/HIV - Counseling Services - AIDS/HIV Rural Members - < 100% Stand

June 16, 2021

AIDS/HIV - Counseling Services

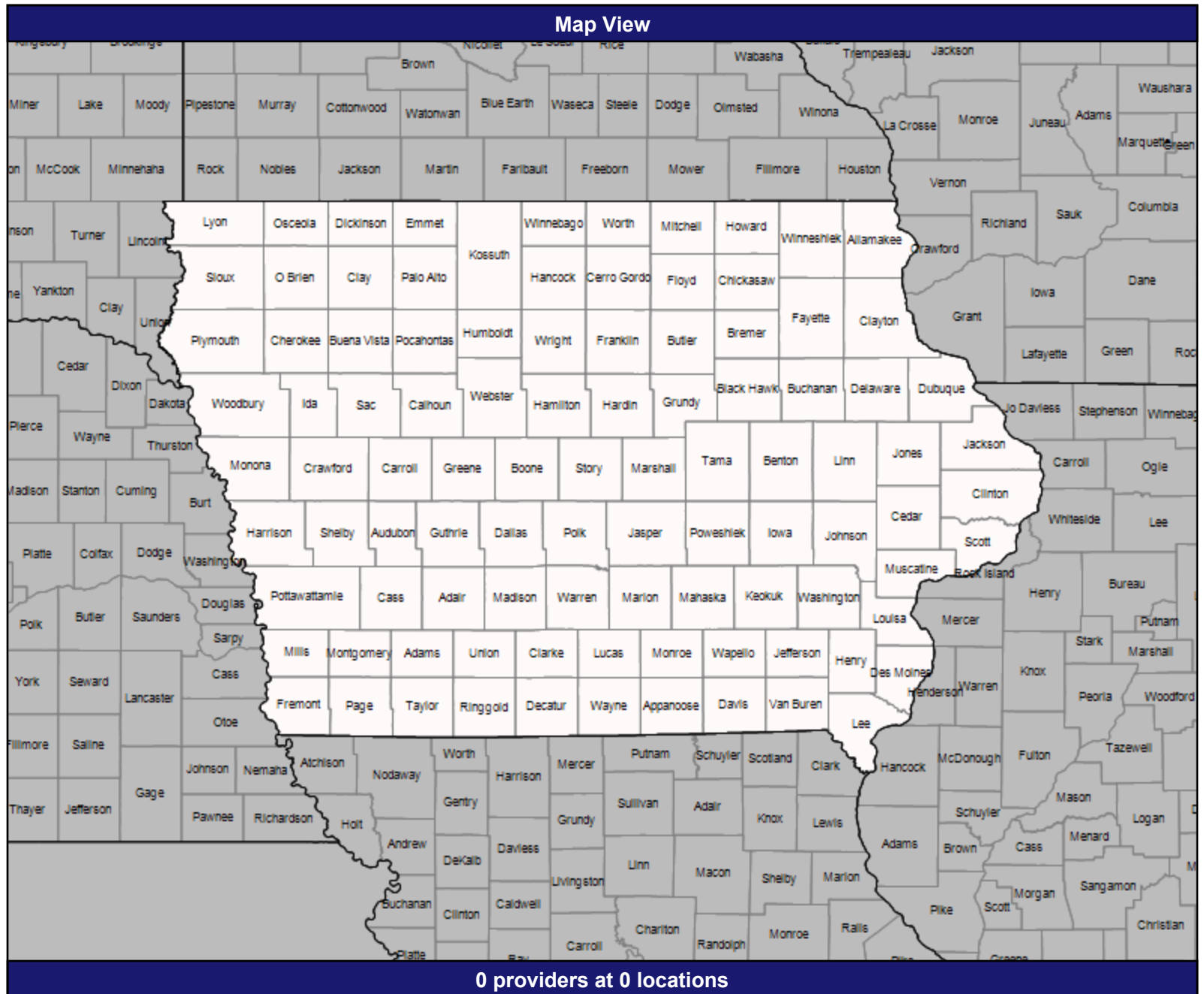
Total Providers: 0

- Single providers (0)
- ▲ Multiple providers (0)

Service Areas

□ Iowa

54.59 miles



Long - Term Care Services - BI: Adult Day Care - BI Urban Members - < 100% Standard

June 16, 2021

BI : Adult Day Care

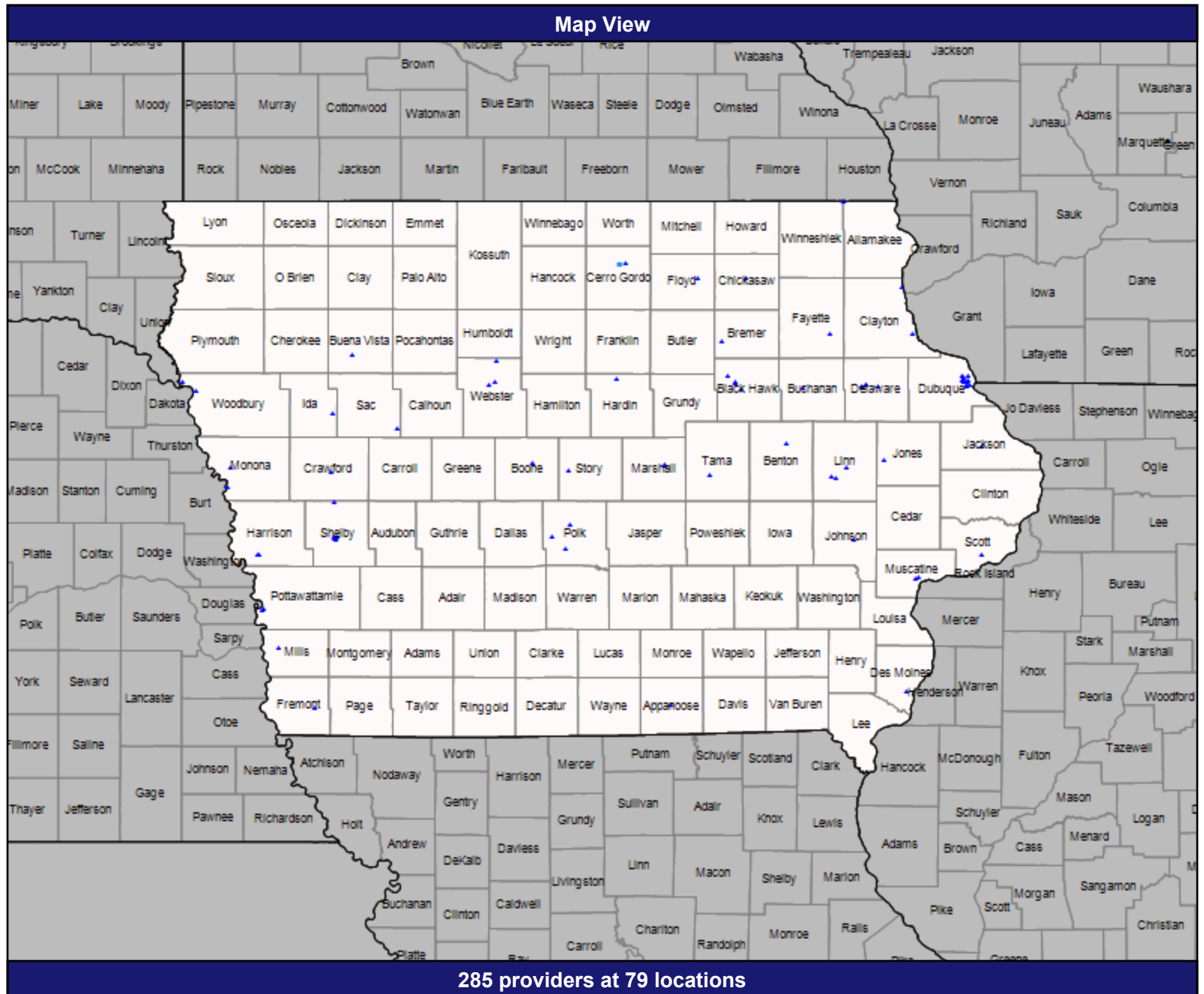
Total Providers: 285

- Single providers (1)
- ▲ Multiple providers (78)

Service Areas

□ Iowa

54.59 miles



Long - Term Care Services - BI: Adult Day Care - BI Rural Members - < 100% Standard

June 16, 2021

BI : Adult Day Care

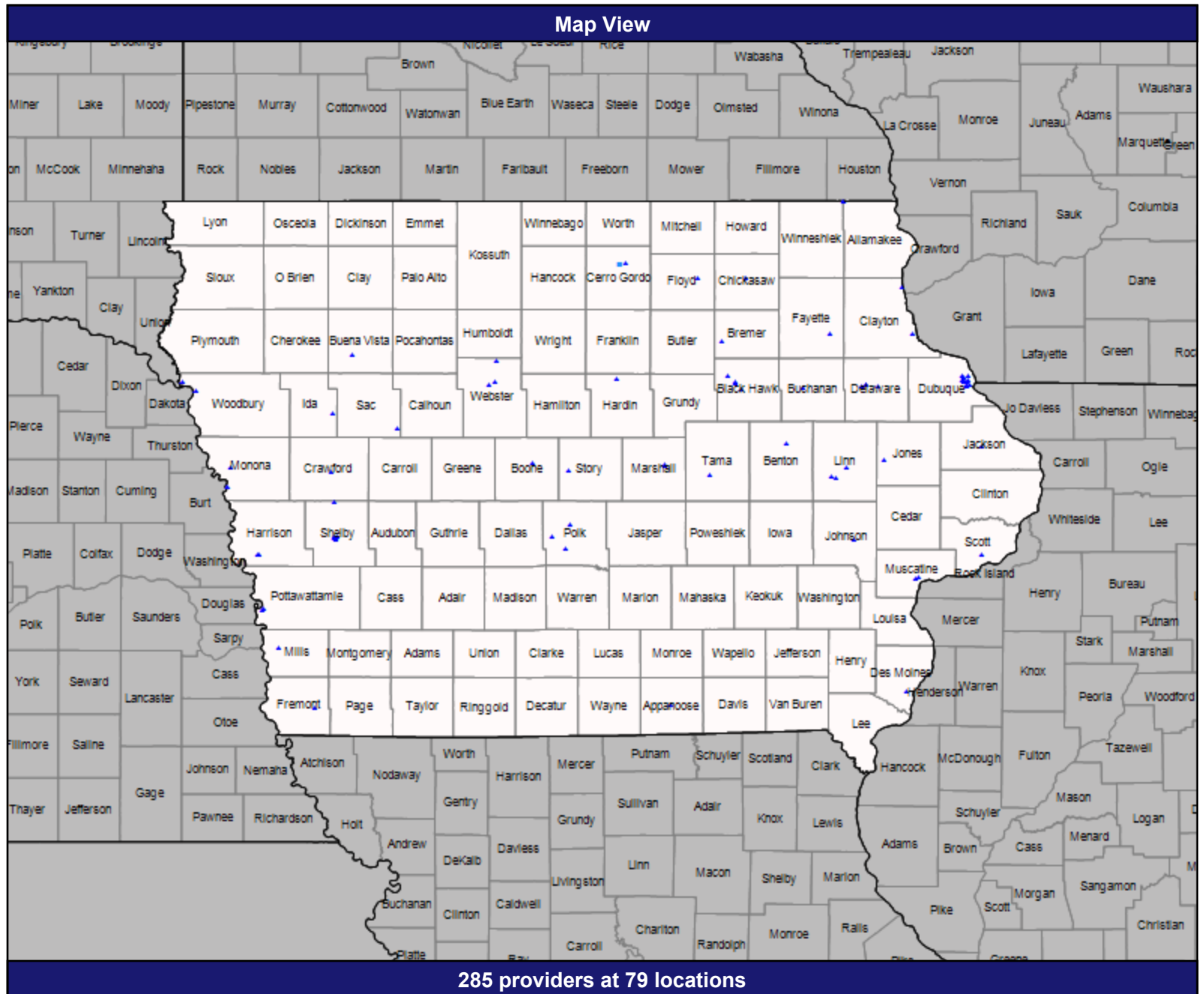
Total Providers: 285

- Single providers (1)
- ▲ Multiple providers (78)

Service Areas

□ Iowa

54.59 miles



Long - Term Care Services - BI: Prevocational Services - BI Urban Members - < 100% Standard

June 16, 2021

BI : Prevocational Services

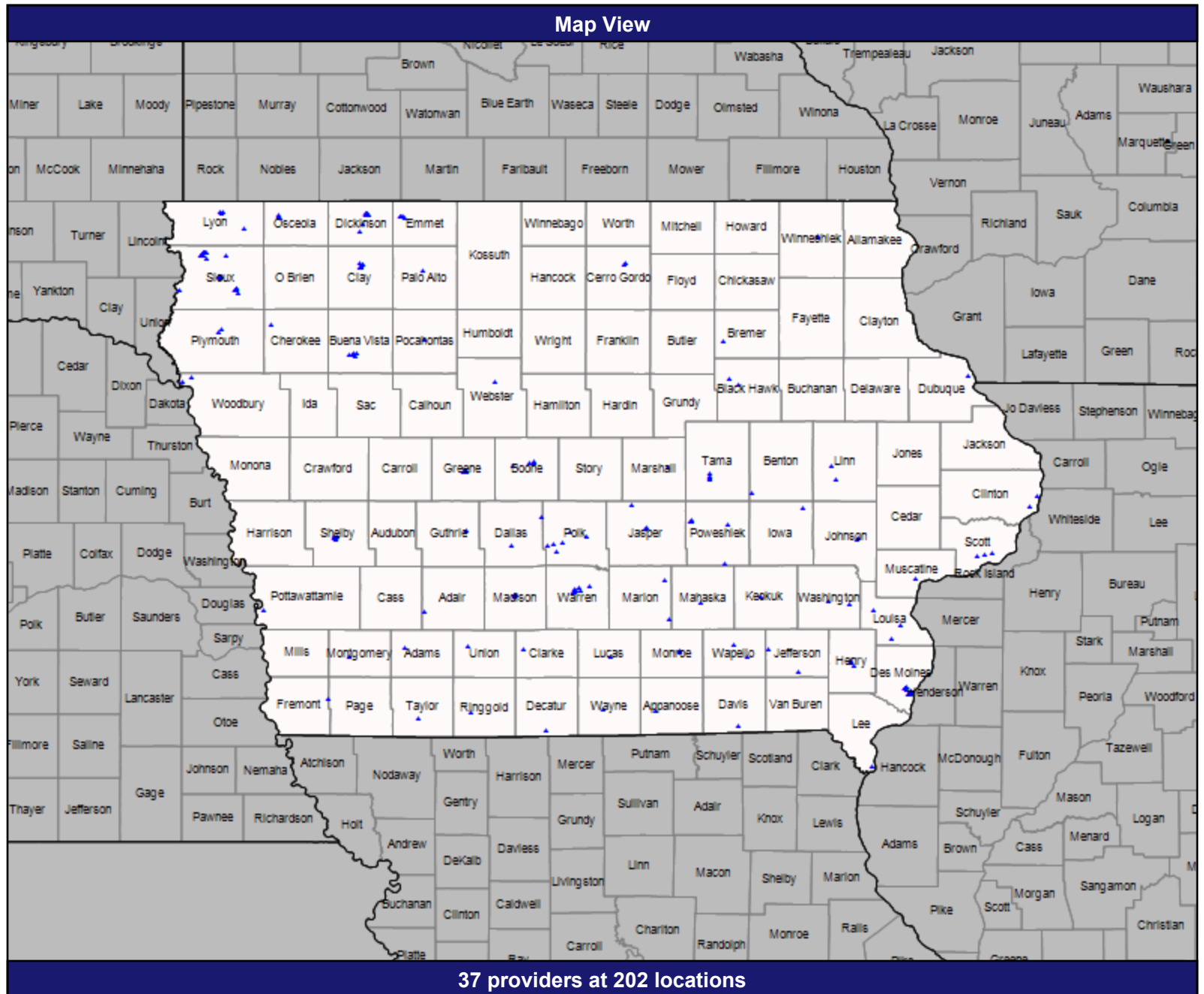
Total Providers: 37

- Single providers (0)
- ▲ Multiple providers (202)

Service Areas

□ Iowa

54.59 miles



Long - Term Care Services - BI - Transportation - BI Urban Members - < 100% Standard

June 16, 2021

BI - Transportation

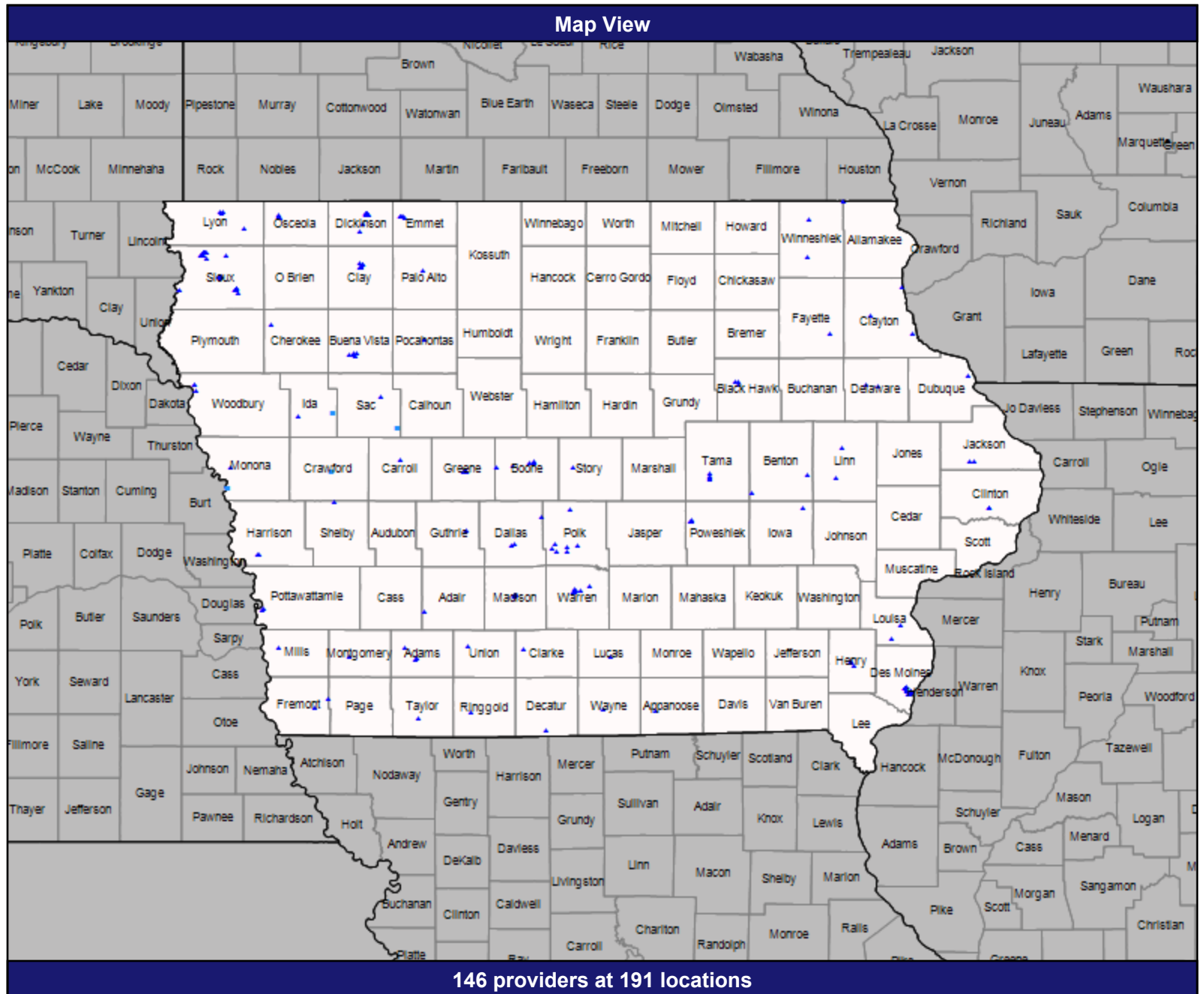
Total Providers: 146

- Single providers (4)
- ▲ Multiple providers (187)

Service Areas

□ Iowa

54.59 miles



Long - Term Care Services - BI - Transportation - BI Rural Members - < 100% Standard

June 16, 2021

BI - Transportation

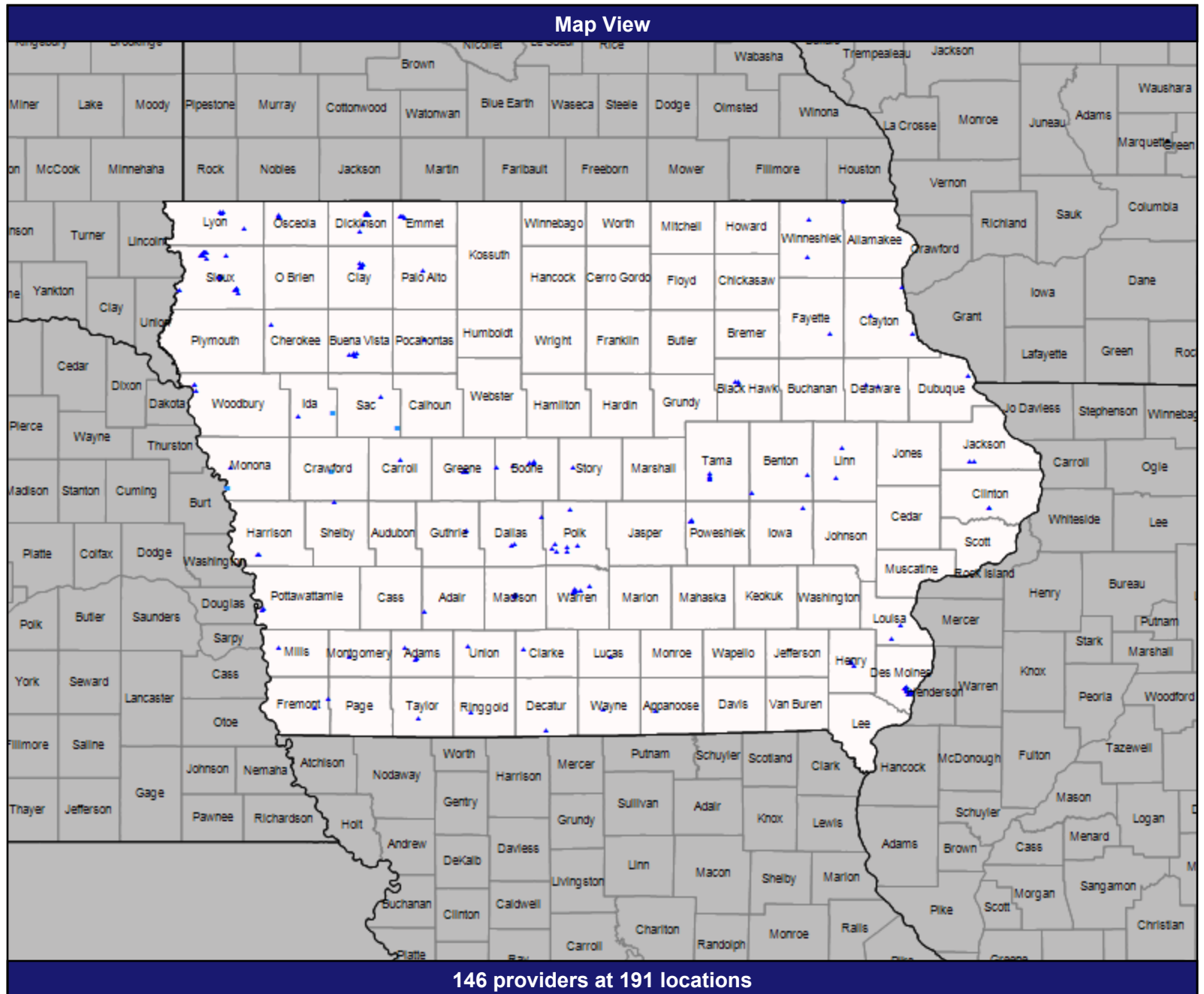
Total Providers: 146

- Single providers (4)
- ▲ Multiple providers (187)

Service Areas

□ Iowa

54.59 miles



Long - Term Care Services - Elderly: Adult Day Care - Elderly Urban Members - < 100% Standard

June 16, 2021

Elderly : Adult Day Care

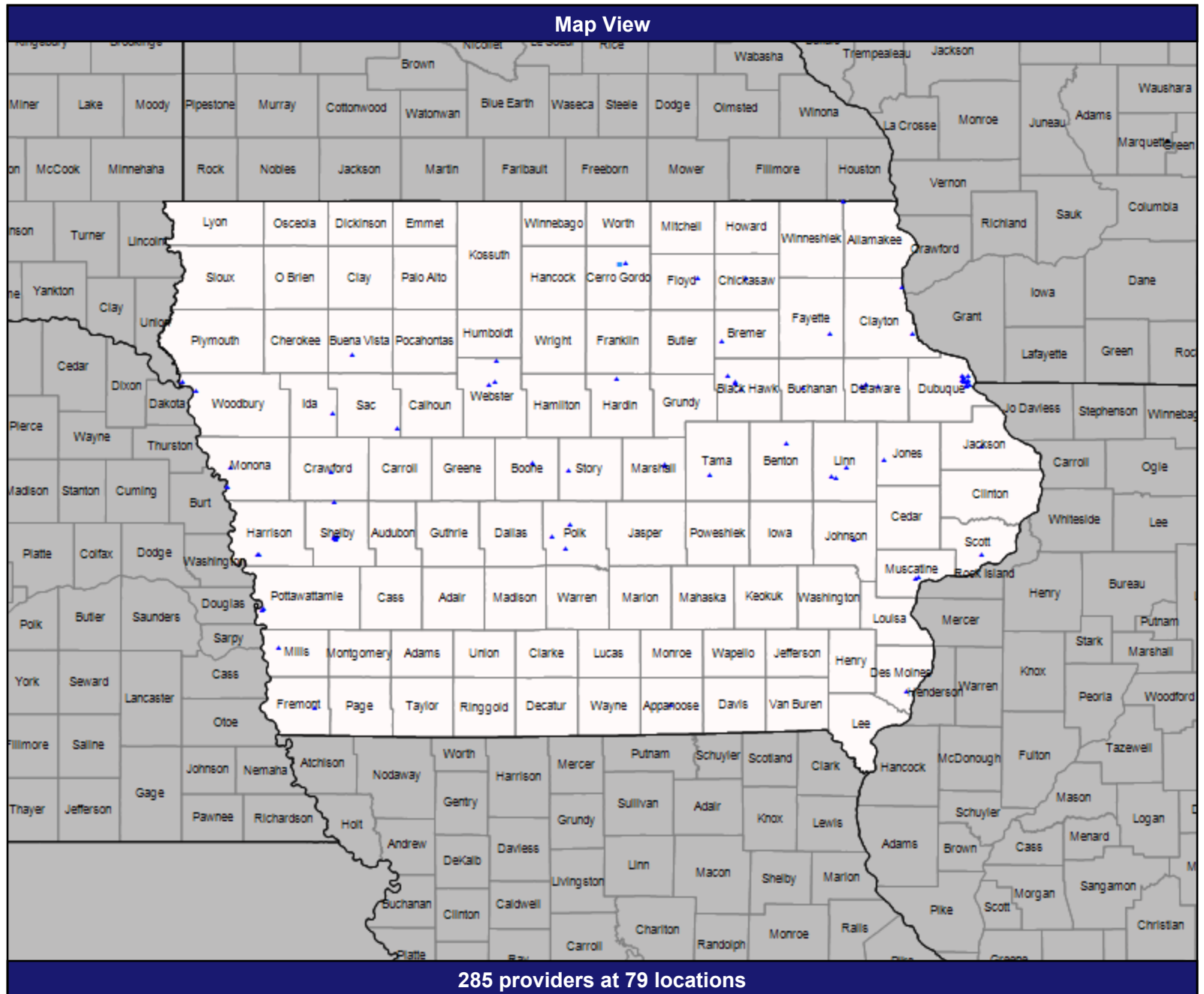
Total Providers: 285

- Single providers (1)
- ▲ Multiple providers (78)

Service Areas

□ Iowa

54.59 miles



Long - Term Care Services - Elderly: Adult Day Care - Elderly Rural Members - < 100% Standard

June 16, 2021

Elderly : Adult Day Care

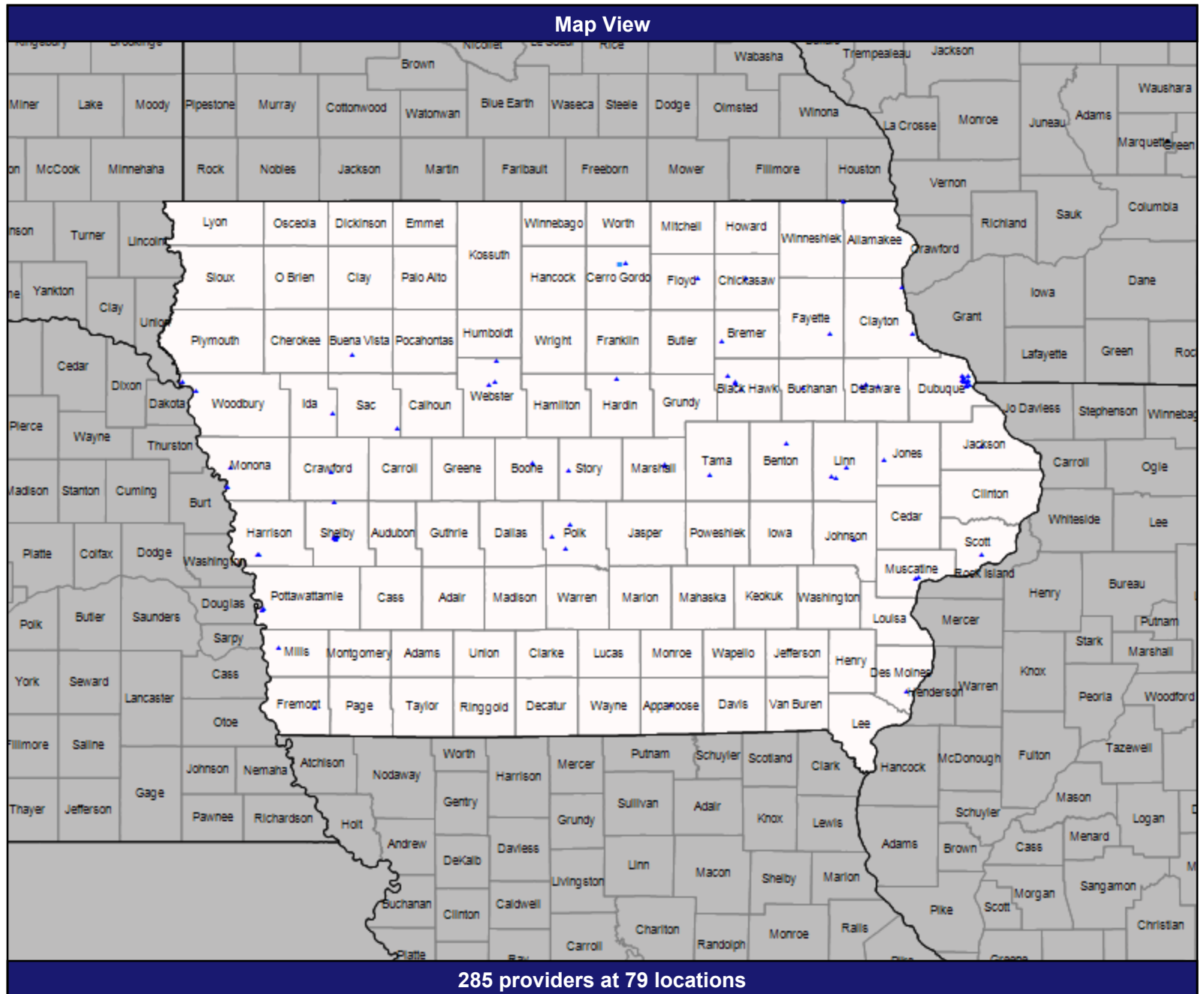
Total Providers: 285

- Single providers (1)
- ▲ Multiple providers (78)

Service Areas

□ Iowa

54.59 miles



Long - Term Care Services - Elderly - Transportation - Elderly Urban Members - < 100% Standard

June 16, 2021

Elderly - Transportation

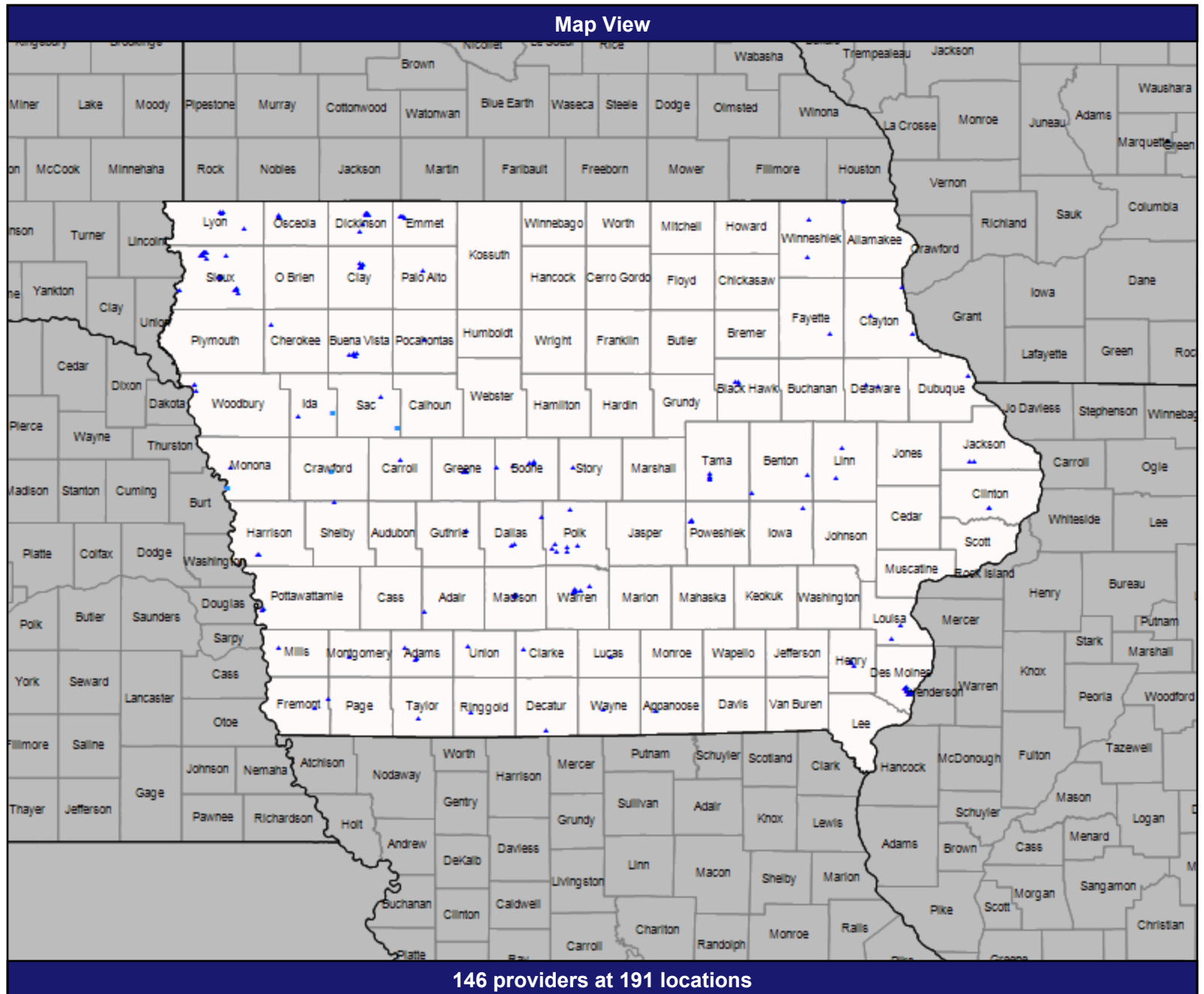
Total Providers: 146

- Single providers (4)
- ▲ Multiple providers (187)

Service Areas

□ Iowa

54.59 miles



Long - Term Care Services - Elderly - Transportation - Elderly Rural Members - < 100% Standard

June 16, 2021

Elderly - Transportation

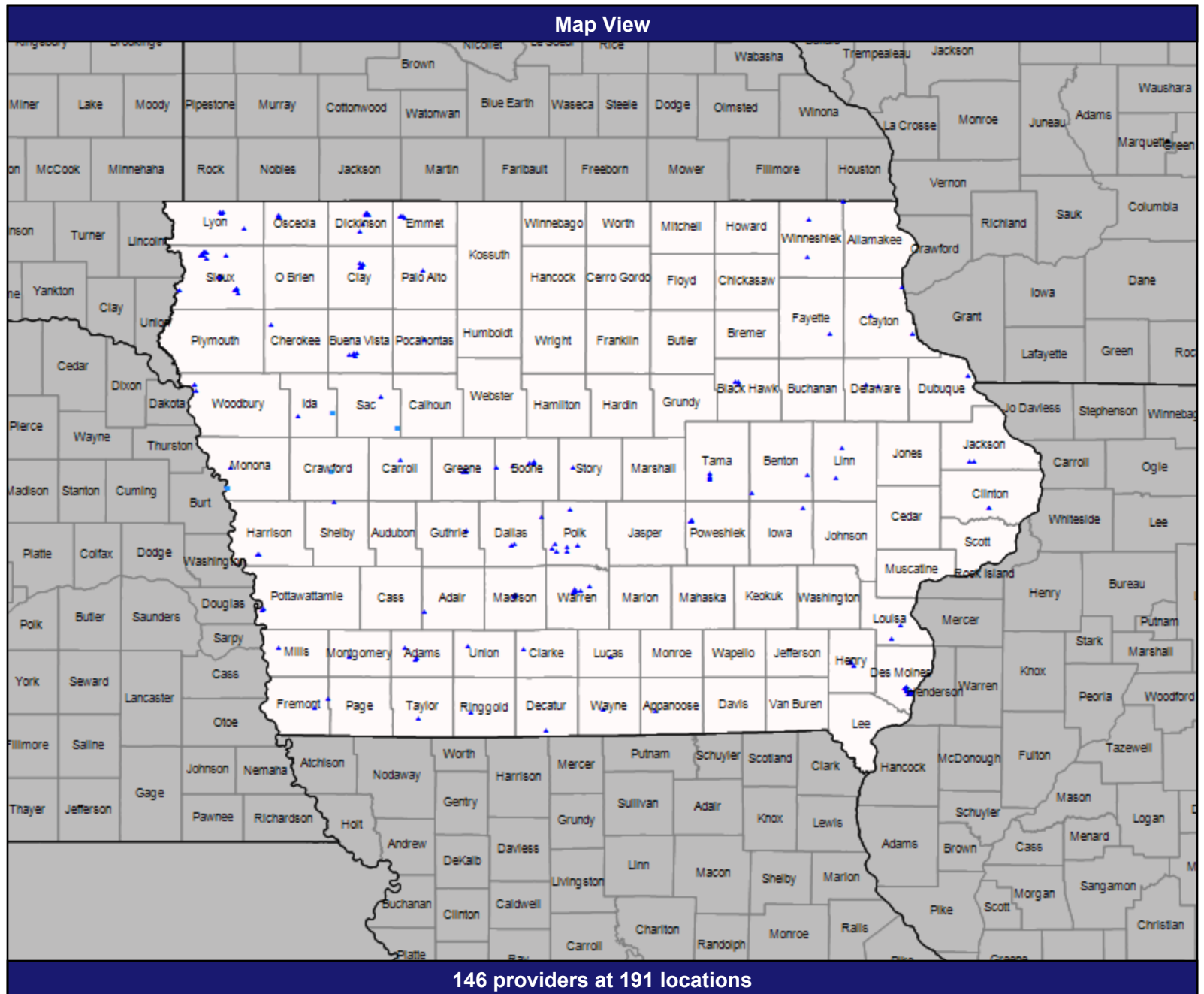
Total Providers: 146

- Single providers (4)
- ▲ Multiple providers (187)

Service Areas

□ Iowa

54.59 miles



Long - Term Care Services - HD: Adult Day Care - HD Urban Members - < 100% Standard

June 16, 2021

HD : Adult Day Care

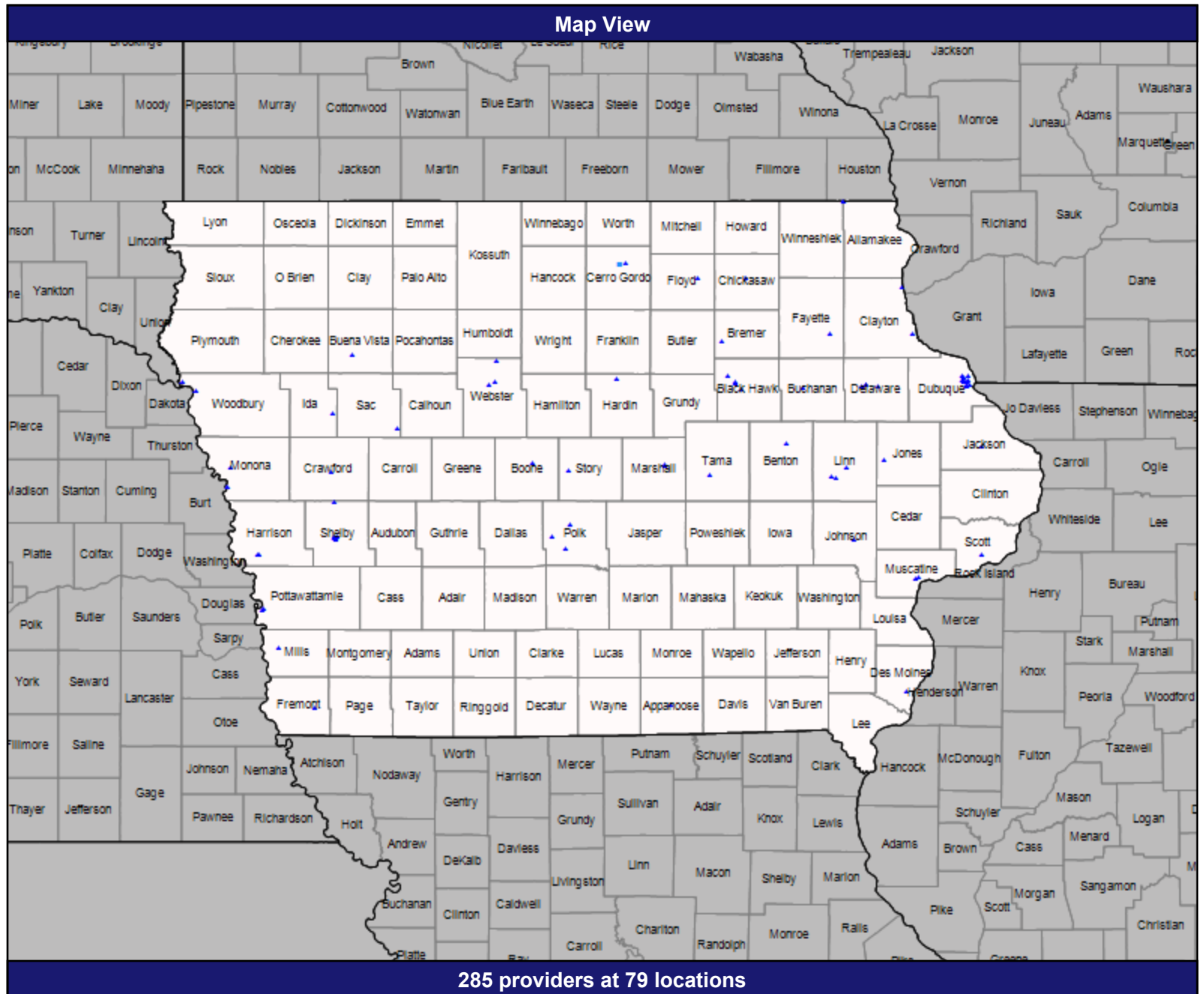
Total Providers: 285

- Single providers (1)
- ▲ Multiple providers (78)

Service Areas

□ Iowa

54.59 miles



Long - Term Care Services - HD: Adult Day Care - HD Rural Members - < 100% Standard

June 16, 2021

HD : Adult Day Care

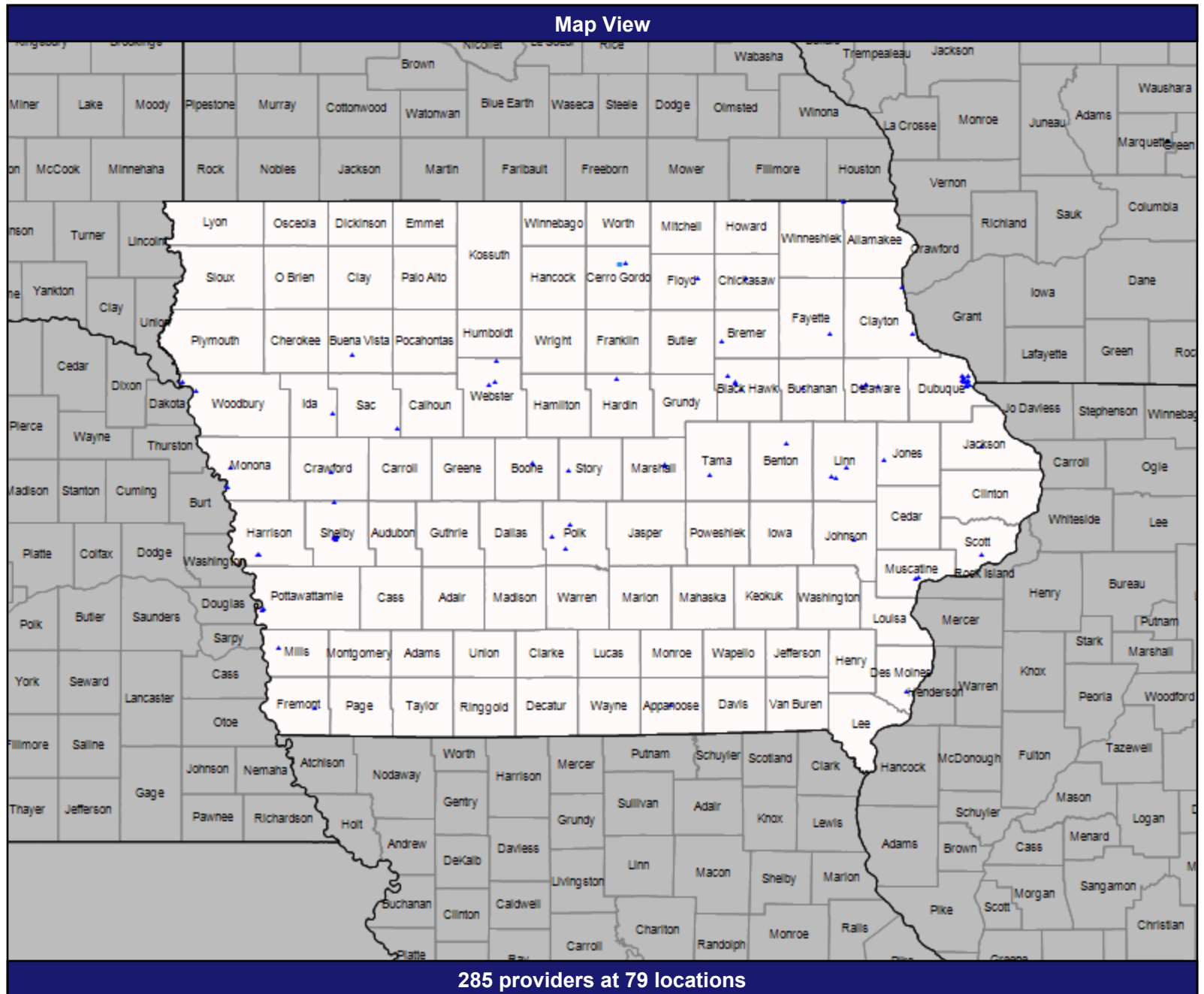
Total Providers: 285

- Single providers (1)
- ▲ Multiple providers (78)

Service Areas

□ Iowa

54.59 miles



Long - Term Care Services - HD - Counseling Services - HD Urban Members - < 100% Standard

June 16, 2021

HD : Counseling Services

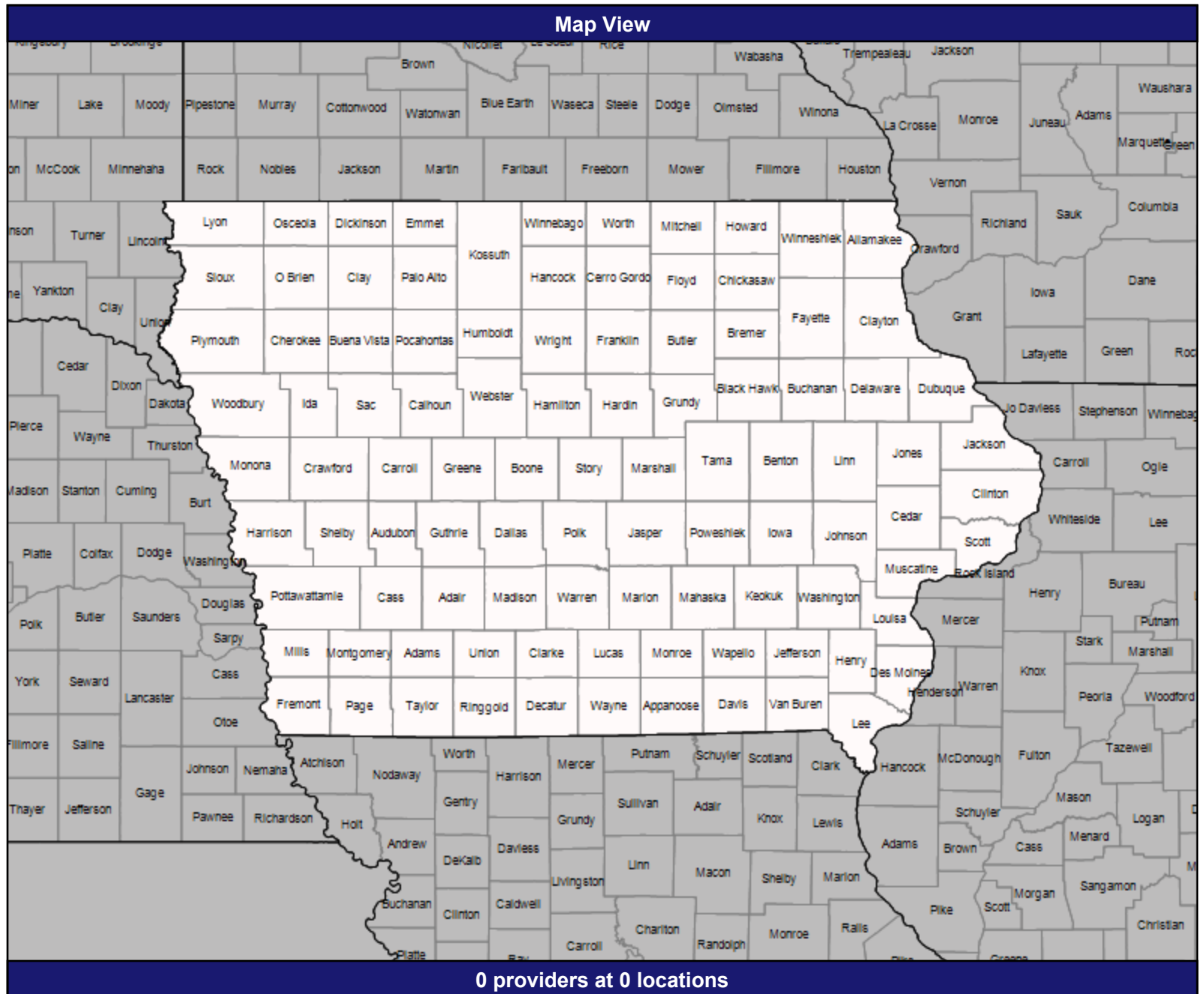
Total Providers: 0

- Single providers (0)
- ▲ Multiple providers (0)

Service Areas

□ Iowa

54.59 miles



Long - Term Care Services - HD - Counseling Services - HD Rural Members - < 100% Standard

June 16, 2021

HD : Counseling Services

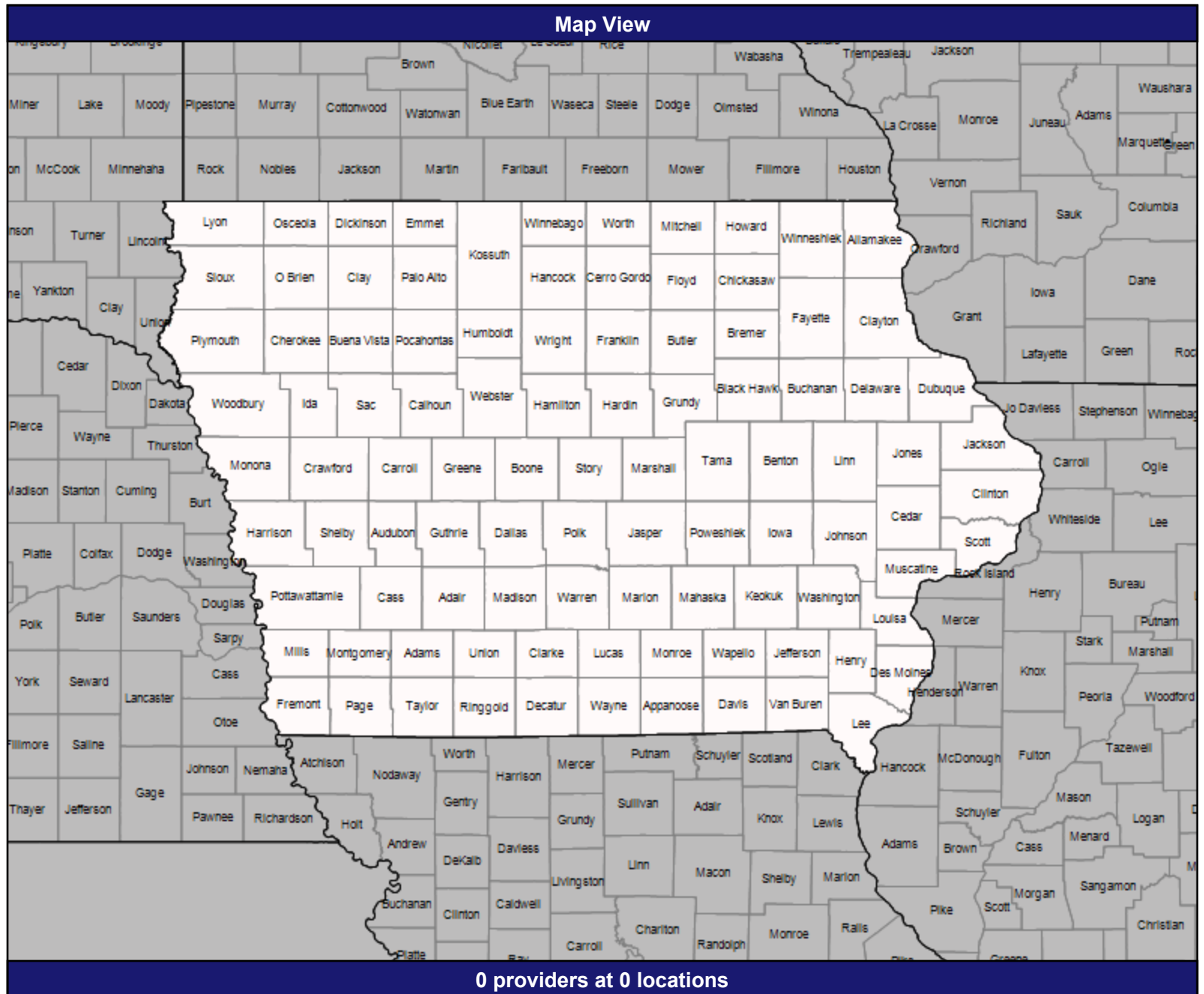
Total Providers: 0

- Single providers (0)
- ▲ Multiple providers (0)

Service Areas

□ Iowa

54.59 miles



Long - Term Care Services - ID: Adult Day Care - ID Urban Members - < 100% Standard

June 16, 2021

ID : Adult Day Care

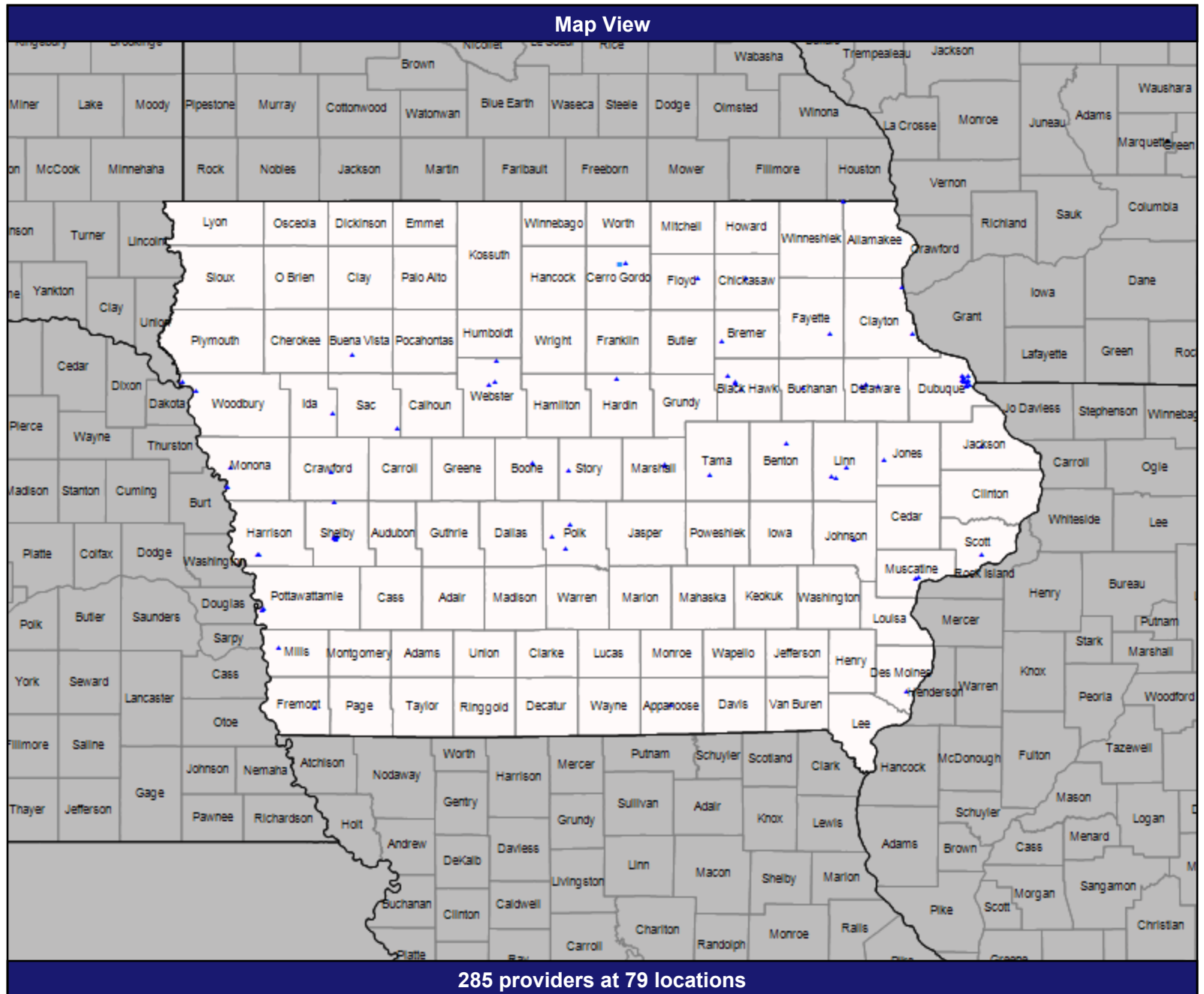
Total Providers: 285

- Single providers (1)
- ▲ Multiple providers (78)

Service Areas

□ Iowa

54.59 miles



Long - Term Care Services - ID: Adult Day Care - ID Rural Members - < 100% Standard

June 16, 2021

ID : Adult Day Care

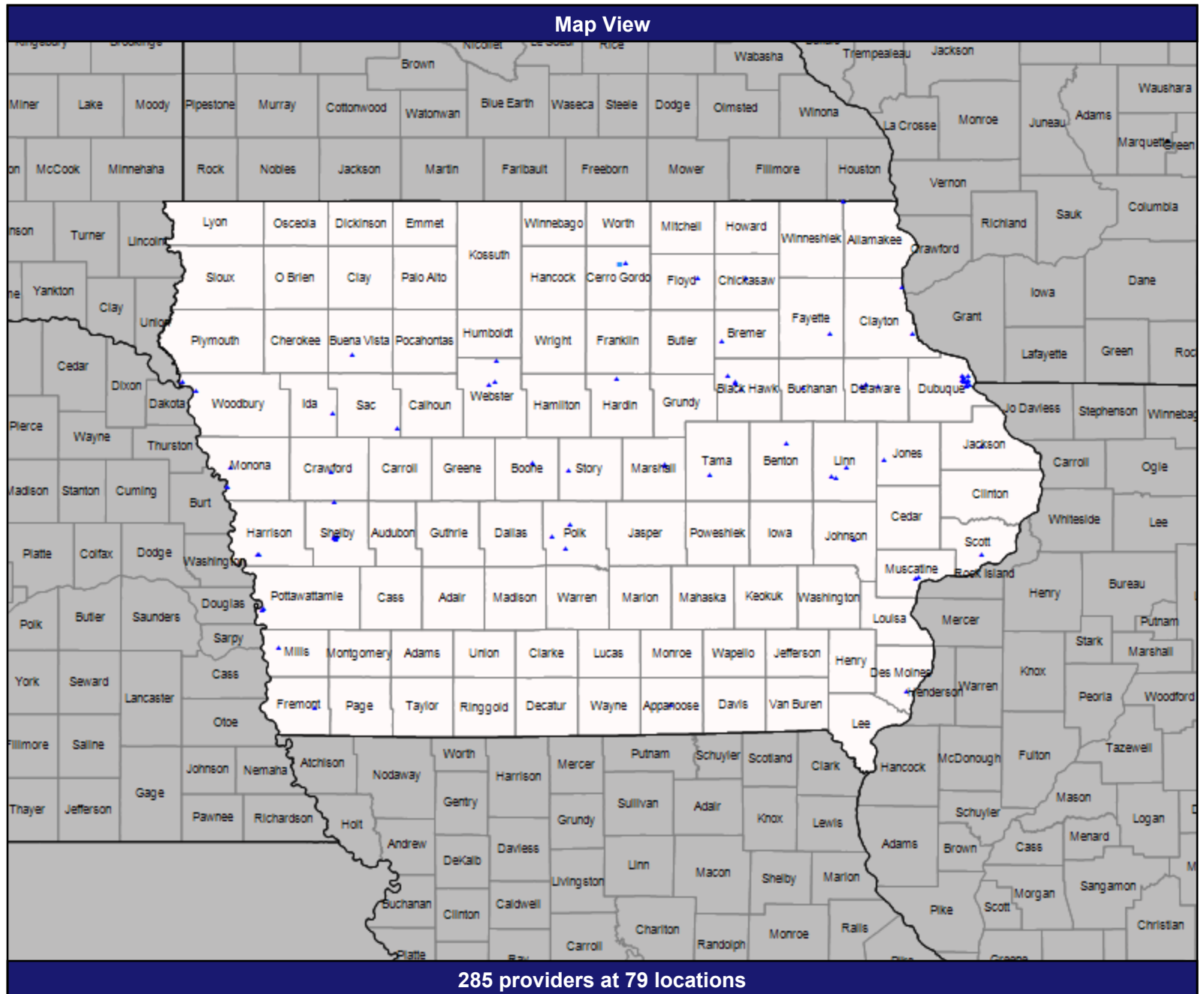
Total Providers: 285

- Single providers (1)
- ▲ Multiple providers (78)

Service Areas

□ Iowa

54.59 miles



Long - Term Care Services - ID: Prevocational Services - ID Urban Members - < 100% Standard

June 16, 2021

ID : Prevocational Services

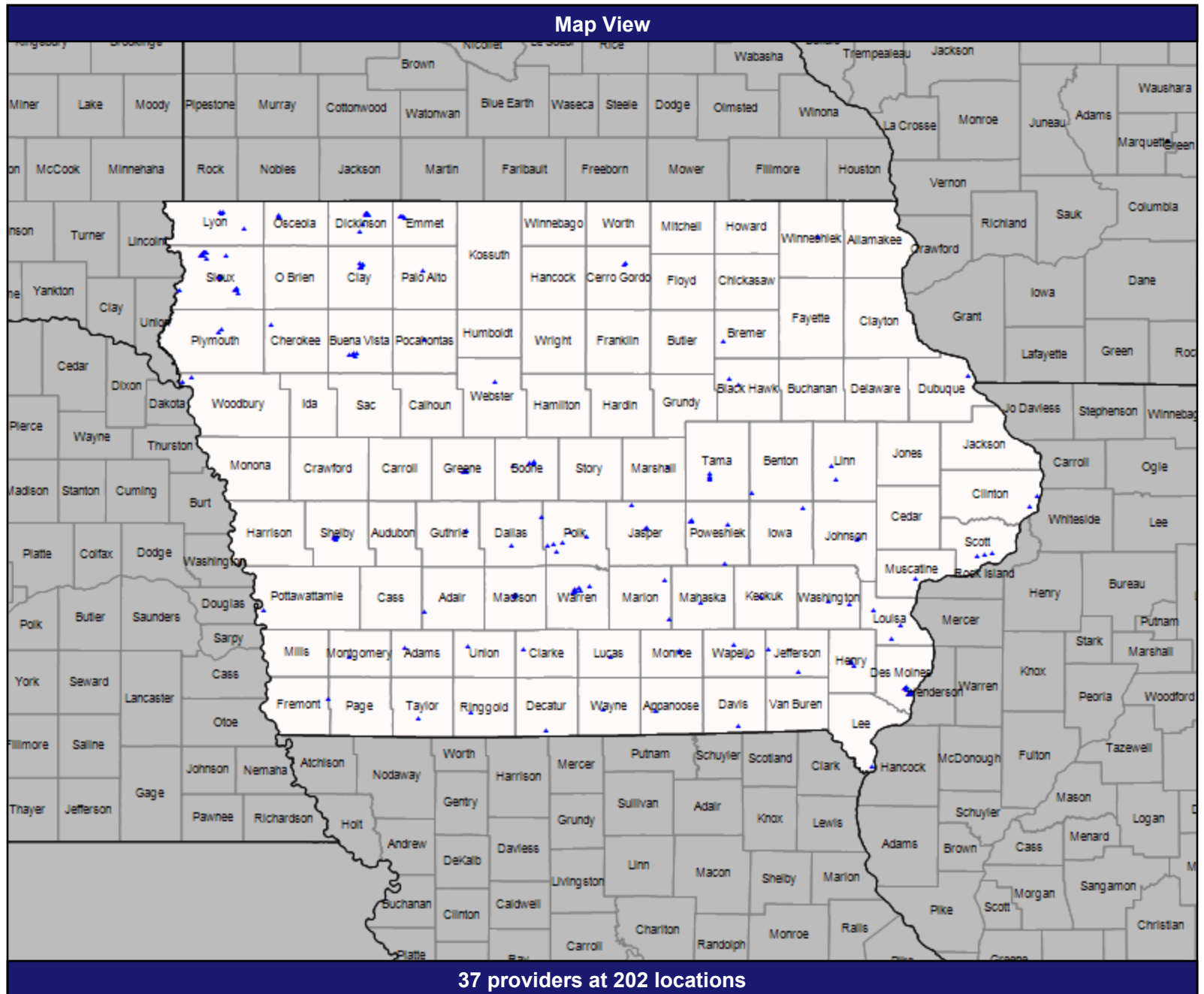
Total Providers: 37

- Single providers (0)
- ▲ Multiple providers (202)

Service Areas

□ Iowa

54.59 miles



Long - Term Care Services - ID - Transportation - ID Urban Members - < 100% Standard

June 16, 2021

ID - Transportation

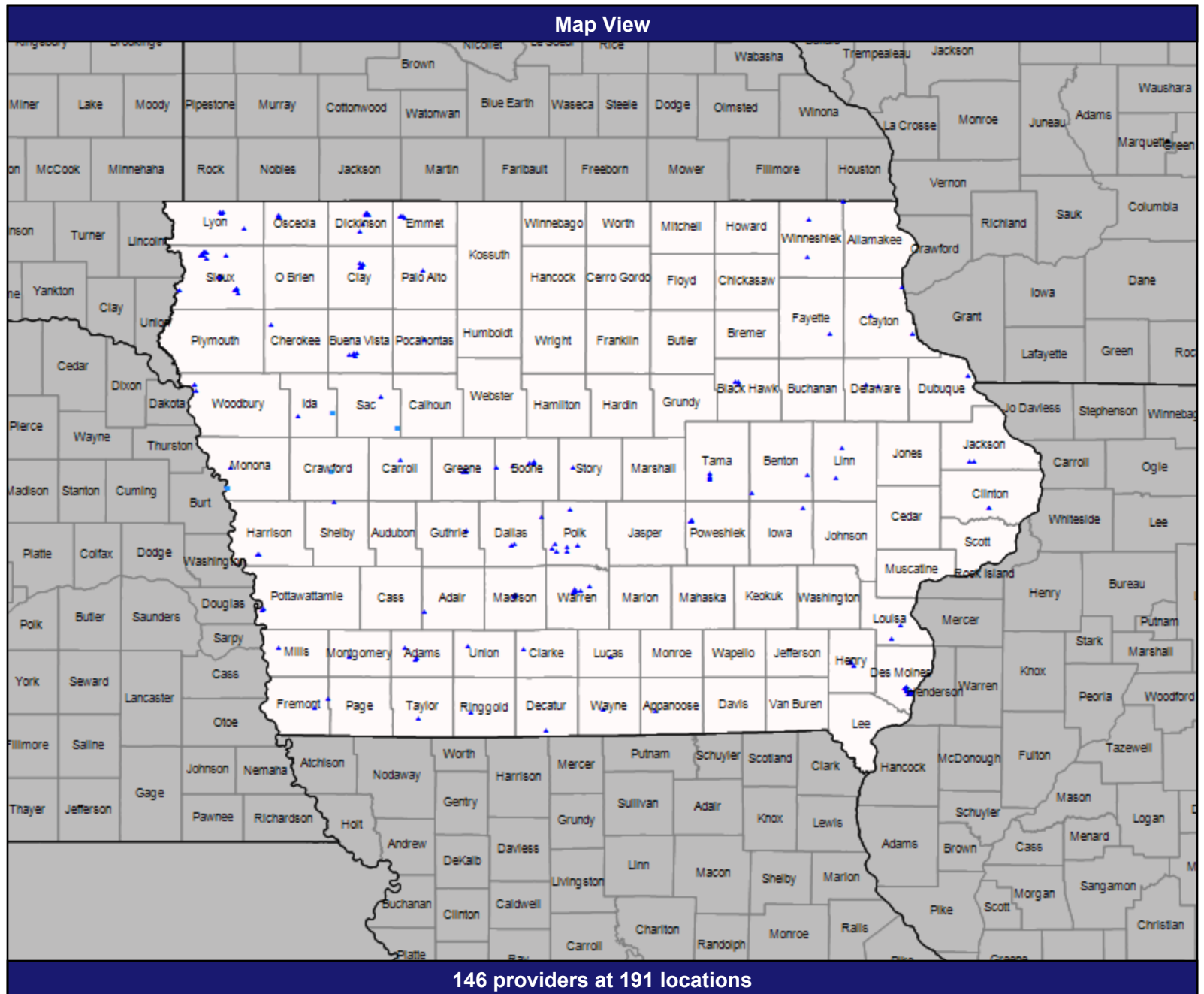
Total Providers: 146

- Single providers (4)
- ▲ Multiple providers (187)

Service Areas

□ Iowa

54.59 miles



Long - Term Care Services - ID - Transportation - ID Rural Members - < 100% Standard

June 16, 2021

ID - Transportation

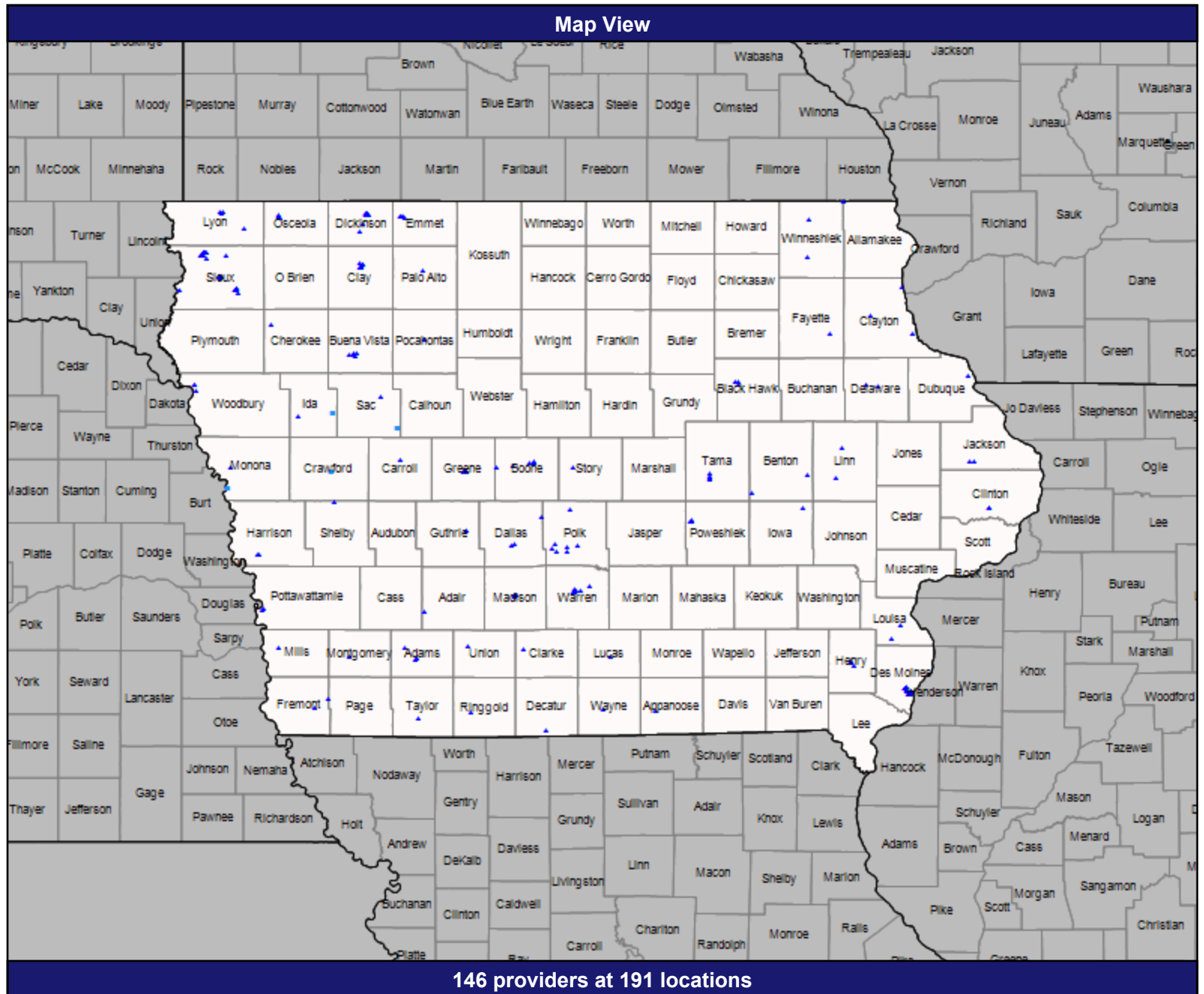
Total Providers: 146

- Single providers (4)
- ▲ Multiple providers (187)

Service Areas

□ Iowa

54.59 miles



Long - Term Care Services - PD - Transportation - PD Urban Members - < 100% Standard

June 16, 2021

PD - Transportation

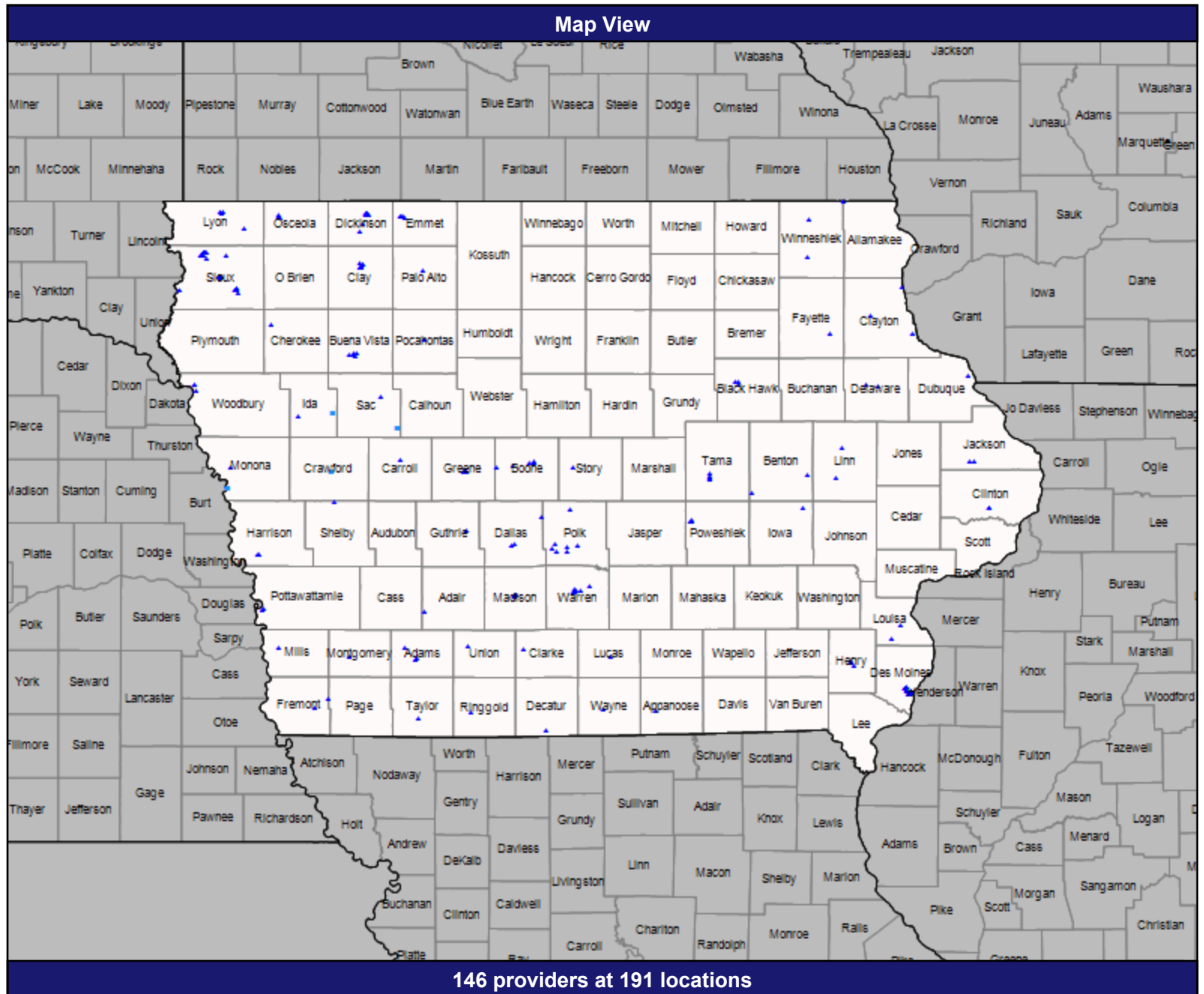
Total Providers: 146

- Single providers (4)
- ▲ Multiple providers (187)

Service Areas

□ Iowa

54.59 miles



Long - Term Care Services - PD - Transportation - PD Rural Members - < 100% Standard

June 16, 2021

PD - Transportation

Total Providers: 146

- Single providers (4)
- ▲ Multiple providers (187)

Service Areas

□ Iowa

54.59 miles

