

Network Access Analysis

Dental Wellness Plan

Delta Dental of Iowa

July 15, 2021

Contents

Report Contents

Access Overview 30 Miles	3
<i>DWP Members: DWP All Providers, DWP Members: DWP General Practitioner, DWP Members: DWP Oral Surgeon, DWP Members: DWP Endodontist, DWP Members: DWP Orthodontist, DWP Members: DWP Periodontist, DWP Members: DWP Prosthodontist</i>	
Access Overview 60 Miles	10
<i>DWP Members: DWP All Providers, DWP Members: DWP General Practitioner, DWP Members: DWP Oral Surgeon, DWP Members: DWP Endodontist, DWP Members: DWP Orthodontist, DWP Members: DWP Periodontist, DWP Members: DWP Prosthodontist</i>	
Access Overview 90 Miles	17
<i>DWP Members: DWP All Providers, DWP Members: DWP General Practitioner, DWP Members: DWP Oral Surgeon, DWP Members: DWP Endodontist, DWP Members: DWP Orthodontist, DWP Members: DWP Periodontist, DWP Members: DWP Prosthodontist</i>	
DWP General Practitioner Access Map	24
DWP Oral Surgeon Access Map	25
DWP Endodontist Access Map	26
DWP Periodontist Access Map	27
DWP Prosthodontist Access Map	28
DWP Orthodontist Access Map	29
Access Summary By State	30
<i>DWP Members: DWP General Practitioner, DWP Members: DWP General Practitioner, DWP Members: DWP General Practitioner, DWP Members: DWP Oral Surgeon, DWP Members: DWP Oral Surgeon, DWP Members: DWP Oral Surgeon, DWP Members: DWP Endodontist, DWP Members: DWP Endodontist, DWP Members: DWP Endodontist, DWP Members: DWP Periodontist, DWP Members: DWP Periodontist, DWP Members: DWP Periodontist, DWP Members: DWP Prosthodontist, DWP Members: DWP Prosthodontist, DWP Members: DWP Prosthodontist, DWP Members: DWP Orthodontist, DWP Members: DWP Orthodontist, DWP Members: DWP Orthodontist, DWP Members: DWP All Providers</i>	
Access Summary By City	31
<i>DWP Members: DWP General Practitioner, DWP Members: DWP General Practitioner, DWP Members: DWP General Practitioner, DWP Members: DWP Oral Surgeon, DWP Members: DWP Oral Surgeon, DWP Members: DWP Oral Surgeon, DWP Members: DWP Endodontist, DWP Members: DWP Endodontist, DWP Members: DWP Endodontist, DWP Members: DWP Periodontist, DWP Members: DWP Periodontist, DWP Members: DWP Periodontist, DWP Members: DWP Prosthodontist, DWP Members: DWP Prosthodontist, DWP Members: DWP Prosthodontist, DWP Members: DWP Orthodontist, DWP Members: DWP Orthodontist, DWP Members: DWP Orthodontist, DWP Members: DWP All Providers</i>	

Access Overview 30 Miles

July 15, 2021

Access Analysis

DWP Network

Member / Provider Groups

DWP Members

DWP All Providers

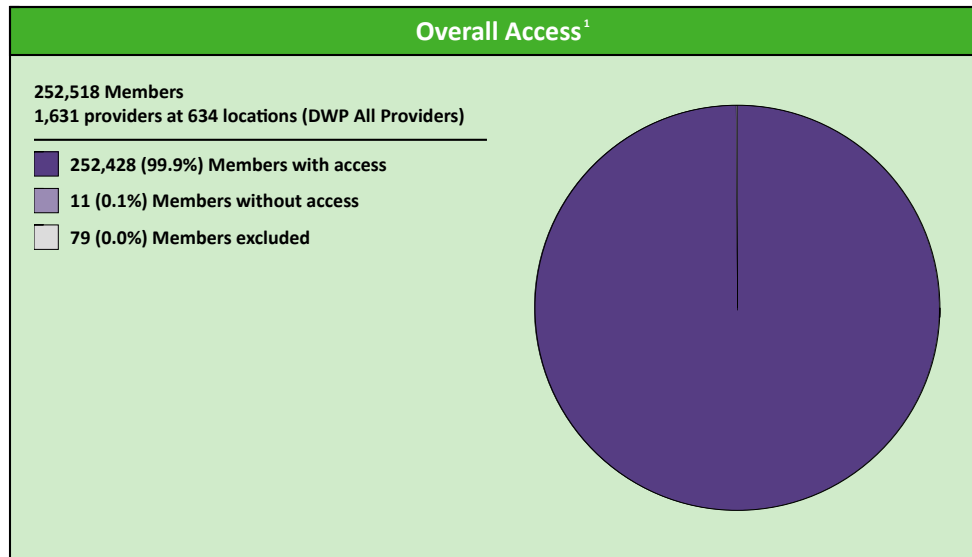
Comparison Graph

Percent of members with access to a choice of providers over miles

- 1st closest
- 2nd closest

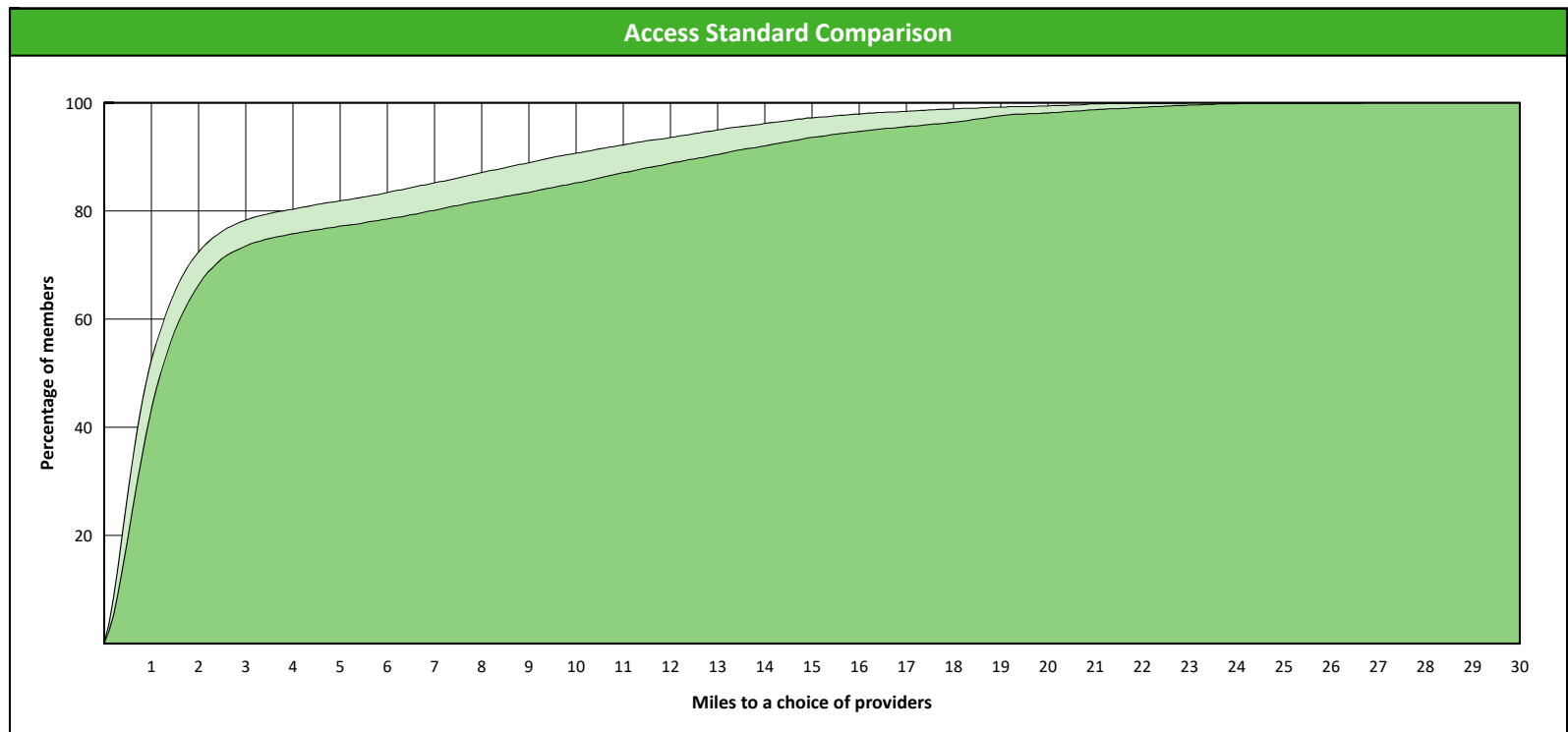
¹ The Access Standard is defined as (DWP Members) members accessing:

1 (DWP All Providers) provider in 30 miles and 30 minutes



Distances/Times

	Average
Distance/Time to 1st closest provider	2.8 miles 3.2 mins
Distance/Time to 2nd closest provider	3.8 miles 4.2 mins



Access Overview 30 Miles

July 15, 2021

Access Analysis

DWP Network

Member / Provider Groups

DWP Members

DWP General Practitioner


Comparison Graph

Percent of members with access to a choice of providers over miles

- 1st closest
- 2nd closest

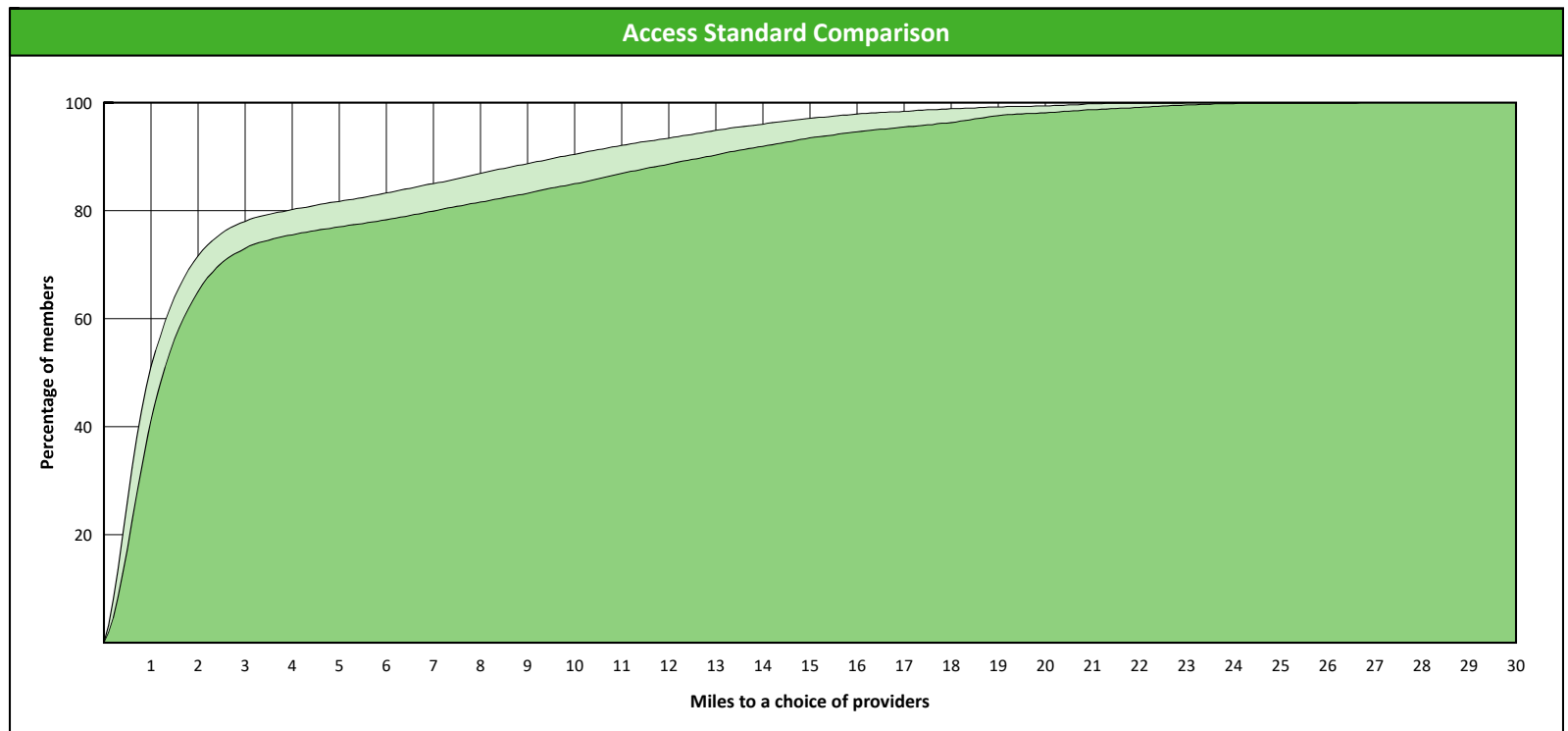
¹ The Access Standard is defined as (DWP Members) members accessing:

1 (DWP General Practitioner) provider in 30 miles and 30 minutes



Distances/Times

	Average
Distance/Time to 1st closest provider	2.9 miles 3.2 mins
Distance/Time to 2nd closest provider	3.8 miles 4.3 mins



Access Overview 30 Miles

July 15, 2021

Access Analysis

DWP Network

Member / Provider Groups

DWP Members

DWP Oral Surgeon


Comparison Graph

Percent of members with access to a choice of providers over miles

- 1st closest
- 2nd closest

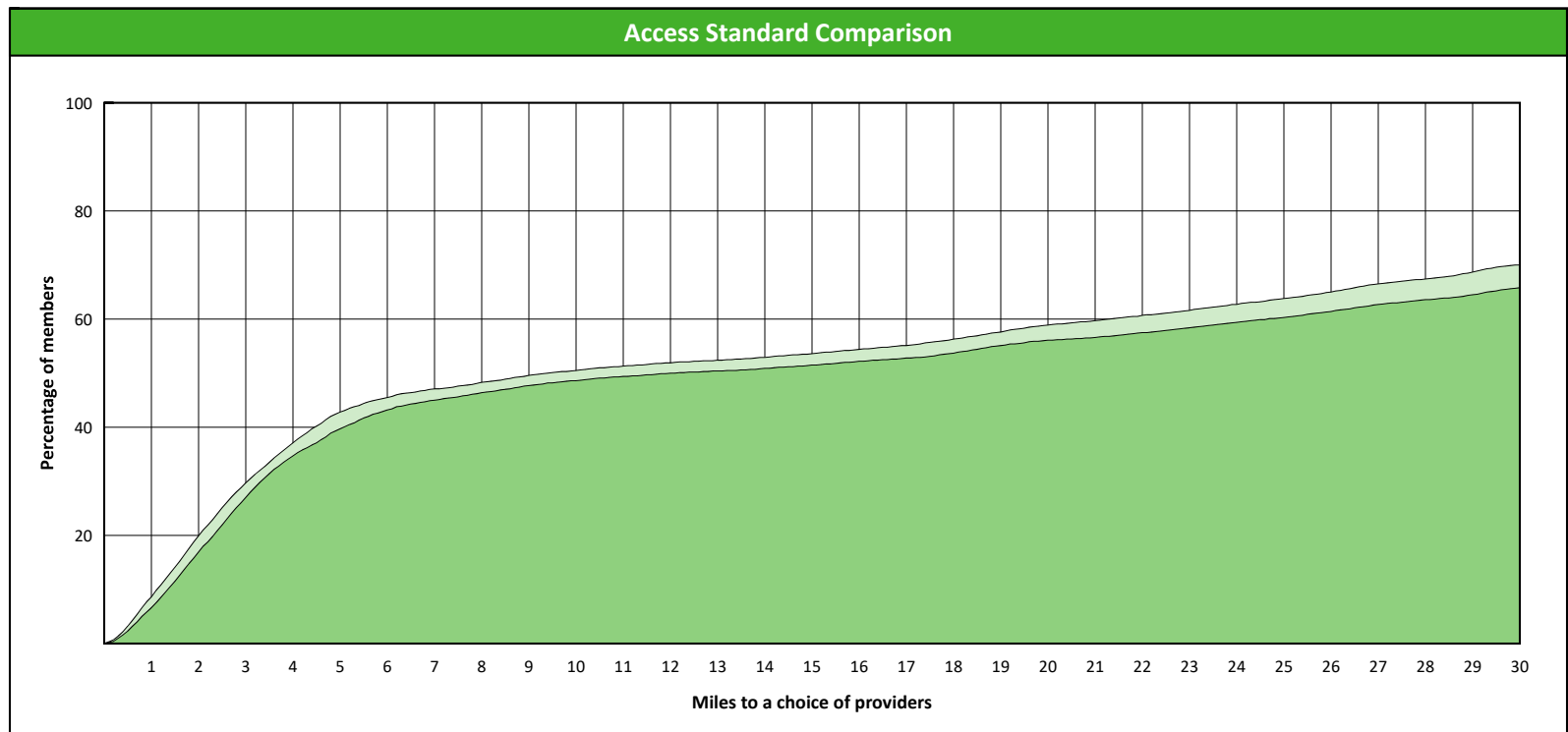
¹ The Access Standard is defined as (DWP Members) members accessing:

1 (DWP Oral Surgeon) provider in 30 miles and 30 minutes



Distances/Times

	Average
Distance/Time to 1st closest provider	19.3 miles 21.9 mins
Distance/Time to 2nd closest provider	21.5 miles 24.9 mins



Access Overview 30 Miles

July 15, 2021

Access Analysis

DWP Network

Member / Provider Groups

DWP Members

DWP Endodontist

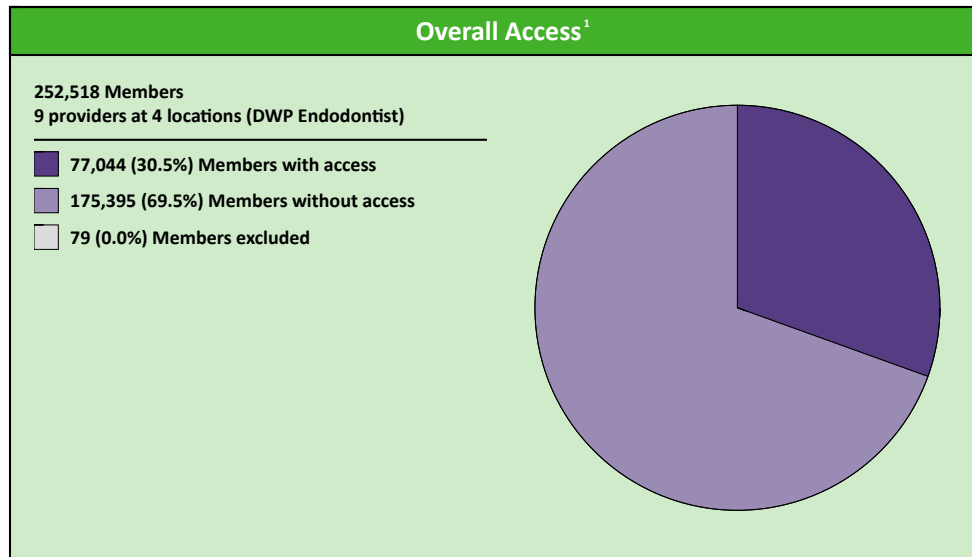
Comparison Graph

Percent of members with access to a choice of providers over miles

- 1st closest
- 2nd closest

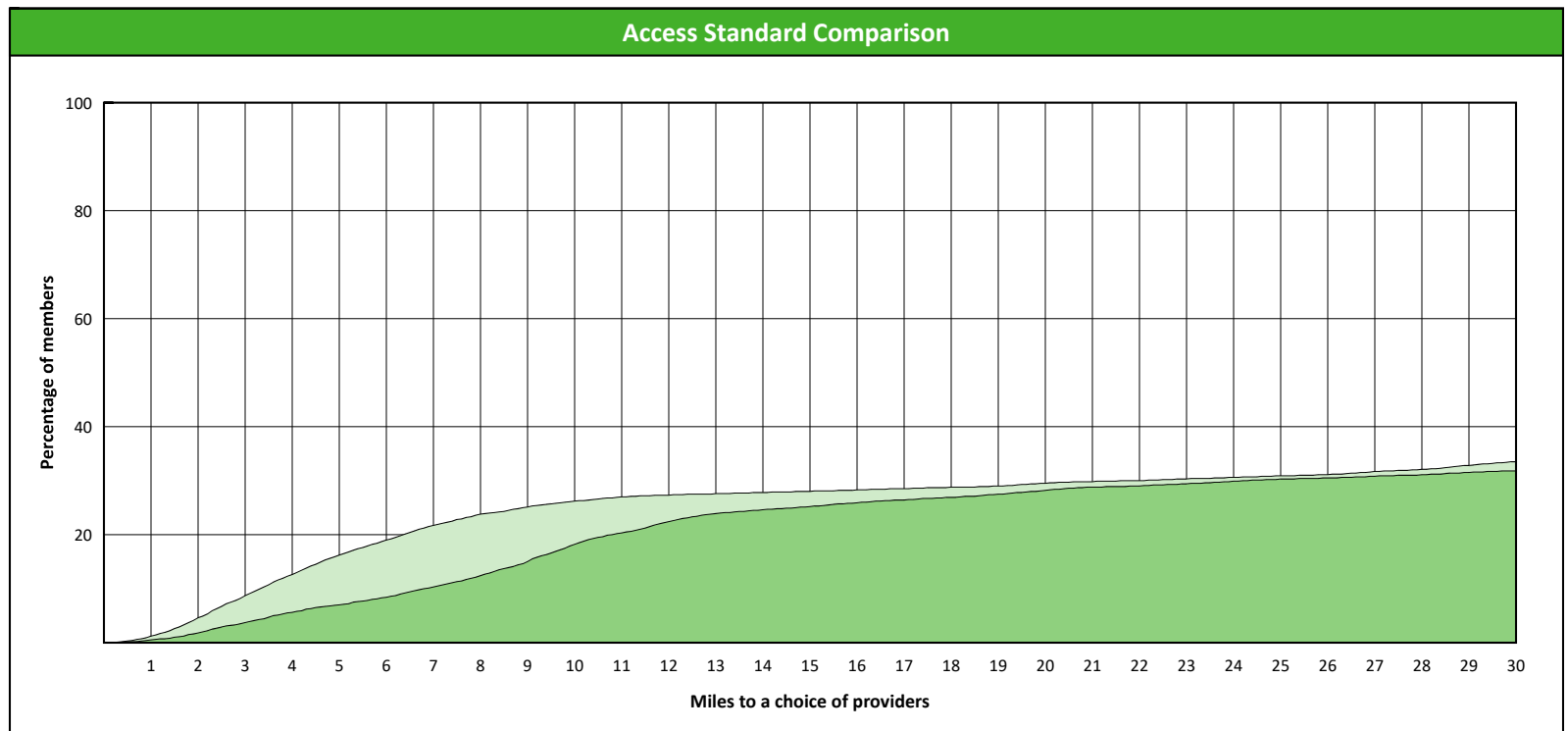
¹ The Access Standard is defined as (DWP Members) members accessing:

1 (DWP Endodontist) provider in 30 miles and 30 minutes



Distances/Times

	Average
Distance/Time to 1st closest provider	54.8 miles 70.7 mins
Distance/Time to 2nd closest provider	57.5 miles 80.0 mins



Access Overview 30 Miles

July 15, 2021

Access Analysis

DWP Network

Member / Provider Groups

DWP Members

DWP Orthodontist


Comparison Graph

Percent of members with access to a choice of providers over miles

- 1st closest
- 2nd closest

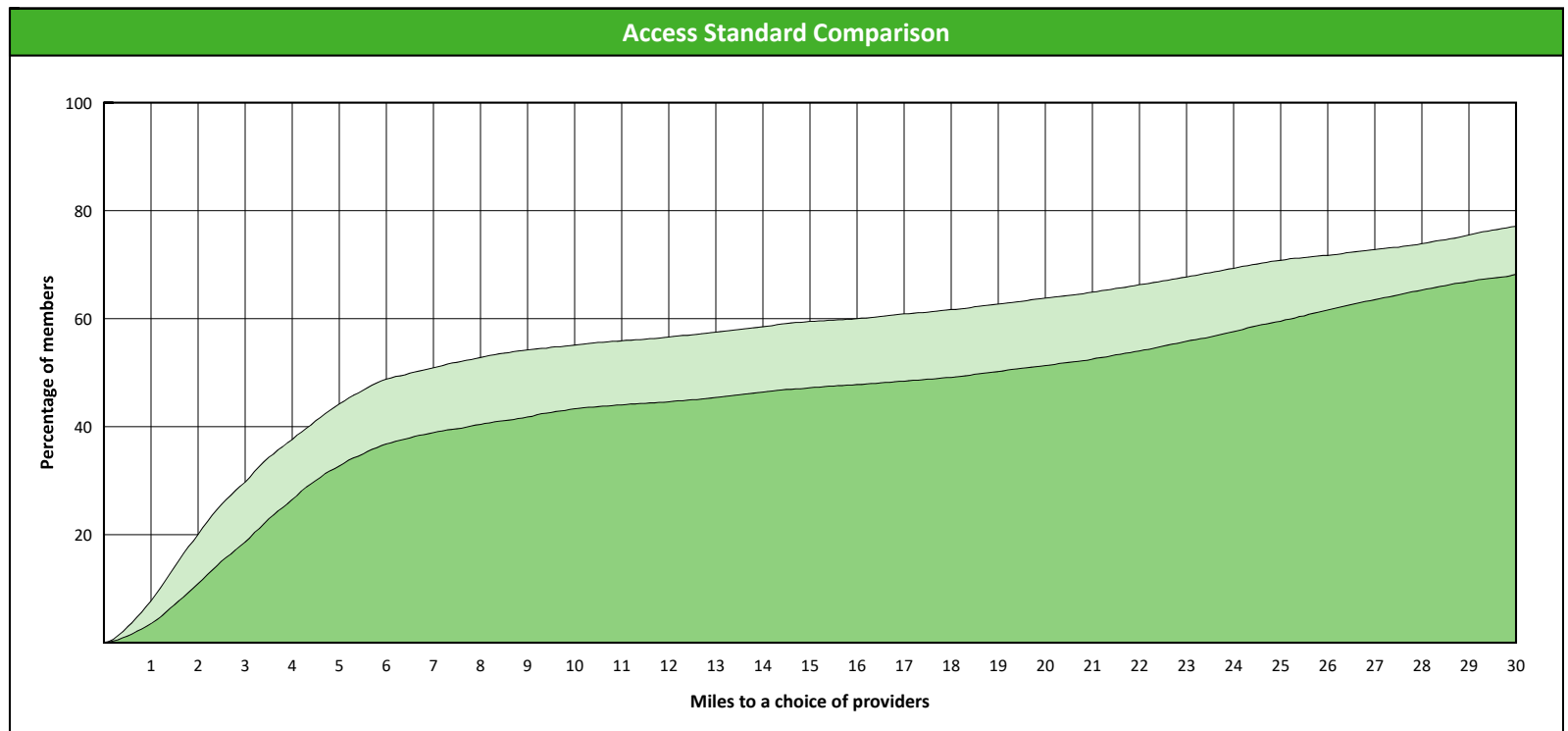
¹ The Access Standard is defined as (DWP Members) members accessing:

1 (DWP Orthodontist) provider in 30 miles and 30 minutes



Distances/Times

	Average
Distance/Time to 1st closest provider	17.0 miles 19.0 mins
Distance/Time to 2nd closest provider	22.0 miles 24.9 mins



Access Overview 30 Miles

July 15, 2021

Access Analysis

DWP Network

Member / Provider Groups

DWP Members

DWP Periodontist

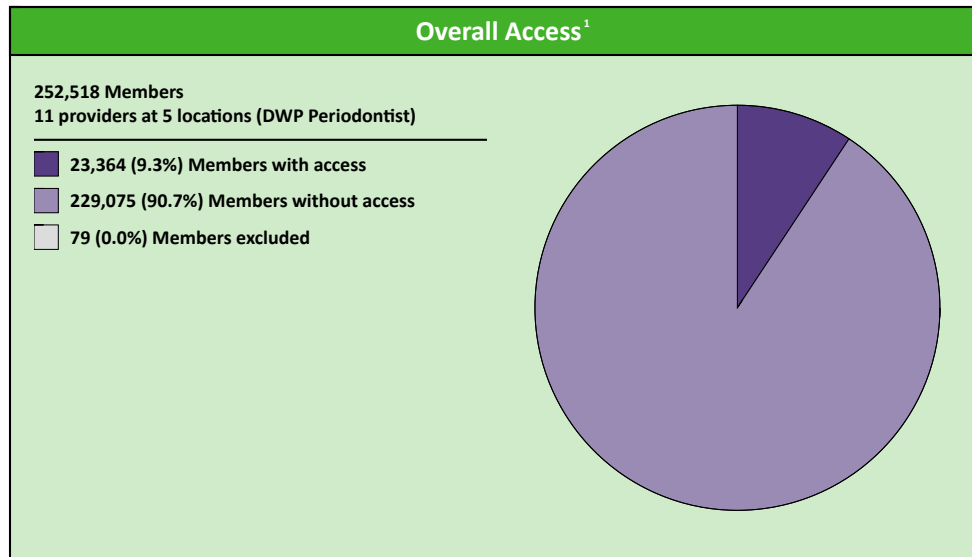
Comparison Graph

Percent of members with access to a choice of providers over miles

- 1st closest
- 2nd closest

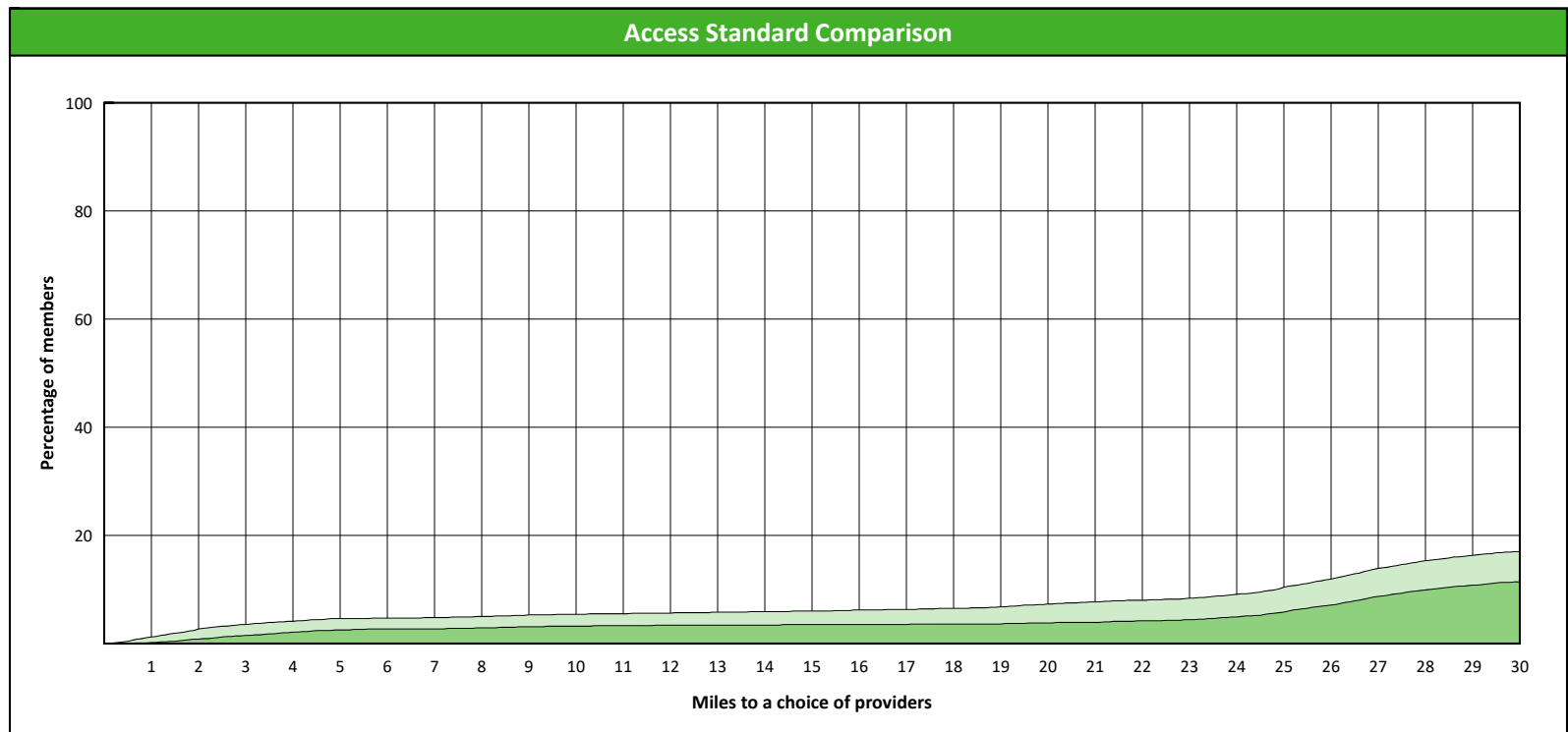
¹ The Access Standard is defined as (DWP Members) members accessing:

1 (DWP Periodontist) provider in 30 miles and 30 minutes



Distances/Times

	Average
Distance/Time to 1st closest provider	61.1 miles 78.0 mins
Distance/Time to 2nd closest provider	70.8 miles 90.3 mins



Access Overview 30 Miles

July 15, 2021

Access Analysis

DWP Network

Member / Provider Groups

DWP Members


DWP Prosthodontist

Comparison Graph

Percent of members with access to a choice of providers over miles

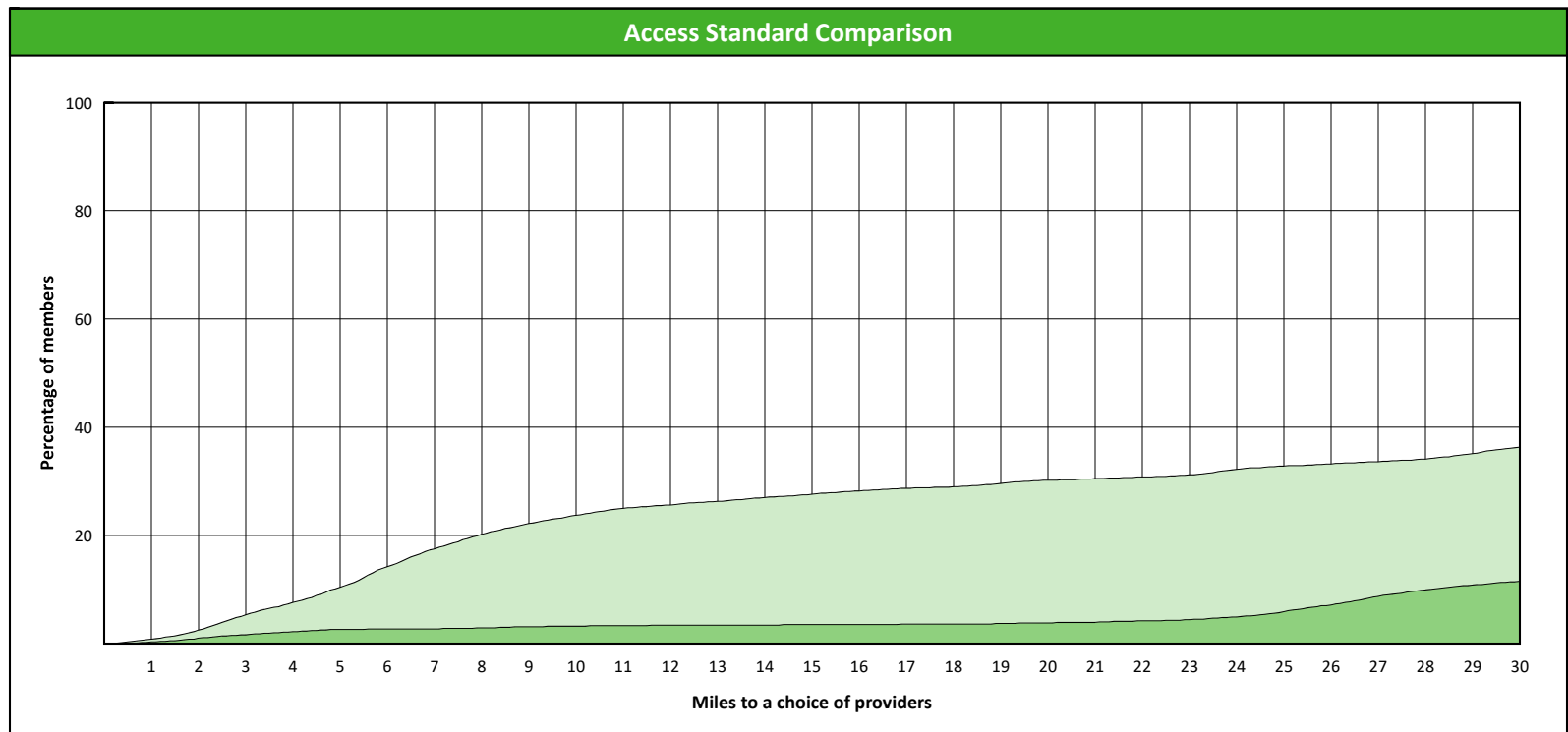
- 1st closest
- 2nd closest

¹ The Access Standard is defined as (DWP Members) members accessing:
1 (DWP Prosthodontist) provider in 30 miles and 30 minutes



Distances/Times

	Average
Distance/Time to 1st closest provider	49.0 miles 61.1 mins
Distance/Time to 2nd closest provider	78.5 miles 99.3 mins



Access Overview 60 Miles

July 15, 2021

Access Analysis

DWP Network

Member / Provider Groups

DWP Members

DWP All Providers

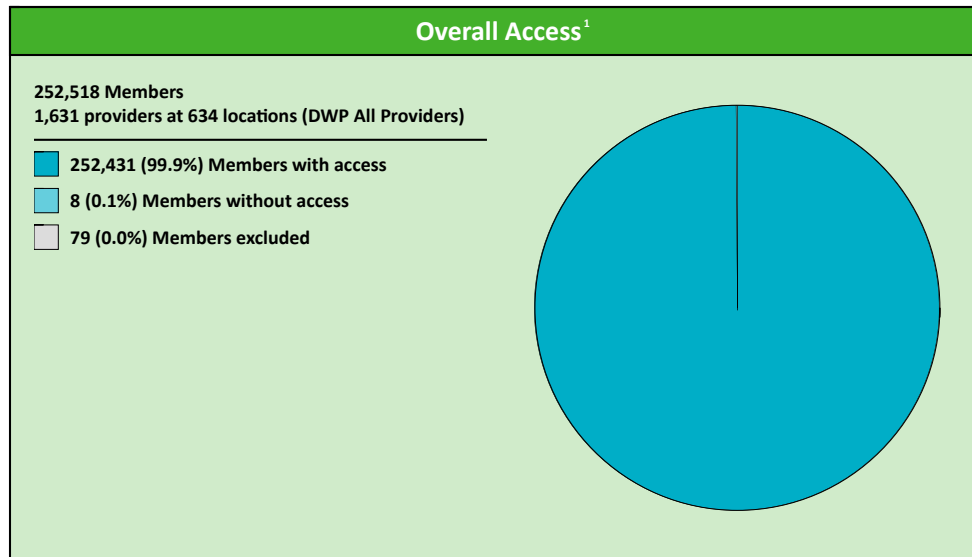
Comparison Graph

Percent of members with access to a choice of providers over miles

- 1st closest
- 2nd closest

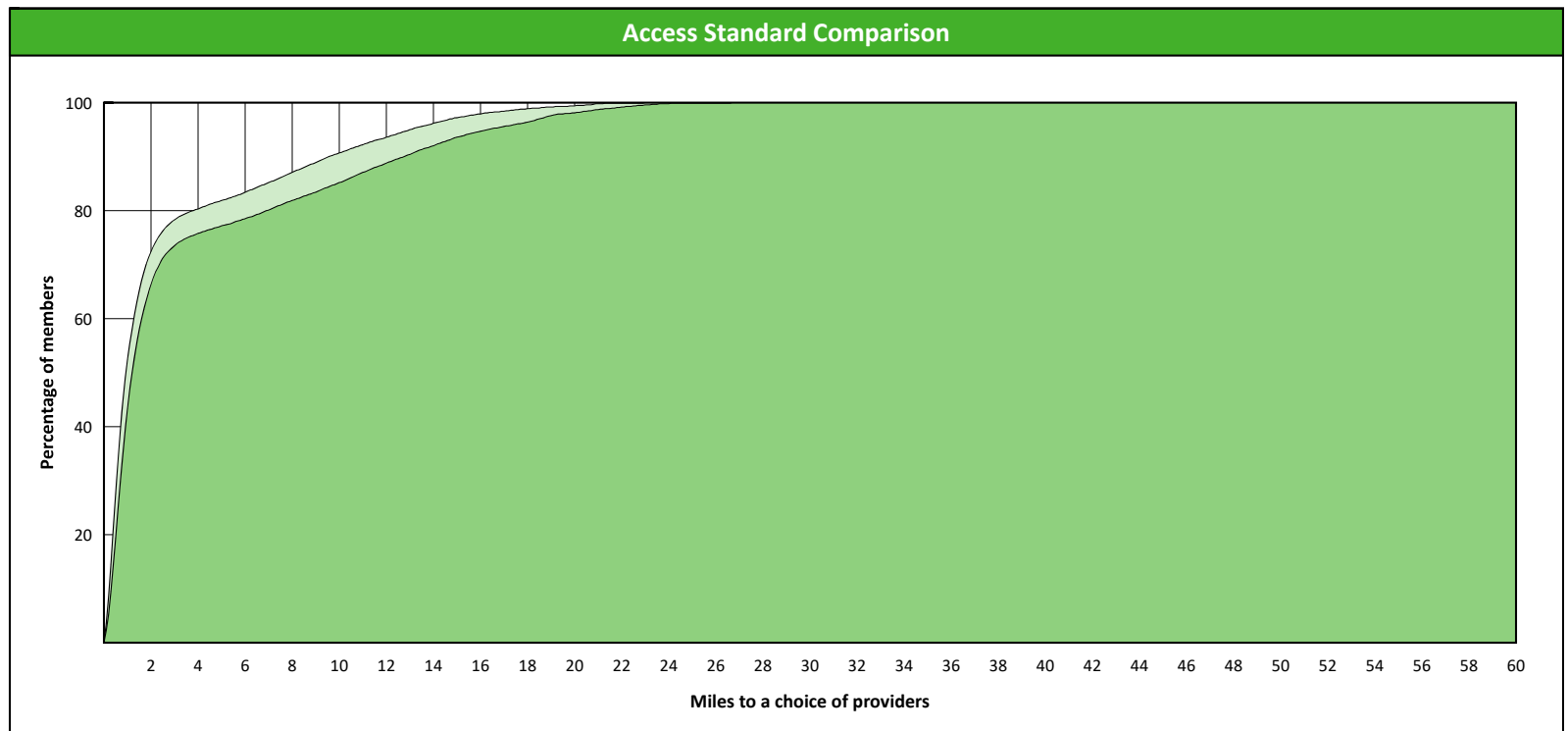
¹ The Access Standard is defined as (DWP Members) members accessing:

1 (DWP All Providers) provider in 60 miles and 60 minutes



Distances/Times

	Average
Distance/Time to 1st closest provider	2.8 miles 3.2 mins
Distance/Time to 2nd closest provider	3.8 miles 4.2 mins



Access Overview 60 Miles

July 15, 2021

Access Analysis

DWP Network

Member / Provider Groups

DWP Members

DWP General Practitioner


Comparison Graph

Percent of members with access to a choice of providers over miles

- 1st closest
- 2nd closest

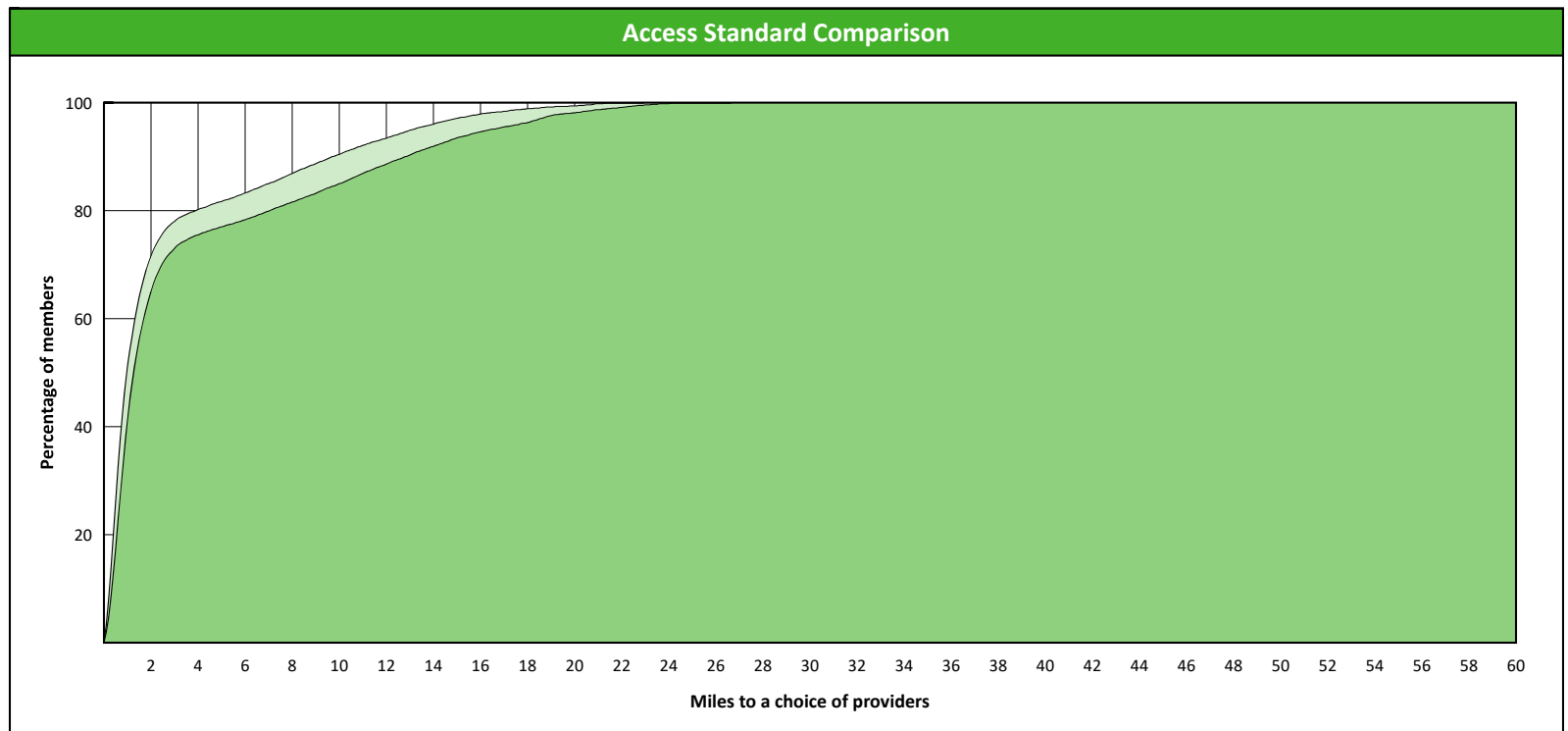
¹ The Access Standard is defined as (DWP Members) members accessing:

1 (DWP General Practitioner) provider in 60 miles and 60 minutes



Distances/Times

	Average
Distance/Time to 1st closest provider	2.9 miles 3.2 mins
Distance/Time to 2nd closest provider	3.8 miles 4.3 mins



Access Overview 60 Miles

July 15, 2021

Access Analysis

DWP Network

Member / Provider Groups

DWP Members

DWP Oral Surgeon


Comparison Graph

Percent of members with access to a choice of providers over miles

- 1st closest
- 2nd closest

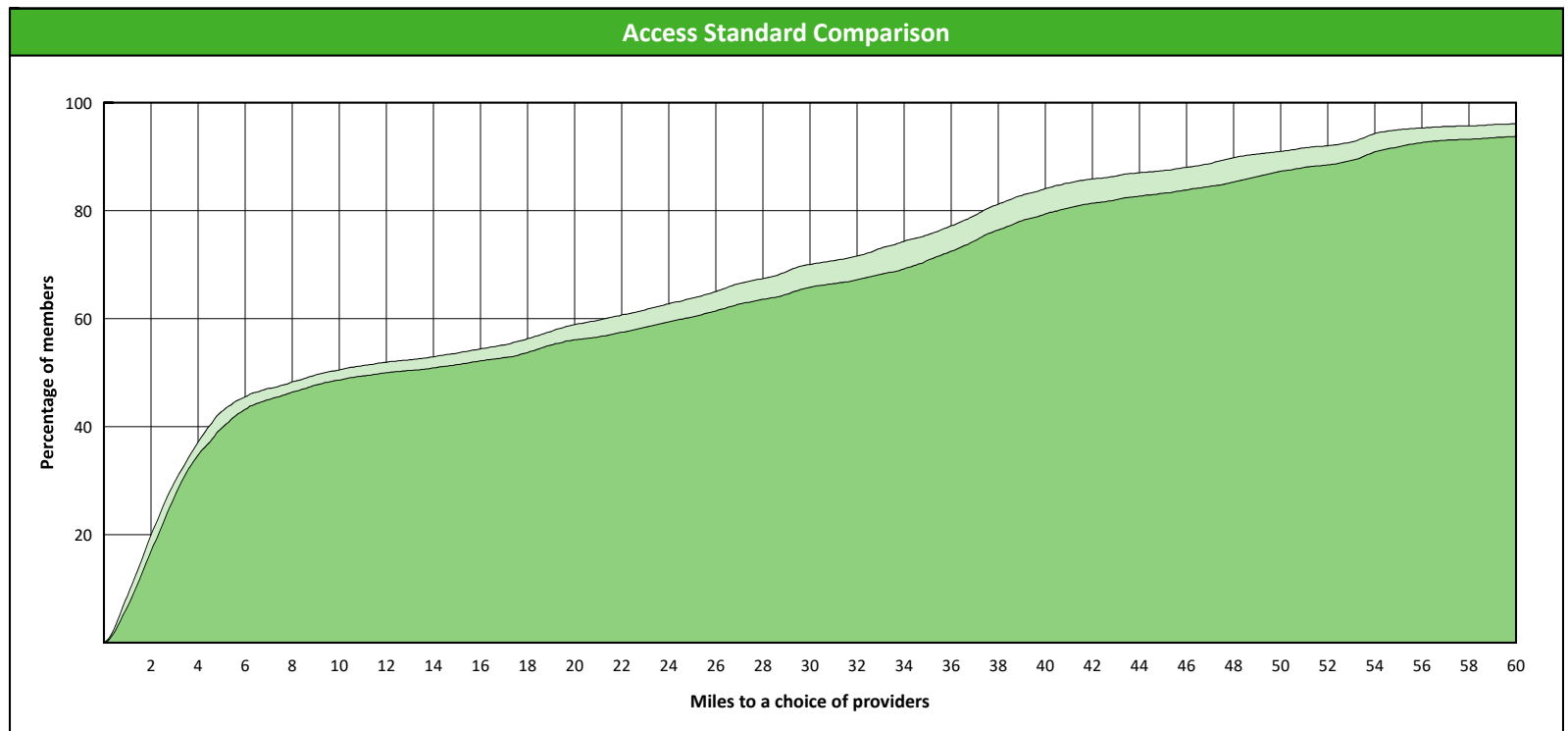
¹ The Access Standard is defined as (DWP Members) members accessing:

1 (DWP Oral Surgeon) provider in 60 miles and 60 minutes



Distances/Times

	Average
Distance/Time to 1st closest provider	19.3 miles 21.9 mins
Distance/Time to 2nd closest provider	21.5 miles 24.9 mins



Access Overview 60 Miles

July 15, 2021

Access Analysis

DWP Network

Member / Provider Groups

DWP Members

DWP Endodontist


Comparison Graph

Percent of members with access to a choice of providers over miles

- 1st closest
- 2nd closest

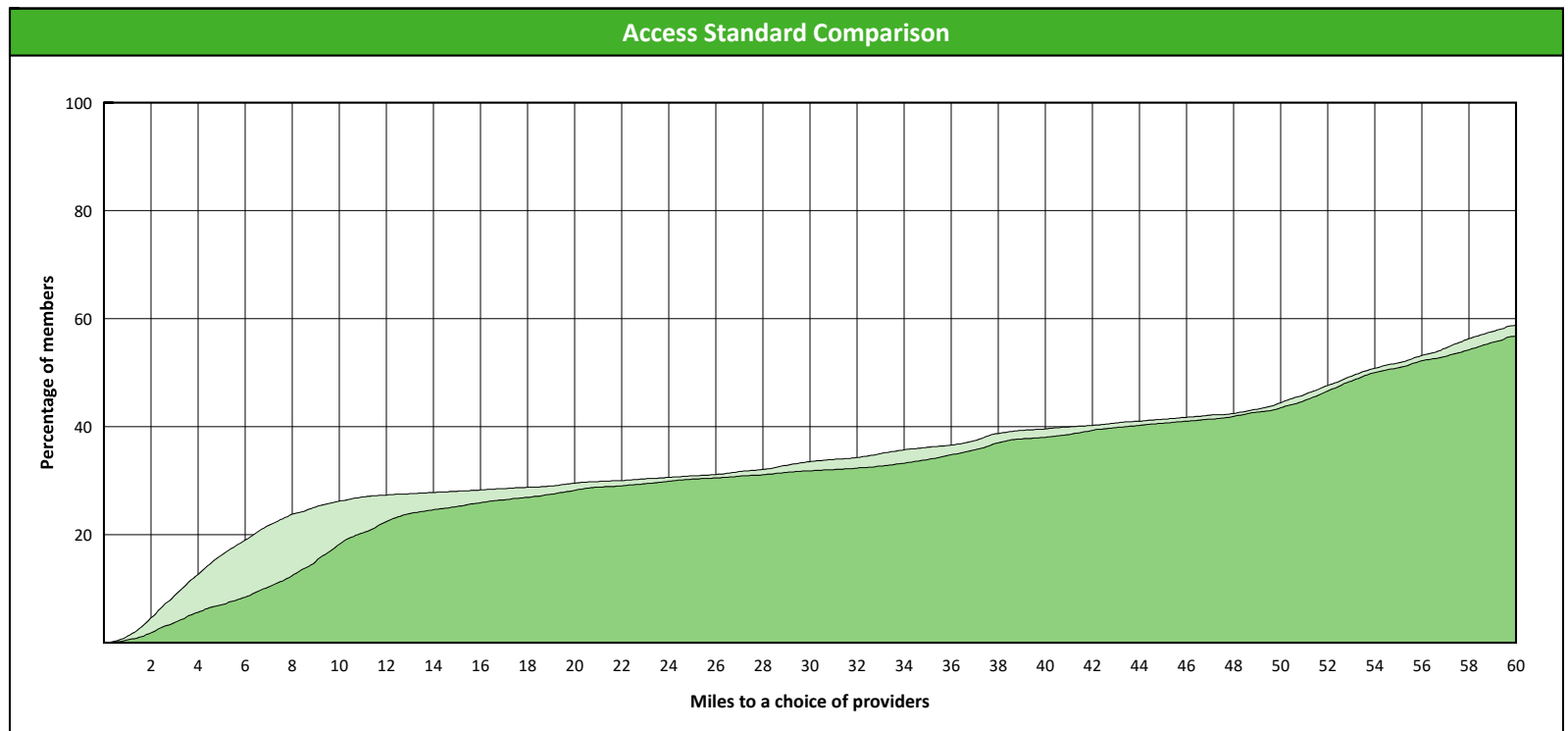
¹ The Access Standard is defined as (DWP Members) members accessing:

1 (DWP Endodontist) provider in 60 miles and 60 minutes



Distances/Times

	Average
Distance/Time to 1st closest provider	54.8 miles 70.7 mins
Distance/Time to 2nd closest provider	57.5 miles 80.0 mins



Access Overview 60 Miles

July 15, 2021

Access Analysis

DWP Network

Member / Provider Groups

DWP Members

DWP Orthodontist

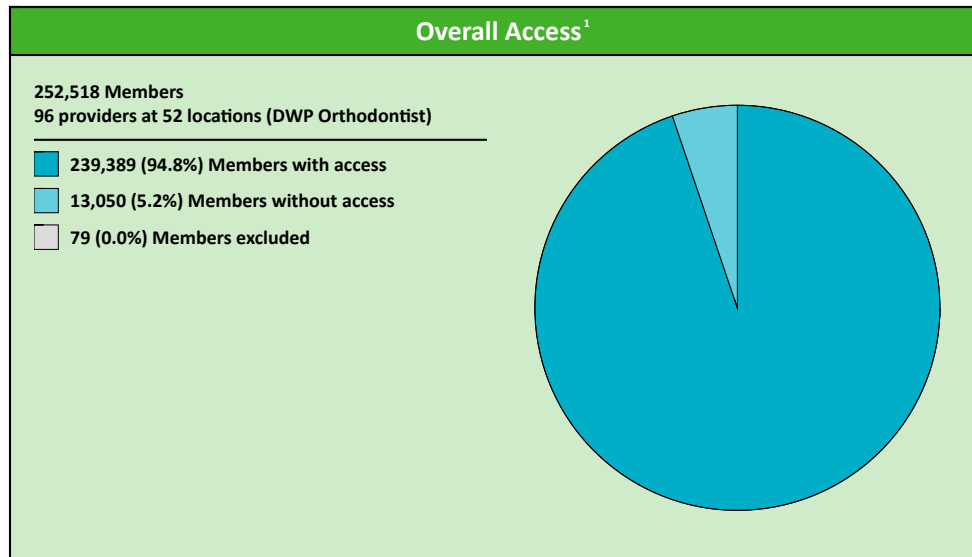
Comparison Graph

Percent of members with access to a choice of providers over miles

- 1st closest
- 2nd closest

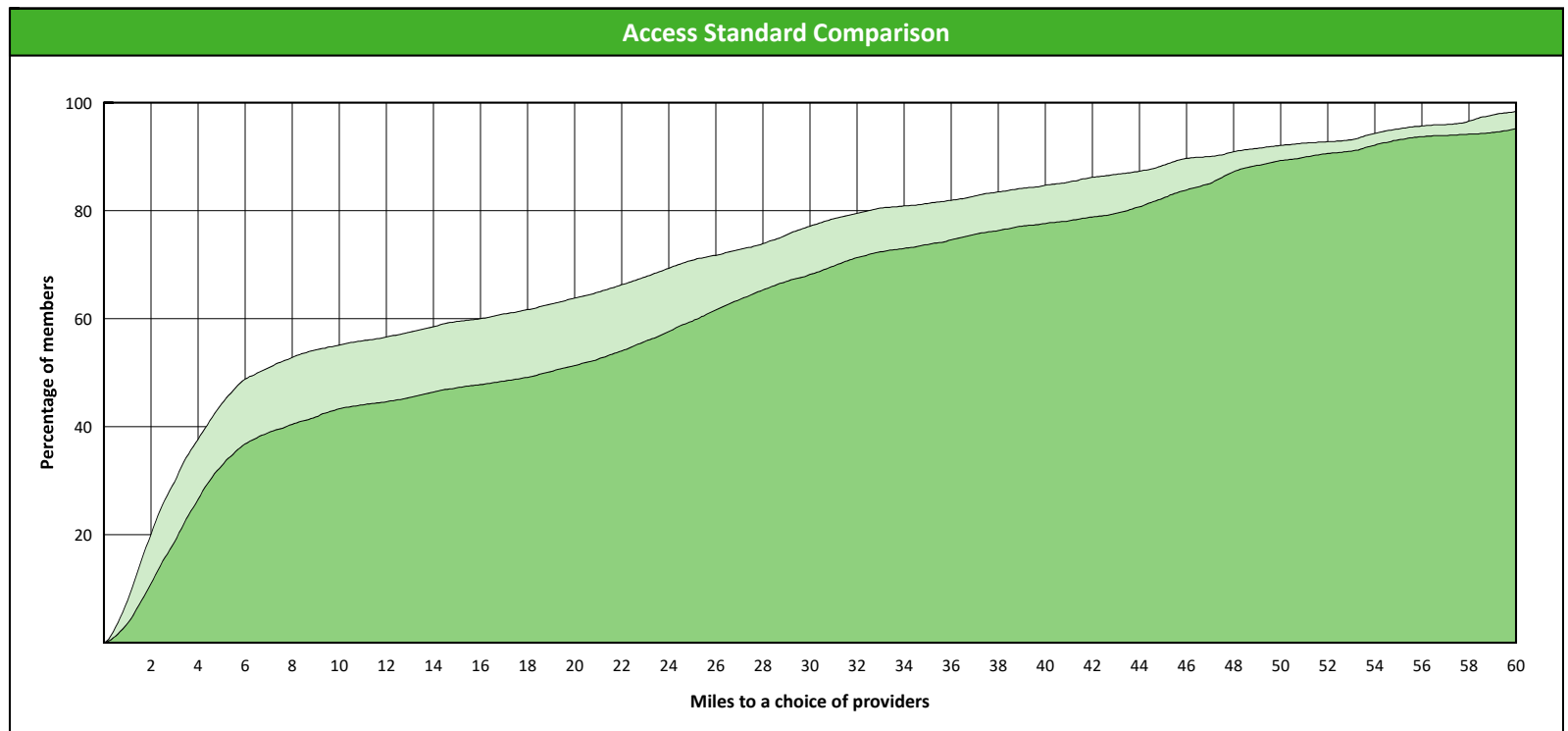
¹ The Access Standard is defined as (DWP Members) members accessing:

1 (DWP Orthodontist) provider in 60 miles and 60 minutes



Distances/Times

	Average
Distance/Time to 1st closest provider	17.0 miles 19.0 mins
Distance/Time to 2nd closest provider	22.0 miles 24.9 mins



Access Overview 60 Miles

July 15, 2021

Access Analysis

DWP Network

Member / Provider Groups

DWP Members

DWP Periodontist


Comparison Graph

Percent of members with access to a choice of providers over miles

- 1st closest
- 2nd closest

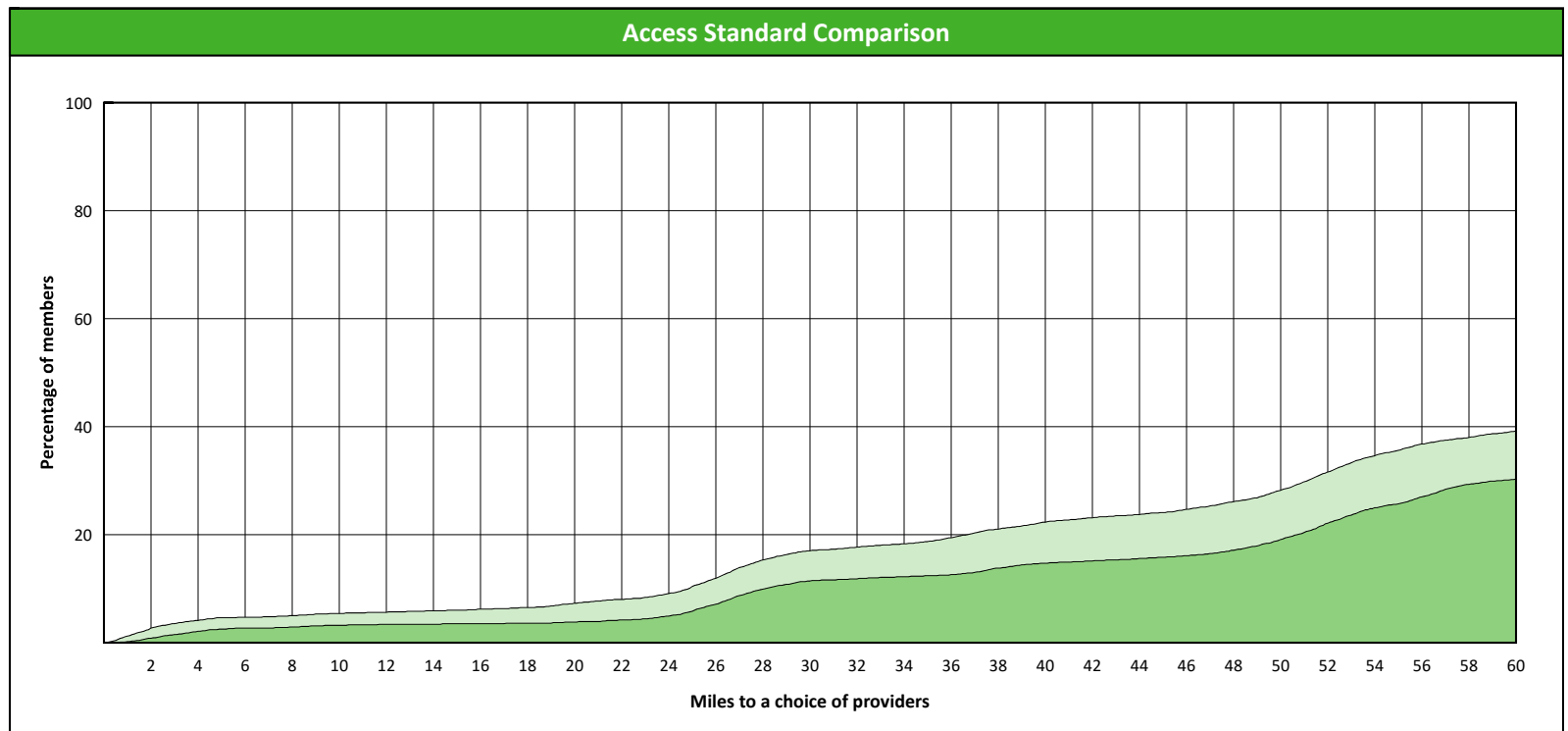
¹ The Access Standard is defined as (DWP Members) members accessing:

1 (DWP Periodontist) provider in 60 miles and 60 minutes



Distances/Times

	Average
Distance/Time to 1st closest provider	61.1 miles 78.0 mins
Distance/Time to 2nd closest provider	70.8 miles 90.3 mins



Access Overview 60 Miles

July 15, 2021

Access Analysis

DWP Network

Member / Provider Groups

DWP Members


DWP Prosthodontist

Comparison Graph

Percent of members with access to a choice of providers over miles

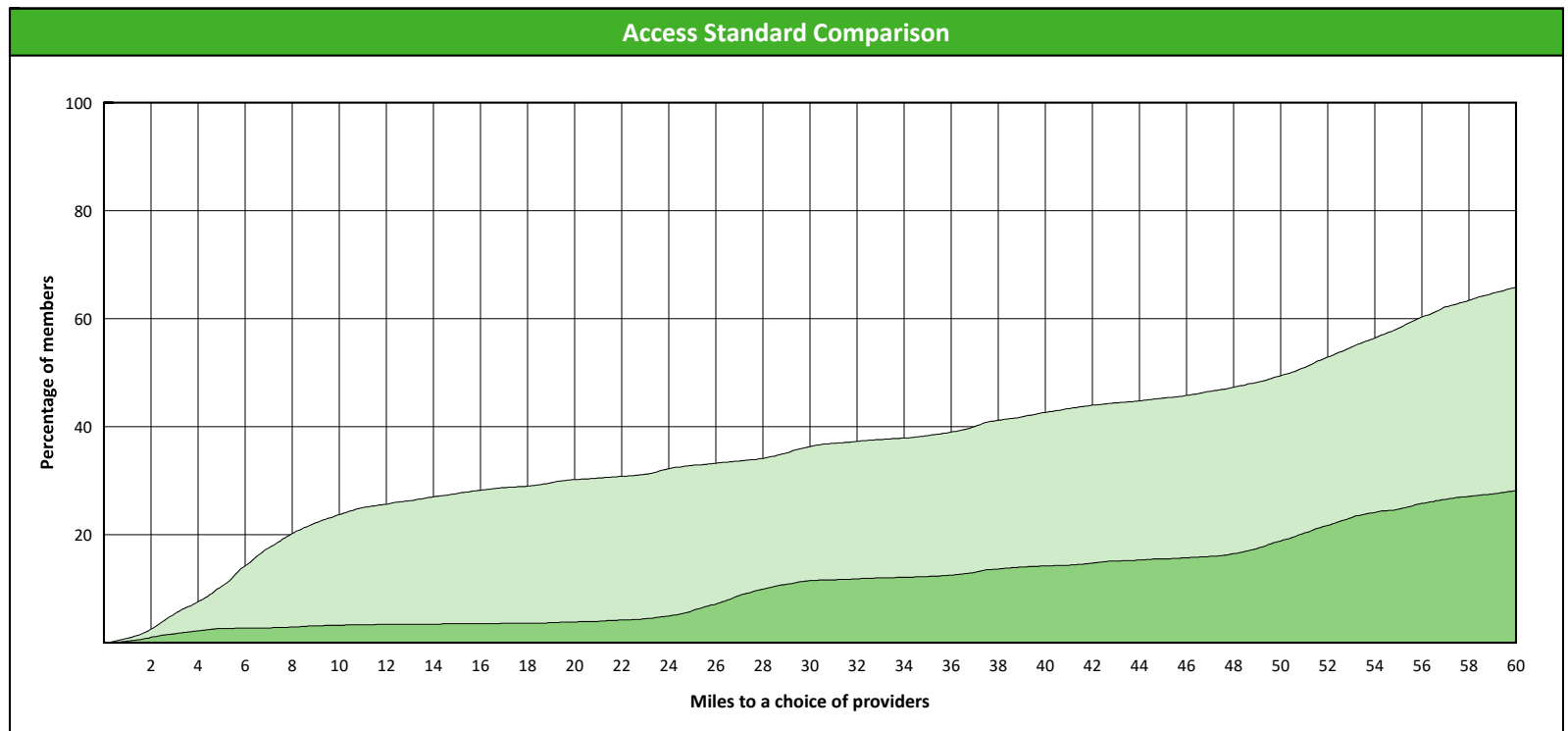
- 1st closest
- 2nd closest

¹ The Access Standard is defined as (DWP Members) members accessing:
1 (DWP Prosthodontist) provider in 60 miles and 60 minutes



Distances/Times

	Average
Distance/Time to 1st closest provider	49.0 miles 61.1 mins
Distance/Time to 2nd closest provider	78.5 miles 99.3 mins



Access Overview 90 Miles

July 15, 2021

Access Analysis

DWP Network

Member / Provider Groups

DWP Members

DWP All Providers

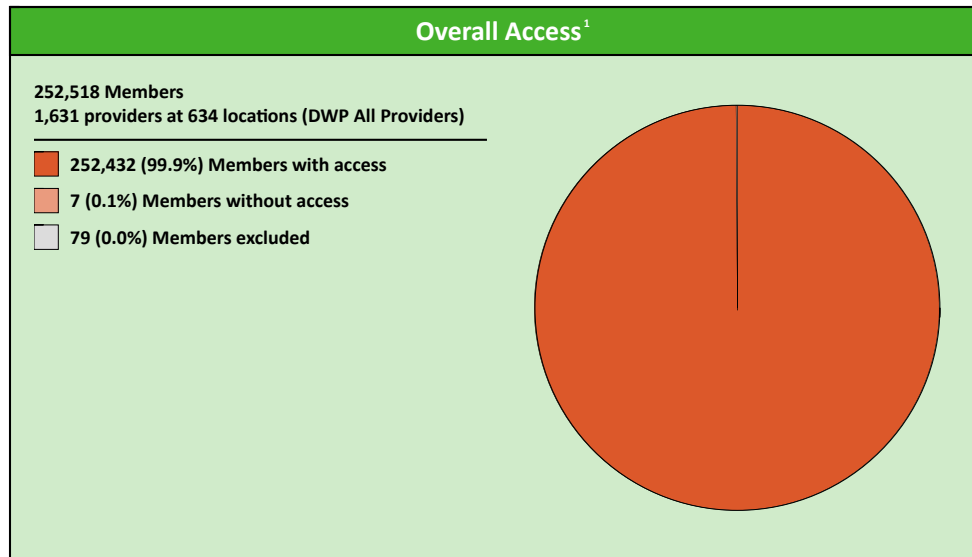
Comparison Graph

Percent of members with access to a choice of providers over miles

- 1st closest
- 2nd closest

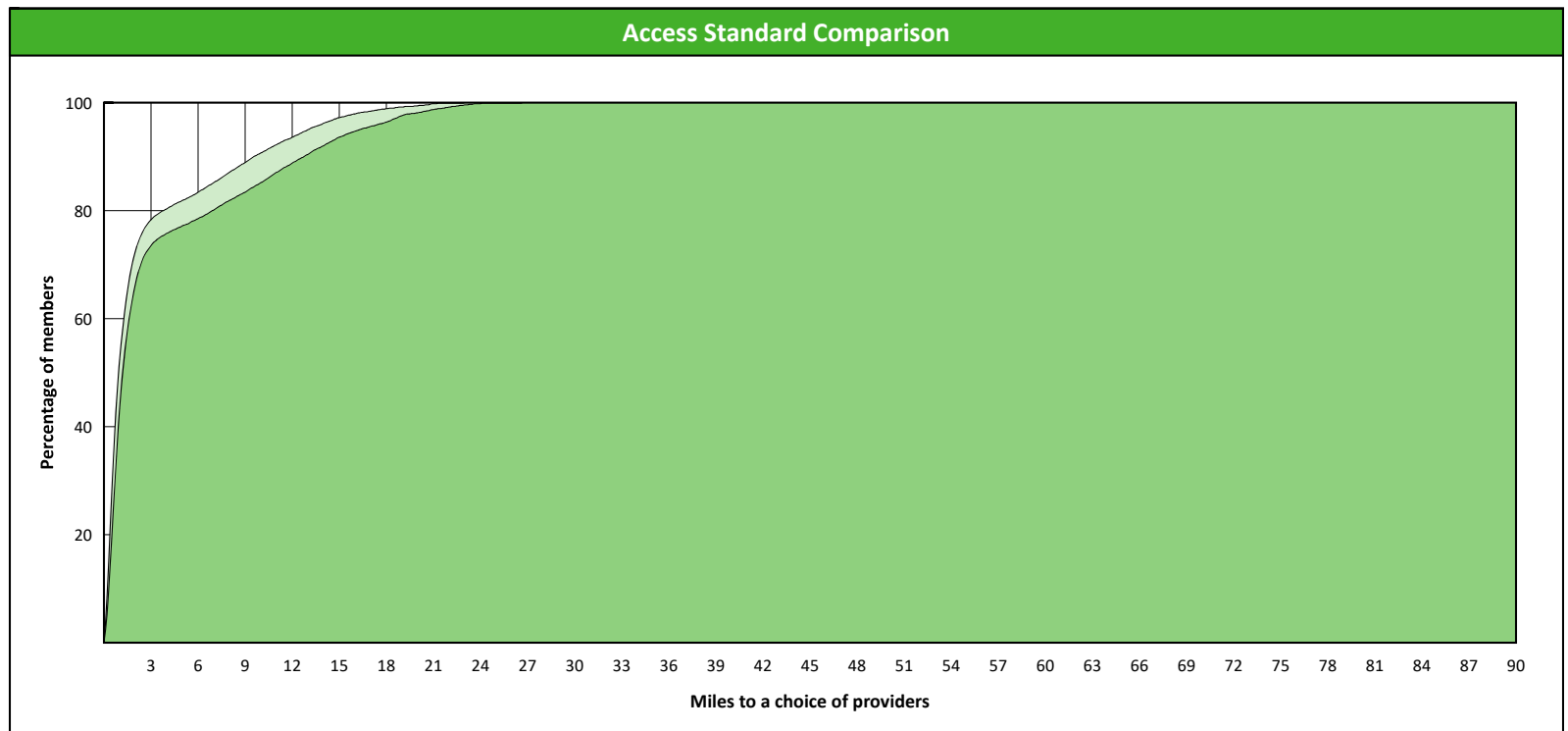
¹ The Access Standard is defined as (DWP Members) members accessing:

1 (DWP All Providers) provider in 90 miles and 90 minutes



Distances/Times

	Average
Distance/Time to 1st closest provider	2.8 miles 3.2 mins
Distance/Time to 2nd closest provider	3.8 miles 4.2 mins



Access Overview 90 Miles

July 15, 2021

Access Analysis

DWP Network

Member / Provider Groups

DWP Members

DWP General Practitioner


Comparison Graph

Percent of members with access to a choice of providers over miles

- 1st closest
- 2nd closest

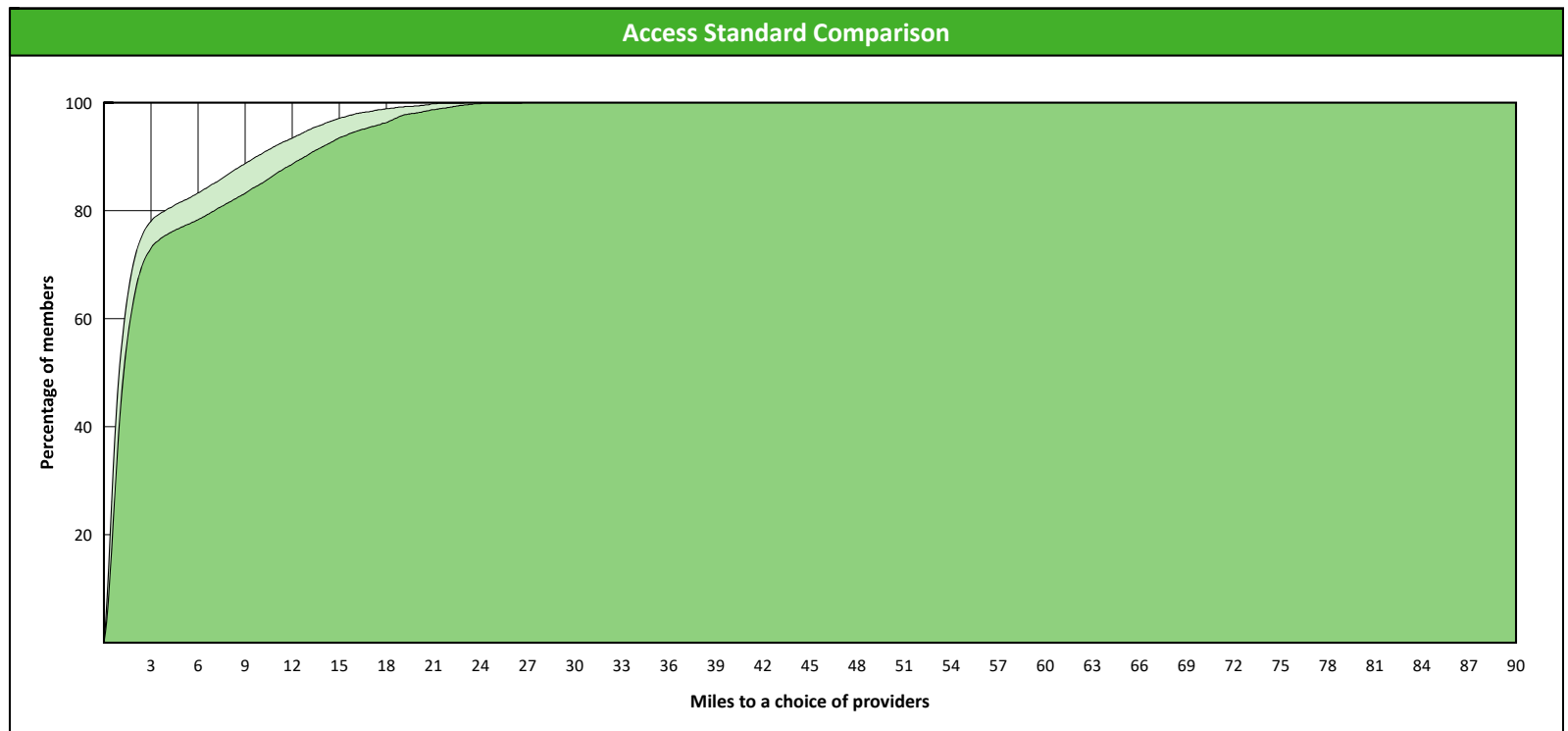
¹ The Access Standard is defined as (DWP Members) members accessing:

1 (DWP General Practitioner) provider in 90 miles and 90 minutes



Distances/Times

	Average
Distance/Time to 1st closest provider	2.9 miles 3.2 mins
Distance/Time to 2nd closest provider	3.8 miles 4.3 mins



Access Overview 90 Miles

July 15, 2021

Access Analysis

DWP Network

Member / Provider Groups

DWP Members

DWP Oral Surgeon


Comparison Graph

Percent of members with access to a choice of providers over miles

- 1st closest
- 2nd closest

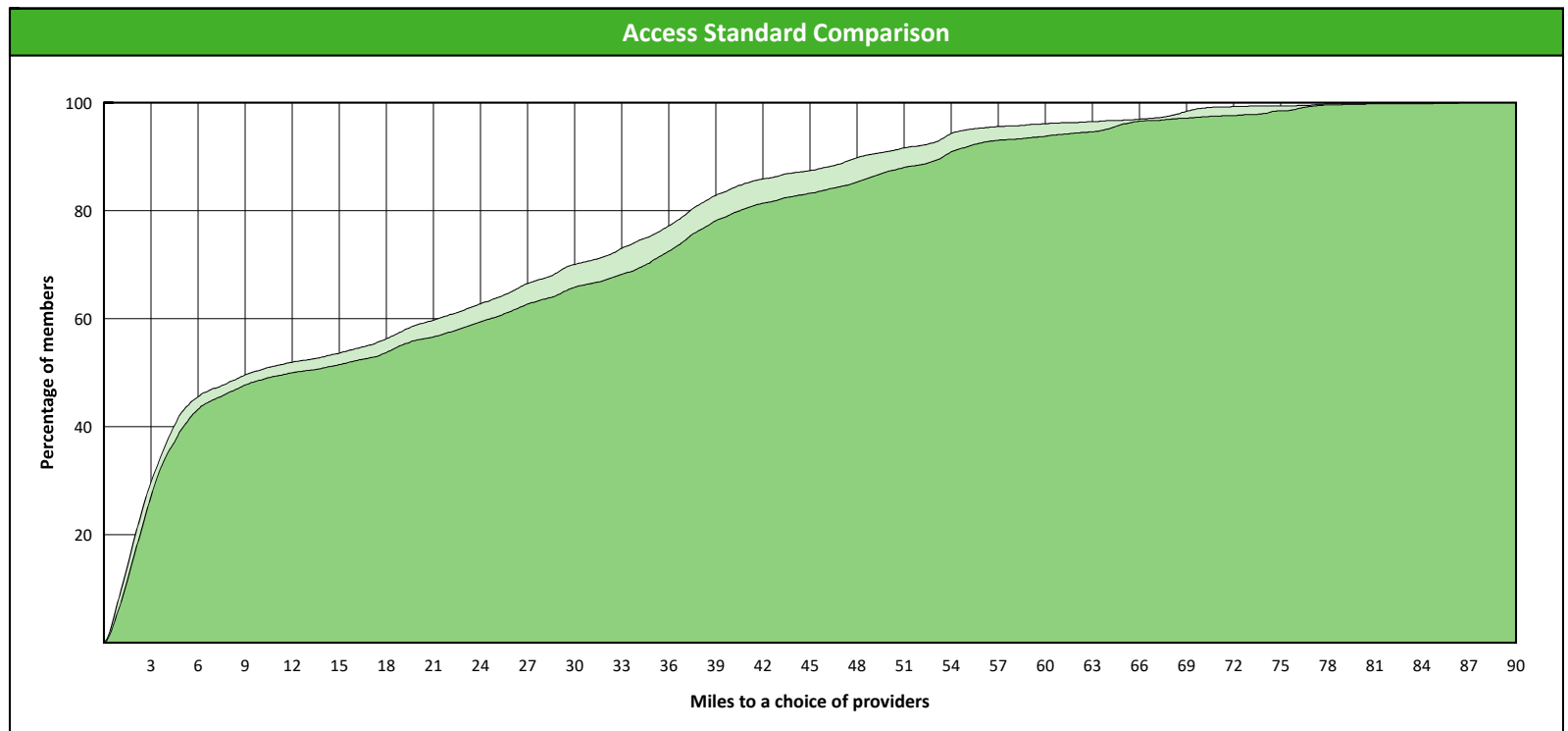
¹ The Access Standard is defined as (DWP Members) members accessing:

1 (DWP Oral Surgeon) provider in 90 miles and 90 minutes



Distances/Times

		Average
Distance/Time to 1st closest provider		19.3 miles 21.9 mins
Distance/Time to 2nd closest provider		21.5 miles 24.9 mins



Access Overview 90 Miles

July 15, 2021

Access Analysis

DWP Network

Member / Provider Groups

DWP Members

DWP Endodontist

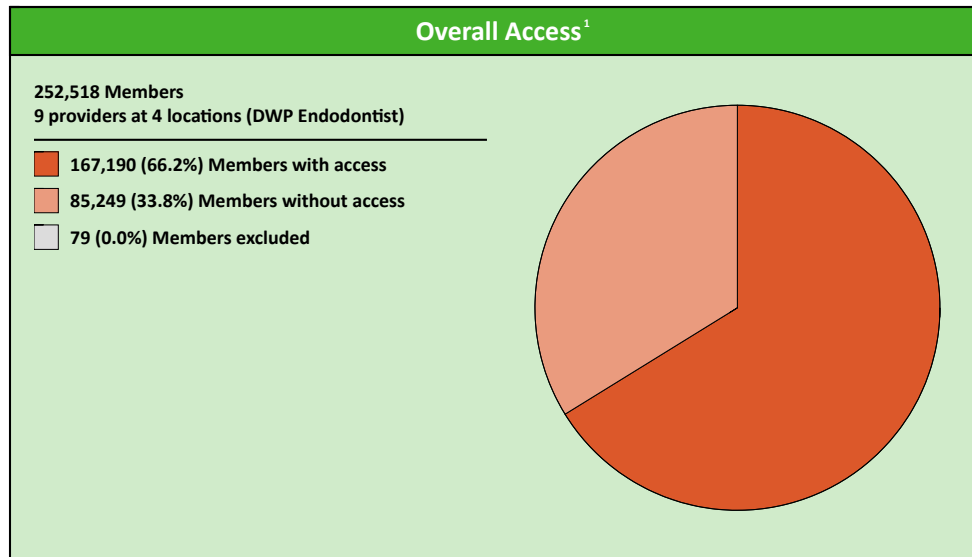
Comparison Graph

Percent of members with access to a choice of providers over miles

- 1st closest
- 2nd closest

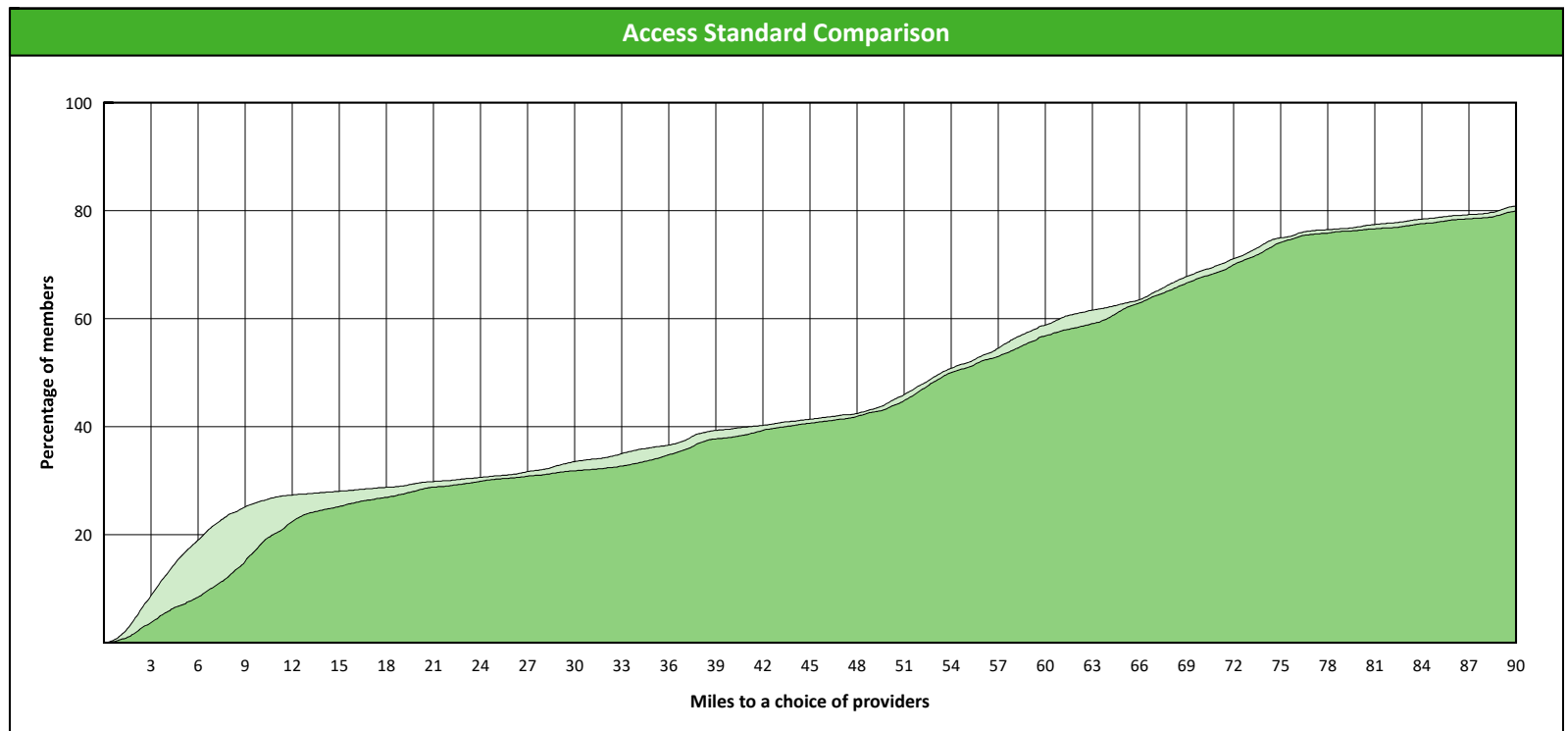
¹ The Access Standard is defined as (DWP Members) members accessing:

1 (DWP Endodontist) provider in 90 miles and 90 minutes



Distances/Times

	Average
Distance/Time to 1st closest provider	54.8 miles 70.7 mins
Distance/Time to 2nd closest provider	57.5 miles 80.0 mins



Access Overview 90 Miles

July 15, 2021

Access Analysis

DWP Network

Member / Provider Groups

DWP Members

DWP Orthodontist


Comparison Graph

Percent of members with access to a choice of providers over miles

- 1st closest
- 2nd closest

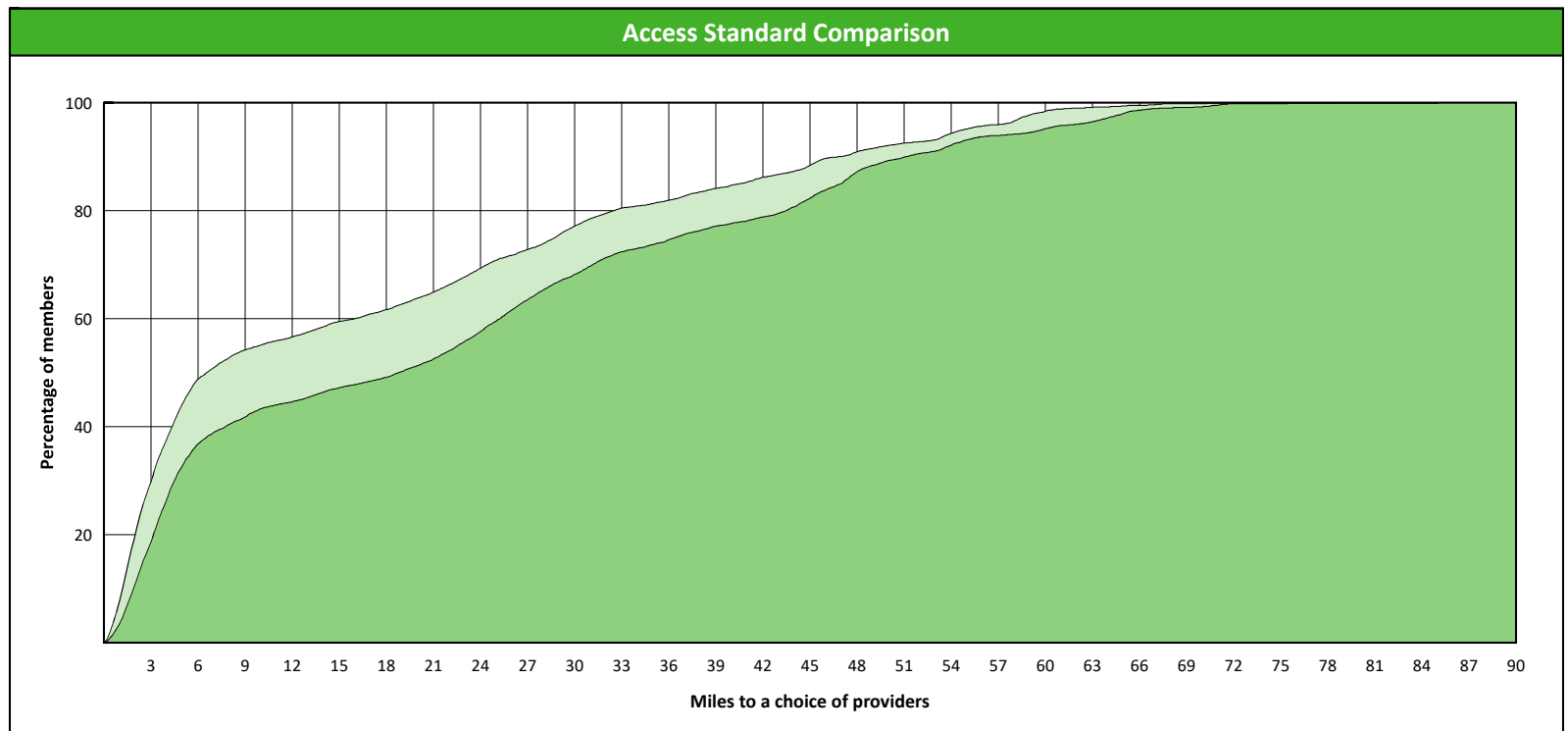
¹ The Access Standard is defined as (DWP Members) members accessing:

1 (DWP Orthodontist) provider in 90 miles and 90 minutes



Distances/Times

	Average
Distance/Time to 1st closest provider	17.0 miles 19.0 mins
Distance/Time to 2nd closest provider	22.0 miles 24.9 mins



Access Overview 90 Miles

July 15, 2021

Access Analysis

DWP Network

Member / Provider Groups

DWP Members

DWP Periodontist

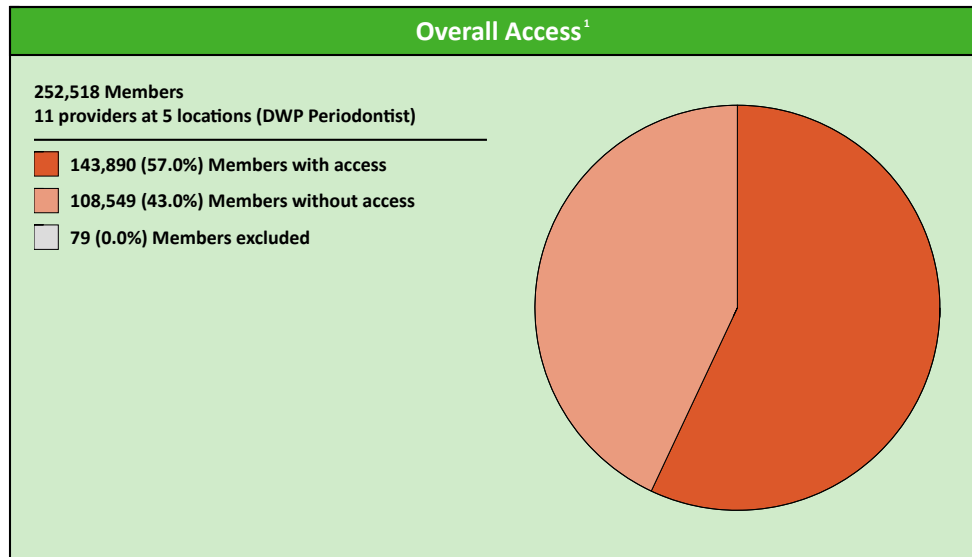
Comparison Graph

Percent of members with access to a choice of providers over miles

- 1st closest
- 2nd closest

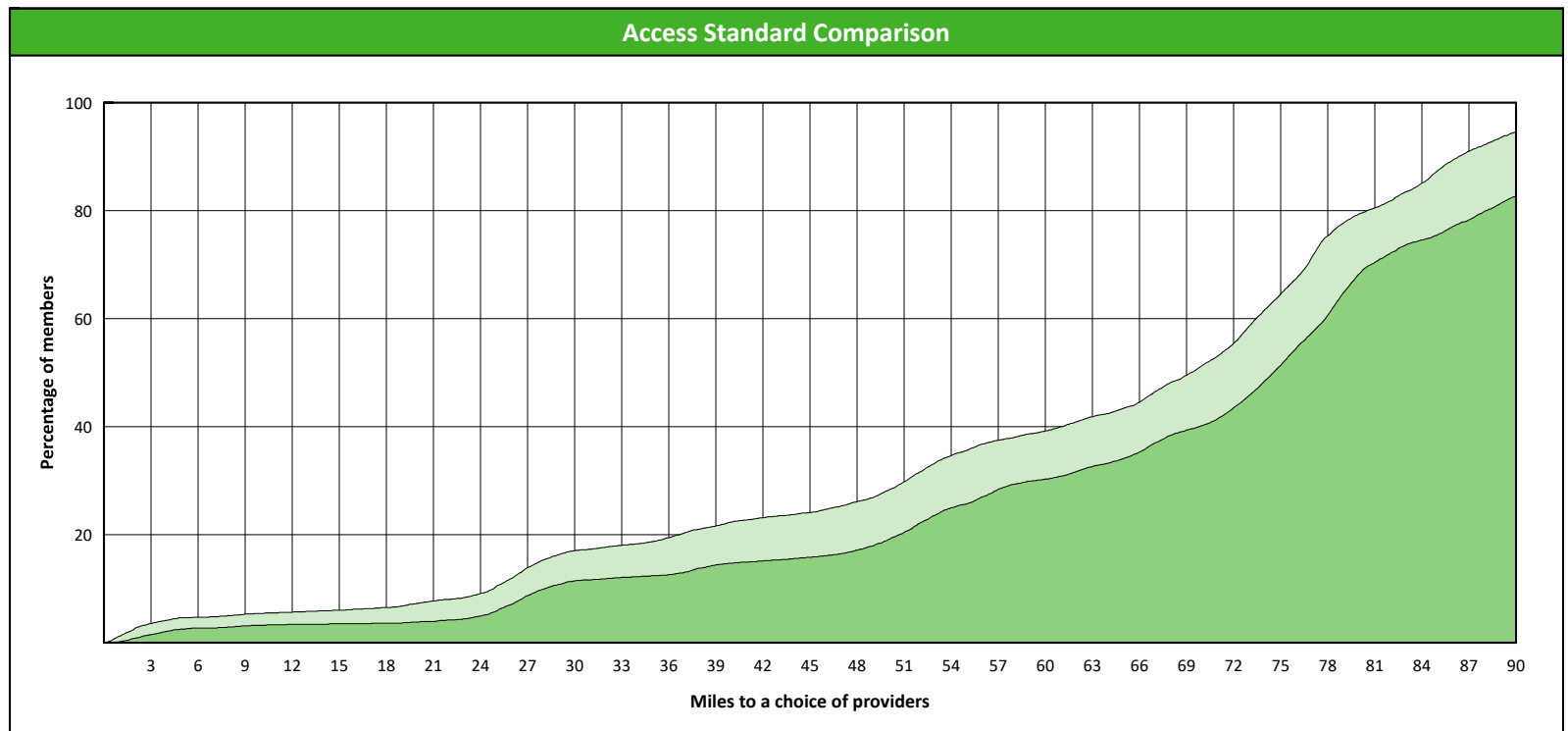
¹ The Access Standard is defined as (DWP Members) members accessing:

1 (DWP Periodontist) provider in 90 miles and 90 minutes



Distances/Times

	Average
Distance/Time to 1st closest provider	61.1 miles 78.0 mins
Distance/Time to 2nd closest provider	70.8 miles 90.3 mins



Access Overview 90 Miles

July 15, 2021

Access Analysis

DWP Network

Member / Provider Groups

DWP Members

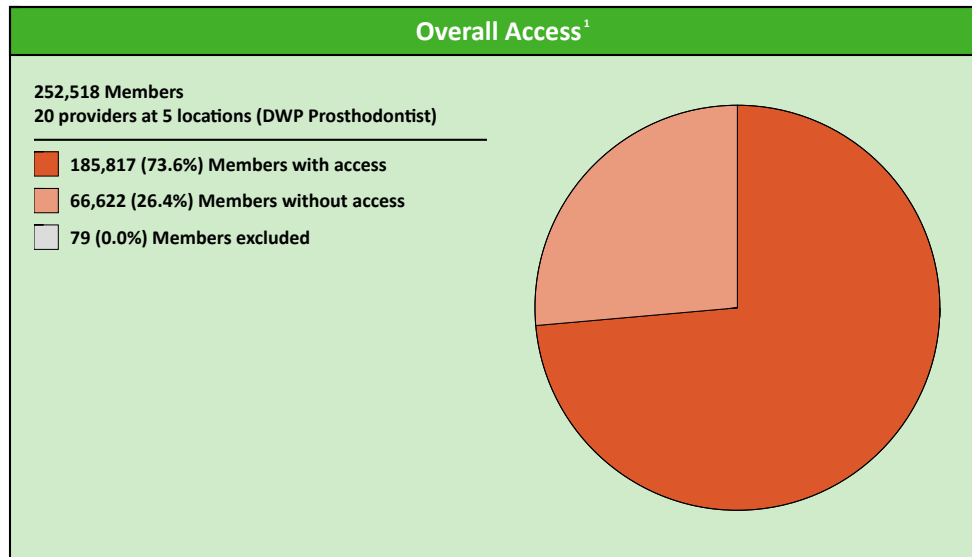
DWP Prosthodontist

Comparison Graph

Percent of members with access to a choice of providers over miles

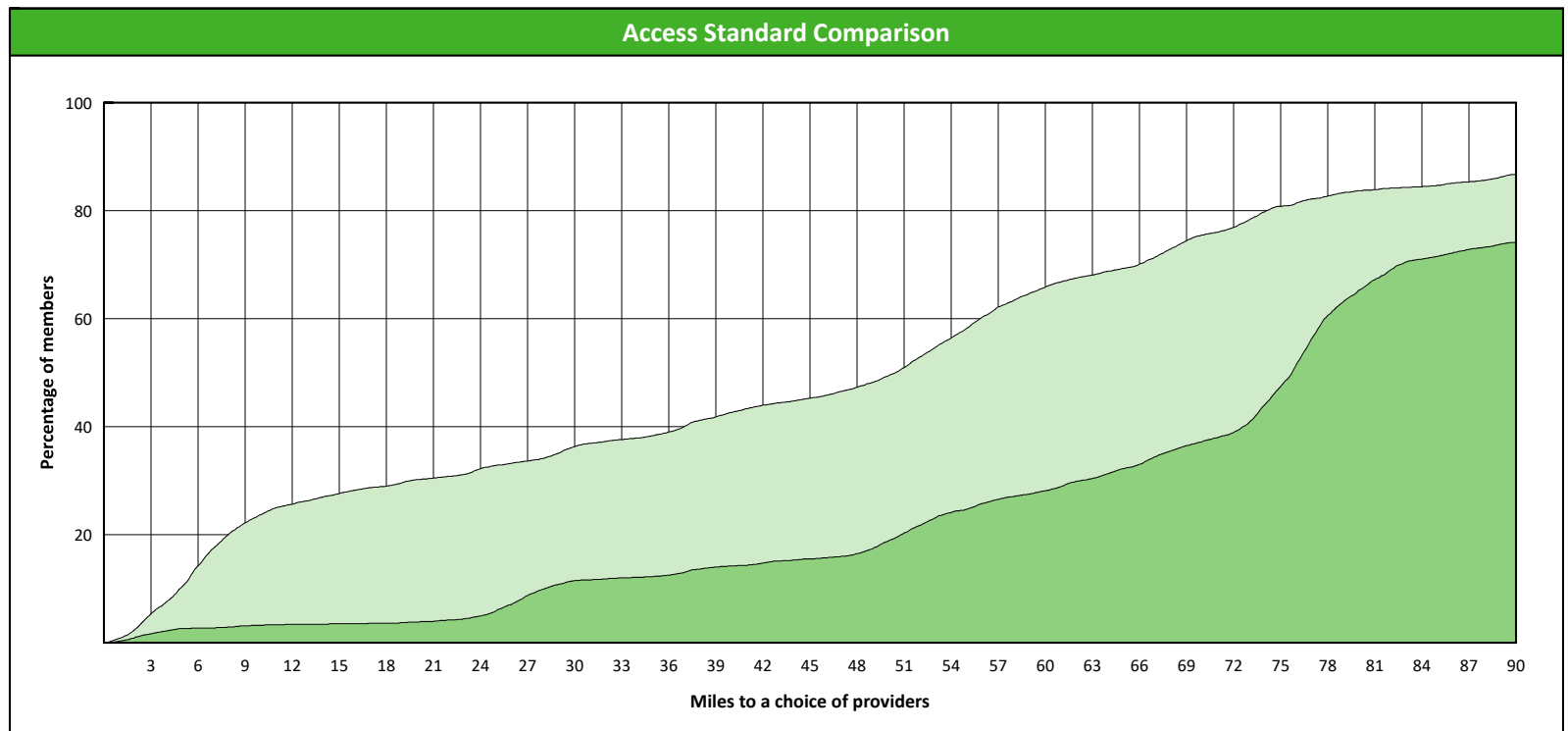
- 1st closest
- 2nd closest

¹ The Access Standard is defined as (DWP Members) members accessing:
1 (DWP Prosthodontist) provider in 90 miles and 90 minutes



Distances/Times

	Average
Distance/Time to 1st closest provider	49.0 miles 61.1 mins
Distance/Time to 2nd closest provider	78.5 miles 99.3 mins



DWP General Practitioner Access Map

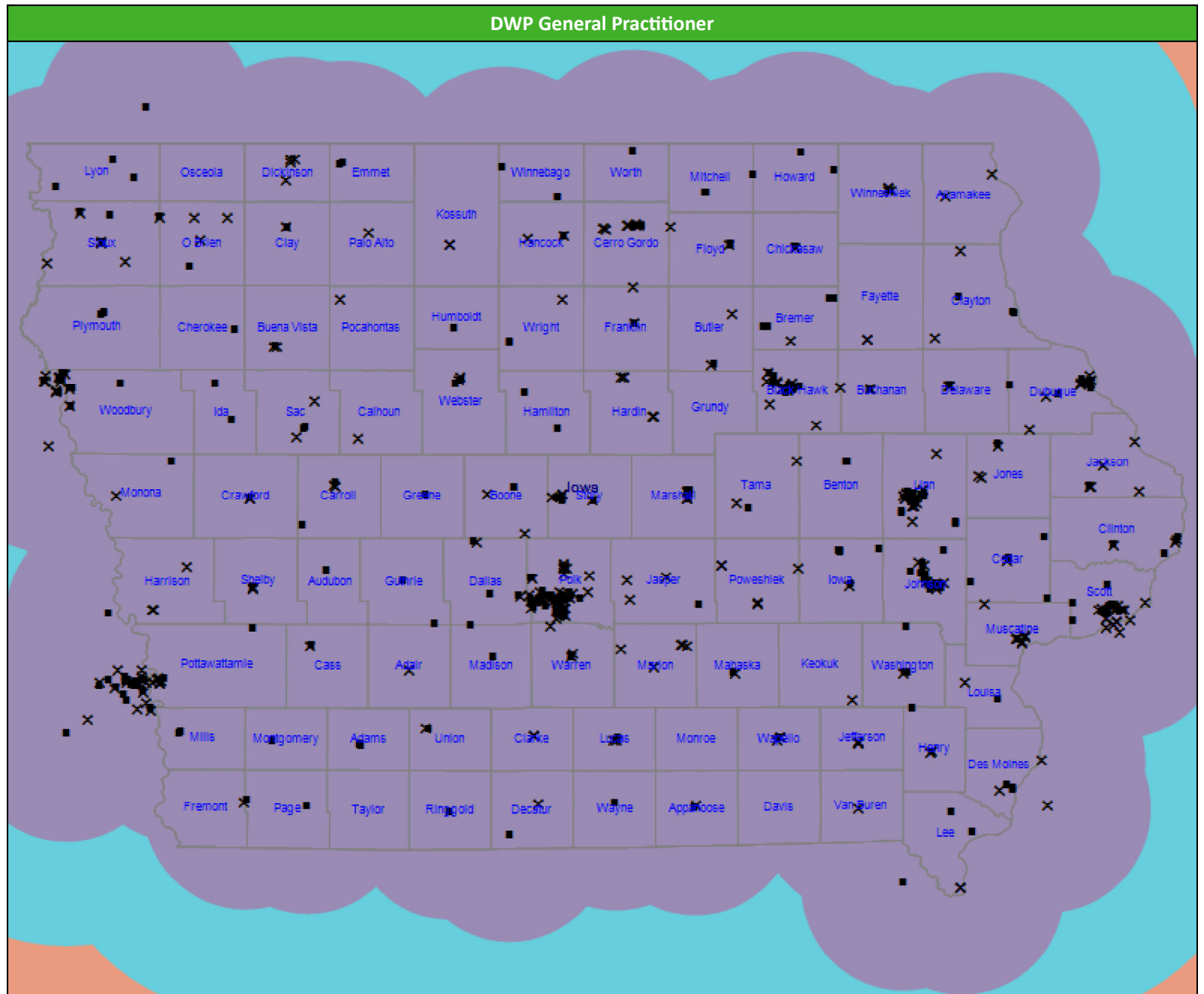
July 15, 2021

DWP General Practitioner

1,325 providers at 563 locations

- Single providers (270)
- × Multiple providers (293)
- 30 mile radius
- 60 mile radius
- 90 mile radius

41.42 miles



DWP Oral Surgeon Access Map

July 15, 2021

DWP Oral Surgeon

170 providers at 44 locations

- Single providers (11)
- ✕ Multiple providers (33)
- 30 mile radius
- 60 mile radius
- 90 mile radius

41.42 miles



DWP Endodontist Access Map

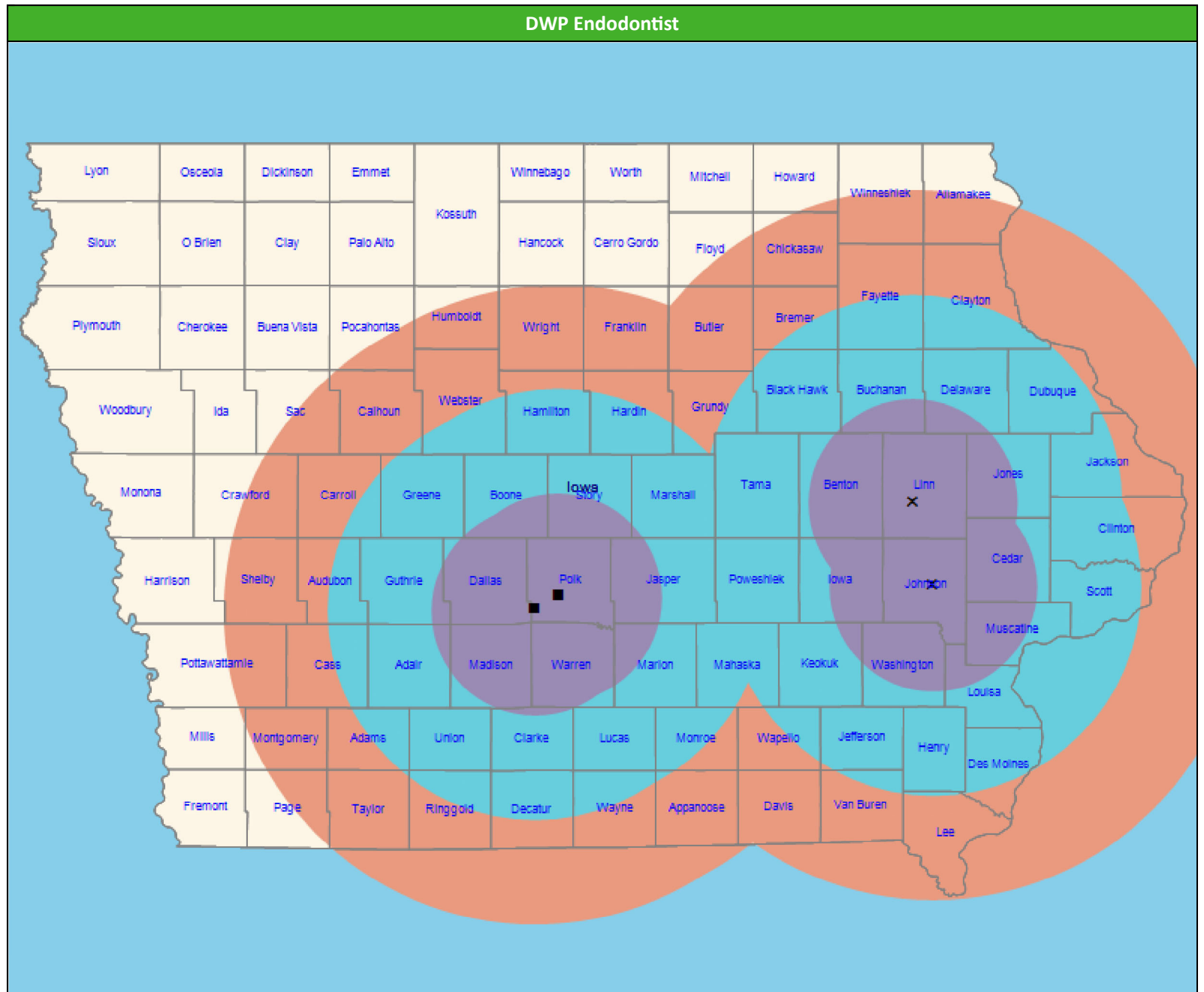
July 15, 2021

DWP Endodontist

9 providers at 4 locations

- Single providers (2)
- ✕ Multiple providers (2)
- 30 mile radius
- 60 mile radius
- 90 mile radius

41.42 miles



DWP Periodontist Access Map

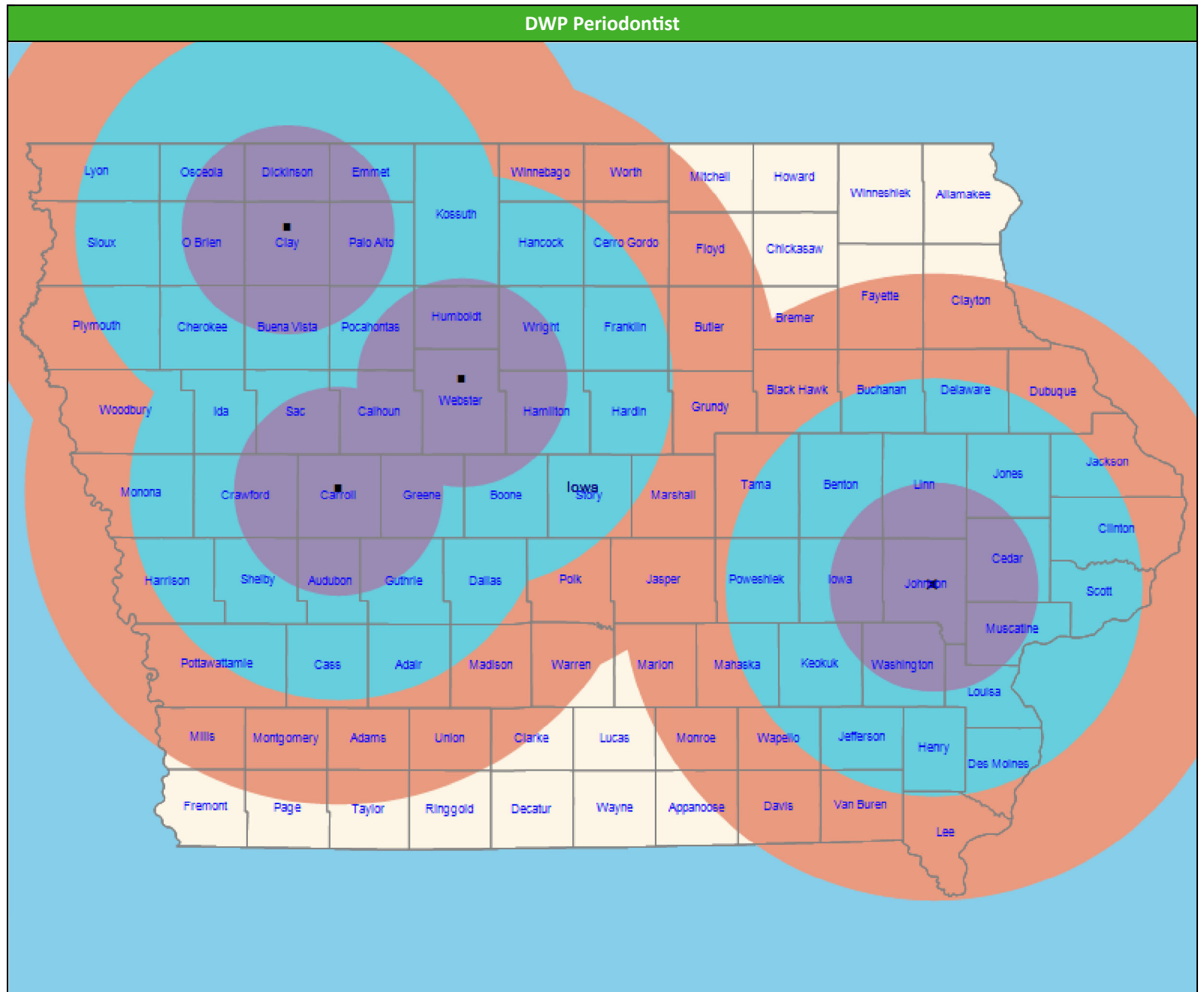
July 15, 2021

DWP Periodontist

11 providers at 5 locations

- Single providers (4)
- ✕ Multiple providers (1)
- 30 mile radius
- 60 mile radius
- 90 mile radius

41.42 miles



DWP Prosthodontist Access Map

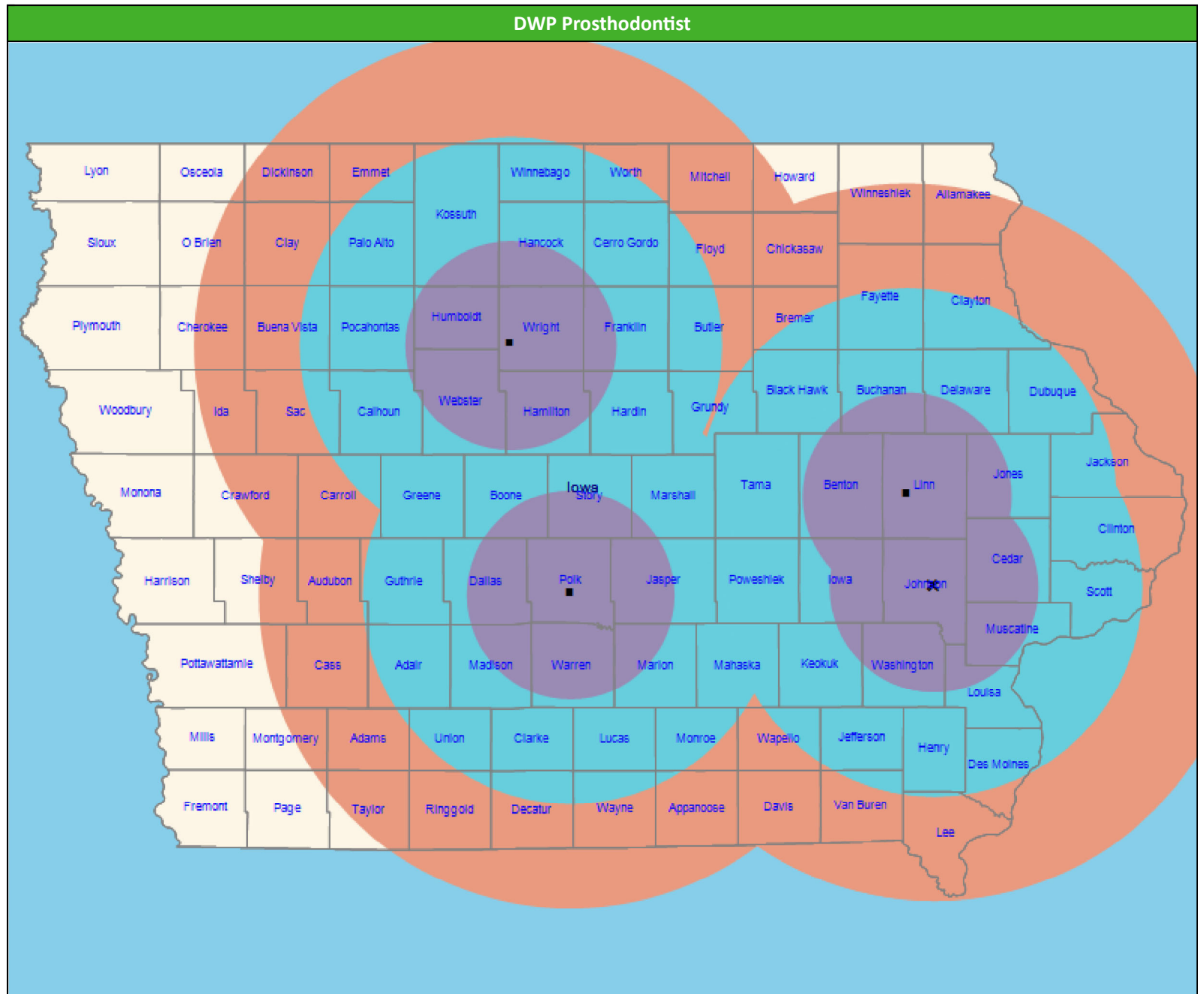
July 15, 2021

DWP Prosthodontist

20 providers at 5 locations

- Single providers (3)
- × Multiple providers (2)
- 30 mile radius
- 60 mile radius
- 90 mile radius

41.42 miles



DWP Orthodontist Access Map

July 15, 2021

DWP Orthodontist

96 providers at 52 locations

- Single providers (29)
- ✕ Multiple providers (23)
- 30 mile radius
- 60 mile radius
- 90 mile radius

41.42 miles



Access Summary By State

July 15, 2021

Access Analysis

DWP Network

Member Group

DWP Members

Provider Group

- DWP All Providers
- DWP General Practitioner
- DWP Oral Surgeon
- DWP Endodontist
- DWP Orthodontist
- DWP Periodontist
- DWP Prosthodontist

¹ Provider counts represent:

- P: Unique providers
- L: Unique provider locations

** These records have been excluded from the analysis because of invalid zip codes.

All Members												
Member		Provider		With Access		Without Access		Counts ¹		Average Distance		Average Time
Group	#	Group	Standard	#	%	#	%	P	L	1	2	1
DWP Members	252,439	DWP All Providers	1 in 30 miles and 3...	252,428	99.9	11	0.1	1,631	634	2.8	3.8	3.2
		DWP General Pr...	1 in 30 miles and 3...	252,428	99.9	11	0.1	1,325	563	2.9	3.8	3.2
		DWP General Pr...	1 in 60 miles and 6...	252,431	99.9	8	0.1	1,325	563	2.9	3.8	3.2
		DWP General Pr...	1 in 90 miles and 9...	252,432	99.9	7	0.1	1,325	563	2.9	3.8	3.2
		DWP Oral Surgeon	1 in 30 miles and 3...	167,692	66.4	84,747	33.6	170	44	19.3	21.5	21.9
		DWP Oral Surgeon	1 in 60 miles and 6...	238,802	94.6	13,637	5.4	170	44	19.3	21.5	21.9
		DWP Oral Surgeon	1 in 90 miles and 9...	251,372	99.6	1,067	0.4	170	44	19.3	21.5	21.9
		DWP Endodontist	1 in 30 miles and 3...	77,044	30.5	175,395	69.5	9	4	54.8	57.5	70.7
		DWP Endodontist	1 in 60 miles and 6...	106,404	42.2	146,035	57.8	9	4	54.8	57.5	70.7
		DWP Endodontist	1 in 90 miles and 9...	167,190	66.2	85,249	33.8	9	4	54.8	57.5	70.7
		DWP Orthodontist	1 in 30 miles and 3...	184,705	73.2	67,734	26.8	96	52	17.0	22.0	19.0
		DWP Orthodontist	1 in 60 miles and 6...	239,389	94.8	13,050	5.2	96	52	17.0	22.0	19.0
		DWP Orthodontist	1 in 90 miles and 9...	252,422	99.9	17	0.1	96	52	17.0	22.0	19.0
		DWP Periodontist	1 in 30 miles and 3...	23,364	9.3	229,075	90.7	11	5	61.1	70.8	78.0
		DWP Periodontist	1 in 60 miles and 6...	69,959	27.7	182,480	72.3	11	5	61.1	70.8	78.0
		DWP Periodontist	1 in 90 miles and 9...	143,890	57.0	108,549	43.0	11	5	61.1	70.8	78.0
		DWP Prosthodo...	1 in 30 miles and 3...	83,244	33.0	169,195	67.0	20	5	49.0	78.5	61.1
		DWP Prosthodo...	1 in 60 miles and 6...	121,742	48.2	130,697	51.8	20	5	49.0	78.5	61.1
		DWP Prosthodo...	1 in 90 miles and 9...	185,817	73.6	66,622	26.4	20	5	49.0	78.5	61.1

Key Geographic Areas										
State Name	Member	Provider		With Access		Without Access		Average Distance		Average Time
	#	Group	Standard	#	%	#	%	1	2	1
Iowa	252,428	DWP General Practitioner	1 in 60 miles and 60 mins	252,428	100.0	0	0.0	2.9	3.8	3.2
		DWP General Practitioner	1 in 90 miles and 90 mins	252,428	100.0	0	0.0	2.9	3.8	3.2
		DWP All Providers	1 in 30 miles and 30 mins	252,425	99.9	3	0.1	2.8	3.8	3.2
		DWP General Practitioner	1 in 30 miles and 30 mins	252,425	99.9	3	0.1	2.9	3.8	3.2
		DWP Orthodontist	1 in 90 miles and 90 mins	252,418	99.9	10	0.1	17.0	22.0	19.0
		DWP Oral Surgeon	1 in 90 miles and 90 mins	251,369	99.6	1,059	0.4	19.2	21.5	21.9
		DWP Orthodontist	1 in 60 miles and 60 mins	239,386	94.8	13,042	5.2	17.0	22.0	19.0
		DWP Oral Surgeon	1 in 60 miles and 60 mins	238,800	94.6	13,628	5.4	19.2	21.5	21.9
		DWP Prosthodontist	1 in 90 miles and 90 mins	185,817	73.6	66,611	26.4	49.0	78.5	61.1
		DWP Orthodontist	1 in 30 miles and 30 mins	184,704	73.2	67,724	26.8	17.0	22.0	19.0
		DWP Oral Surgeon	1 in 30 miles and 30 mins	167,691	66.4	84,737	33.6	19.2	21.5	21.9
		DWP Endodontist	1 in 90 miles and 90 mins	167,190	66.2	85,238	33.8	54.8	57.5	70.7
		DWP Periodontist	1 in 90 miles and 90 mins	143,889	57.0	108,539	43.0	61.1	70.8	78.0
		DWP Prosthodontist	1 in 60 miles and 60 mins	121,742	48.2	130,686	51.8	49.0	78.5	61.1
		DWP Endodontist	1 in 60 miles and 60 mins	106,404	42.2	146,024	57.8	54.8	57.5	70.7
		DWP Prosthodontist	1 in 30 miles and 30 mins	83,244	33.0	169,184	67.0	49.0	78.5	61.1

Access Summary By City

July 15, 2021

Access Analysis

DWP Network

Member Group

DWP Members

Provider Group

- DWP All Providers
- DWP General Practitioner
- DWP Oral Surgeon
- DWP Endodontist
- DWP Orthodontist
- DWP Periodontist
- DWP Prosthodontist

¹ Provider counts represent:

- P: Unique providers
- L: Unique provider locations

** These records have been excluded from the analysis because of invalid zip codes.

All Members												
Member		Provider		With Access		Without Access		Counts ¹		Average Distance		Average Time
Group	#	Group	Standard	#	%	#	%	P	L	1	2	1
DWP Members	252,439	DWP All Providers	1 in 30 miles and 3...	252,428	99.9	11	0.1	1,631	634	2.8	3.8	3.2
		DWP General Pr...	1 in 30 miles and 3...	252,428	99.9	11	0.1	1,325	563	2.9	3.8	3.2
		DWP General Pr...	1 in 60 miles and 6...	252,431	99.9	8	0.1	1,325	563	2.9	3.8	3.2
		DWP General Pr...	1 in 90 miles and 9...	252,432	99.9	7	0.1	1,325	563	2.9	3.8	3.2
		DWP Oral Surgeon	1 in 30 miles and 3...	167,692	66.4	84,747	33.6	170	44	19.3	21.5	21.9
		DWP Oral Surgeon	1 in 60 miles and 6...	238,802	94.6	13,637	5.4	170	44	19.3	21.5	21.9
		DWP Oral Surgeon	1 in 90 miles and 9...	251,372	99.6	1,067	0.4	170	44	19.3	21.5	21.9
		DWP Endodontist	1 in 30 miles and 3...	77,044	30.5	175,395	69.5	9	4	54.8	57.5	70.7
		DWP Endodontist	1 in 60 miles and 6...	106,404	42.2	146,035	57.8	9	4	54.8	57.5	70.7
		DWP Endodontist	1 in 90 miles and 9...	167,190	66.2	85,249	33.8	9	4	54.8	57.5	70.7
		DWP Orthodontist	1 in 30 miles and 3...	184,705	73.2	67,734	26.8	96	52	17.0	22.0	19.0
		DWP Orthodontist	1 in 60 miles and 6...	239,389	94.8	13,050	5.2	96	52	17.0	22.0	19.0
		DWP Orthodontist	1 in 90 miles and 9...	252,422	99.9	17	0.1	96	52	17.0	22.0	19.0
		DWP Periodontist	1 in 30 miles and 3...	23,364	9.3	229,075	90.7	11	5	61.1	70.8	78.0
		DWP Periodontist	1 in 60 miles and 6...	69,959	27.7	182,480	72.3	11	5	61.1	70.8	78.0
		DWP Periodontist	1 in 90 miles and 9...	143,890	57.0	108,549	43.0	11	5	61.1	70.8	78.0
		DWP Prosthodo...	1 in 30 miles and 3...	83,244	33.0	169,195	67.0	20	5	49.0	78.5	61.1
		DWP Prosthodo...	1 in 60 miles and 6...	121,742	48.2	130,697	51.8	20	5	49.0	78.5	61.1
		DWP Prosthodo...	1 in 90 miles and 9...	185,817	73.6	66,622	26.4	20	5	49.0	78.5	61.1

Key Geographic Areas										
City	Member	Provider		With Access		Without Access		Average Distance		Average Time
	#	Group	Standard	#	%	#	%	1	2	1
Des Moines, IA	27,849	DWP All Providers	1 in 30 miles and 30 mins	27,849	100.0	0	0.0	0.8	1.0	1.2
		DWP General Practitioner	1 in 30 miles and 30 mins	27,849	100.0	0	0.0	0.8	1.0	1.3
		DWP General Practitioner	1 in 60 miles and 60 mins	27,849	100.0	0	0.0	0.8	1.0	1.3
		DWP General Practitioner	1 in 90 miles and 90 mins	27,849	100.0	0	0.0	0.8	1.0	1.3
		DWP Orthodontist	1 in 90 miles and 90 mins	27,849	100.0	0	0.0	3.0	3.6	4.7
		DWP Oral Surgeon	1 in 90 miles and 90 mins	27,848	99.9	1	0.1	2.7	3.1	4.2
		DWP Oral Surgeon	1 in 60 miles and 60 mins	27,846	99.9	3	0.1	2.7	3.1	4.2
		DWP Orthodontist	1 in 60 miles and 60 mins	27,846	99.9	3	0.1	3.0	3.6	4.7
		DWP Prosthodontist	1 in 90 miles and 90 mins	27,844	99.9	5	0.1	5.3	77.4	7.8
		DWP Orthodontist	1 in 30 miles and 30 mins	27,843	99.9	6	0.1	3.0	3.6	4.7
		DWP Endodontist	1 in 90 miles and 90 mins	27,842	99.9	7	0.1	4.2	10.5	7.4
		DWP Oral Surgeon	1 in 30 miles and 30 mins	27,840	99.9	9	0.1	2.7	3.1	4.2
		DWP Prosthodontist	1 in 60 miles and 60 mins	27,840	99.9	9	0.1	5.3	77.4	7.8
		DWP Prosthodontist	1 in 30 miles and 30 mins	27,838	99.9	11	0.1	5.3	77.4	7.8
DWP Endodontist	1 in 60 miles and 60 mins	27,837	99.9	12	0.1	4.2	10.5	7.4		
DWP Endodontist	1 in 30 miles and 30 mins	27,836	99.9	13	0.1	4.2	10.5	7.4		