

Network Access Analysis

Dental Wellness Plan

Delta Dental of Iowa

SFY23 Q2

Contents

Report Contents

Access Overview 30 Miles	3
<i>DWP Members: DWP All Providers, DWP Members: DWP Primary Care Dentist, DWP Members: DWP Oral Surgeon, DWP Members: DWP Endodontist, DWP Members: DWP Orthodontist, DWP Members: DWP Periodontist, DWP Members: DWP Prosthodontist</i>	
Access Overview 60 Miles	10
<i>DWP Members: DWP All Providers, DWP Members: DWP Primary Care Dentist, DWP Members: DWP Oral Surgeon, DWP Members: DWP Endodontist, DWP Members: DWP Orthodontist, DWP Members: DWP Periodontist, DWP Members: DWP Prosthodontist</i>	
Access Overview 90 Miles	17
<i>DWP Members: DWP All Providers, DWP Members: DWP Primary Care Dentist, DWP Members: DWP Oral Surgeon, DWP Members: DWP Endodontist, DWP Members: DWP Orthodontist, DWP Members: DWP Periodontist, DWP Members: DWP Prosthodontist</i>	
DWP Primary Dentist Access Map	24
DWP Oral Surgeon Access Map	25
DWP Endodontist Access Map	26
DWP Periodontist Access Map	27
DWP Prosthodontist Access Map	28
DWP Orthodontist Access Map	29
Access Summary By State	30
<i>DWP Members: DWP General Dentist, DWP Members: DWP General Dentist, DWP Members: DWP General Dentist, DWP Members: DWP Oral Surgeon, DWP Members: DWP Oral Surgeon, DWP Members: DWP Oral Surgeon, DWP Members: DWP Endodontist, DWP Members: DWP Endodontist, DWP Members: DWP Endodontist, DWP Members: DWP Periodontist, DWP Members: DWP Periodontist, DWP Members: DWP Periodontist, DWP Members: DWP Prosthodontist, DWP Members: DWP Prosthodontist, DWP Members: DWP Prosthodontist, DWP Members: DWP Orthodontist, DWP Members: DWP Orthodontist, DWP Members: DWP Orthodontist, DWP Members: DWP All Providers</i>	
Access Summary By City	31
<i>DWP Members: DWP General Dentist, DWP Members: DWP General Dentist, DWP Members: DWP General Dentist, DWP Members: DWP Oral Surgeon, DWP Members: DWP Oral Surgeon, DWP Members: DWP Oral Surgeon, DWP Members: DWP Endodontist, DWP Members: DWP Endodontist, DWP Members: DWP Endodontist, DWP Members: DWP Periodontist, DWP Members: DWP Periodontist, DWP Members: DWP Periodontist, DWP Members: DWP Prosthodontist, DWP Members: DWP Prosthodontist, DWP Members: DWP Prosthodontist, DWP Members: DWP Orthodontist, DWP Members: DWP Orthodontist, DWP Members: DWP Orthodontist, DWP Members: DWP All Providers</i>	

Access Overview 30 Miles - All Providers

February 27, 2023

Access Analysis

DWP Network

Member / Provider Groups

DWP Members

DWP All Providers

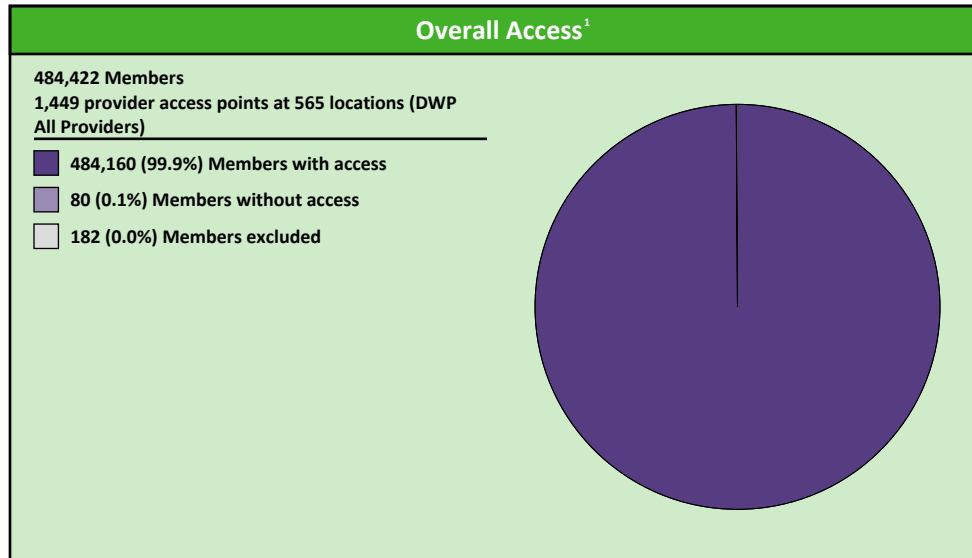
Comparison Graph

Percent of members with access to a choice of providers over miles

- 1st closest
- 2nd closest

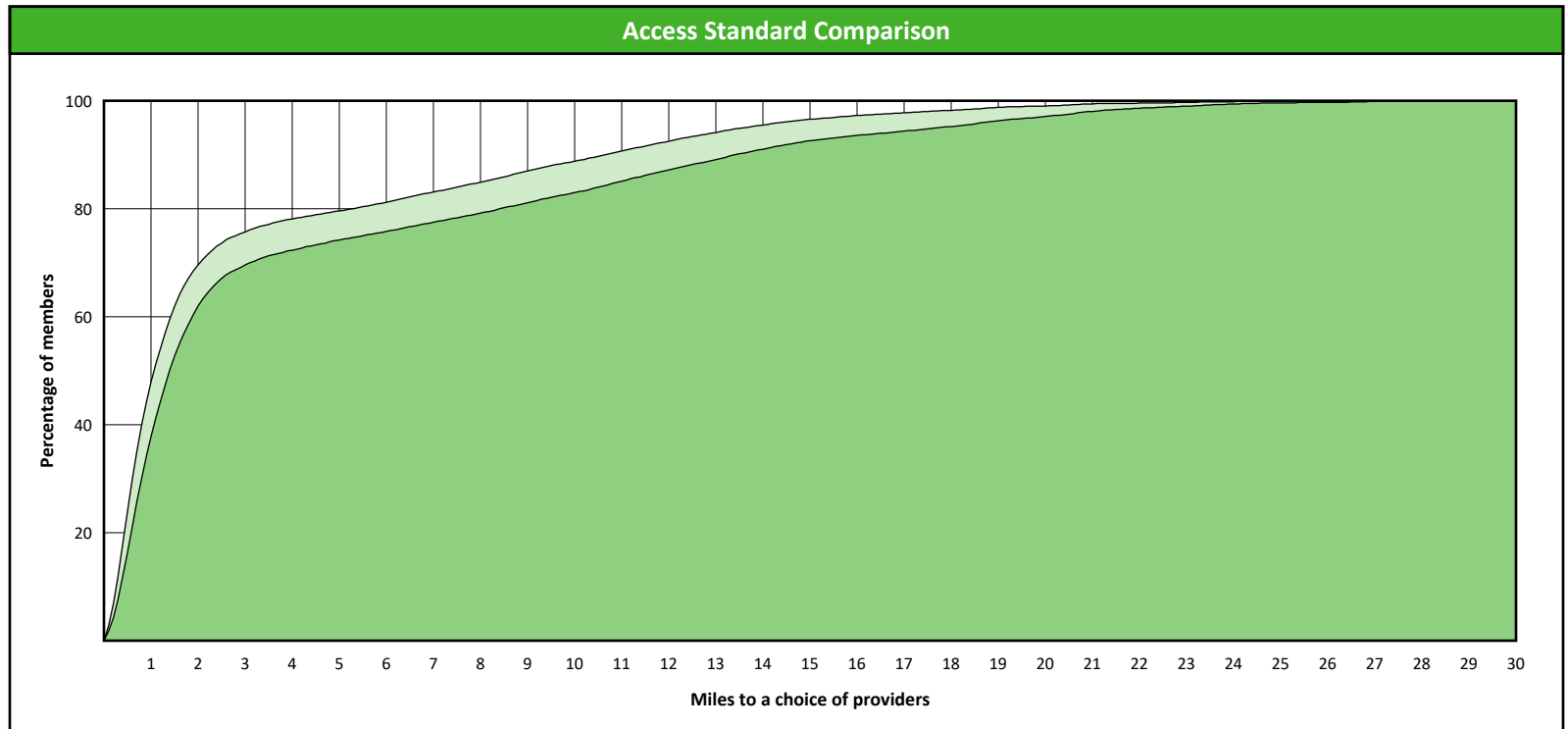
¹ The Access Standard is defined as (DWP Members) members accessing:

1 (DWP All Providers) provider in 30 miles and 30 minutes



Distances/Times

	Average
Distance/Time to 1st closest provider	3.2 miles 3.5 mins
Distance/Time to 2nd closest provider	4.3 miles 4.7 mins



Access Overview 30 Miles - Primary Care Dentist

February 27, 2023

Access Analysis

DWP Network

Member / Provider Groups

DWP Members

DWP Primary Dentist

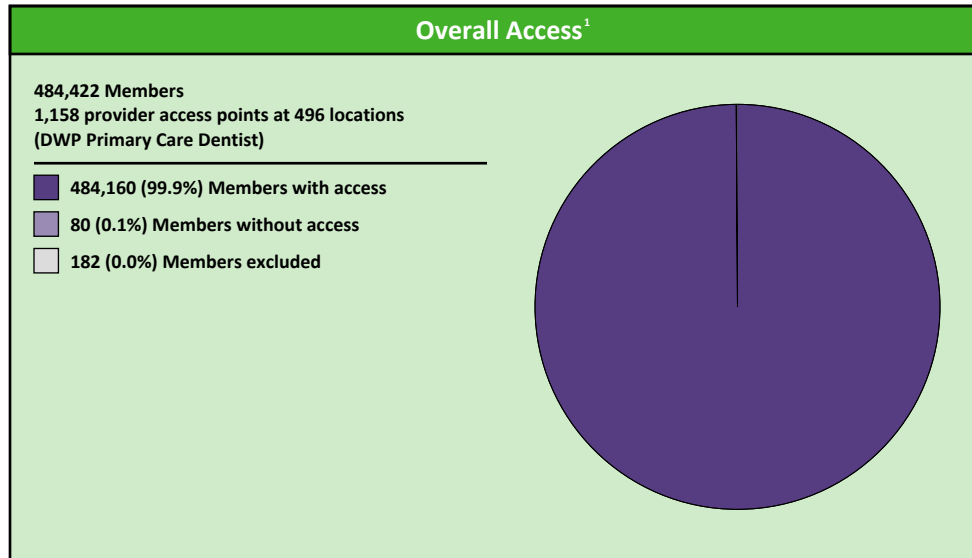
Comparison Graph

Percent of members with access to a choice of providers over miles

- 1st closest
- 2nd closest

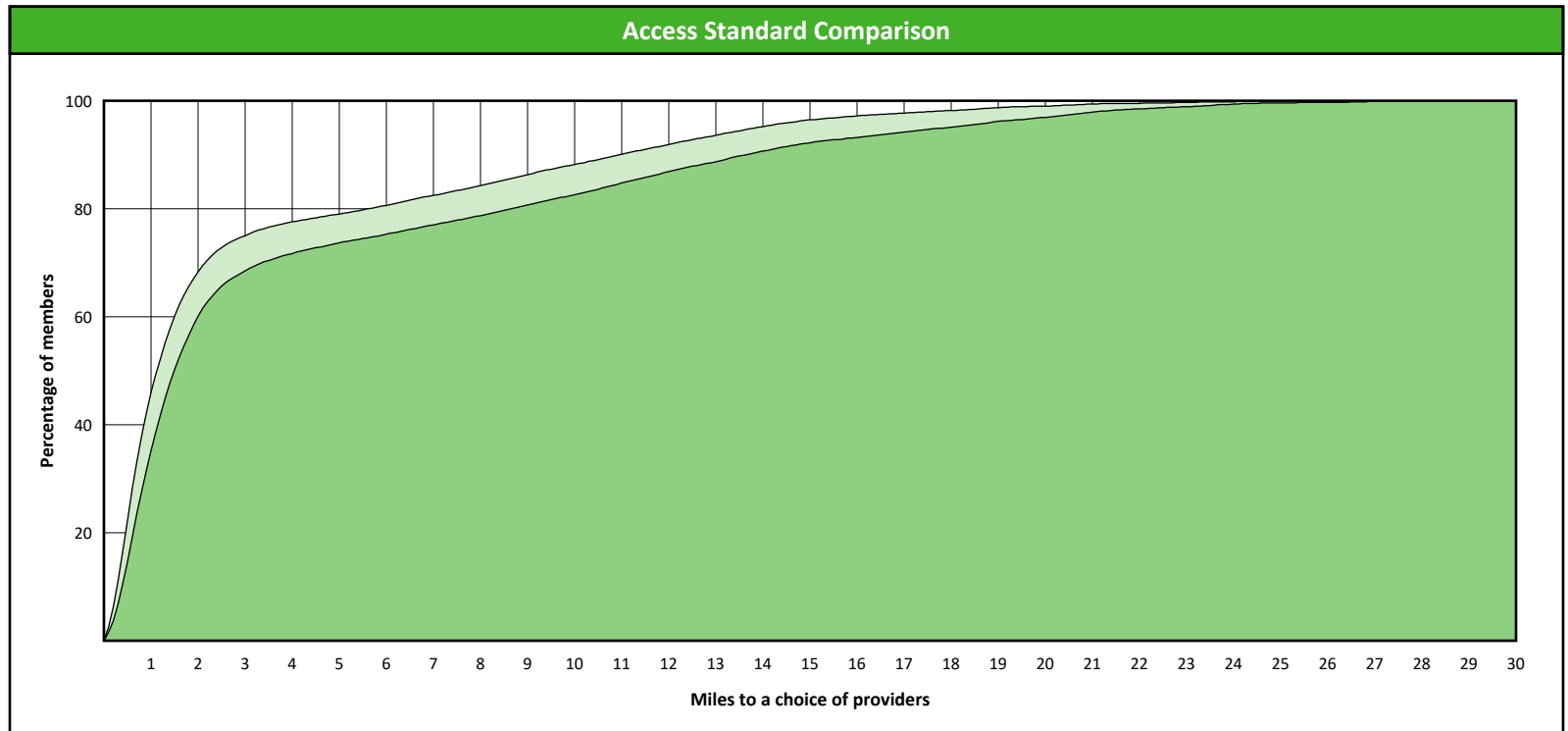
¹ The Access Standard is defined as (DWP Members) members accessing:

1 (DWP General Dentist) provider in 30 miles and 30 minutes



Distances/Times

	Average
Distance/Time to 1st closest provider	3.3 miles 3.7 mins
Distance/Time to 2nd closest provider	4.4 miles 4.9 mins



Access Overview 30 Miles - Oral Surgeon

February 27, 2023

Access Analysis

DWP Network

Member / Provider Groups

DWP Members

DWP Oral Surgeon


Comparison Graph

Percent of members with access to a choice of providers over miles

- 1st closest
- 2nd closest

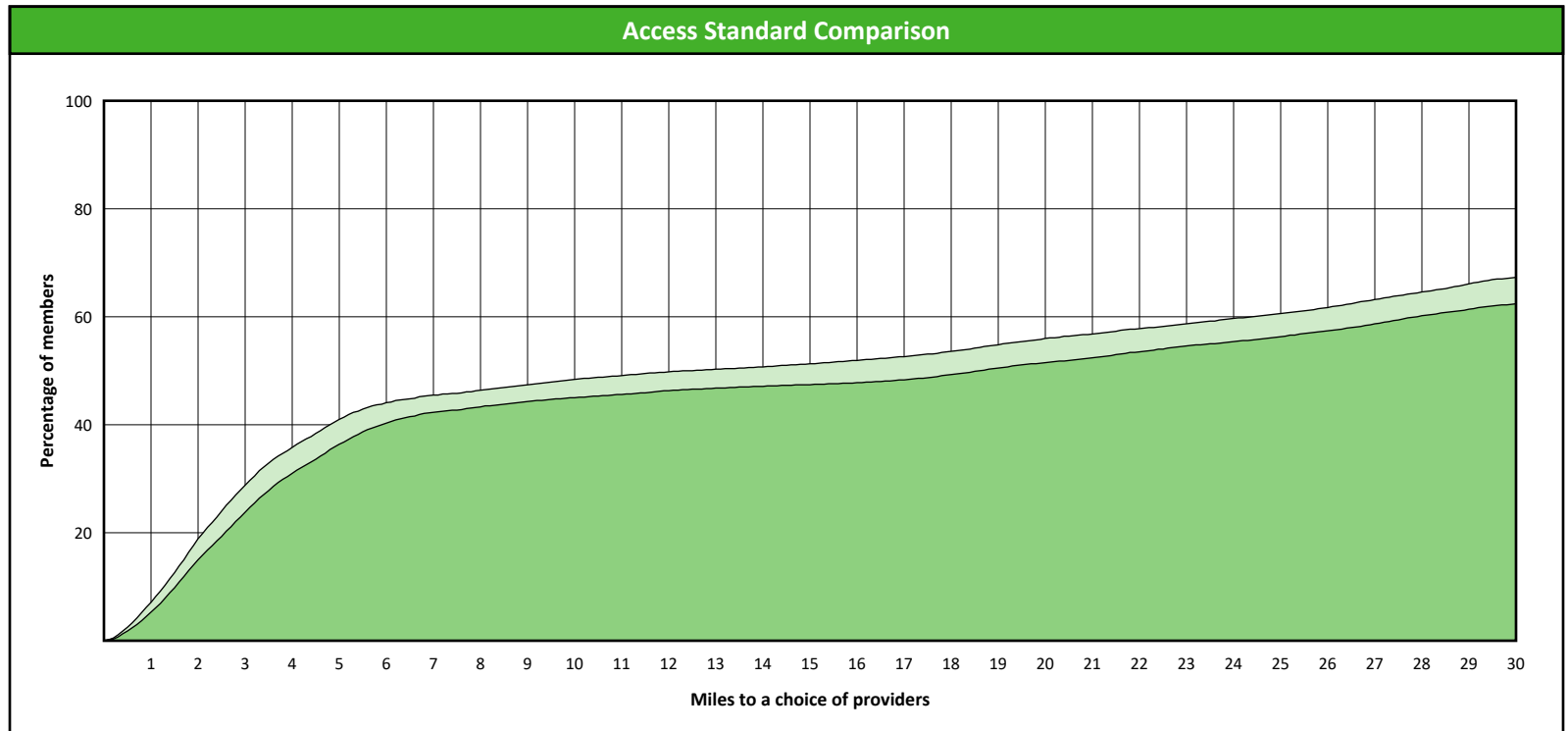
¹ The Access Standard is defined as (DWP Members) members accessing:

1 (DWP Oral Surgeon) provider in 30 miles and 30 minutes



Distances/Times

	Average
Distance/Time to 1st closest provider	20.8 miles 23.8 mins
Distance/Time to 2nd closest provider	24.6 miles 28.6 mins



Access Overview 30 Miles - Endodontist

February 27, 2023

Access Analysis

DWP Network

Member / Provider Groups

DWP Members

DWP Endodontist


Comparison Graph

Percent of members with access to a choice of providers over miles

- 1st closest
- 2nd closest

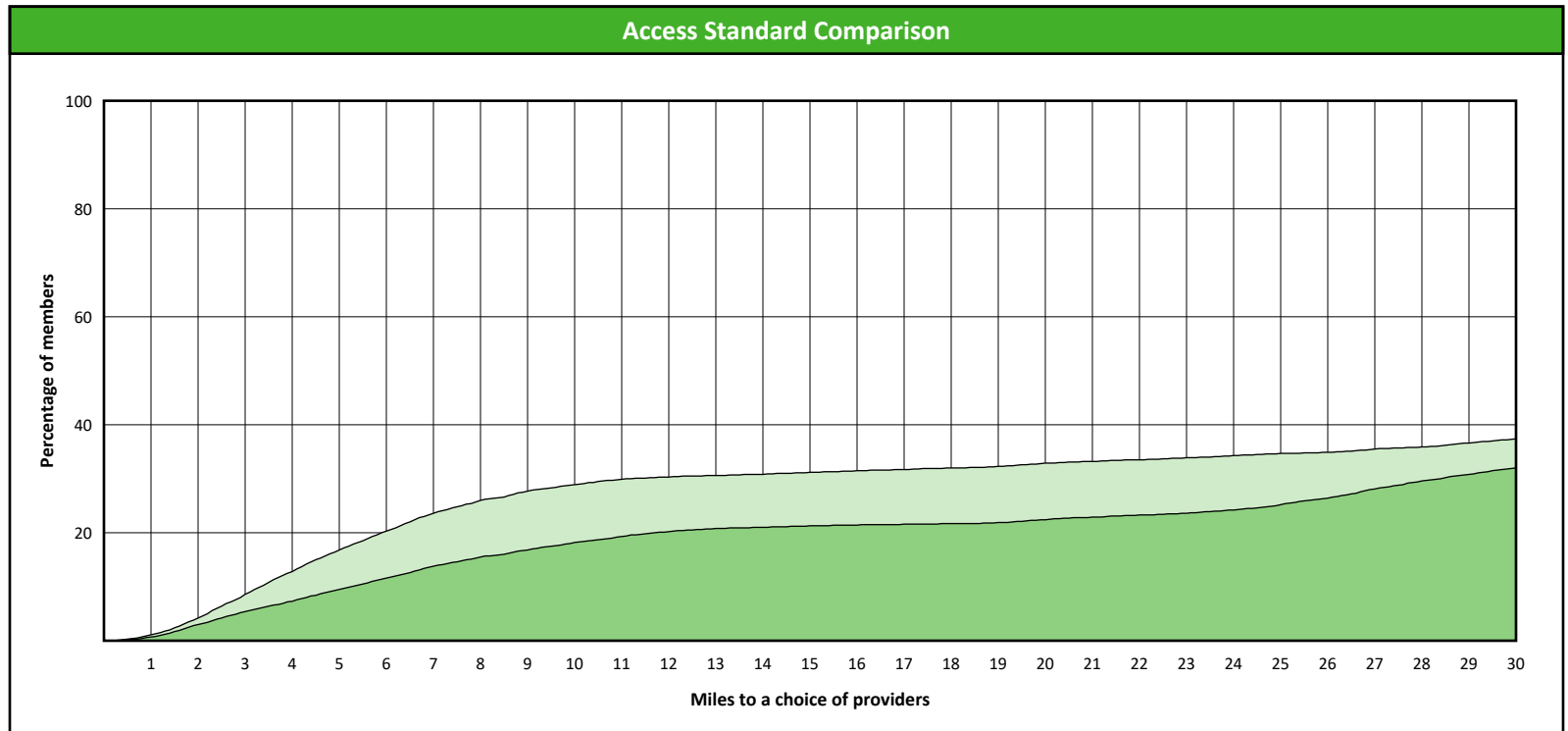
¹ The Access Standard is defined as (DWP Members) members accessing:

1 (DWP Endodontist) provider in 30 miles and 30 minutes



Distances/Times

	Average
Distance/Time to 1st closest provider	46.5 miles 62.3 mins
Distance/Time to 2nd closest provider	60.1 miles 82.7 mins



Access Overview 30 Miles - Orthodontist

February 27, 2023

Access Analysis

DWP Network

Member / Provider Groups

DWP Members

DWP Orthodontist


Comparison Graph

Percent of members with access to a choice of providers over miles

- 1st closest
- 2nd closest

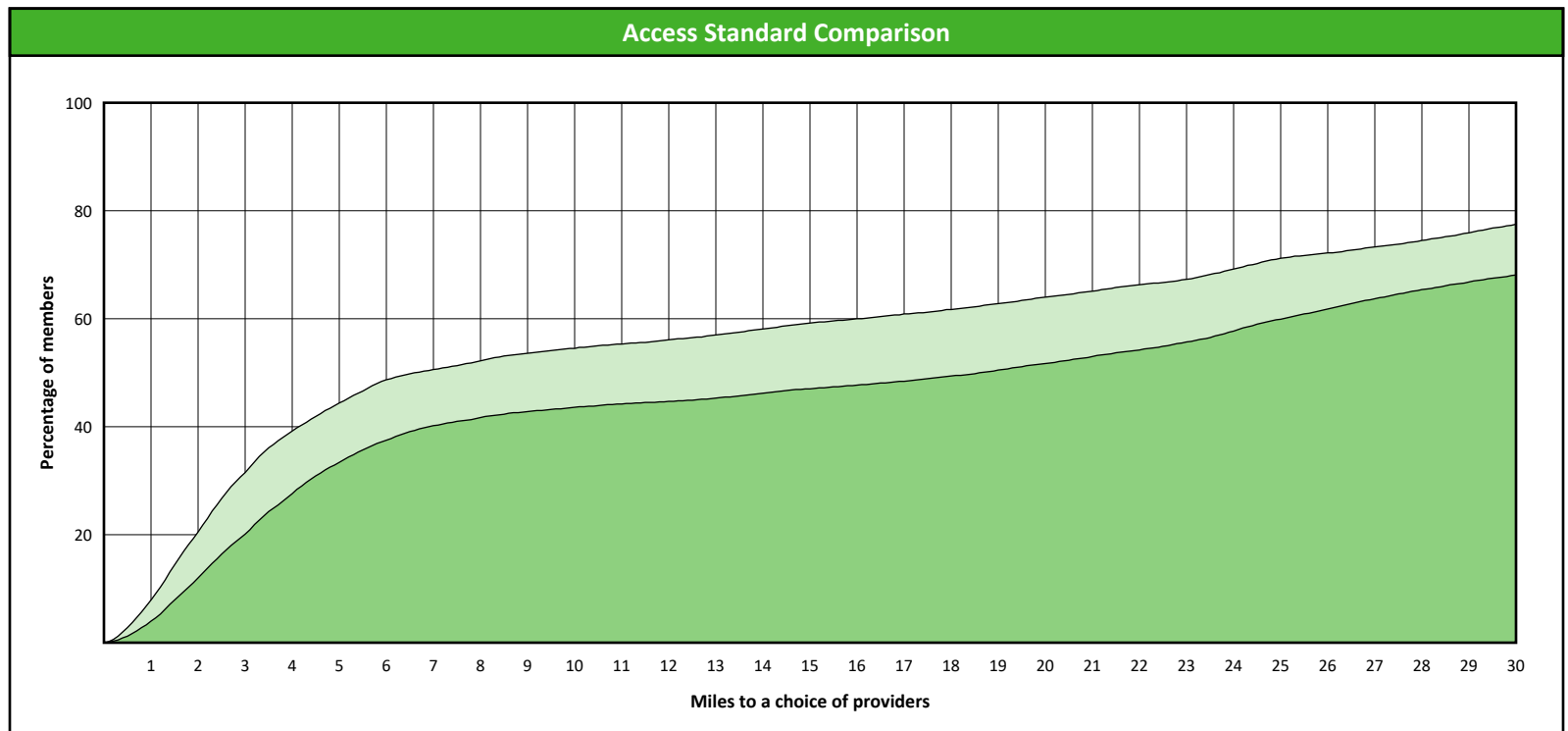
¹ The Access Standard is defined as (DWP Members) members accessing:

1 (DWP Orthodontist) provider in 30 miles and 30 minutes



Distances/Times

	Average
Distance/Time to 1st closest provider	17.0 miles 19.0 mins
Distance/Time to 2nd closest provider	21.9 miles 25.0 mins



Access Overview 30 Miles - Periodontist

February 27, 2023

Access Analysis

DWP Network

Member / Provider Groups

DWP Members

DWP Periodontist


Comparison Graph

Percent of members with access to a choice of providers over miles

- 1st closest
- 2nd closest

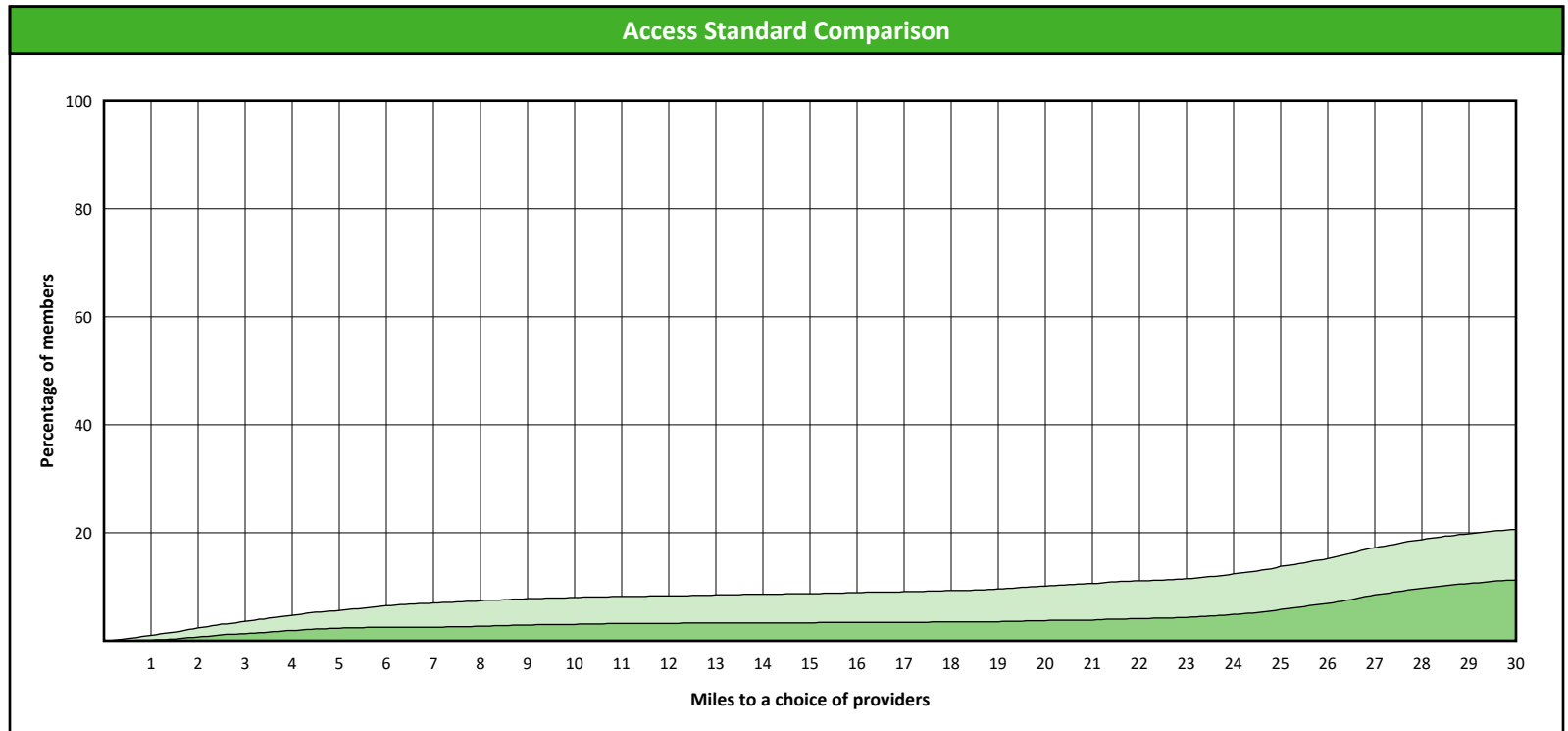
¹ The Access Standard is defined as (DWP Members) members accessing:

1 (DWP Periodontist) provider in 30 miles and 30 minutes



Distances/Times

	Average
Distance/Time to 1st closest provider	57.7 miles 74.3 mins
Distance/Time to 2nd closest provider	67.9 miles 87.2 mins



Access Overview 30 Miles - Prosthodontist

February 27, 2023

Access Analysis

DWP Network

Member / Provider Groups

DWP Members

DWP Prosthodontist


Comparison Graph

Percent of members with access to a choice of providers over miles

- 1st closest
- 2nd closest

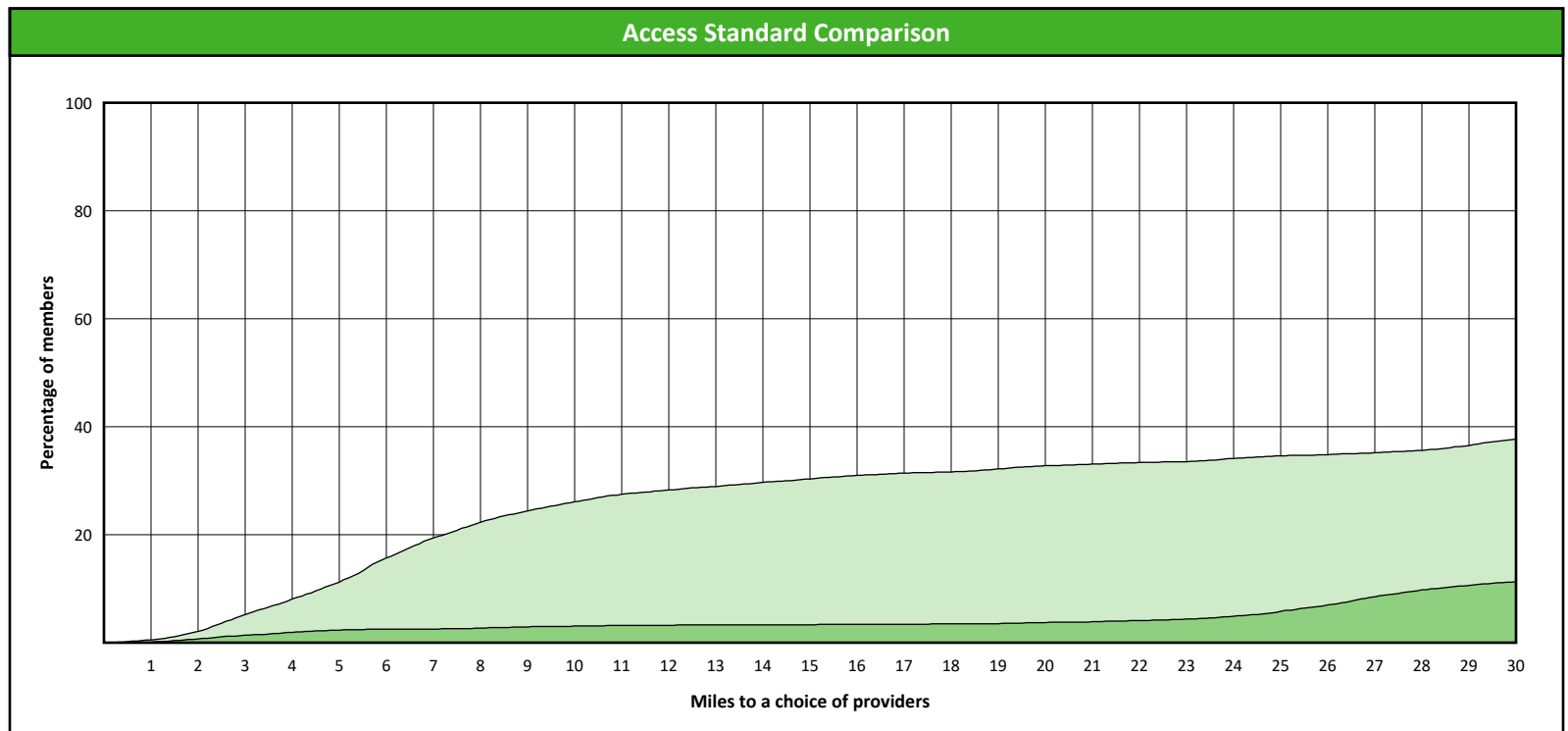
¹ The Access Standard is defined as (DWP Members) members accessing:

1 (DWP Prosthodontist) provider in 30 miles and 30 minutes



Distances/Times

	Average
Distance/Time to 1st closest provider	46.9 miles 62.0 mins
Distance/Time to 2nd closest provider	87.6 miles 117.9 mins



Access Overview 60 Miles - All Providers

February 27, 2023

Access Analysis

DWP Network

Member / Provider Groups

DWP Members

DWP All Providers


Comparison Graph

Percent of members with access to a choice of providers over miles

- 1st closest
- 2nd closest

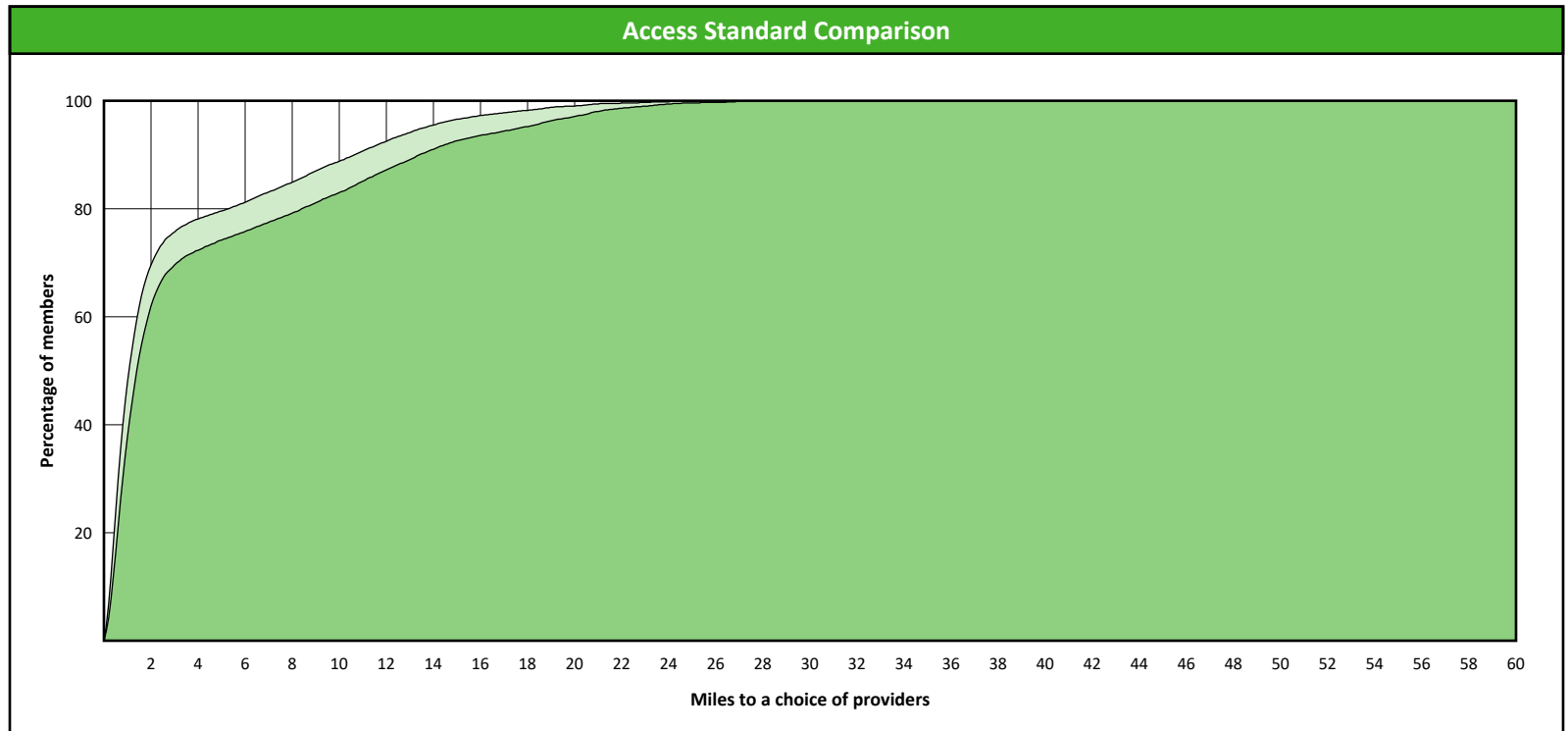
¹ The Access Standard is defined as (DWP Members) members accessing:

1 (DWP All Providers) provider in 60 miles and 60 minutes



Distances/Times

	Average
Distance/Time to 1st closest provider	3.2 miles 3.5 mins
Distance/Time to 2nd closest provider	4.3 miles 4.7 mins



Access Overview 60 Miles - Primary Care Dentist

February 27, 2023

Access Analysis

DWP Network

Member / Provider Groups

DWP Members

DWP Primary Dentist


Comparison Graph

Percent of members with access to a choice of providers over miles

- 1st closest
- 2nd closest

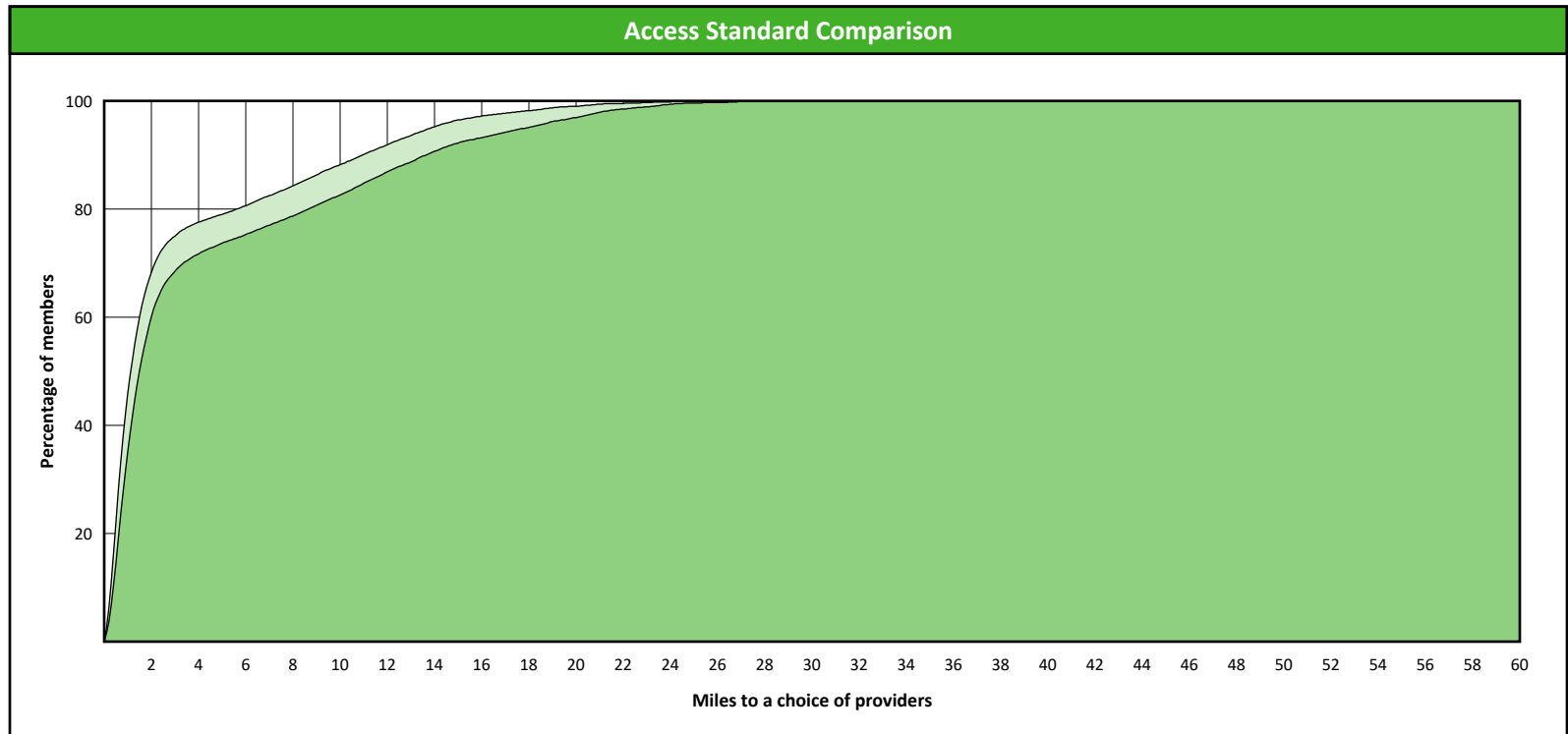
¹ The Access Standard is defined as (DWP Members) members accessing:

1 (DWP General Dentist) provider in 60 miles and 60 minutes



Distances/Times

	Average
Distance/Time to 1st closest provider	3.3 miles 3.7 mins
Distance/Time to 2nd closest provider	4.4 miles 4.9 mins



Access Overview 60 Miles - Oral Surgeon

February 27, 2023

Access Analysis

DWP Network

Member / Provider Groups

DWP Members

DWP Oral Surgeon


Comparison Graph

Percent of members with access to a choice of providers over miles

- 1st closest
- 2nd closest

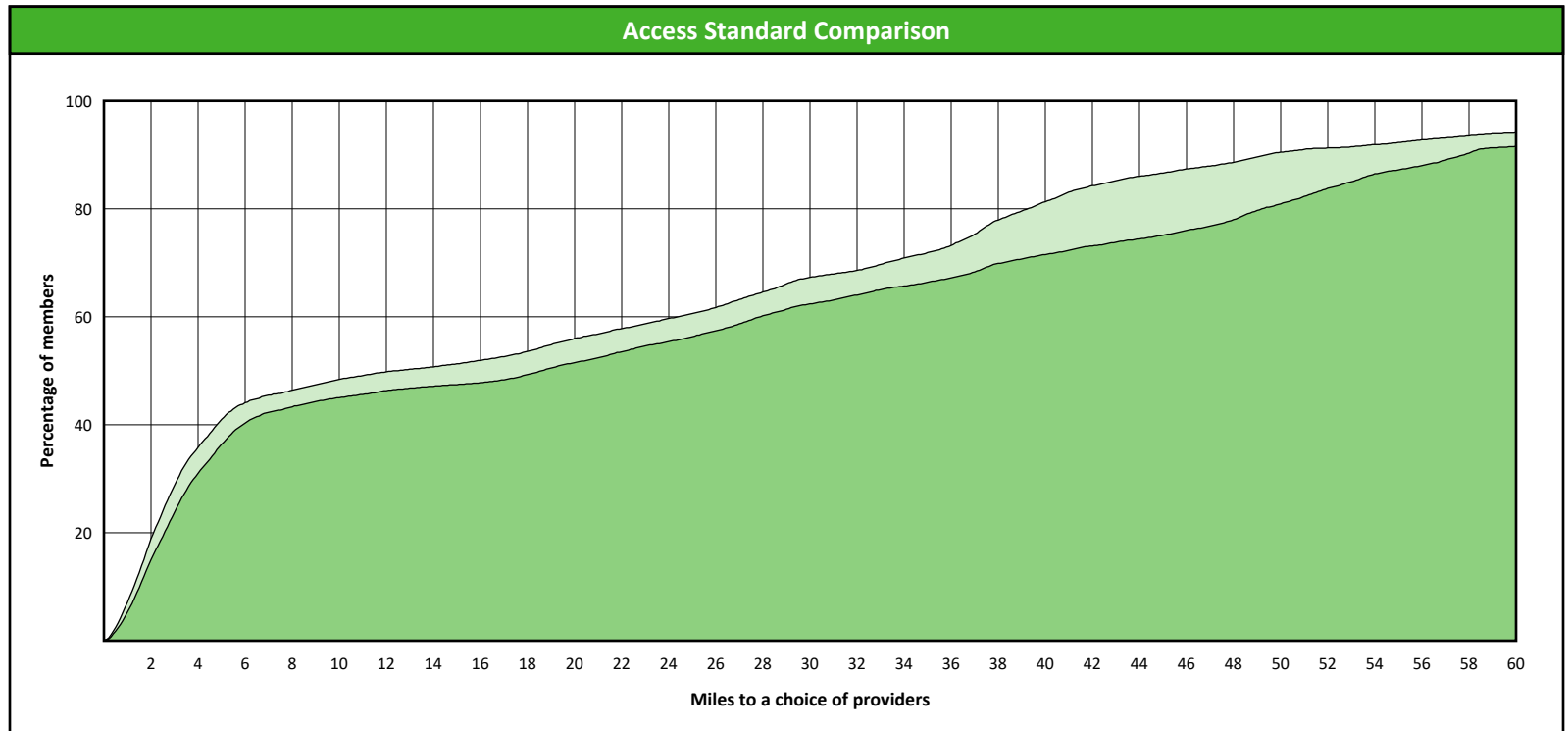
¹ The Access Standard is defined as (DWP Members) members accessing:

1 (DWP Oral Surgeon) provider in 60 miles and 60 minutes



Distances/Times

	Average
Distance/Time to 1st closest provider	20.8 miles 23.8 mins
Distance/Time to 2nd closest provider	24.6 miles 28.6 mins



Access Overview 60 Miles - Endodontist

February 27, 2023

Access Analysis

DWP Network

Member / Provider Groups

DWP Members

DWP Endodontist


Comparison Graph

Percent of members with access to a choice of providers over miles

- 1st closest
- 2nd closest

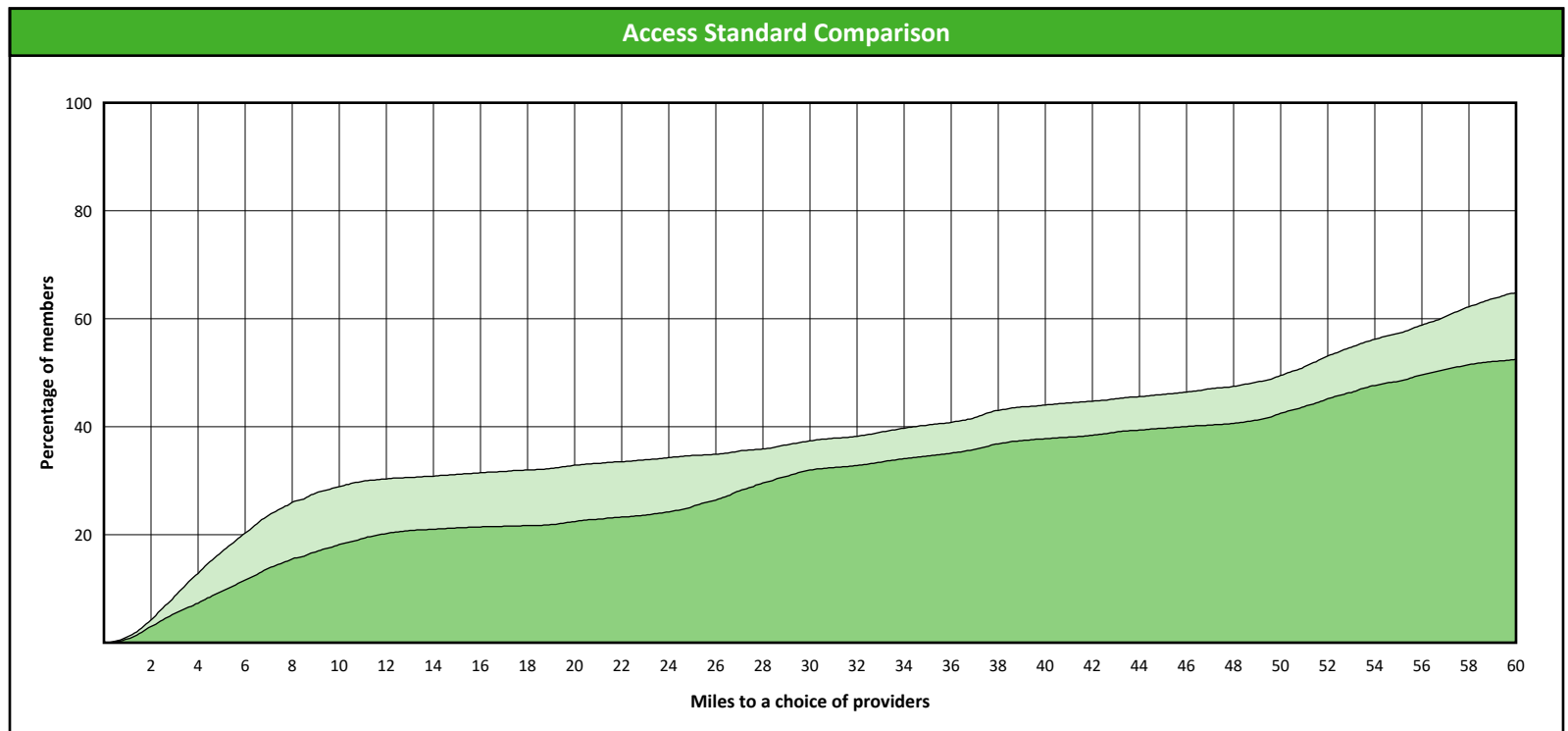
¹ The Access Standard is defined as (DWP Members) members accessing:

1 (DWP Endodontist) provider in 60 miles and 60 minutes



Distances/Times

	Average
Distance/Time to 1st closest provider	46.5 miles 62.3 mins
Distance/Time to 2nd closest provider	60.1 miles 82.7 mins



Access Overview 60 Miles - Orthodontist

February 27, 2023

Access Analysis

DWP Network

Member / Provider Groups

DWP Members

DWP Orthodontist


Comparison Graph

Percent of members with access to a choice of providers over miles

- 1st closest
- 2nd closest

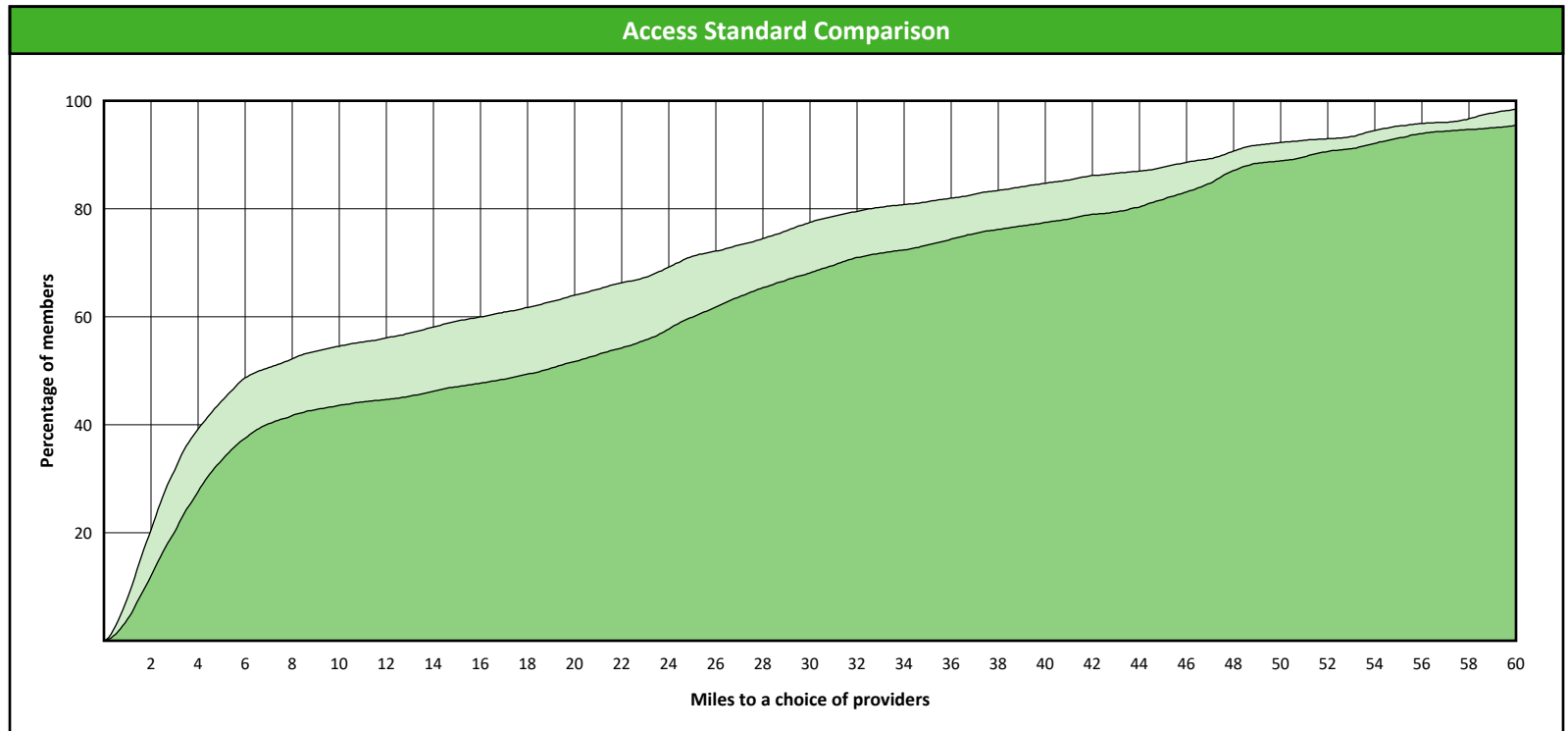
¹ The Access Standard is defined as (DWP Members) members accessing:

1 (DWP Orthodontist) provider in 60 miles and 60 minutes



Distances/Times

	Average
Distance/Time to 1st closest provider	17.0 miles 19.0 mins
Distance/Time to 2nd closest provider	21.9 miles 25.0 mins



Access Overview 60 Miles - Periodontist

February 27, 2023

Access Analysis

DWP Network

Member / Provider Groups

DWP Members

DWP Periodontist


Comparison Graph

Percent of members with access to a choice of providers over miles

- 1st closest
- 2nd closest

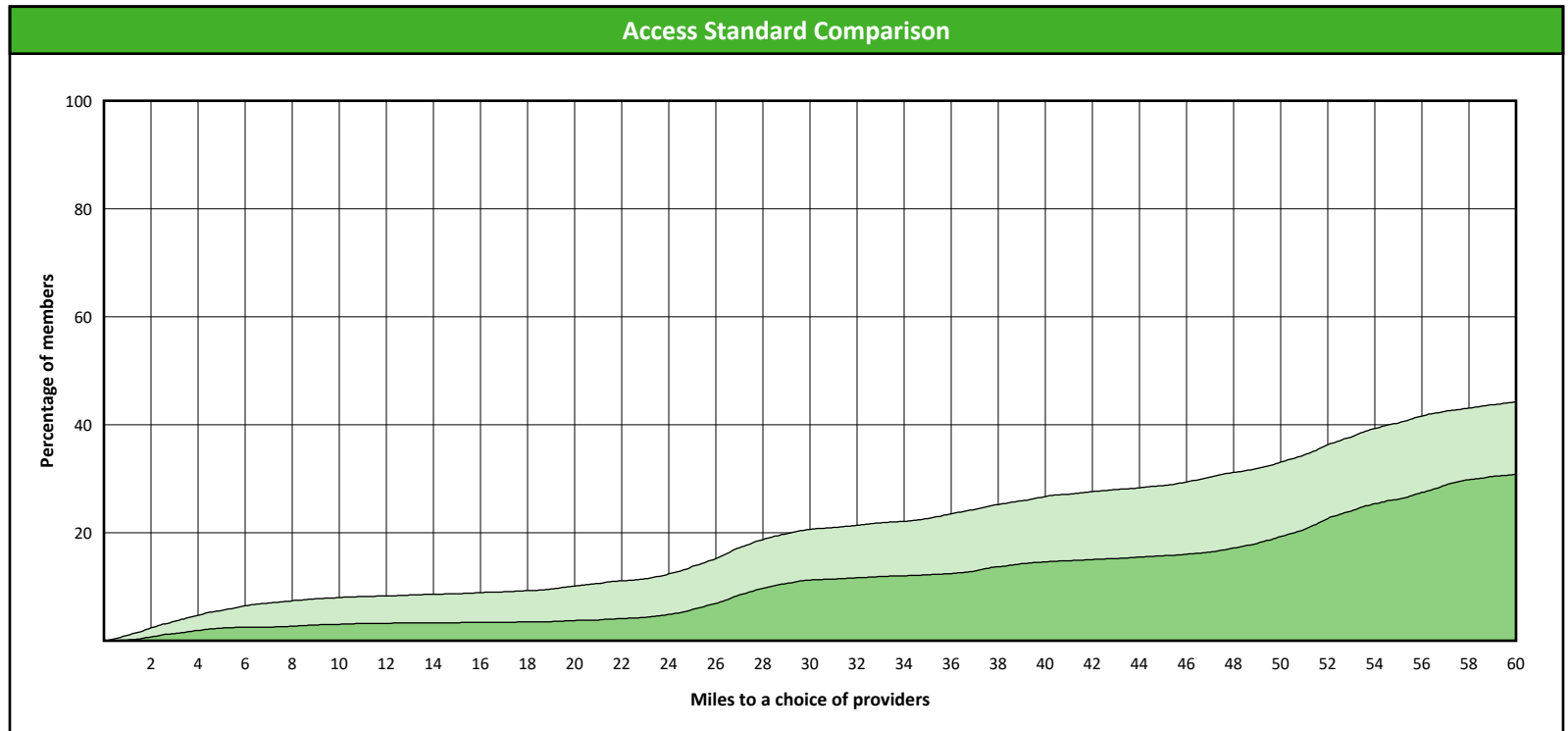
¹ The Access Standard is defined as (DWP Members) members accessing:

1 (DWP Periodontist) provider in 60 miles and 60 minutes



Distances/Times

	Average
Distance/Time to 1st closest provider	57.7 miles 74.3 mins
Distance/Time to 2nd closest provider	67.9 miles 87.2 mins



Access Overview 60 Miles - Prosthodontist

February 27, 2023

Access Analysis

DWP Network

Member / Provider Groups

DWP Members

DWP Prosthodontist


Comparison Graph

Percent of members with access to a choice of providers over miles

- 1st closest
- 2nd closest

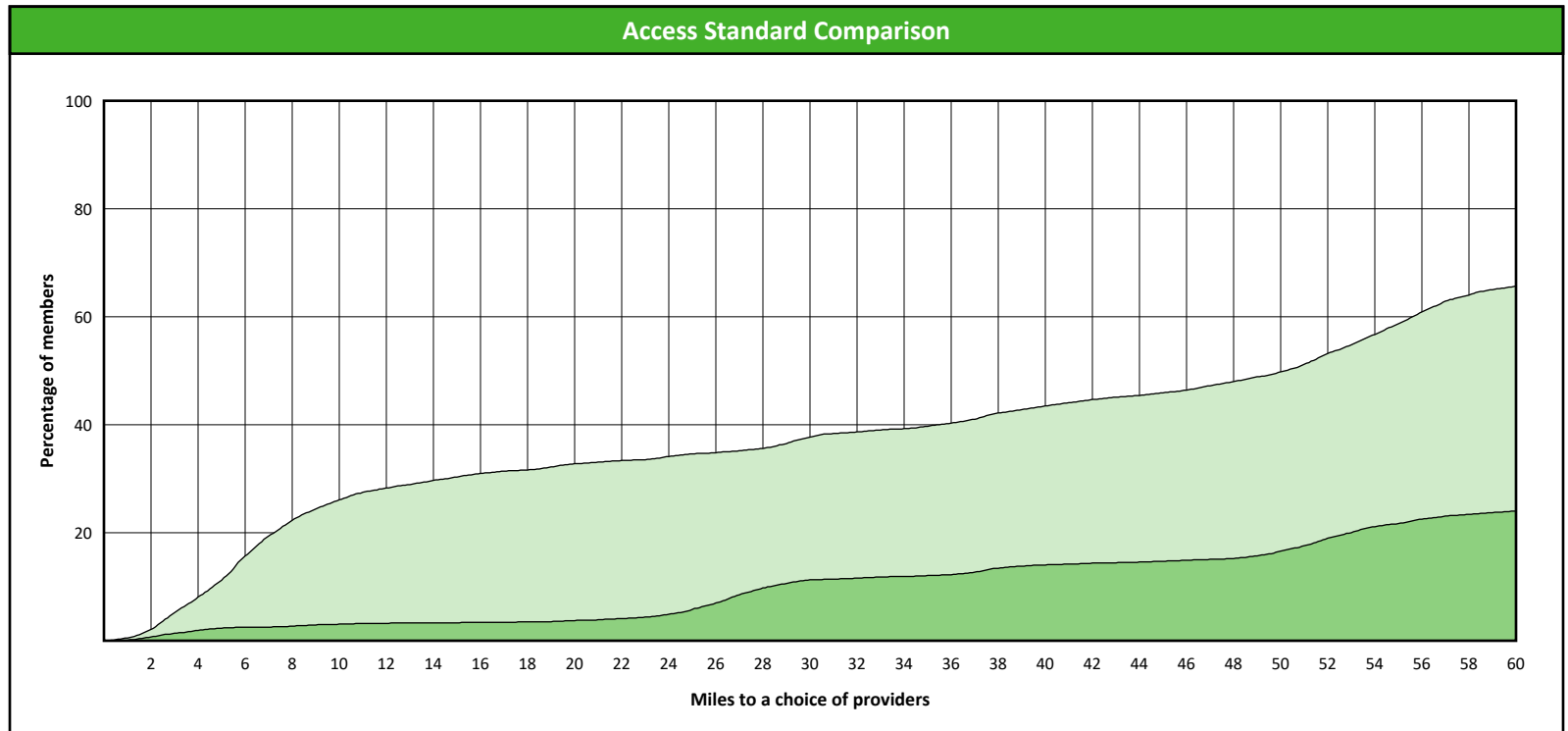
¹ The Access Standard is defined as (DWP Members) members accessing:

1 (DWP Prosthodontist) provider in 60 miles and 60 minutes



Distances/Times

	Average
Distance/Time to 1st closest provider	46.9 miles 62.0 mins
Distance/Time to 2nd closest provider	87.6 miles 117.9 mins



Access Overview 90 Miles - All Providers

February 27, 2023

Access Analysis

DWP Network

Member / Provider Groups

DWP Members

DWP All Providers


Comparison Graph

Percent of members with access to a choice of providers over miles

- 1st closest
- 2nd closest

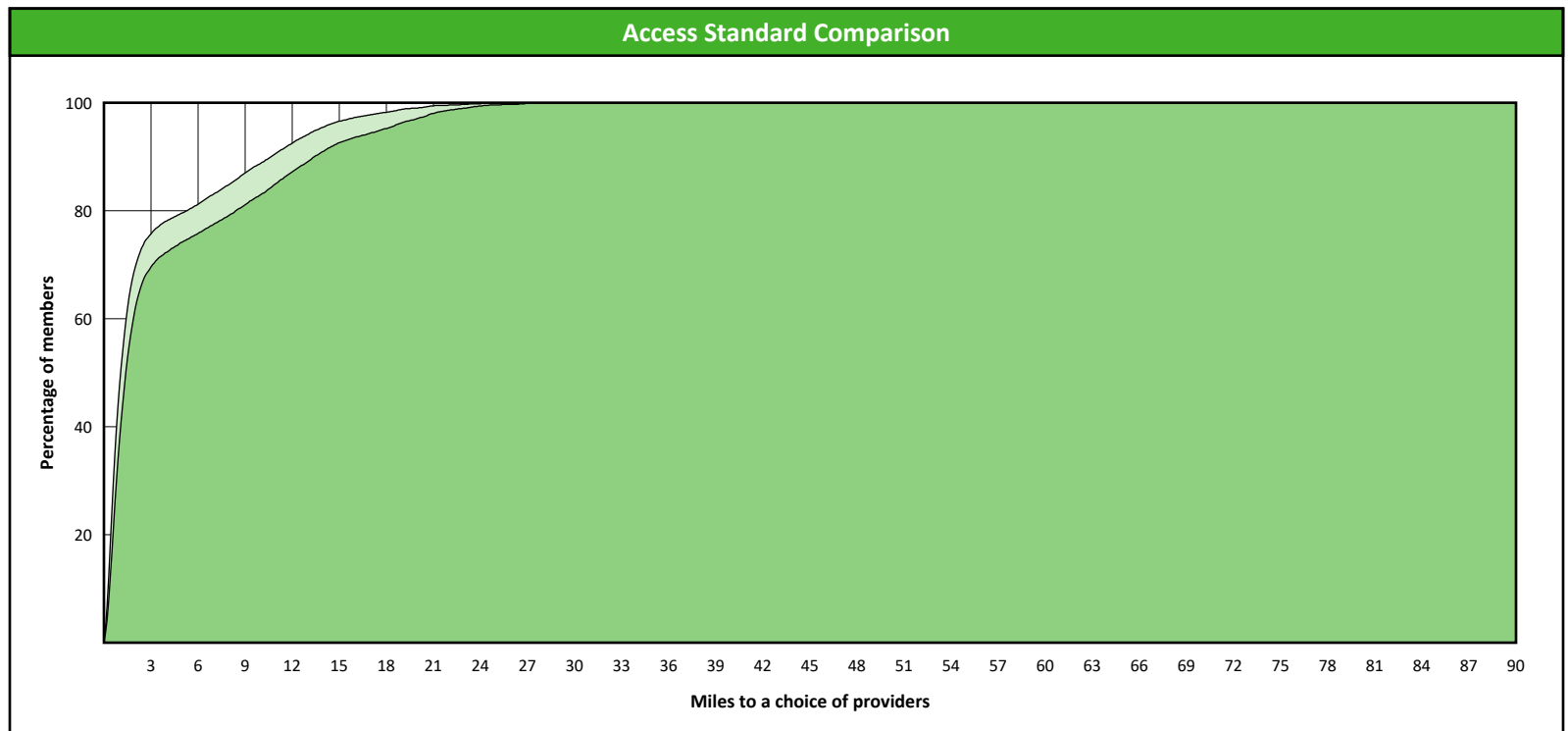
¹ The Access Standard is defined as (DWP Members) members accessing:

1 (DWP All Providers) provider in 90 miles and 90 minutes



Distances/Times

	Average
Distance/Time to 1st closest provider	3.2 miles 3.5 mins
Distance/Time to 2nd closest provider	4.3 miles 4.7 mins



Access Overview 90 Miles - Primary Care Dentist

February 27, 2023

Access Analysis

DWP Network

Member / Provider Groups

DWP Members

DWP Primary Dentist

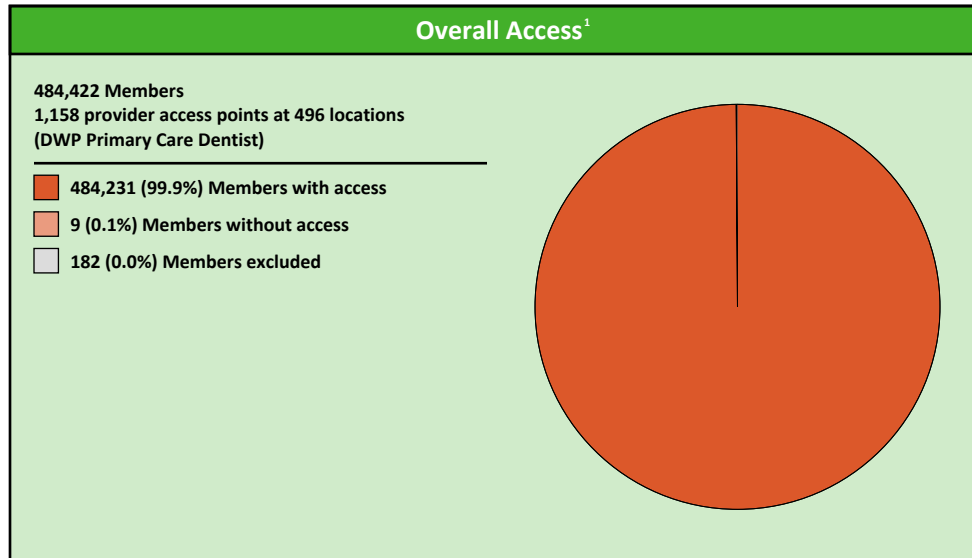
Comparison Graph

Percent of members with access to a choice of providers over miles

- 1st closest
- 2nd closest

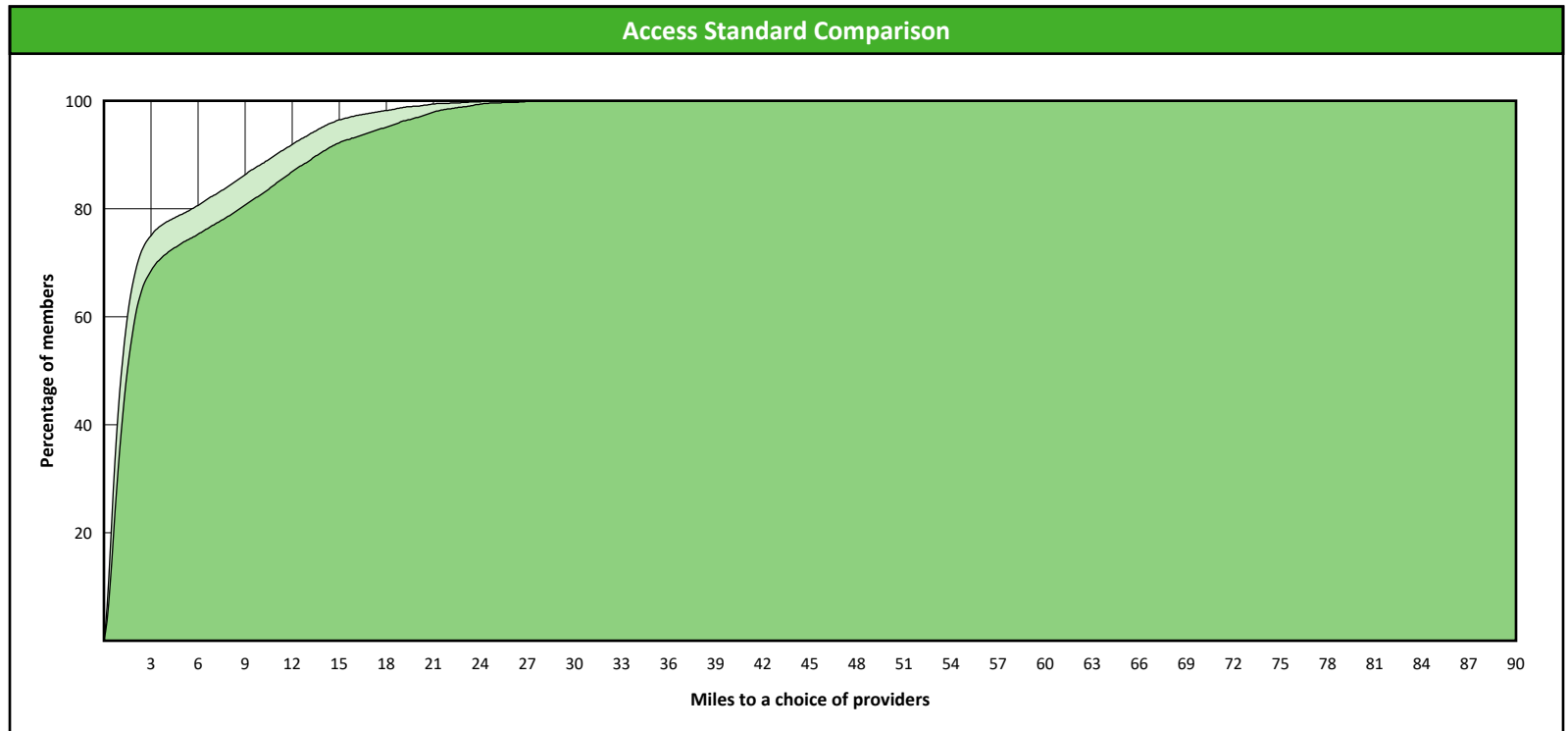
¹ The Access Standard is defined as (DWP Members) members accessing:

1 (DWP General Dentist) provider in 90 miles and 90 minutes



Distances/Times

	Average
Distance/Time to 1st closest provider	3.3 miles 3.7 mins
Distance/Time to 2nd closest provider	4.4 miles 4.9 mins



Access Overview 90 Miles - Oral Surgeon

February 27, 2023

Access Analysis

DWP Network

Member / Provider Groups

DWP Members

DWP Oral Surgeon


Comparison Graph

Percent of members with access to a choice of providers over miles

- 1st closest
- 2nd closest

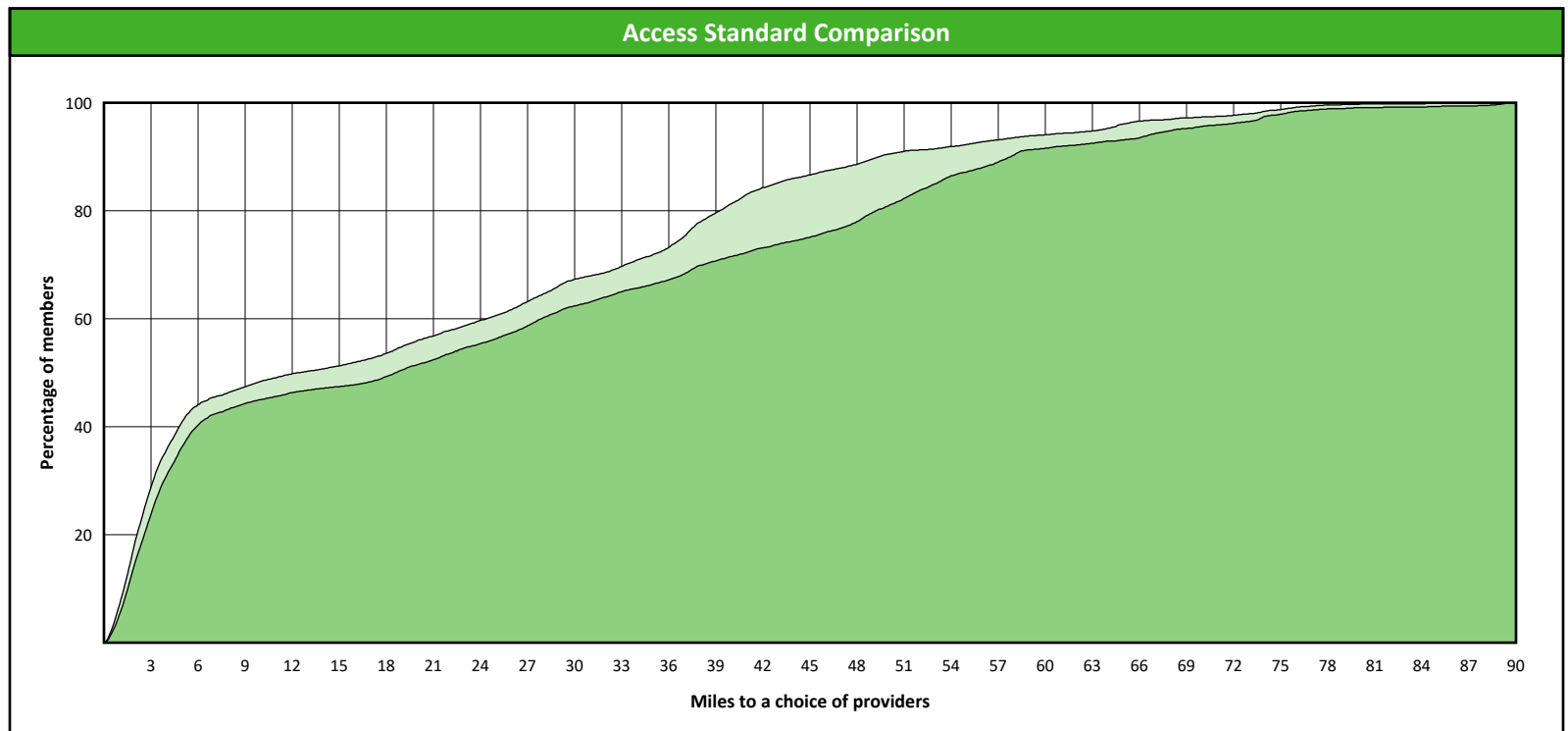
¹ The Access Standard is defined as (DWP Members) members accessing:

1 (DWP Oral Surgeon) provider in 90 miles and 90 minutes



Distances/Times

	Average
Distance/Time to 1st closest provider	20.8 miles 23.8 mins
Distance/Time to 2nd closest provider	24.6 miles 28.6 mins



Access Overview 90 Miles - Endodontist

February 27, 2023

Access Analysis

DWP Network

Member / Provider Groups

DWP Members

DWP Endodontist


Comparison Graph

Percent of members with access to a choice of providers over miles

- 1st closest
- 2nd closest

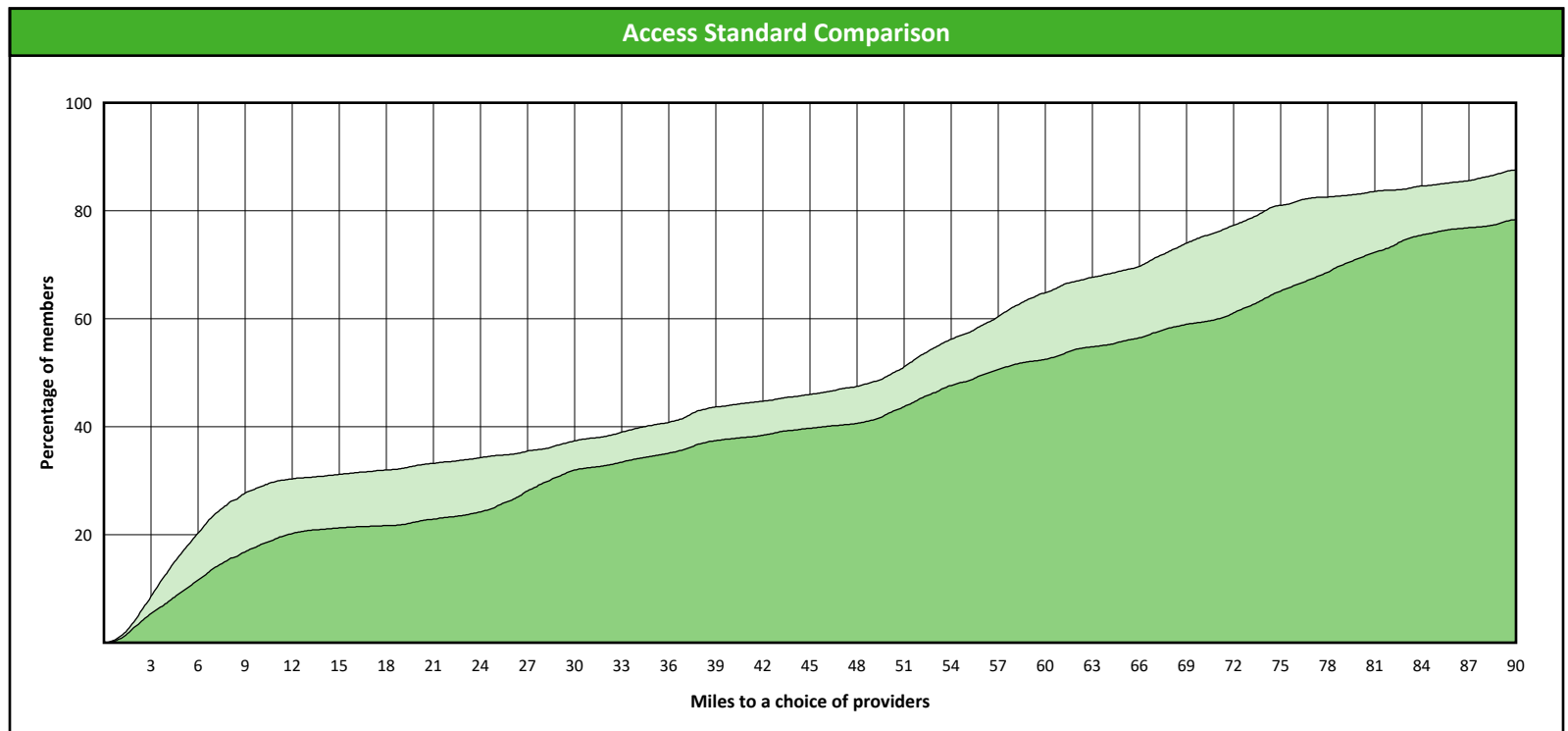
¹ The Access Standard is defined as (DWP Members) members accessing:

1 (DWP Endodontist) provider in 90 miles and 90 minutes



Distances/Times

	Average
Distance/Time to 1st closest provider	46.5 miles 62.3 mins
Distance/Time to 2nd closest provider	60.1 miles 82.7 mins



Access Overview 90 Miles - Orthodontist

February 27, 2023

Access Analysis

DWP Network

Member / Provider Groups

DWP Members

DWP Orthodontist

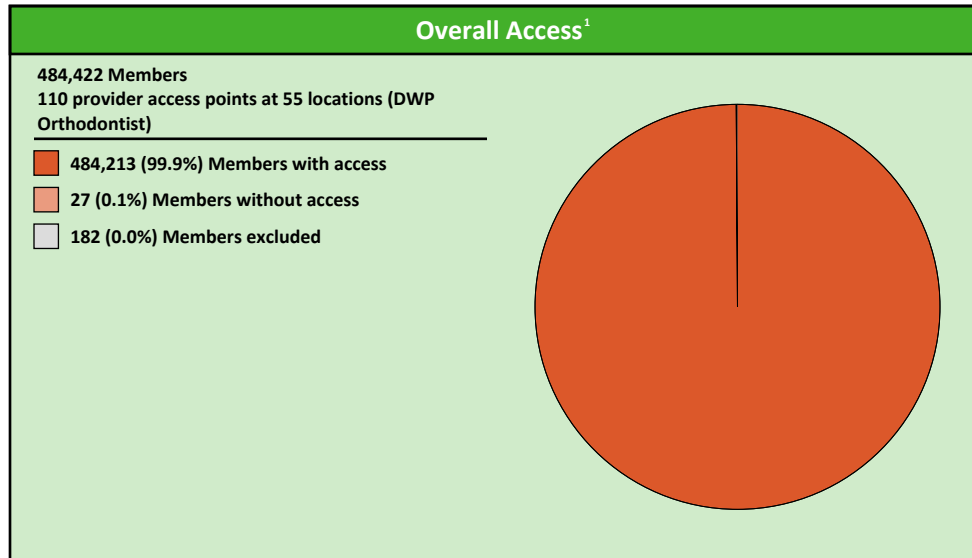
Comparison Graph

Percent of members with access to a choice of providers over miles

- 1st closest
- 2nd closest

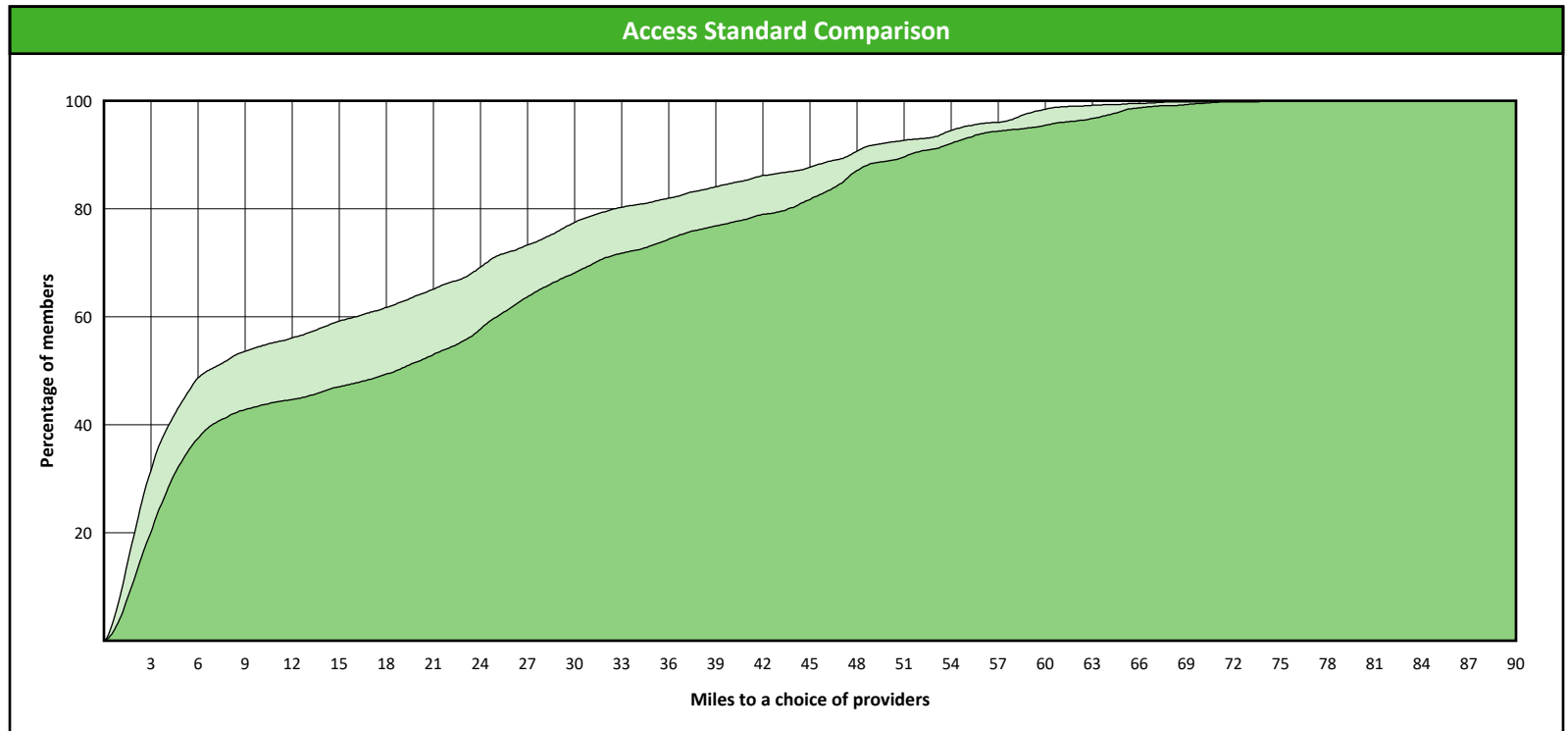
¹ The Access Standard is defined as (DWP Members) members accessing:

1 (DWP Orthodontist) provider in 90 miles and 90 minutes



Distances/Times

	Average
Distance/Time to 1st closest provider	17.0 miles 19.0 mins
Distance/Time to 2nd closest provider	21.9 miles 25.0 mins



Access Overview 90 Miles - Periodontist

February 27, 2023

Access Analysis

DWP Network

Member / Provider Groups

DWP Members

DWP Periodontist


Comparison Graph

Percent of members with access to a choice of providers over miles

- 1st closest
- 2nd closest

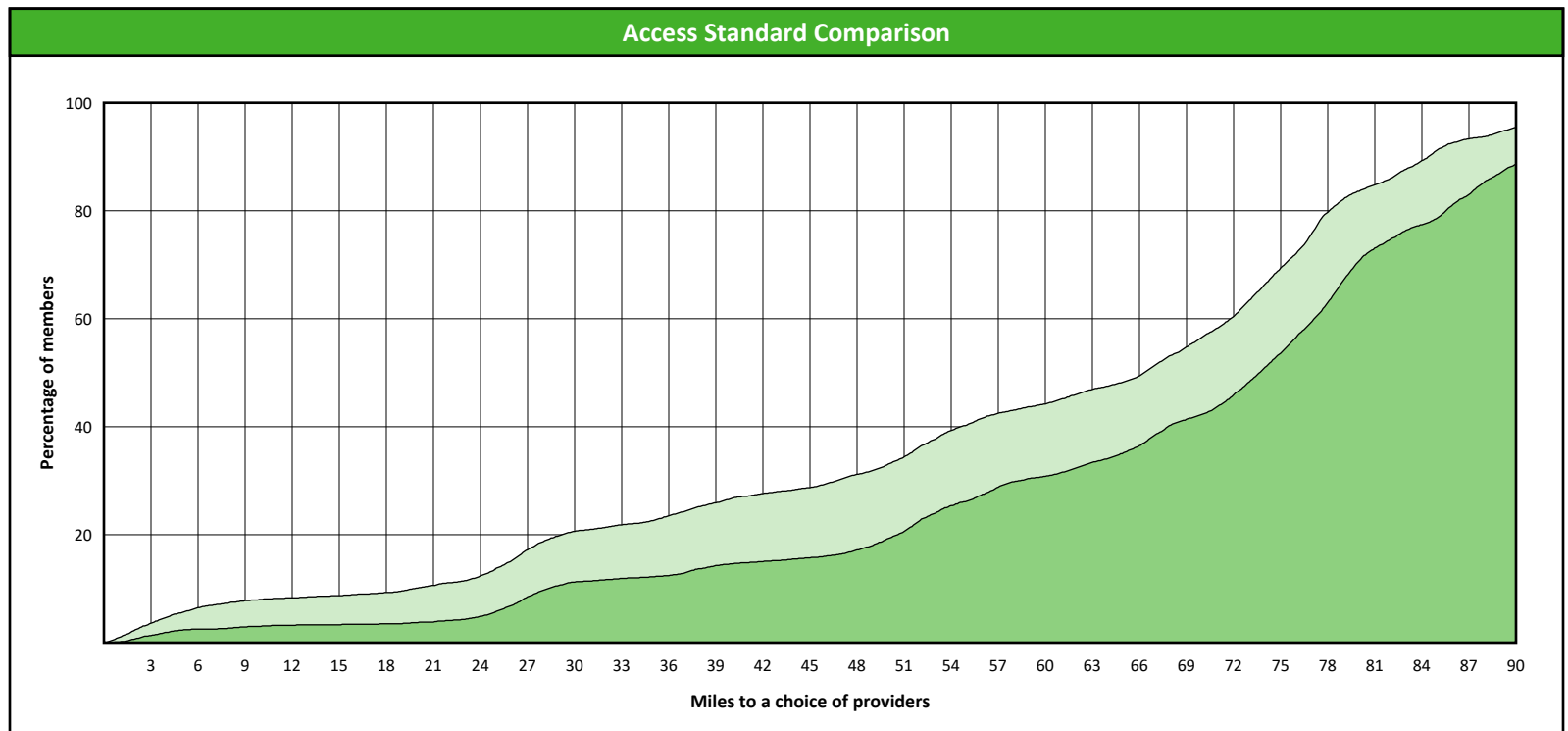
¹ The Access Standard is defined as (DWP Members) members accessing:

1 (DWP Periodontist) provider in 90 miles and 90 minutes



Distances/Times

	Average
Distance/Time to 1st closest provider	57.7 miles 74.3 mins
Distance/Time to 2nd closest provider	67.9 miles 87.2 mins



Access Overview 90 Miles - Prosthodontist

February 27, 2023

Access Analysis

DWP Network

Member / Provider Groups

DWP Members

DWP Prosthodontist


Comparison Graph

Percent of members with access to a choice of providers over miles

- 1st closest
- 2nd closest

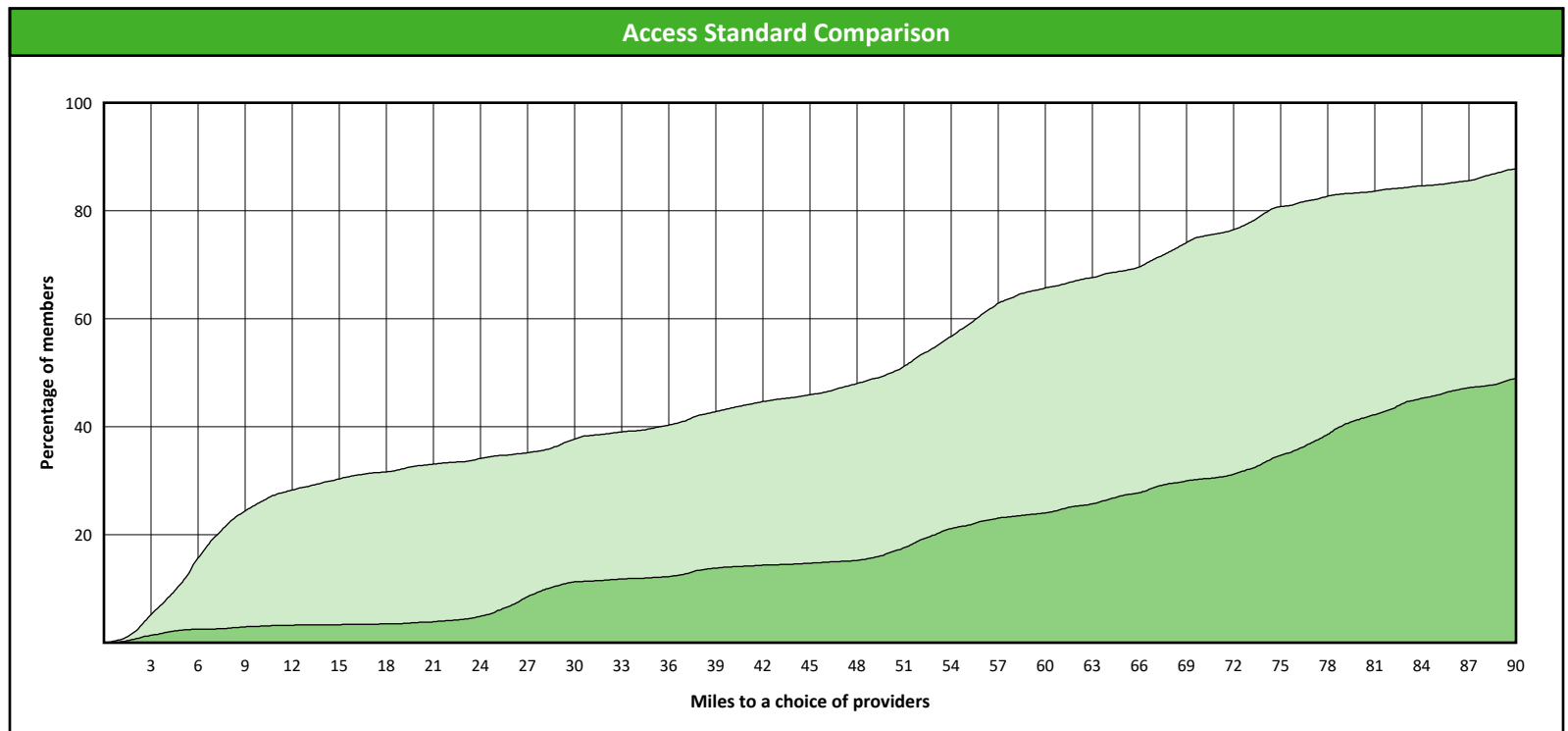
¹ The Access Standard is defined as (DWP Members) members accessing:

1 (DWP Prosthodontist) provider in 90 miles and 90 minutes



Distances/Times

	Average
Distance/Time to 1st closest provider	46.9 miles 62.0 mins
Distance/Time to 2nd closest provider	87.6 miles 117.9 mins

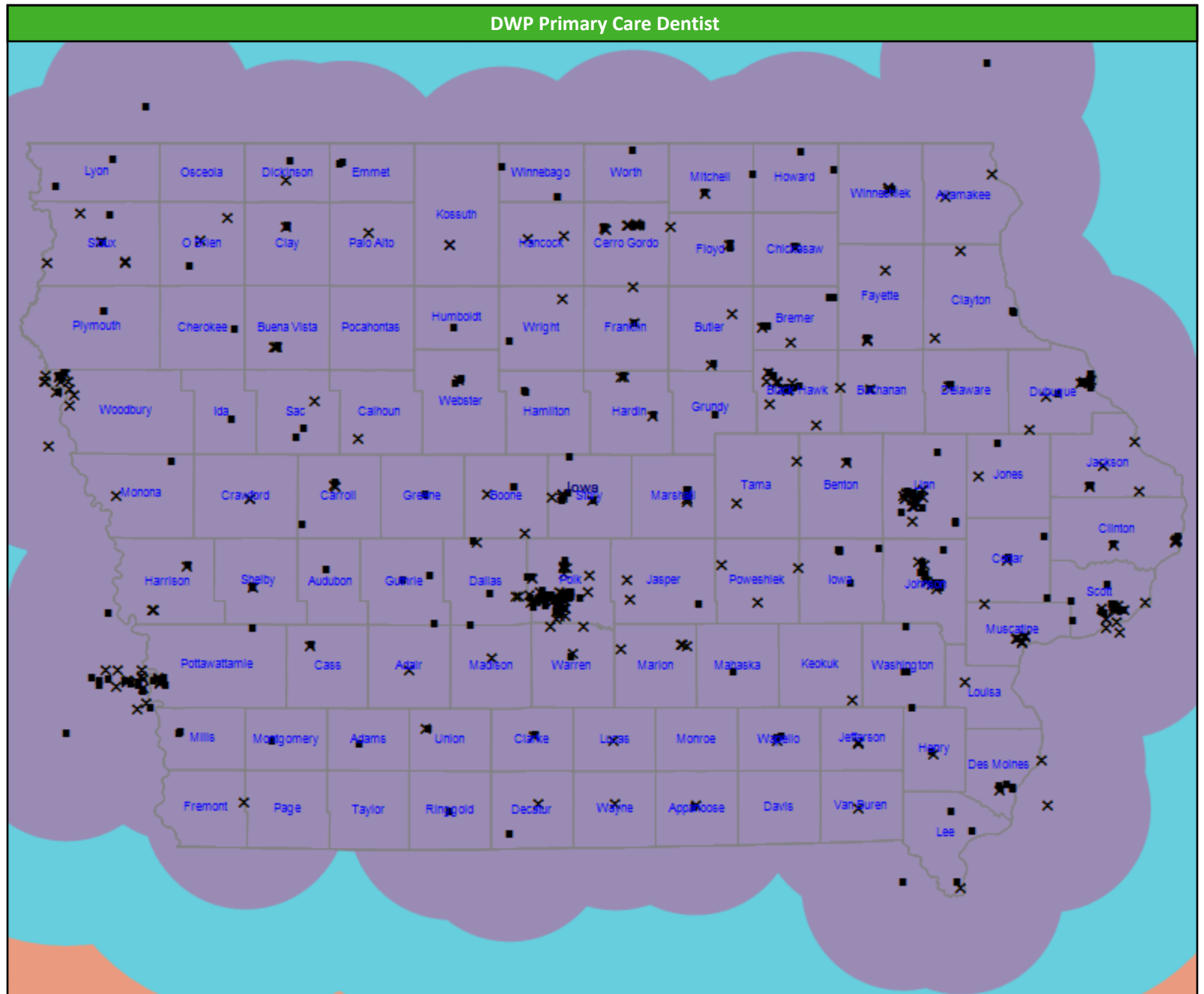
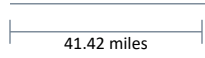


DWP Primary Care Dentist Access Map

February 27, 2023

DWP Primary Care Dentist
1,158 provider access points at
496 locations

- Single providers (243)
- ✕ Multiple providers (253)
- 30 mile radius
- 60 mile radius
- 90 mile radius



DWP Oral Surgeon Access Map

February 27, 2023

DWP Oral Surgeon

140 provider access points
at 42 locations

- Single providers (13)
- ✕ Multiple providers (29)
- 30 mile radius
- 60 mile radius
- 90 mile radius

41.42 miles



DWP Endodontist Access Map

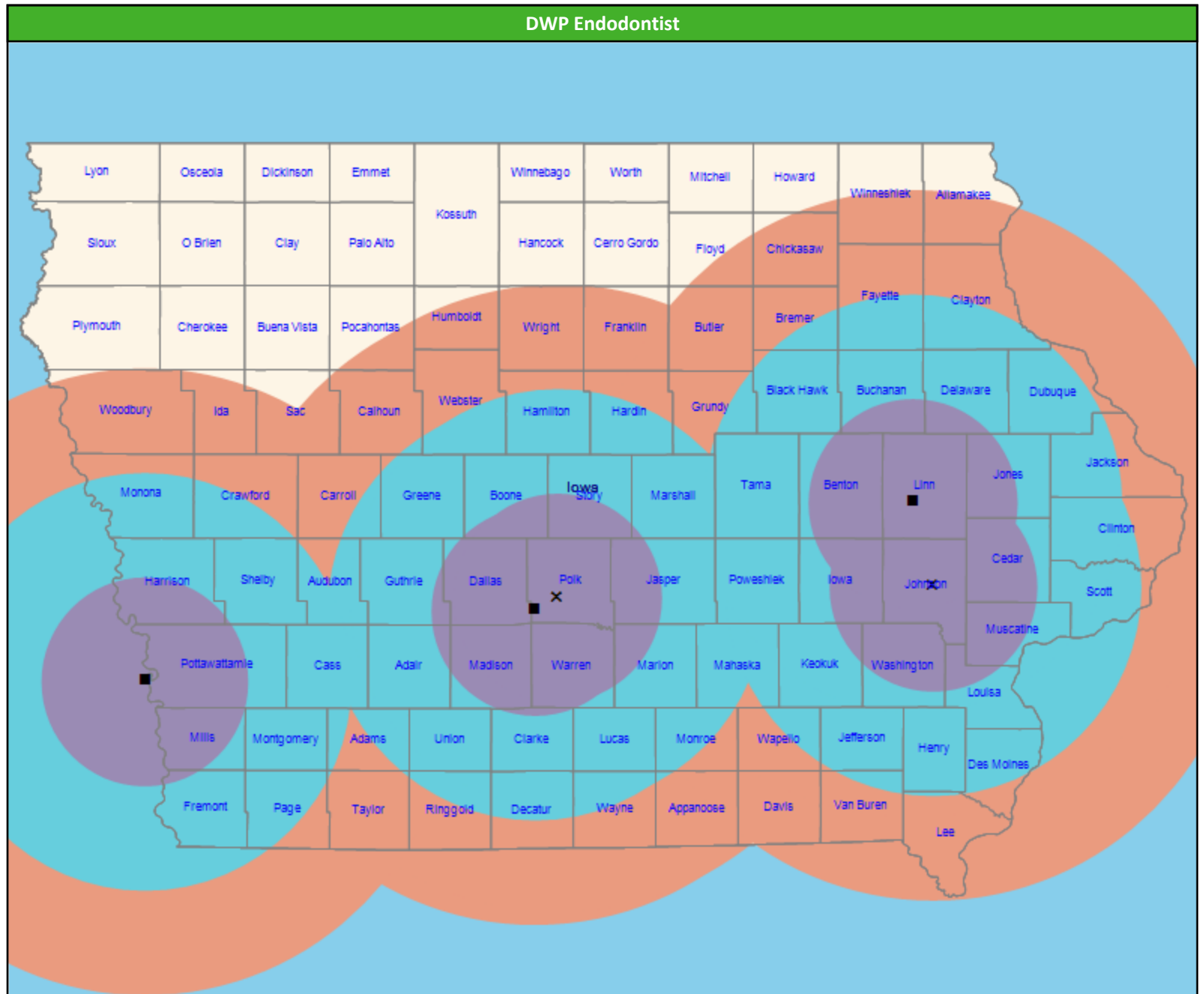
February 27, 2023

DWP Endodontist

8 provider access points
at 5 locations

- Single providers (3)
- ✕ Multiple providers (2)
- 30 mile radius
- 60 mile radius
- 90 mile radius

41.42 miles

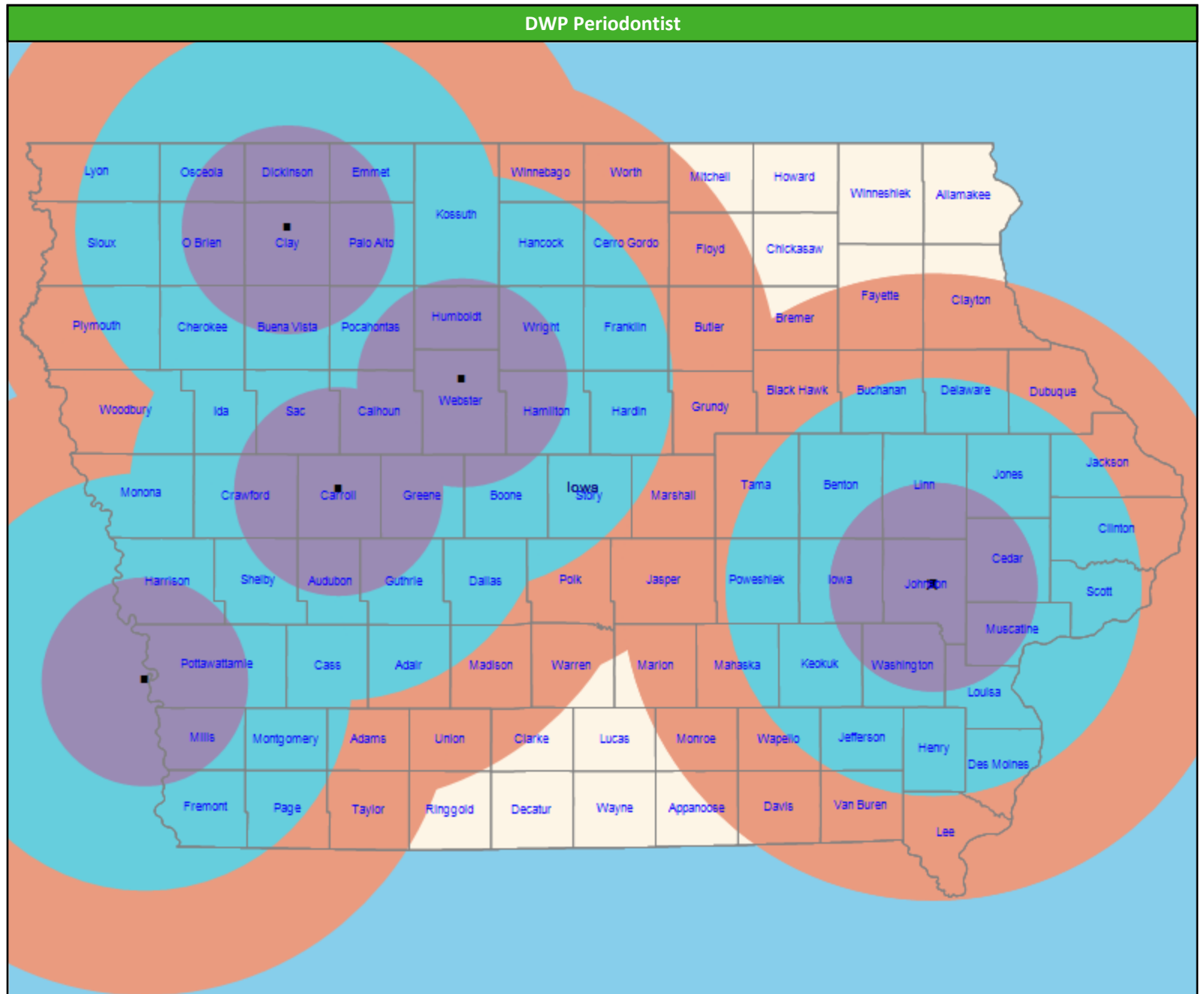
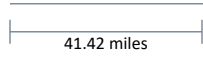


DWP Periodontist Access Map

February 27, 2023

DWP Periodontist
12 provider access points
at 6 locations

- Single providers (5)
- ✕ Multiple providers (1)
- 30 mile radius
- 60 mile radius
- 90 mile radius

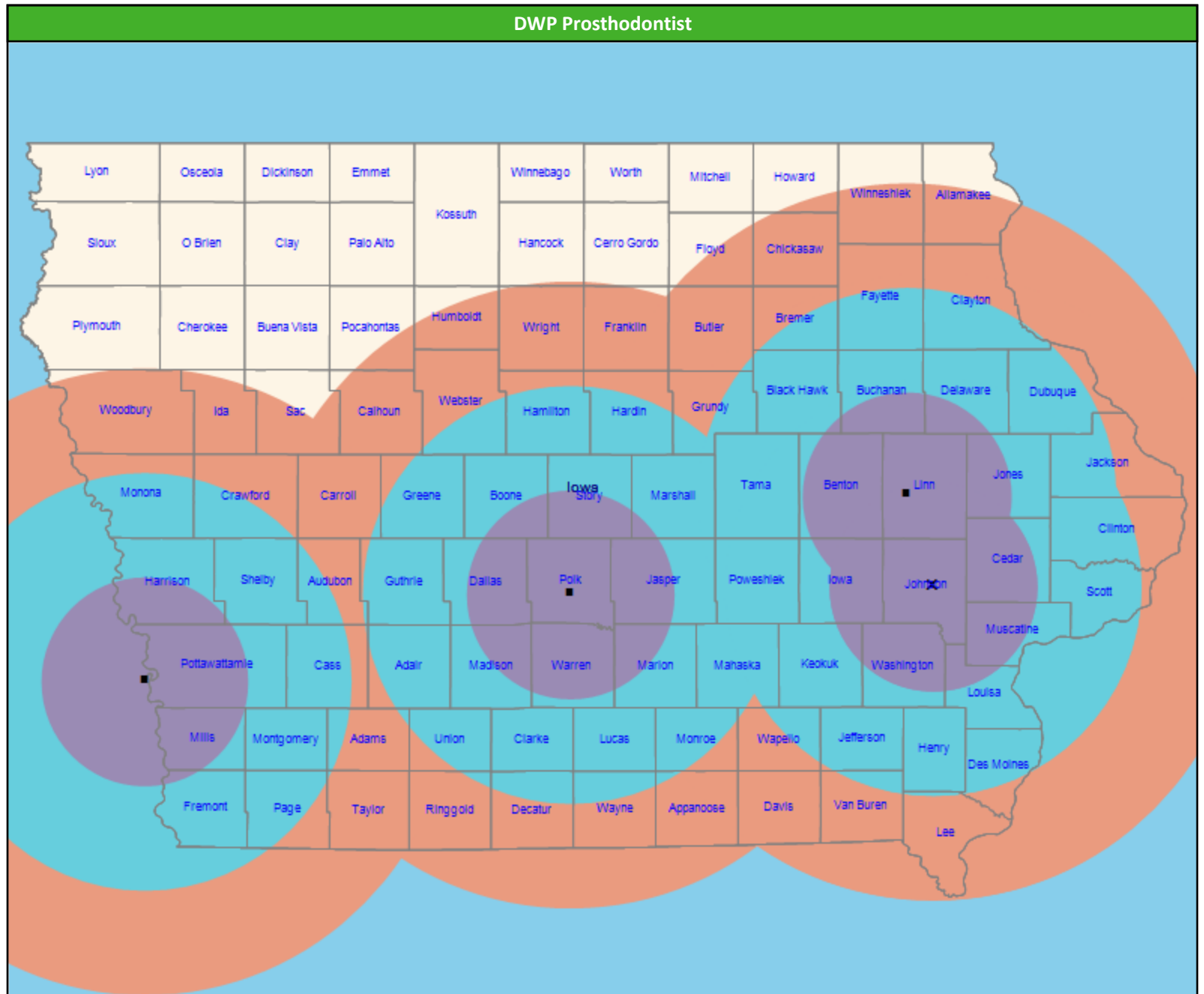
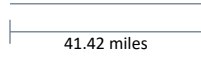


DWP Prosthodontist Access Map

February 27, 2023

DWP Prosthodontist
21 provider access points
at 5 locations

- Single providers (3)
- × Multiple providers (2)
- 30 mile radius
- 60 mile radius
- 90 mile radius



DWP Orthodontist Access Map

February 27, 2023

DWP Orthodontist

110 provider access points
at 55 locations

- Single providers (32)
- ✕ Multiple providers (23)
- 30 mile radius
- 60 mile radius
- 90 mile radius

41.42 miles



Access Summary By State

February 27, 2023

Access Analysis

DWP Network

Member Group

DWP Members

Provider Group

- DWP All Providers
- DWP Primary Dentist
- DWP Oral Surgeon
- DWP Endodontist
- DWP Orthodontist
- DWP Periodontist
- DWP Prosthodontist

¹ Provider counts represent:
 P: Unique provider access points
 L: Unique provider locations

** These records have been excluded from the analysis because of invalid zip codes.

All Members												
Member		Provider		With Access		Without Access		Counts ¹		Average Distance		Average Time
Group	#	Group	Standard	#	%	#	%	P	L	1	2	1
DWP Members	484,240	DWP All Providers	1 in 30 miles and 3...	484,160	99.9	80	0.1	1,449	565	3.2	4.3	3.5
		DWP Primary De...	1 in 30 miles and 3...	484,160	99.9	80	0.1	1,158	496	3.3	4.4	3.7
		DWP Primary De...	1 in 60 miles and 6...	484,231	99.9	9	0.1	1,158	496	3.3	4.4	3.7
		DWP Primary De...	1 in 90 miles and 9...	484,231	99.9	9	0.1	1,158	496	3.3	4.4	3.7
		DWP Oral Surgeon	1 in 30 miles and 3...	306,927	63.4	177,313	36.6	140	42	20.8	24.6	23.8
		DWP Oral Surgeon	1 in 60 miles and 6...	443,574	91.6	40,666	8.4	140	42	20.8	24.6	23.8
		DWP Oral Surgeon	1 in 90 miles and 9...	481,377	99.4	2,863	0.6	140	42	20.8	24.6	23.8
		DWP Endodontist	1 in 30 miles and 3...	164,410	34.0	319,830	66.0	8	5	46.5	60.1	62.3
		DWP Endodontist	1 in 60 miles and 6...	225,987	46.7	258,253	53.3	8	5	46.5	60.1	62.3
		DWP Endodontist	1 in 90 miles and 9...	348,158	71.9	136,082	28.1	8	5	46.5	60.1	62.3
		DWP Orthodontist	1 in 30 miles and 3...	356,964	73.7	127,276	26.3	110	55	17.0	21.9	19.0
		DWP Orthodontist	1 in 60 miles and 6...	459,916	95.0	24,324	5.0	110	55	17.0	21.9	19.0
		DWP Orthodontist	1 in 90 miles and 9...	484,213	99.9	27	0.1	110	55	17.0	21.9	19.0
		DWP Periodontist	1 in 30 miles and 3...	60,127	12.4	424,113	87.6	12	6	57.7	67.9	74.3
		DWP Periodontist	1 in 60 miles and 6...	156,410	32.3	327,830	67.7	12	6	57.7	67.9	74.3
		DWP Periodontist	1 in 90 miles and 9...	298,255	61.6	185,985	38.4	12	6	57.7	67.9	74.3
		DWP Prosthodo...	1 in 30 miles and 3...	165,122	34.1	319,118	65.9	21	5	46.9	87.6	62.0
		DWP Prosthodo...	1 in 60 miles and 6...	230,419	47.6	253,821	52.4	21	5	46.9	87.6	62.0
		DWP Prosthodo...	1 in 90 miles and 9...	348,135	71.9	136,105	28.1	21	5	46.9	87.6	62.0

Key Geographic Areas										
State Name	Member	Provider		With Access		Without Access		Average Distance		Average Time
	#	Group	Standard	#	%	#	%	1	2	1
Iowa	484,214	DWP All Providers	1 in 30 miles and 30 mins	484,147	99.9	67	0.1	3.2	4.3	3.5
		DWP Primary Dentist	1 in 30 miles and 30 mins	484,147	99.9	67	0.1	3.3	4.4	3.7
		DWP Primary Dentist	1 in 60 miles and 60 mins	484,214	100.0	0	0.0	3.3	4.4	3.7
		DWP Primary Dentist	1 in 90 miles and 90 mins	484,214	100.0	0	0.0	3.3	4.4	3.7
		DWP Oral Surgeon	1 in 30 miles and 30 mins	306,922	63.4	177,292	36.6	20.8	24.6	23.7
		DWP Oral Surgeon	1 in 60 miles and 60 mins	443,561	91.6	40,653	8.4	20.8	24.6	23.7
		DWP Oral Surgeon	1 in 90 miles and 90 mins	481,360	99.4	2,854	0.6	20.8	24.6	23.7
		DWP Endodontist	1 in 30 miles and 30 mins	164,408	34.0	319,806	66.0	46.5	60.1	62.3
		DWP Endodontist	1 in 60 miles and 60 mins	225,985	46.7	258,229	53.3	46.5	60.1	62.3
		DWP Endodontist	1 in 90 miles and 90 mins	348,155	71.9	136,059	28.1	46.5	60.1	62.3
		DWP Orthodontist	1 in 30 miles and 30 mins	356,960	73.7	127,254	26.3	16.9	21.9	19.0
		DWP Orthodontist	1 in 60 miles and 60 mins	459,904	95.0	24,310	5.0	16.9	21.9	19.0
		DWP Orthodontist	1 in 90 miles and 90 mins	484,196	99.9	18	0.1	16.9	21.9	19.0
		DWP Periodontist	1 in 30 miles and 30 mins	60,125	12.4	424,089	87.6	57.7	67.9	74.3
		DWP Periodontist	1 in 60 miles and 60 mins	156,408	32.3	327,806	67.7	57.7	67.9	74.3
		DWP Periodontist	1 in 90 miles and 90 mins	298,248	61.6	185,966	38.4	57.7	67.9	74.3

Access Summary By City

February 27, 2023

Access Analysis

DWP Network

Member Group

DWP Members

Provider Group

- DWP All Providers
- DWP Primary Dentist
- DWP Oral Surgeon
- DWP Endodontist
- DWP Orthodontist
- DWP Periodontist
- DWP Prosthodontist

¹ Provider counts represent:
 P: Unique provider access points
 L: Unique provider locations

** These records have been excluded from the analysis because of invalid zip codes.

All Members												
Member		Provider		With Access		Without Access		Counts ¹		Average Distance		Average Time
Group	#	Group	Standard	#	%	#	%	P	L	1	2	1
DWP Members	484,240	DWP All Providers	1 in 30 miles and 3...	484,160	99.9	80	0.1	1,449	565	3.2	4.3	3.5
		DWP Primary De...	1 in 30 miles and 3...	484,160	99.9	80	0.1	1,158	496	3.3	4.4	3.7
		DWP Primary De...	1 in 60 miles and 6...	484,231	99.9	9	0.1	1,158	496	3.3	4.4	3.7
		DWP Primary De...	1 in 90 miles and 9...	484,231	99.9	9	0.1	1,158	496	3.3	4.4	3.7
		DWP Oral Surgeon	1 in 30 miles and 3...	306,927	63.4	177,313	36.6	140	42	20.8	24.6	23.8
		DWP Oral Surgeon	1 in 60 miles and 6...	443,574	91.6	40,666	8.4	140	42	20.8	24.6	23.8
		DWP Oral Surgeon	1 in 90 miles and 9...	481,377	99.4	2,863	0.6	140	42	20.8	24.6	23.8
		DWP Endodontist	1 in 30 miles and 3...	164,410	34.0	319,830	66.0	8	5	46.5	60.1	62.3
		DWP Endodontist	1 in 60 miles and 6...	225,987	46.7	258,253	53.3	8	5	46.5	60.1	62.3
		DWP Endodontist	1 in 90 miles and 9...	348,158	71.9	136,082	28.1	8	5	46.5	60.1	62.3
		DWP Orthodontist	1 in 30 miles and 3...	356,964	73.7	127,276	26.3	110	55	17.0	21.9	19.0
		DWP Orthodontist	1 in 60 miles and 6...	459,916	95.0	24,324	5.0	110	55	17.0	21.9	19.0
		DWP Orthodontist	1 in 90 miles and 9...	484,213	99.9	27	0.1	110	55	17.0	21.9	19.0
		DWP Periodontist	1 in 30 miles and 3...	60,127	12.4	424,113	87.6	12	6	57.7	67.9	74.3
		DWP Periodontist	1 in 60 miles and 6...	156,410	32.3	327,830	67.7	12	6	57.7	67.9	74.3
		DWP Periodontist	1 in 90 miles and 9...	298,255	61.6	185,985	38.4	12	6	57.7	67.9	74.3
		DWP Prosthodo...	1 in 30 miles and 3...	165,122	34.1	319,118	65.9	21	5	46.9	87.6	62.0
		DWP Prosthodo...	1 in 60 miles and 6...	230,419	47.6	253,821	52.4	21	5	46.9	87.6	62.0
		DWP Prosthodo...	1 in 90 miles and 9...	348,135	71.9	136,105	28.1	21	5	46.9	87.6	62.0

Key Geographic Areas										
City	Member	Provider		With Access		Without Access		Average Distance		Average Time
	#	Group	Standard	#	%	#	%	1	2	1
Des Moines, IA	52,147	DWP All Providers	1 in 30 miles and 30 mins	52,147	100.0	0	0.0	0.8	1.0	1.3
		DWP Primary Dentist	1 in 30 miles and 30 mins	52,147	100.0	0	0.0	0.9	1.1	1.3
		DWP Primary Dentist	1 in 60 miles and 60 mins	52,147	100.0	0	0.0	0.9	1.1	1.3
		DWP Primary Dentist	1 in 90 miles and 90 mins	52,147	100.0	0	0.0	0.9	1.1	1.3
		DWP Oral Surgeon	1 in 30 miles and 30 mins	52,136	99.9	11	0.1	3.2	3.2	4.6
		DWP Oral Surgeon	1 in 60 miles and 60 mins	52,143	99.9	4	0.1	3.2	3.2	4.6
		DWP Oral Surgeon	1 in 90 miles and 90 mins	52,146	99.9	1	0.1	3.2	3.2	4.6
		DWP Endodontist	1 in 30 miles and 30 mins	52,128	99.9	19	0.1	4.3	4.3	7.5
		DWP Endodontist	1 in 60 miles and 60 mins	52,131	99.9	16	0.1	4.3	4.3	7.5
		DWP Endodontist	1 in 90 miles and 90 mins	52,137	99.9	10	0.1	4.3	4.3	7.5
		DWP Orthodontist	1 in 30 miles and 30 mins	52,136	99.9	11	0.1	3.0	3.6	4.7
		DWP Orthodontist	1 in 60 miles and 60 mins	52,141	99.9	6	0.1	3.0	3.6	4.7
		DWP Orthodontist	1 in 90 miles and 90 mins	52,147	100.0	0	0.0	3.0	3.6	4.7
		DWP Periodontist	1 in 30 miles and 30 mins	7	0.1	52,140	99.9	74.2	77.2	96.5
		DWP Periodontist	1 in 60 miles and 60 mins	9	0.1	52,138	99.9	74.2	77.2	96.5
		DWP Periodontist	1 in 90 miles and 90 mins	14,548	27.9	37,599	72.1	74.2	77.2	96.5