

# ***Network Access Analysis***

***Dental Wellness Plan***

***Delta Dental of Iowa***

---

*February 27, 2023*

# Contents

## Report Contents

Access Overview 30 Miles . . . . .	3
<i>DWP Members: DWP All Providers, DWP Members: DWP General Dentist, DWP Members: DWP Oral Surgeon, DWP Members: DWP Endodontist, DWP Members: DWP Orthodontist, DWP Members: DWP Periodontist, DWP Members: DWP Prosthodontist</i>	
Access Overview 60 Miles . . . . .	10
<i>DWP Members: DWP All Providers, DWP Members: DWP General Dentist, DWP Members: DWP Oral Surgeon, DWP Members: DWP Endodontist, DWP Members: DWP Orthodontist, DWP Members: DWP Periodontist, DWP Members: DWP Prosthodontist</i>	
Access Overview 90 Miles . . . . .	17
<i>DWP Members: DWP All Providers, DWP Members: DWP General Dentist, DWP Members: DWP Oral Surgeon, DWP Members: DWP Endodontist, DWP Members: DWP Orthodontist, DWP Members: DWP Periodontist, DWP Members: DWP Prosthodontist</i>	
DWP General Dentist Access Map . . . . .	24
DWP Oral Surgeon Access Map . . . . .	25
DWP Endodontist Access Map . . . . .	26
DWP Periodontist Access Map . . . . .	27
DWP Prosthodontist Access Map . . . . .	28
DWP Orthodontist Access Map . . . . .	29
Access Summary By State . . . . .	30
<i>DWP Members: DWP General Dentist, DWP Members: DWP General Dentist, DWP Members: DWP General Dentist, DWP Members: DWP Oral Surgeon, DWP Members: DWP Oral Surgeon, DWP Members: DWP Oral Surgeon, DWP Members: DWP Endodontist, DWP Members: DWP Endodontist, DWP Members: DWP Endodontist, DWP Members: DWP Periodontist, DWP Members: DWP Periodontist, DWP Members: DWP Periodontist, DWP Members: DWP Prosthodontist, DWP Members: DWP Prosthodontist, DWP Members: DWP Prosthodontist, DWP Members: DWP Orthodontist, DWP Members: DWP Orthodontist, DWP Members: DWP Orthodontist, DWP Members: DWP All Providers</i>	
Access Summary By City . . . . .	31
<i>DWP Members: DWP General Dentist, DWP Members: DWP General Dentist, DWP Members: DWP General Dentist, DWP Members: DWP Oral Surgeon, DWP Members: DWP Oral Surgeon, DWP Members: DWP Oral Surgeon, DWP Members: DWP Endodontist, DWP Members: DWP Endodontist, DWP Members: DWP Endodontist, DWP Members: DWP Periodontist, DWP Members: DWP Periodontist, DWP Members: DWP Periodontist, DWP Members: DWP Prosthodontist, DWP Members: DWP Prosthodontist, DWP Members: DWP Prosthodontist, DWP Members: DWP Orthodontist, DWP Members: DWP Orthodontist, DWP Members: DWP Orthodontist, DWP Members: DWP All Providers</i>	

# Access Overview 30 Miles

February 27, 2023

**Access Analysis**

DWP Network

**Member / Provider Groups**

DWP Members

DWP All Providers

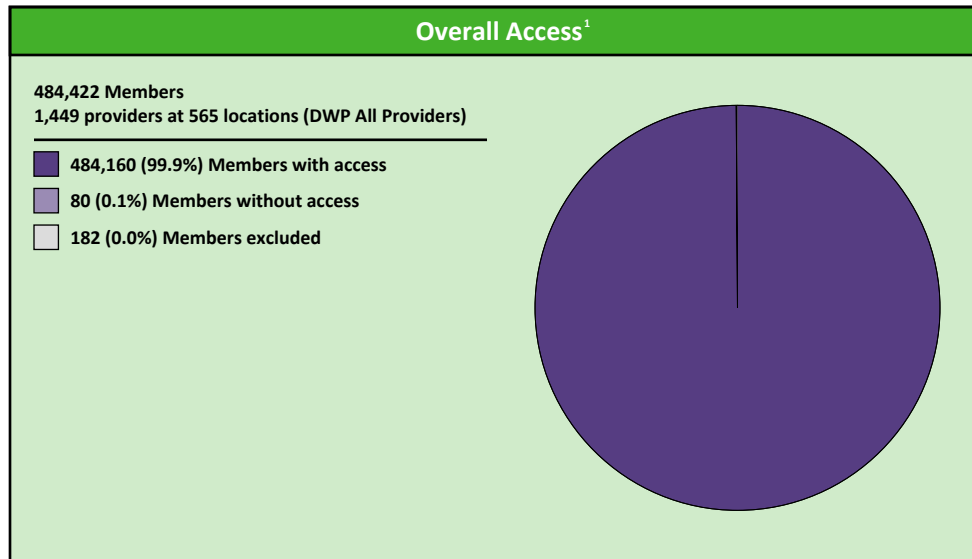
**Comparison Graph**

Percent of members with access to a choice of providers over miles

- 1st closest
- 2nd closest

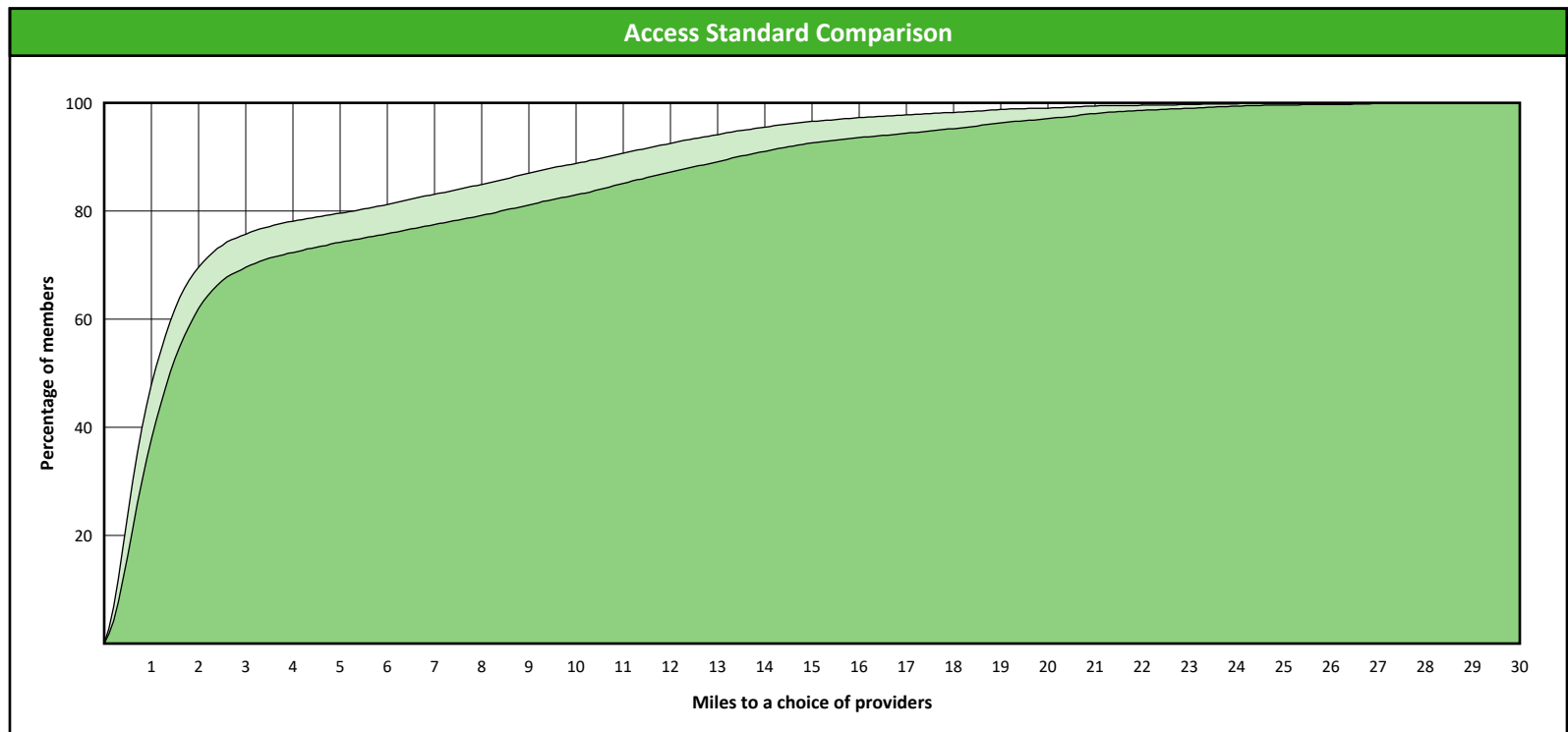
<sup>1</sup> The Access Standard is defined as (DWP Members) members accessing:

1 (DWP All Providers) provider in 30 miles and 30 minutes



### Distances/Times

	Average
Distance/Time to 1st closest provider	3.2 miles 3.5 mins
Distance/Time to 2nd closest provider	4.3 miles 4.7 mins



# Access Overview 30 Miles

February 27, 2023

**Access Analysis**

DWP Network

**Member / Provider Groups**

DWP Members

DWP General Dentist


**Comparison Graph**

Percent of members with access to a choice of providers over miles

- 1st closest
- 2nd closest

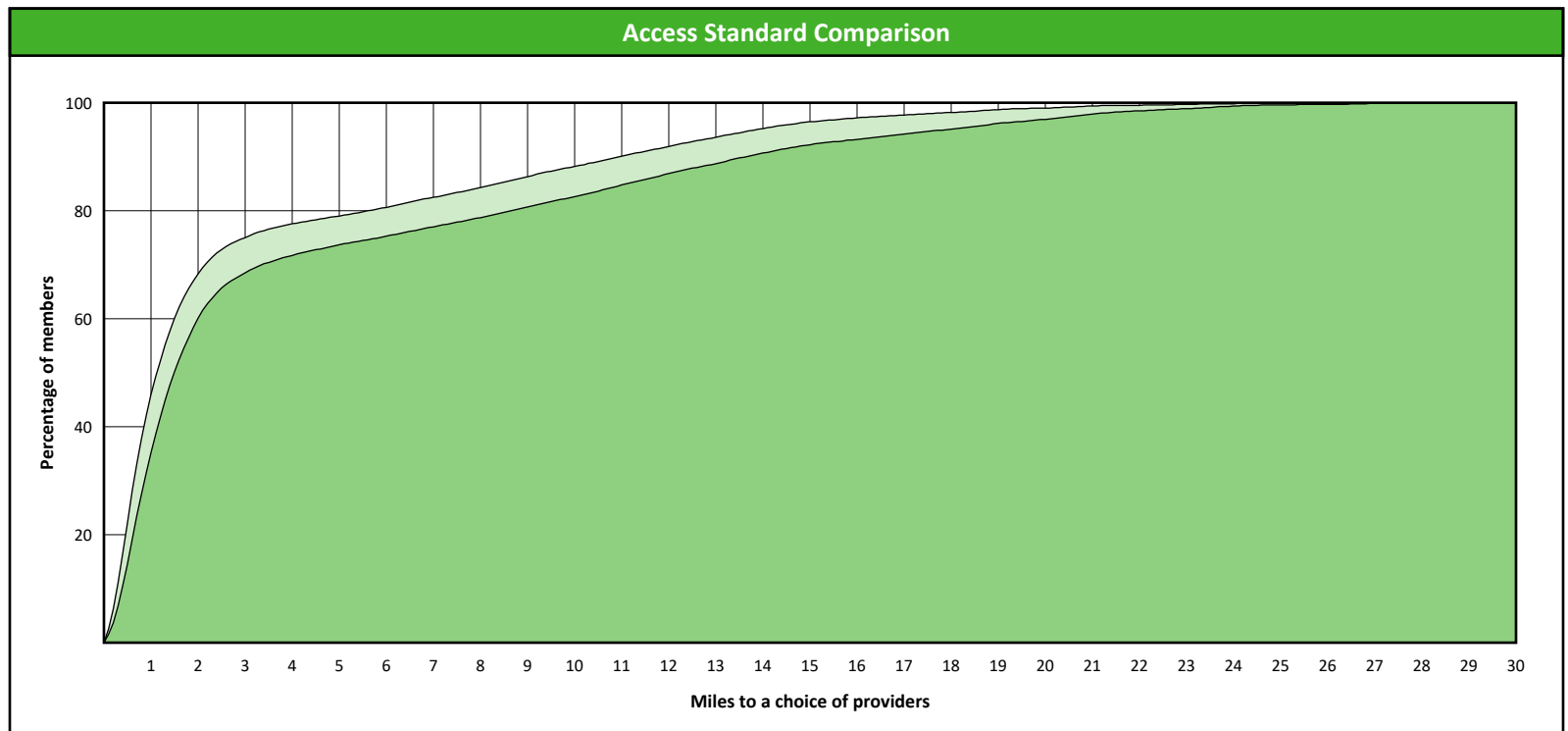
<sup>1</sup> The Access Standard is defined as (DWP Members) members accessing:

1 (DWP General Dentist) provider in 30 miles and 30 minutes



### Distances/Times

	Average
Distance/Time to 1st closest provider	3.3 miles 3.7 mins
Distance/Time to 2nd closest provider	4.4 miles 4.9 mins



# Access Overview 30 Miles

February 27, 2023

**Access Analysis**

DWP Network

**Member / Provider Groups**

DWP Members

DWP Oral Surgeon


**Comparison Graph**

Percent of members with access to a choice of providers over miles

- 1st closest
- 2nd closest

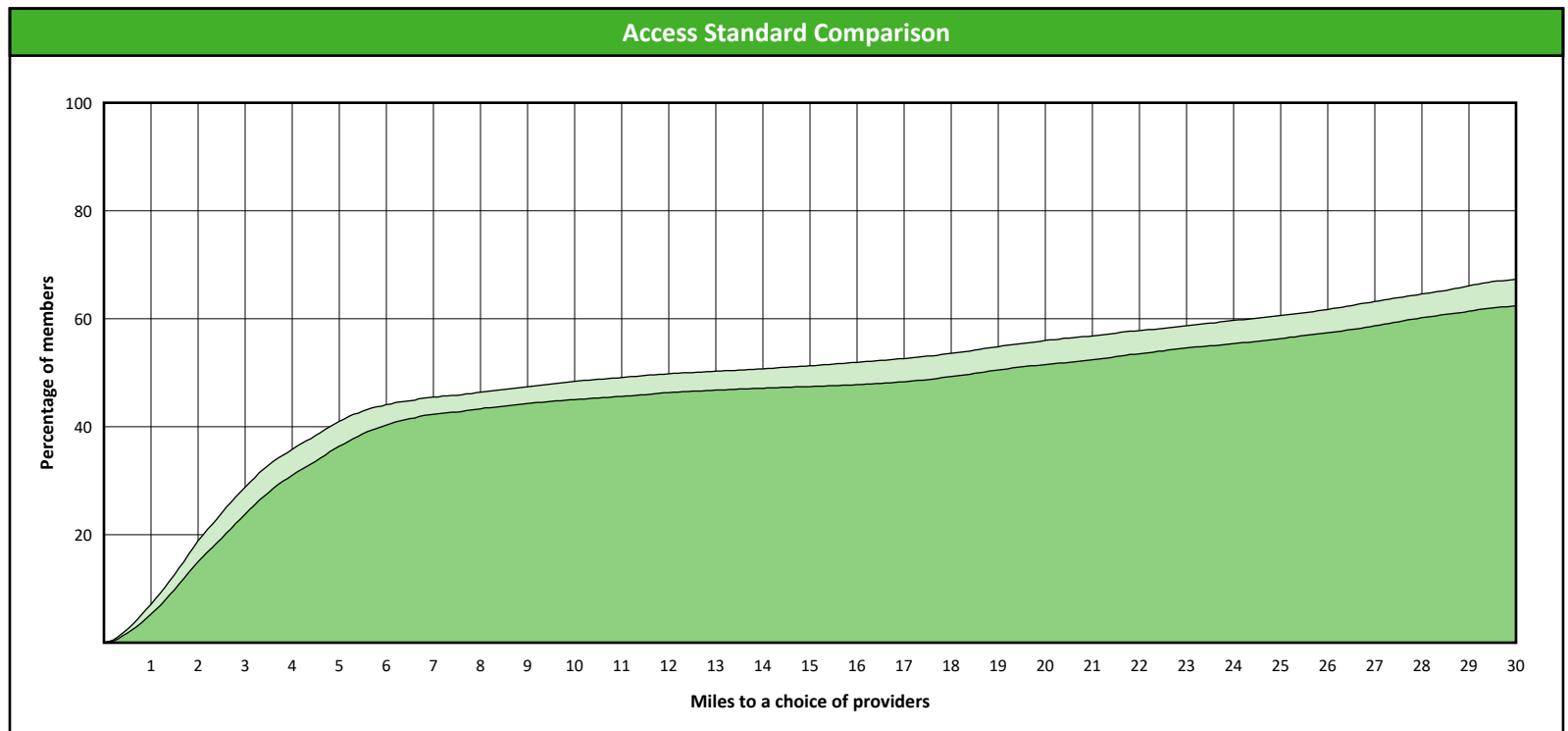
<sup>1</sup> The Access Standard is defined as (DWP Members) members accessing:

1 (DWP Oral Surgeon) provider in 30 miles and 30 minutes



### Distances/Times

	Average
Distance/Time to 1st closest provider	20.8 miles 23.8 mins
Distance/Time to 2nd closest provider	24.6 miles 28.6 mins



# Access Overview 30 Miles

February 27, 2023

**Access Analysis**

DWP Network

**Member / Provider Groups**

DWP Members

DWP Endodontist


**Comparison Graph**

Percent of members with access to a choice of providers over miles

- 1st closest
- 2nd closest

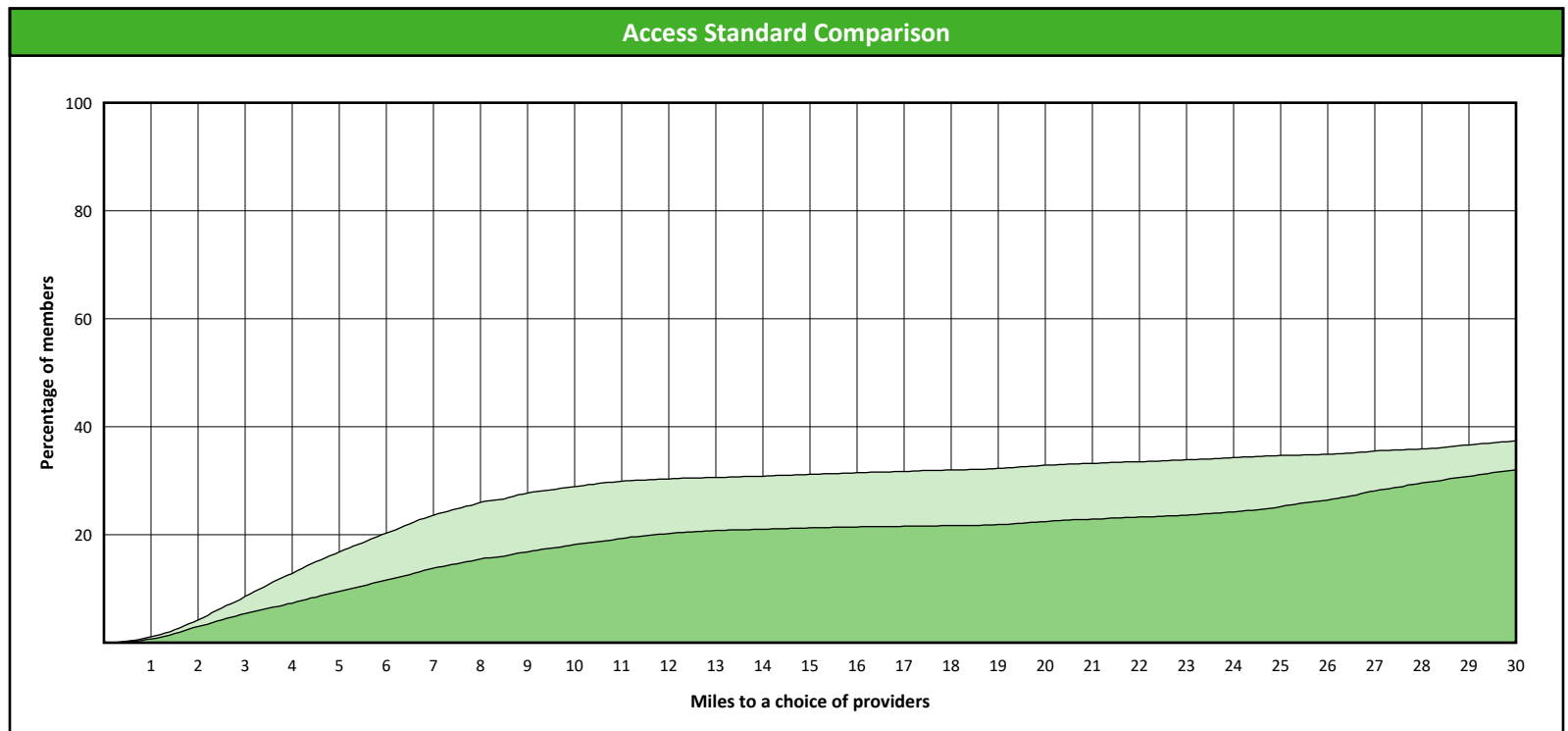
<sup>1</sup> The Access Standard is defined as (DWP Members) members accessing:

1 (DWP Endodontist) provider in 30 miles and 30 minutes



### Distances/Times

	Average
Distance/Time to 1st closest provider	46.5 miles 62.3 mins
Distance/Time to 2nd closest provider	60.1 miles 82.7 mins



# Access Overview 30 Miles

February 27, 2023

**Access Analysis**

DWP Network

**Member / Provider Groups**

DWP Members

DWP Orthodontist


**Comparison Graph**

Percent of members with access to a choice of providers over miles

- 1st closest
- 2nd closest

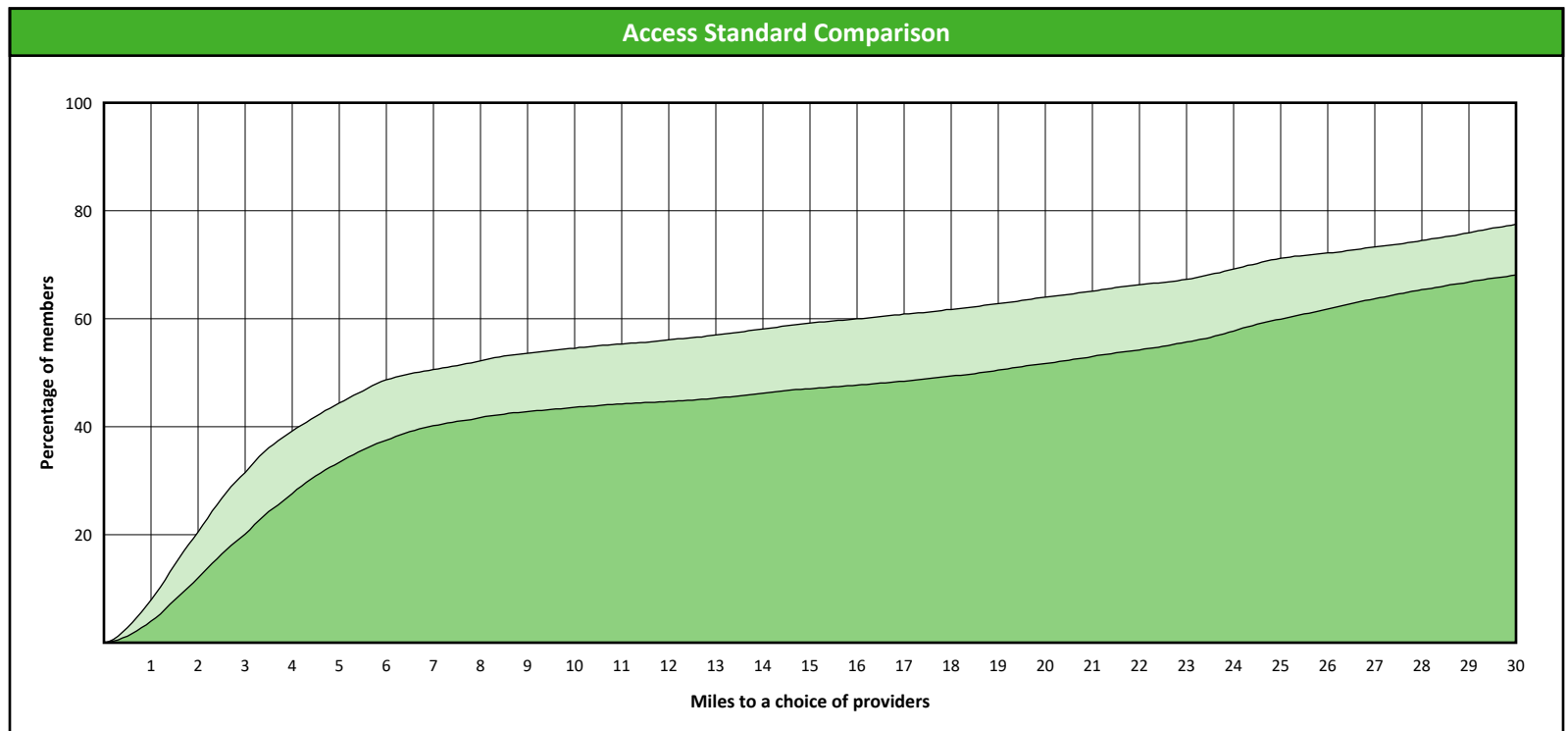
<sup>1</sup> The Access Standard is defined as (DWP Members) members accessing:

1 (DWP Orthodontist) provider in 30 miles and 30 minutes



### Distances/Times

	Average
Distance/Time to 1st closest provider	17.0 miles 19.0 mins
Distance/Time to 2nd closest provider	21.9 miles 25.0 mins



# Access Overview 30 Miles

February 27, 2023

**Access Analysis**

DWP Network

**Member / Provider Groups**

DWP Members

DWP Periodontist


**Comparison Graph**

Percent of members with access to a choice of providers over miles

- 1st closest
- 2nd closest

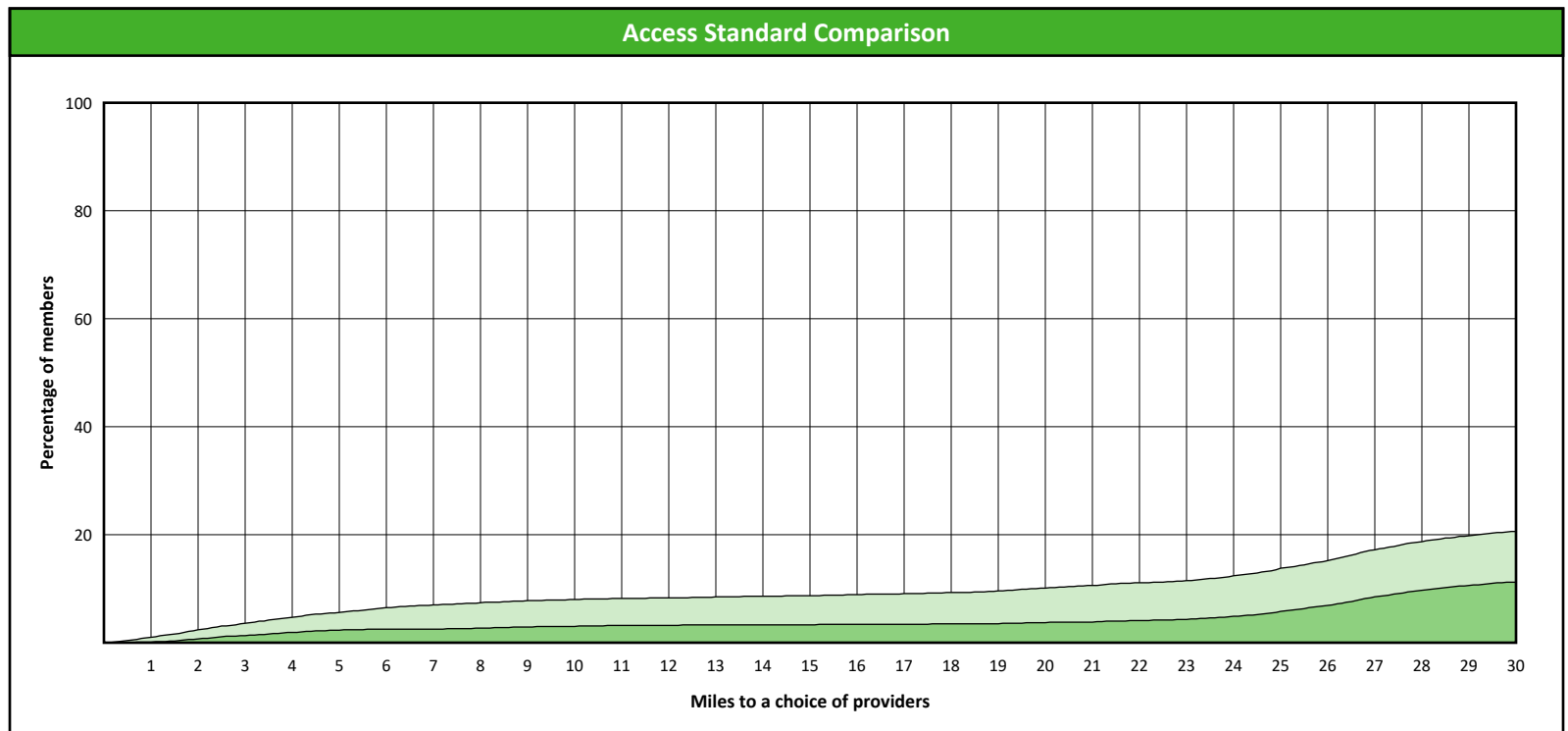
<sup>1</sup> The Access Standard is defined as (DWP Members) members accessing:

- 1 (DWP Periodontist) provider in 30 miles and 30 minutes



### Distances/Times

	Average
Distance/Time to 1st closest provider	57.7 miles 74.3 mins
Distance/Time to 2nd closest provider	67.9 miles 87.2 mins





# Access Overview 30 Miles

February 27, 2023

**Access Analysis**

DWP Network

**Member / Provider Groups**

DWP Members

DWP Prosthodontist


**Comparison Graph**

Percent of members with access to a choice of providers over miles

- 1st closest
- 2nd closest

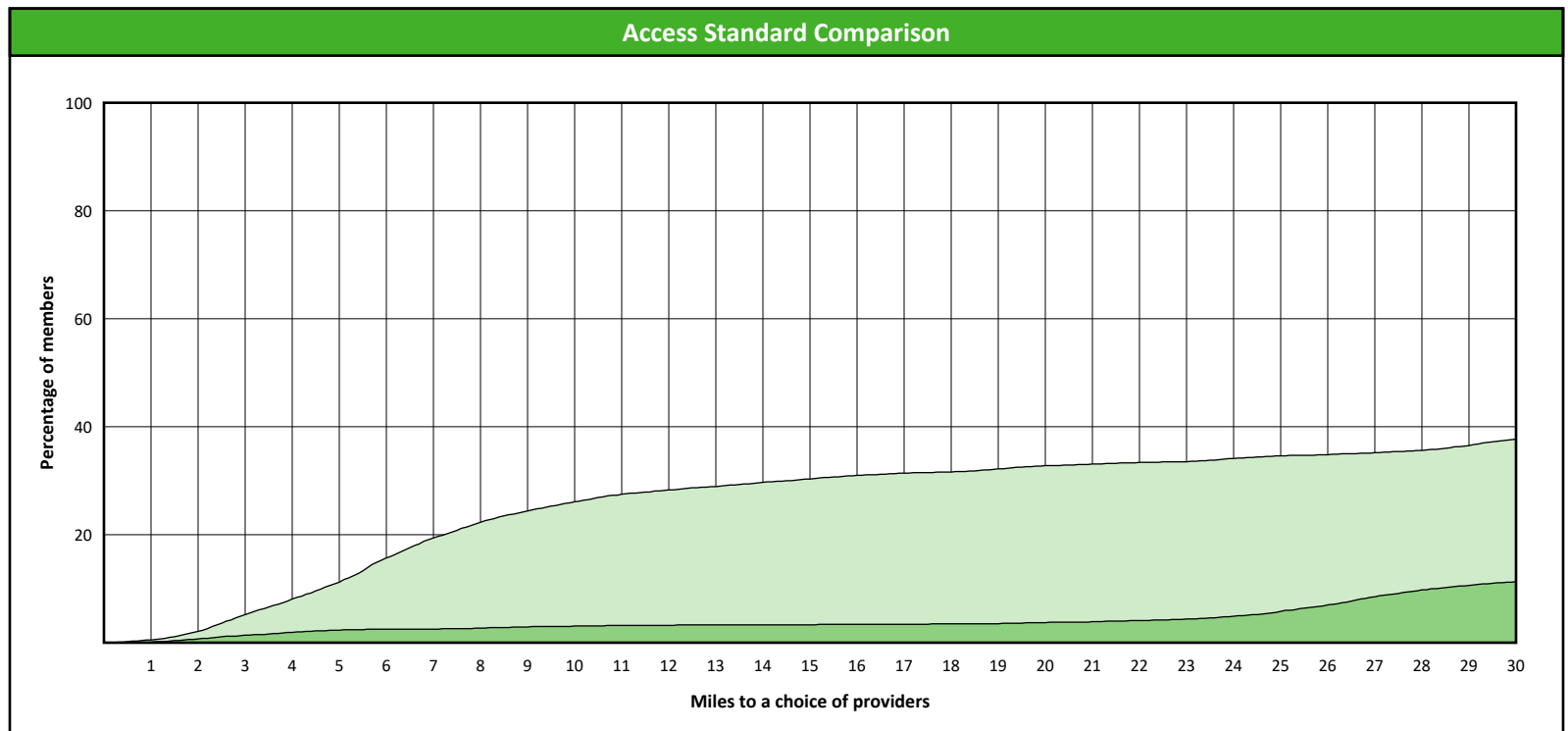
<sup>1</sup> The Access Standard is defined as (DWP Members) members accessing:

1 (DWP Prosthodontist) provider in 30 miles and 30 minutes



### Distances/Times

	Average
Distance/Time to 1st closest provider	46.9 miles 62.0 mins
Distance/Time to 2nd closest provider	87.6 miles 117.9 mins



# Access Overview 60 Miles

February 27, 2023

**Access Analysis**

DWP Network

**Member / Provider Groups**

DWP Members

DWP All Providers

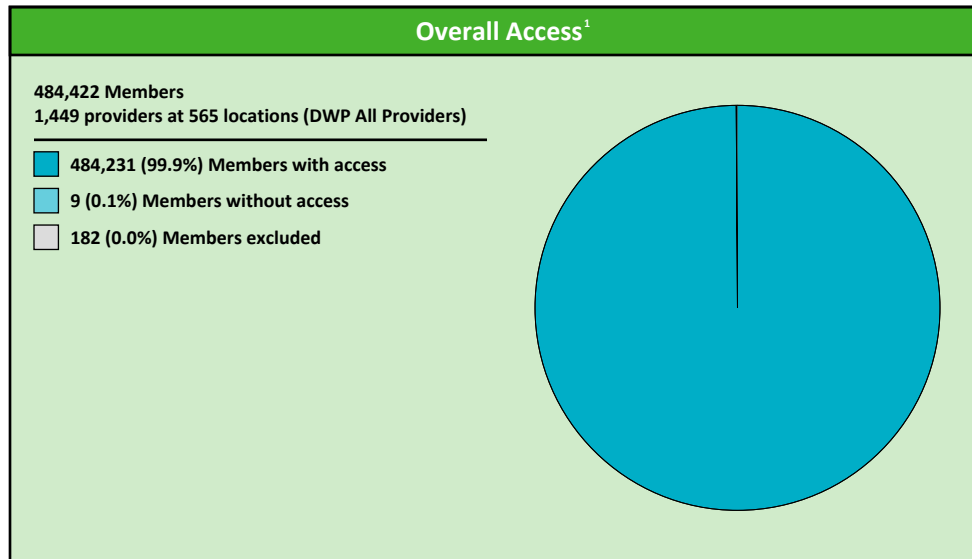
**Comparison Graph**

Percent of members with access to a choice of providers over miles

- 1st closest
- 2nd closest

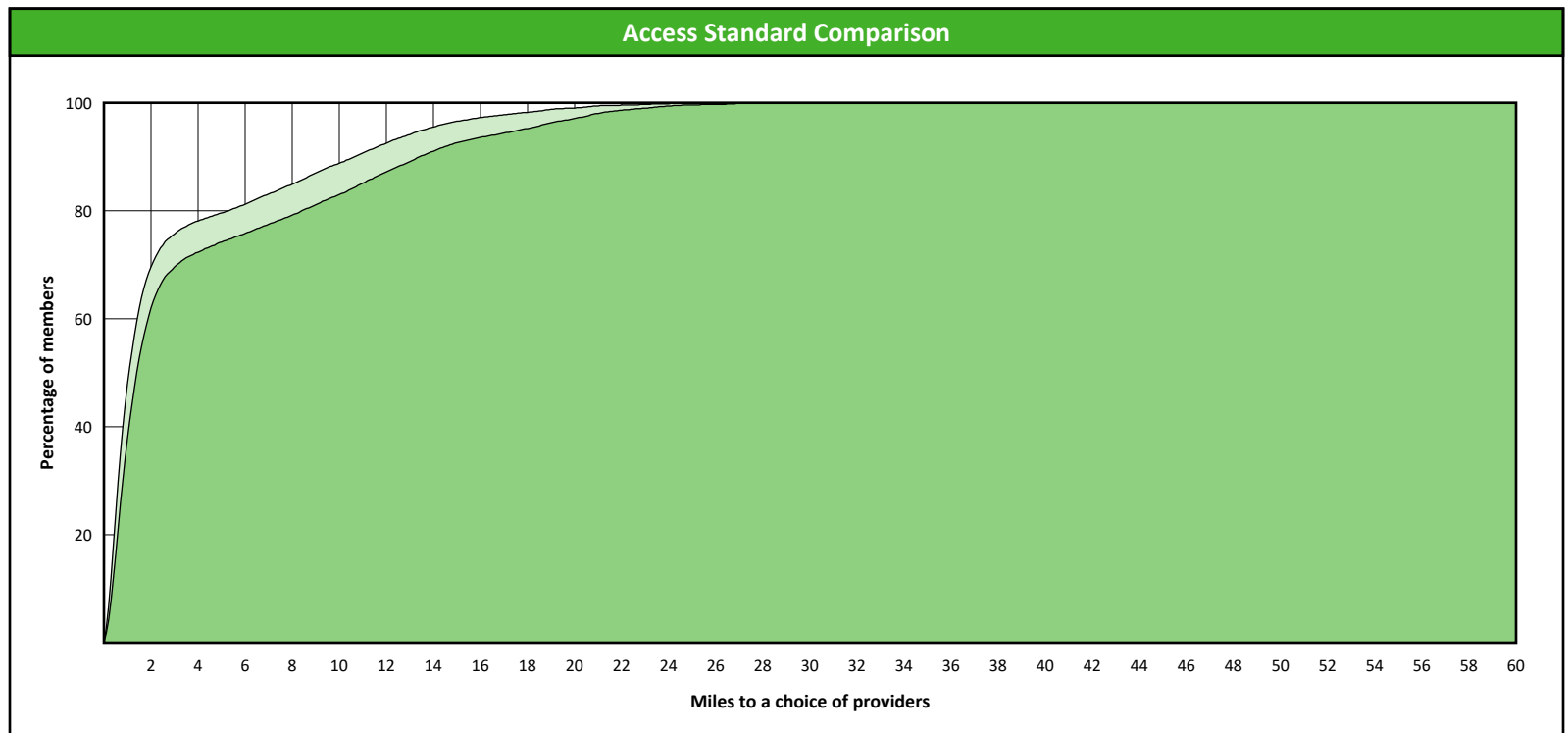
<sup>1</sup> The Access Standard is defined as (DWP Members) members accessing:

1 (DWP All Providers) provider in 60 miles and 60 minutes



### Distances/Times

	Average
Distance/Time to 1st closest provider	3.2 miles 3.5 mins
Distance/Time to 2nd closest provider	4.3 miles 4.7 mins



## Access Overview 60 Miles

February 27, 2023

### Access Analysis

DWP Network

### Member / Provider Groups

DWP Members

DWP General Dentist


### Comparison Graph

Percent of members with access to a choice of providers over miles

- 1st closest
- 2nd closest

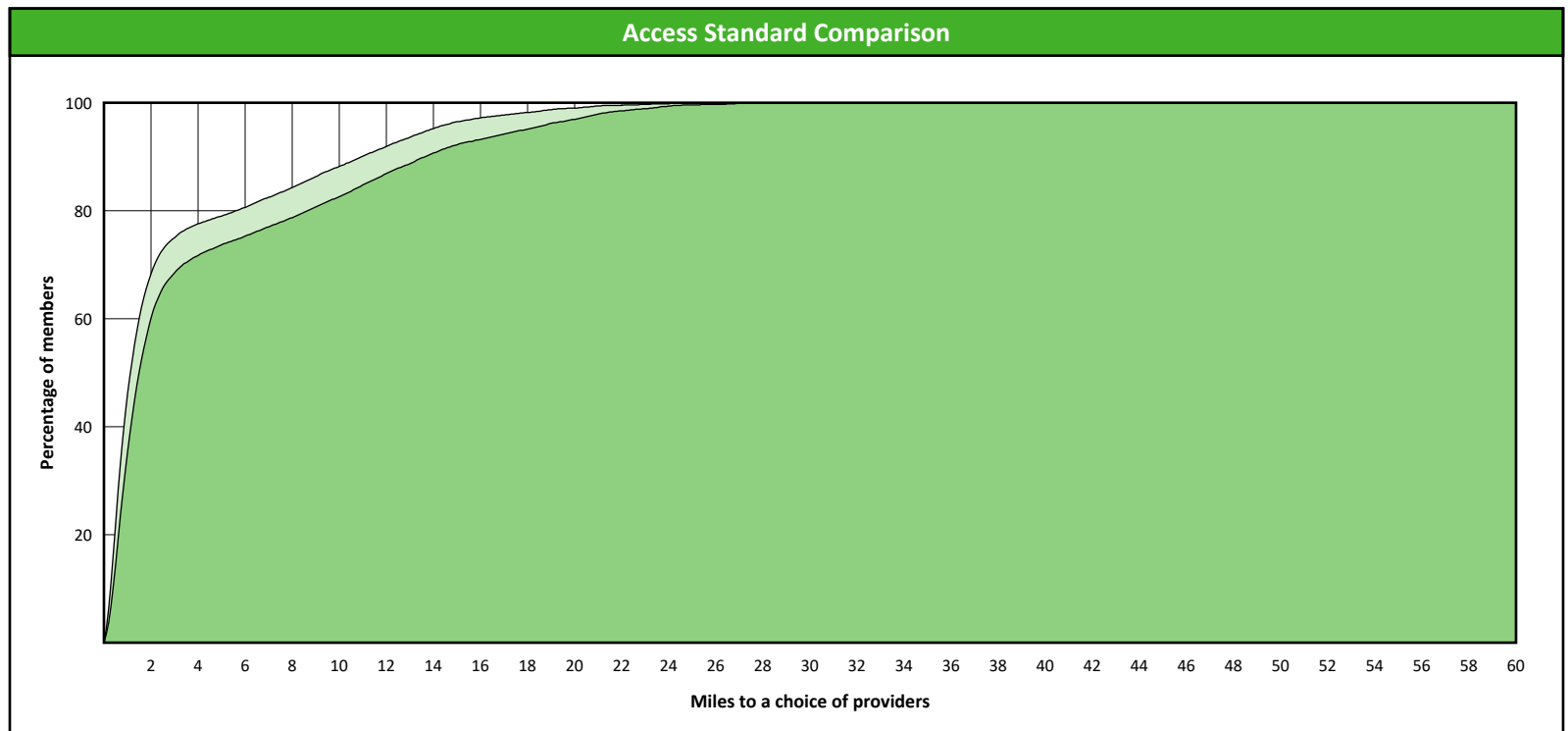
<sup>1</sup> The Access Standard is defined as (DWP Members) members accessing:

1 (DWP General Dentist) provider in 60 miles and 60 minutes



### Distances/Times

	Average
Distance/Time to 1st closest provider	3.3 miles 3.7 mins
Distance/Time to 2nd closest provider	4.4 miles 4.9 mins



# Access Overview 60 Miles

February 27, 2023

**Access Analysis**

DWP Network

**Member / Provider Groups**

DWP Members

DWP Oral Surgeon


**Comparison Graph**

Percent of members with access to a choice of providers over miles

- 1st closest
- 2nd closest

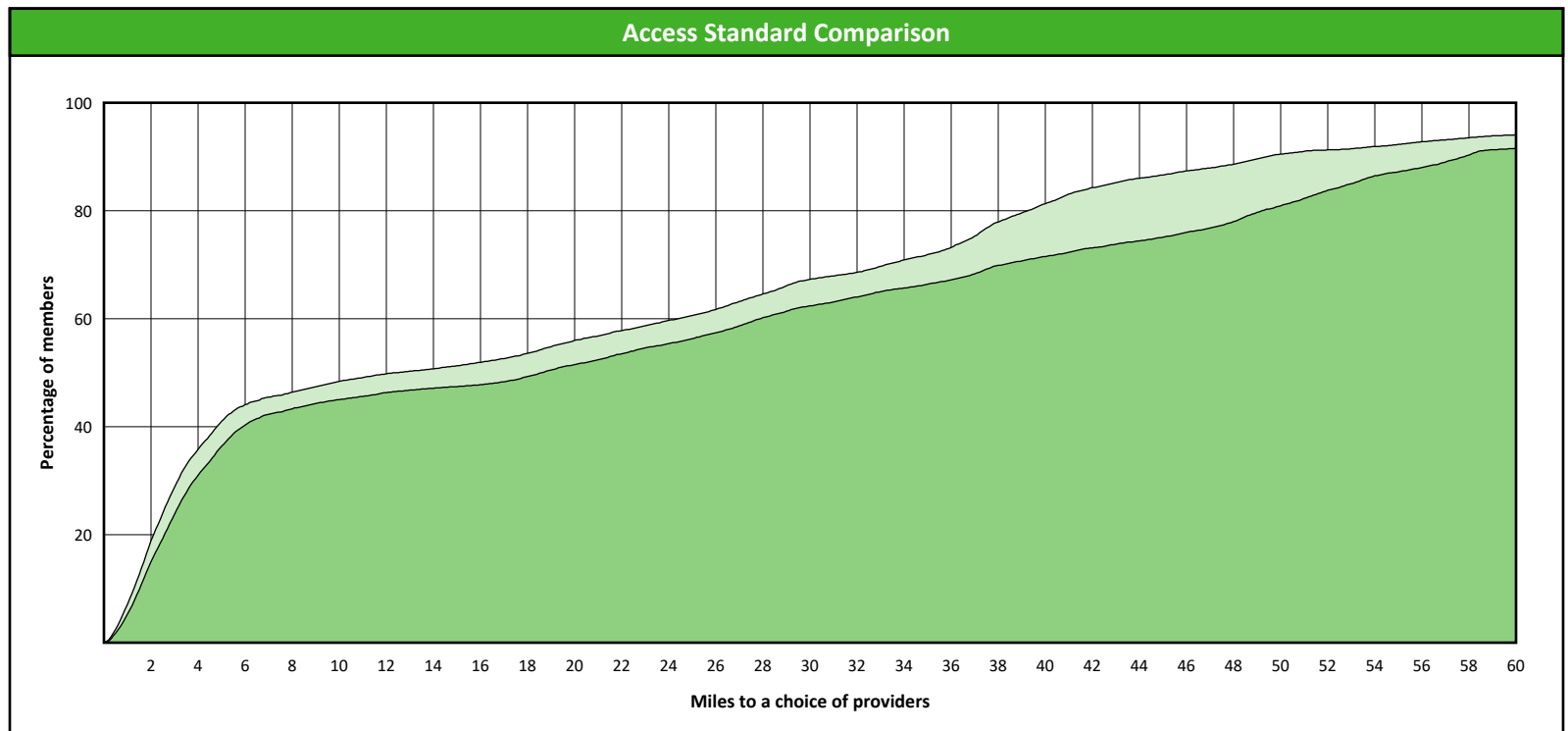
<sup>1</sup> The Access Standard is defined as (DWP Members) members accessing:

1 (DWP Oral Surgeon) provider in 60 miles and 60 minutes



### Distances/Times

	Average
Distance/Time to 1st closest provider	20.8 miles 23.8 mins
Distance/Time to 2nd closest provider	24.6 miles 28.6 mins



# Access Overview 60 Miles

February 27, 2023

**Access Analysis**

DWP Network

**Member / Provider Groups**

DWP Members

DWP Endodontist


**Comparison Graph**

Percent of members with access to a choice of providers over miles

- 1st closest
- 2nd closest

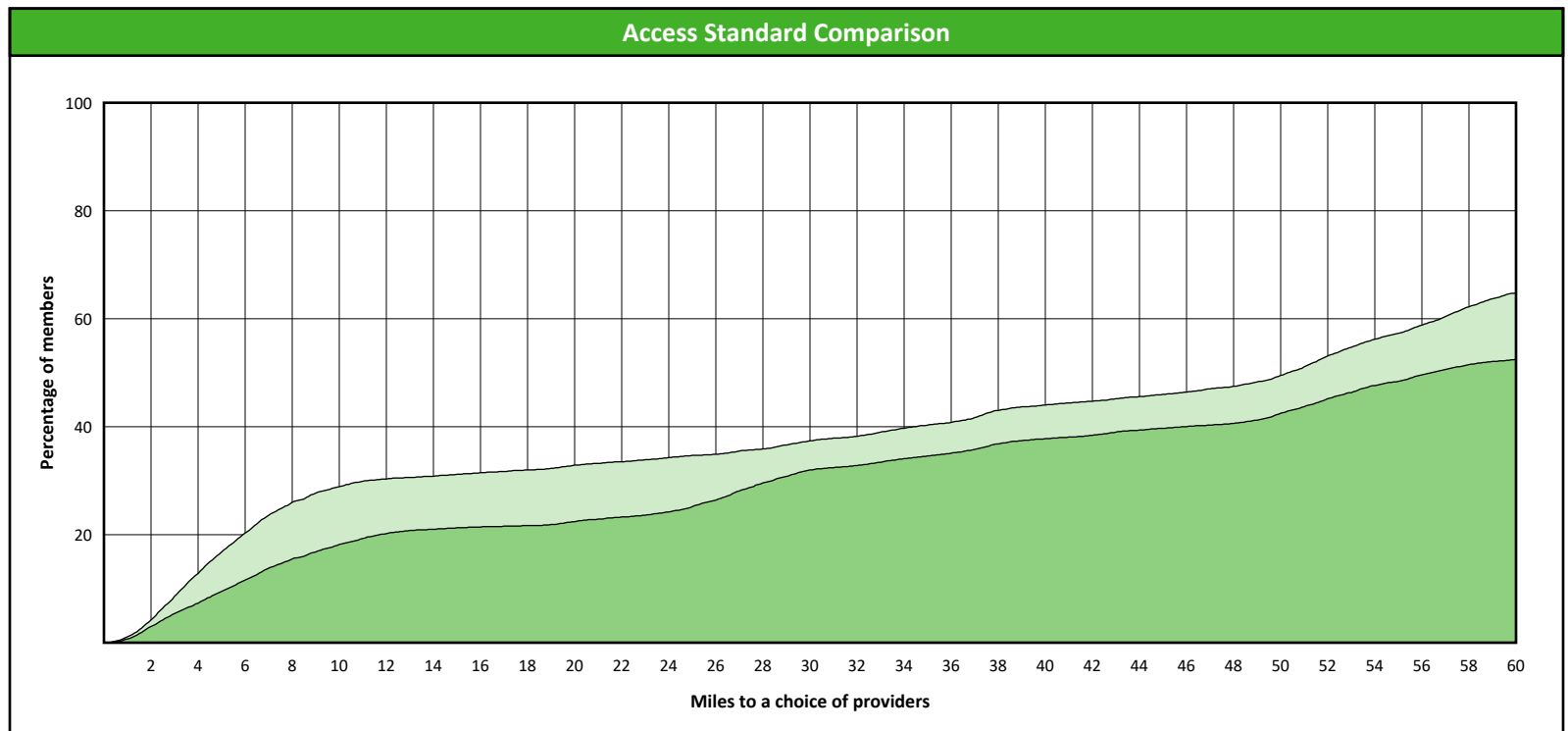
<sup>1</sup> The Access Standard is defined as (DWP Members) members accessing:

1 (DWP Endodontist) provider in 60 miles and 60 minutes



### Distances/Times

	Average
Distance/Time to 1st closest provider	46.5 miles 62.3 mins
Distance/Time to 2nd closest provider	60.1 miles 82.7 mins



# Access Overview 60 Miles

February 27, 2023

**Access Analysis**

DWP Network

**Member / Provider Groups**

DWP Members

DWP Orthodontist


**Comparison Graph**

Percent of members with access to a choice of providers over miles

- 1st closest
- 2nd closest

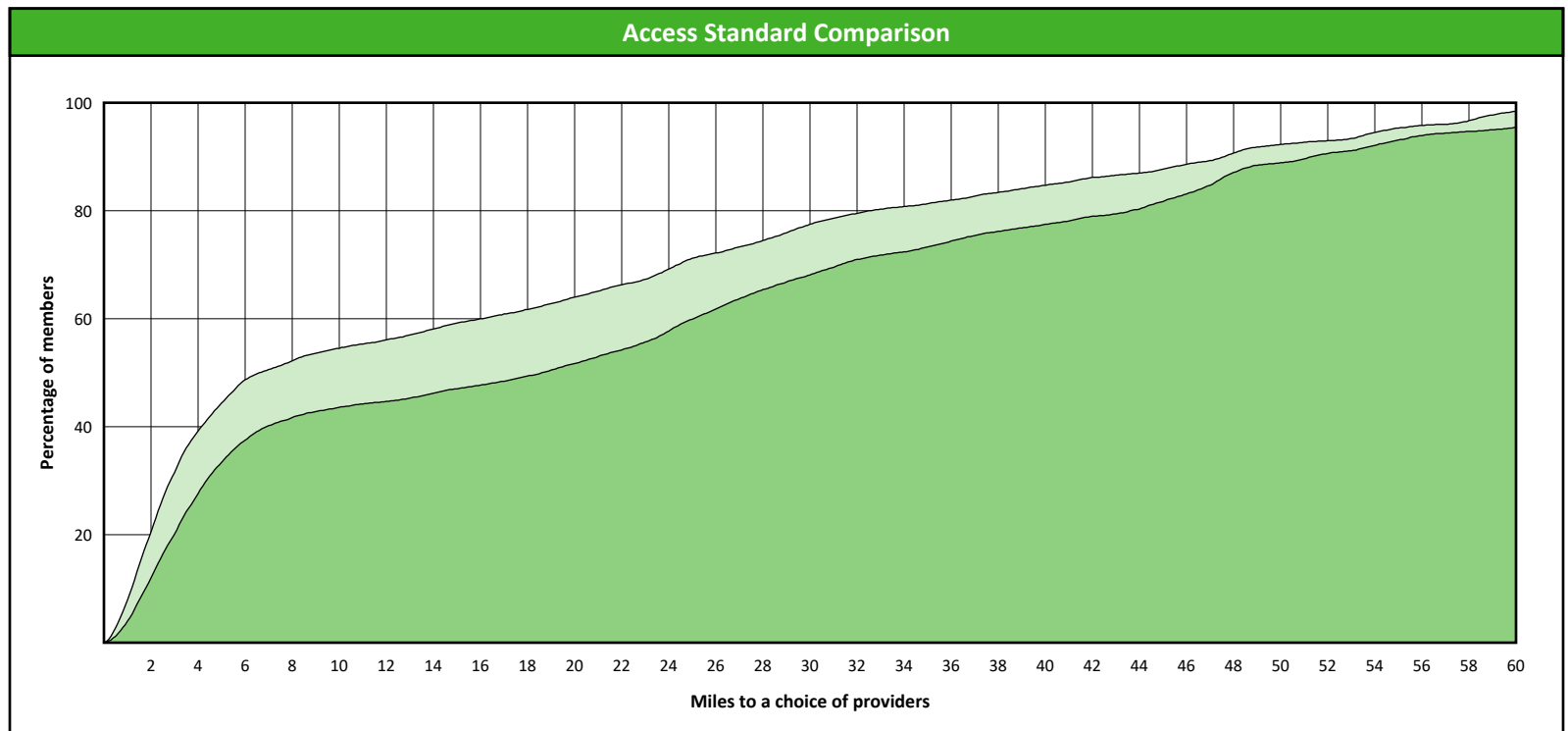
<sup>1</sup> The Access Standard is defined as (DWP Members) members accessing:

1 (DWP Orthodontist) provider in 60 miles and 60 minutes



### Distances/Times

	Average
Distance/Time to 1st closest provider	17.0 miles 19.0 mins
Distance/Time to 2nd closest provider	21.9 miles 25.0 mins



# Access Overview 60 Miles

February 27, 2023

**Access Analysis**

DWP Network

**Member / Provider Groups**

DWP Members

DWP Periodontist


**Comparison Graph**

Percent of members with access to a choice of providers over miles

- 1st closest
- 2nd closest

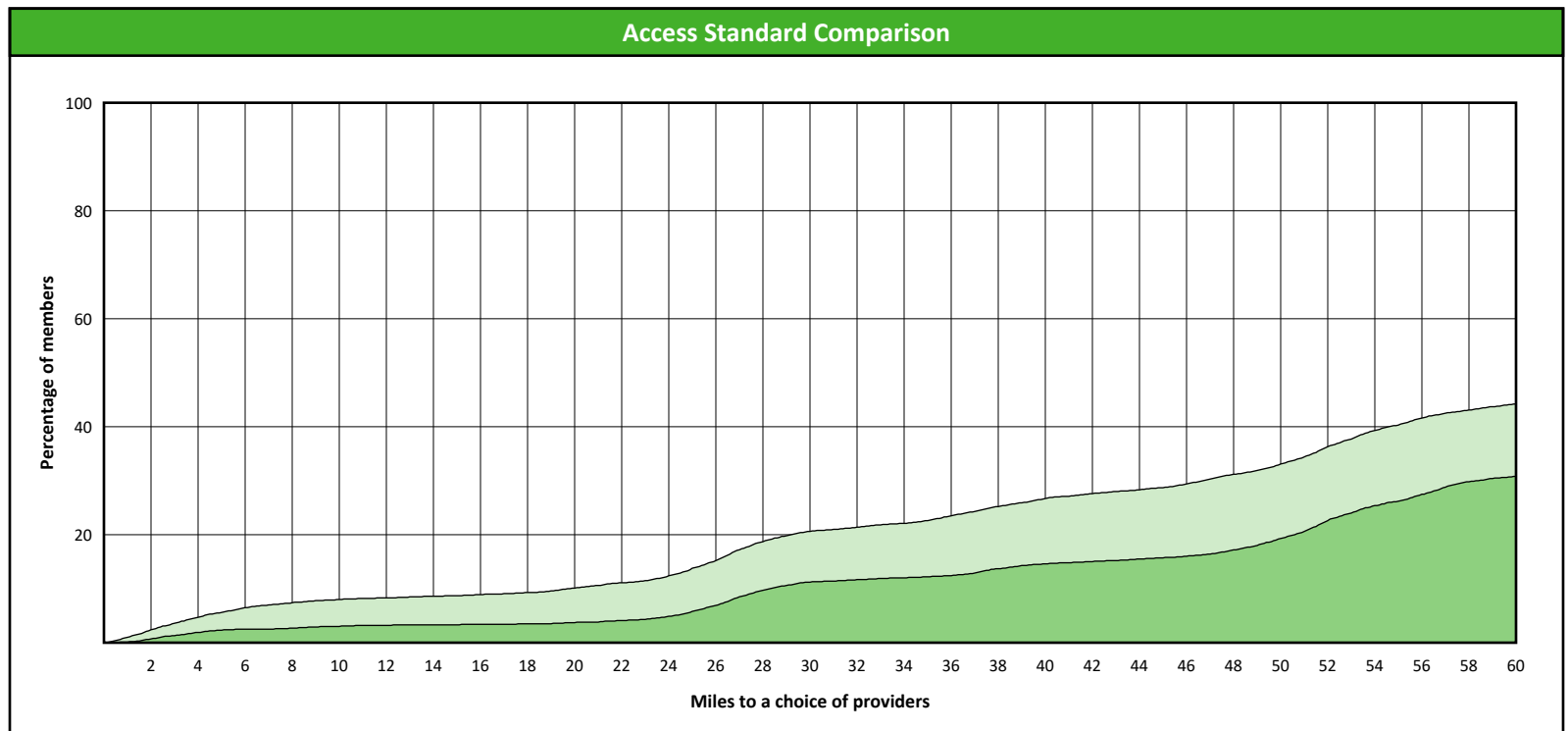
<sup>1</sup> The Access Standard is defined as (DWP Members) members accessing:

- 1 (DWP Periodontist) provider in 60 miles and 60 minutes



### Distances/Times

	Average
Distance/Time to 1st closest provider	57.7 miles 74.3 mins
Distance/Time to 2nd closest provider	67.9 miles 87.2 mins



# Access Overview 60 Miles

February 27, 2023

**Access Analysis**

DWP Network

**Member / Provider Groups**

DWP Members

DWP Prosthodontist


**Comparison Graph**

Percent of members with access to a choice of providers over miles

- 1st closest
- 2nd closest

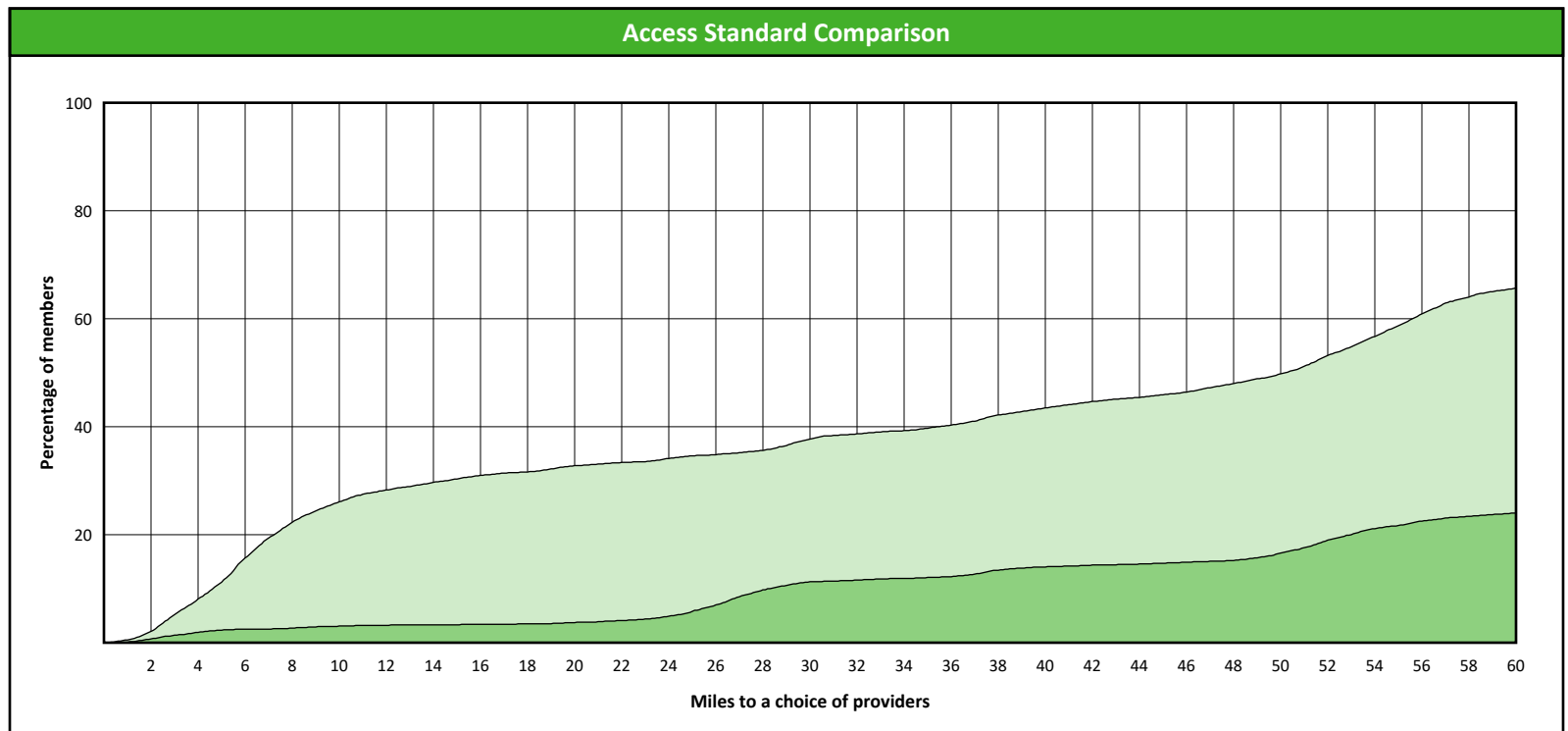
<sup>1</sup> The Access Standard is defined as (DWP Members) members accessing:

1 (DWP Prosthodontist) provider in 60 miles and 60 minutes



### Distances/Times

	Average
Distance/Time to 1st closest provider	46.9 miles 62.0 mins
Distance/Time to 2nd closest provider	87.6 miles 117.9 mins





# Access Overview 90 Miles

February 27, 2023

**Access Analysis**

DWP Network

**Member / Provider Groups**

DWP Members

DWP All Providers

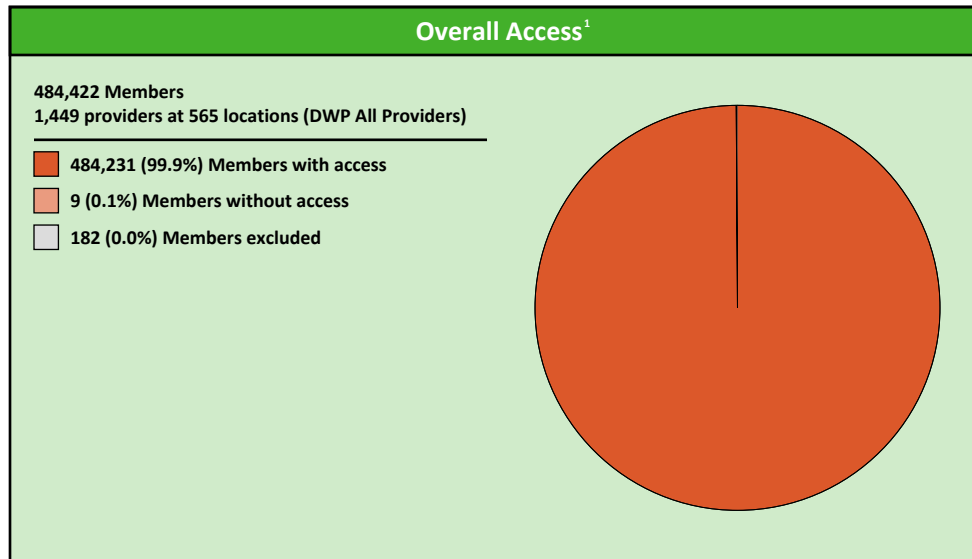
**Comparison Graph**

Percent of members with access to a choice of providers over miles

- 1st closest
- 2nd closest

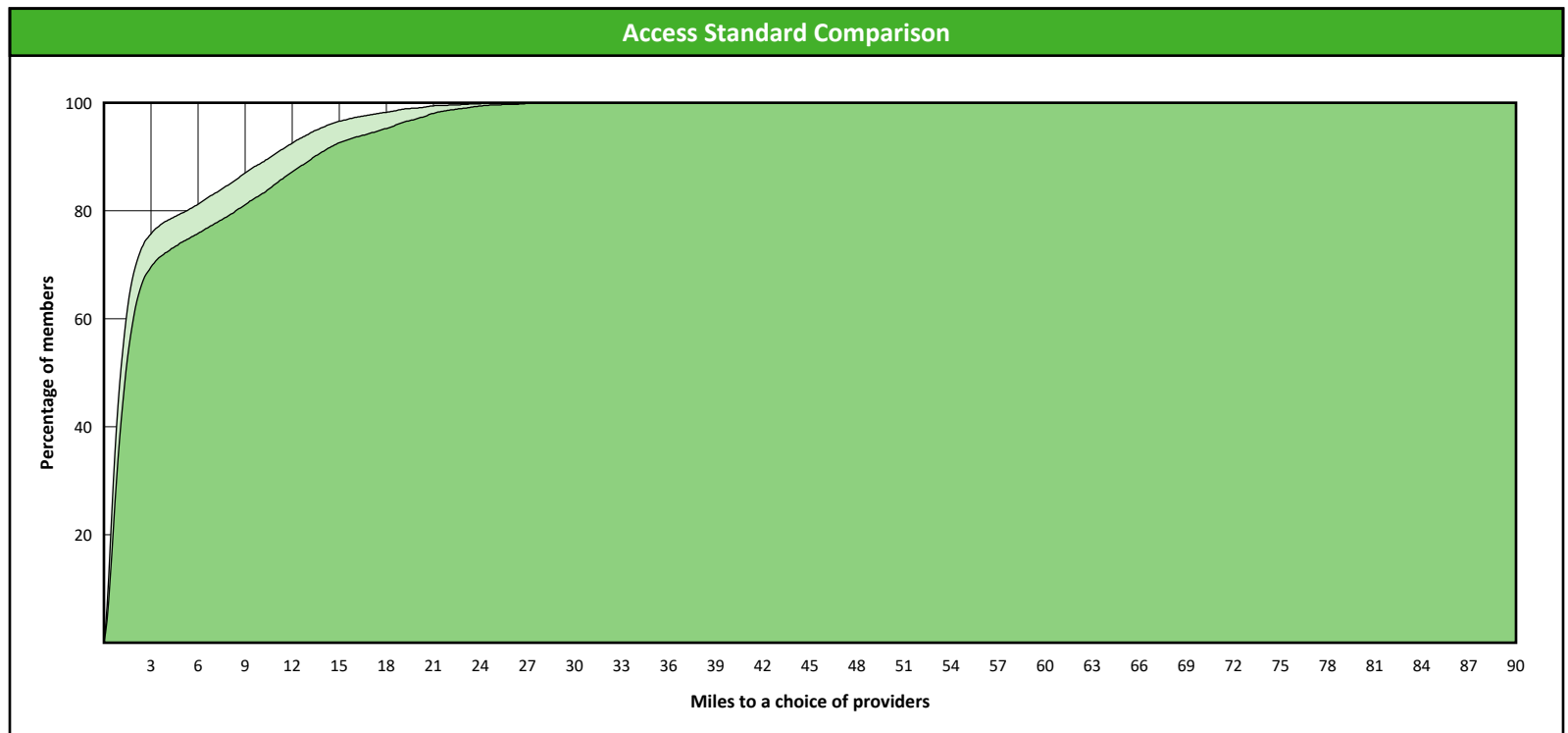
<sup>1</sup> The Access Standard is defined as (DWP Members) members accessing:

1 (DWP All Providers) provider in 90 miles and 90 minutes



### Distances/Times

	Average
Distance/Time to 1st closest provider	3.2 miles 3.5 mins
Distance/Time to 2nd closest provider	4.3 miles 4.7 mins



# Access Overview 90 Miles

February 27, 2023

**Access Analysis**

DWP Network

**Member / Provider Groups**

DWP Members

DWP General Dentist


**Comparison Graph**

Percent of members with access to a choice of providers over miles

- 1st closest
- 2nd closest

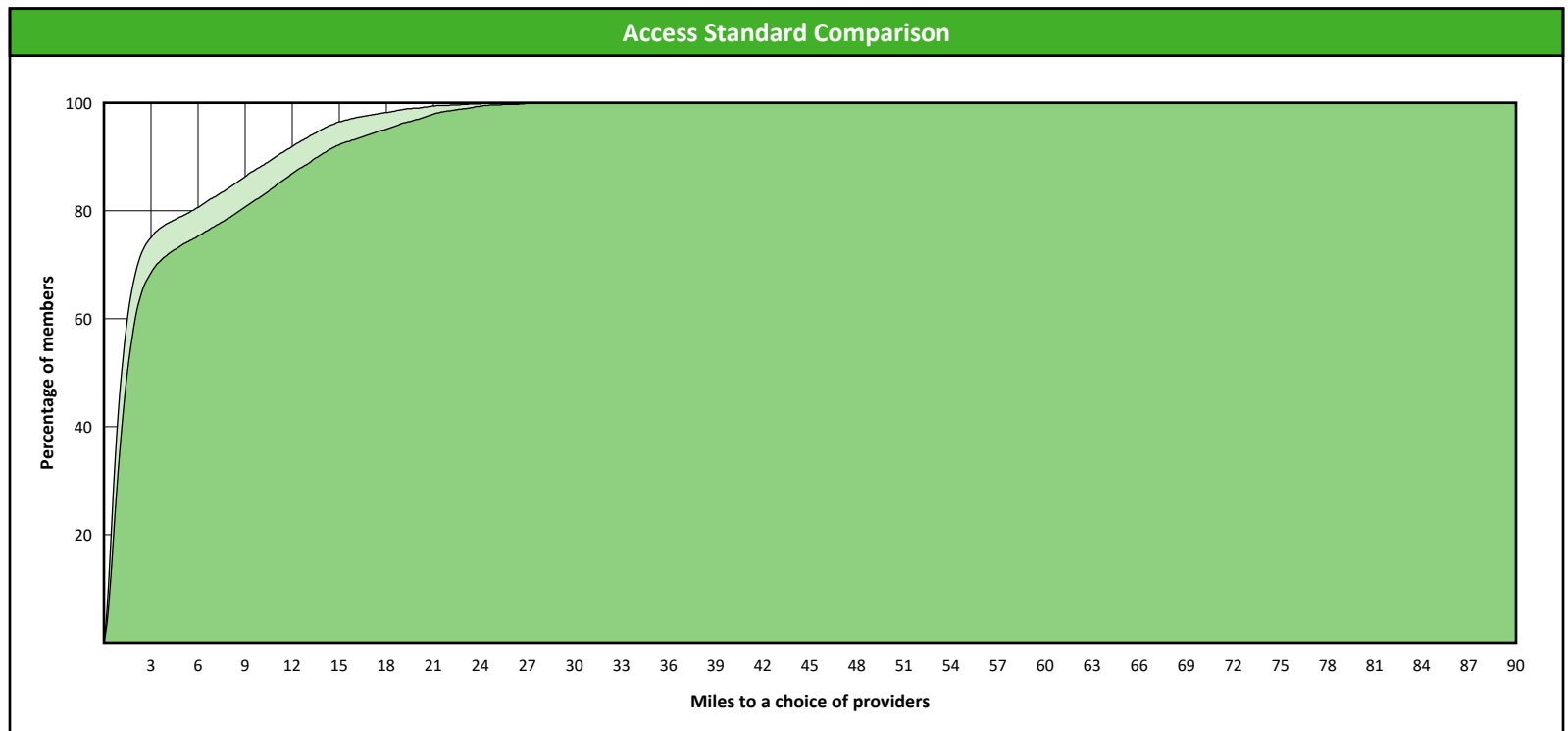
<sup>1</sup> The Access Standard is defined as (DWP Members) members accessing:

1 (DWP General Dentist) provider in 90 miles and 90 minutes



### Distances/Times

	Average
Distance/Time to 1st closest provider	3.3 miles 3.7 mins
Distance/Time to 2nd closest provider	4.4 miles 4.9 mins



# Access Overview 90 Miles

February 27, 2023

**Access Analysis**

DWP Network

**Member / Provider Groups**

DWP Members

DWP Oral Surgeon


**Comparison Graph**

Percent of members with access to a choice of providers over miles

- 1st closest
- 2nd closest

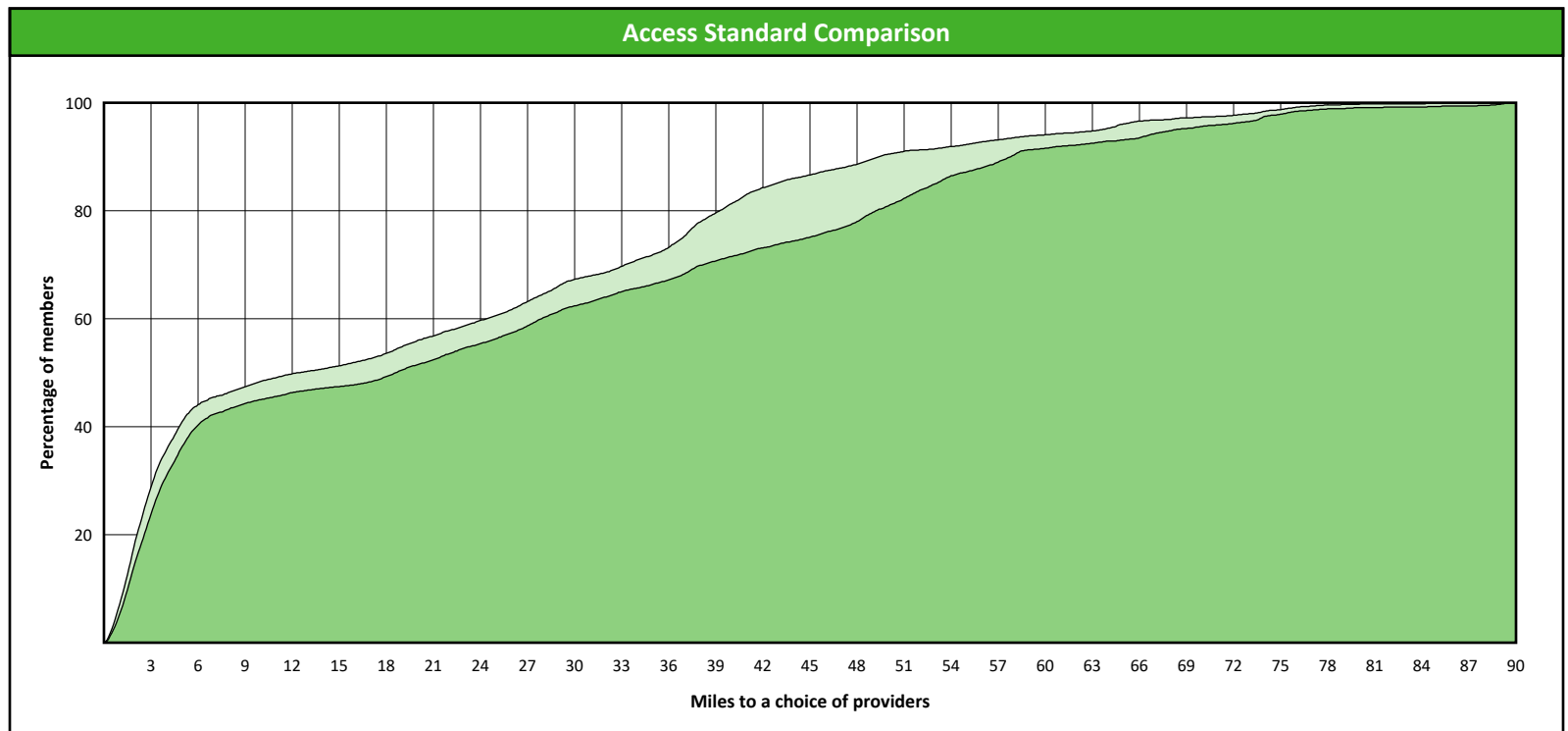
<sup>1</sup> The Access Standard is defined as (DWP Members) members accessing:

1 (DWP Oral Surgeon) provider in 90 miles and 90 minutes



### Distances/Times

	Average
Distance/Time to 1st closest provider	20.8 miles 23.8 mins
Distance/Time to 2nd closest provider	24.6 miles 28.6 mins



# Access Overview 90 Miles

February 27, 2023

**Access Analysis**

DWP Network

**Member / Provider Groups**

DWP Members

DWP Endodontist

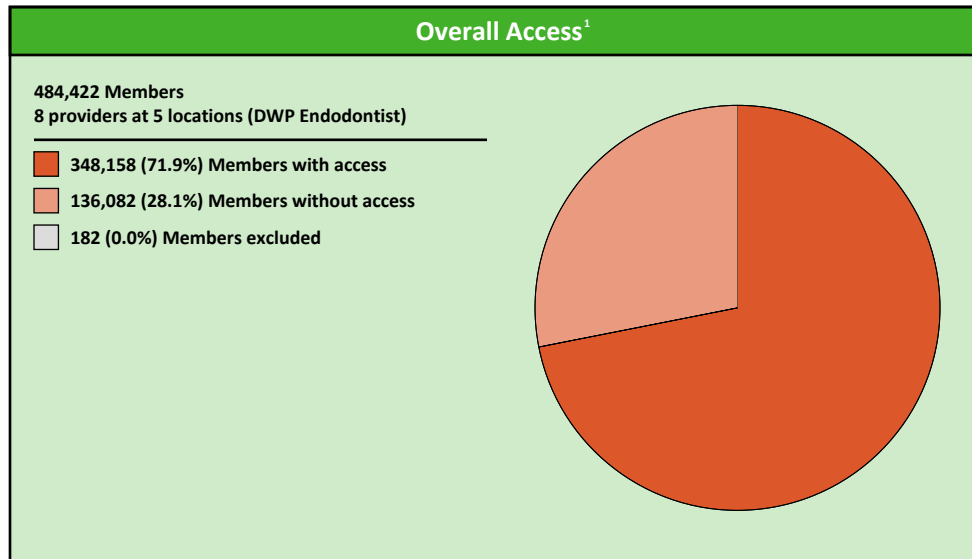
**Comparison Graph**

Percent of members with access to a choice of providers over miles

- 1st closest
- 2nd closest

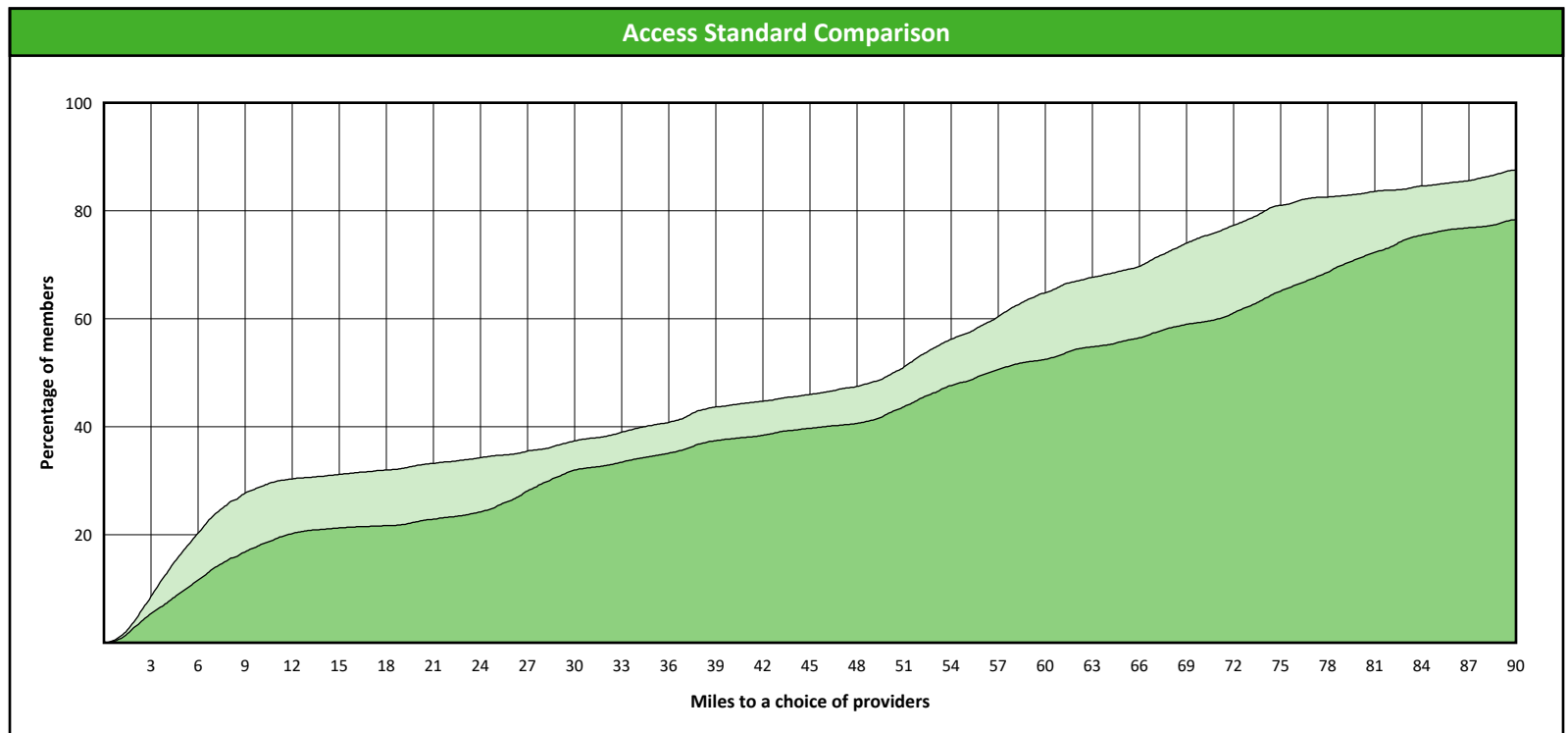
<sup>1</sup> The Access Standard is defined as (DWP Members) members accessing:

1 (DWP Endodontist) provider in 90 miles and 90 minutes



### Distances/Times

	Average
Distance/Time to 1st closest provider	46.5 miles 62.3 mins
Distance/Time to 2nd closest provider	60.1 miles 82.7 mins



# Access Overview 90 Miles

February 27, 2023

**Access Analysis**

DWP Network

**Member / Provider Groups**

DWP Members

DWP Orthodontist


**Comparison Graph**

Percent of members with access to a choice of providers over miles

- 1st closest
- 2nd closest

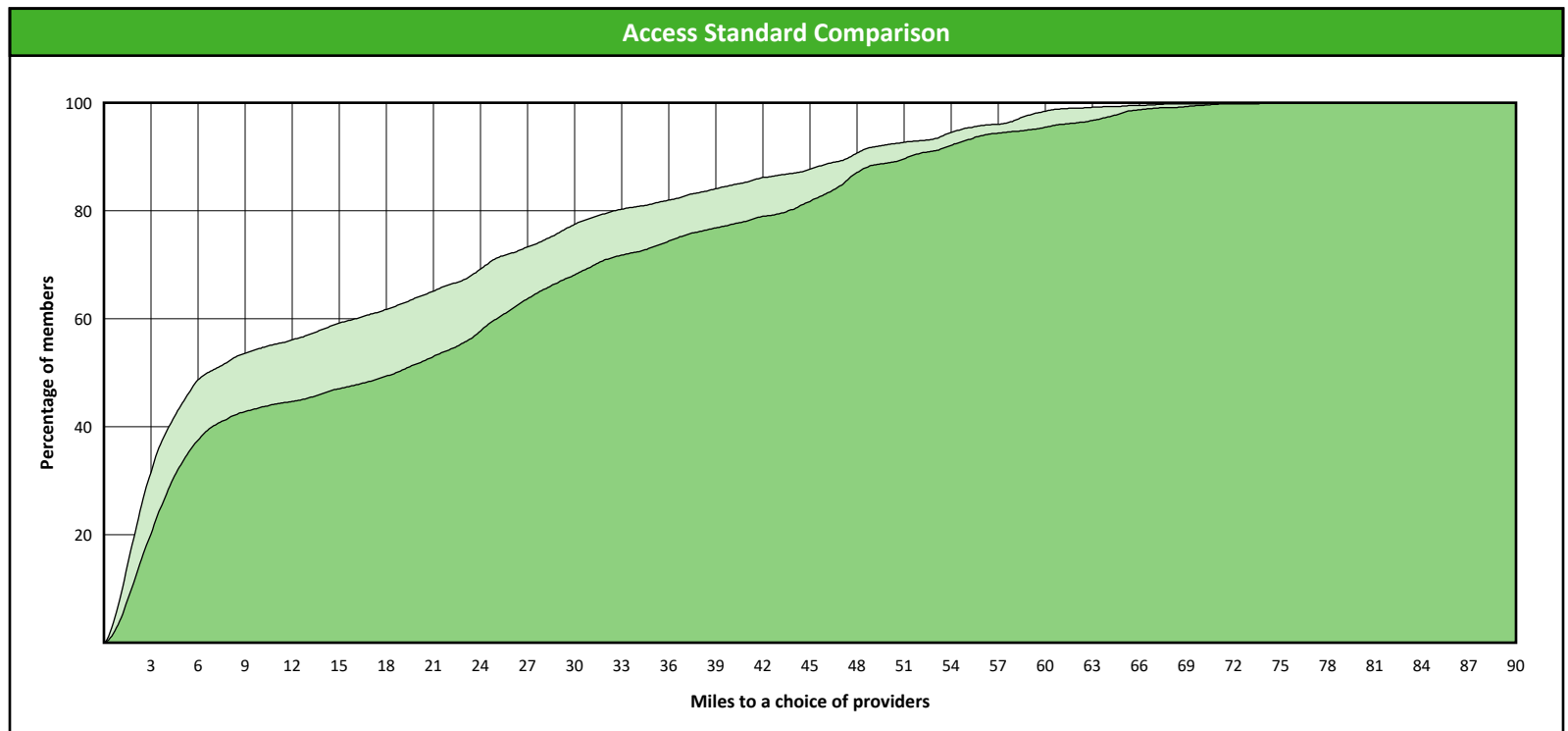
<sup>1</sup> The Access Standard is defined as (DWP Members) members accessing:

1 (DWP Orthodontist) provider in 90 miles and 90 minutes



### Distances/Times

	Average
Distance/Time to 1st closest provider	17.0 miles 19.0 mins
Distance/Time to 2nd closest provider	21.9 miles 25.0 mins



# Access Overview 90 Miles

February 27, 2023

**Access Analysis**

DWP Network

**Member / Provider Groups**

DWP Members

DWP Periodontist


**Comparison Graph**

Percent of members with access to a choice of providers over miles

- 1st closest
- 2nd closest

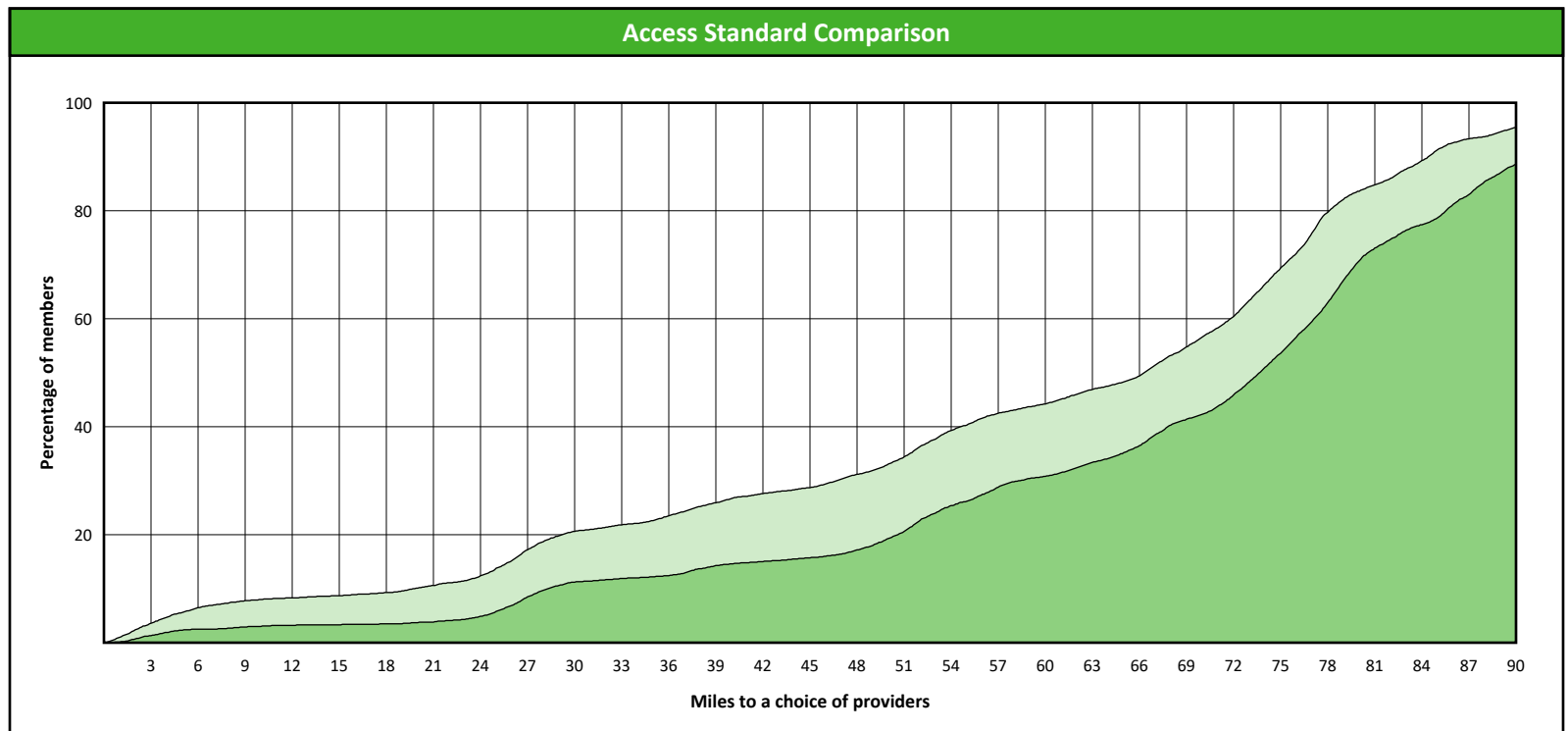
<sup>1</sup> The Access Standard is defined as (DWP Members) members accessing:

1 (DWP Periodontist) provider in 90 miles and 90 minutes



### Distances/Times

	Average
Distance/Time to 1st closest provider	57.7 miles 74.3 mins
Distance/Time to 2nd closest provider	67.9 miles 87.2 mins



# Access Overview 90 Miles

February 27, 2023

**Access Analysis**

DWP Network

**Member / Provider Groups**

DWP Members

DWP Prosthodontist

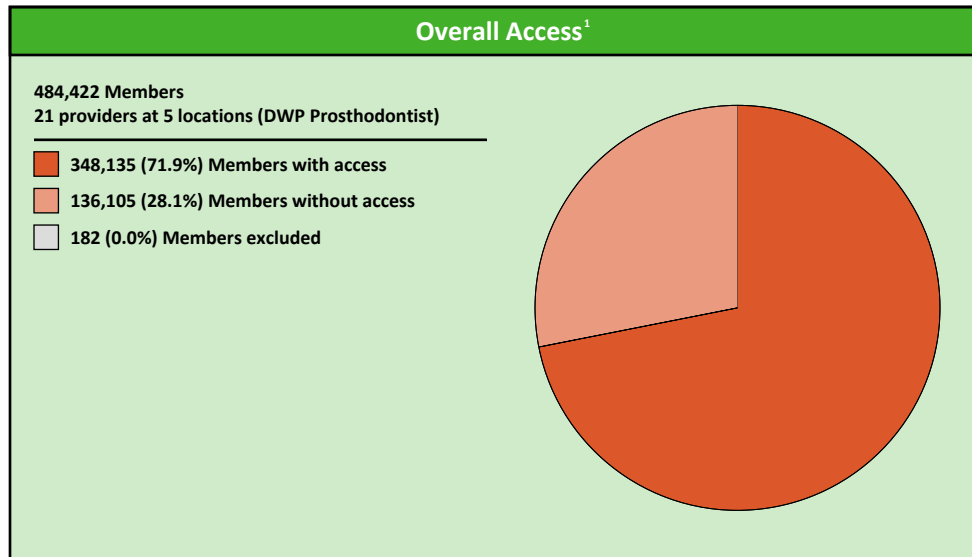
**Comparison Graph**

Percent of members with access to a choice of providers over miles

- 1st closest
- 2nd closest

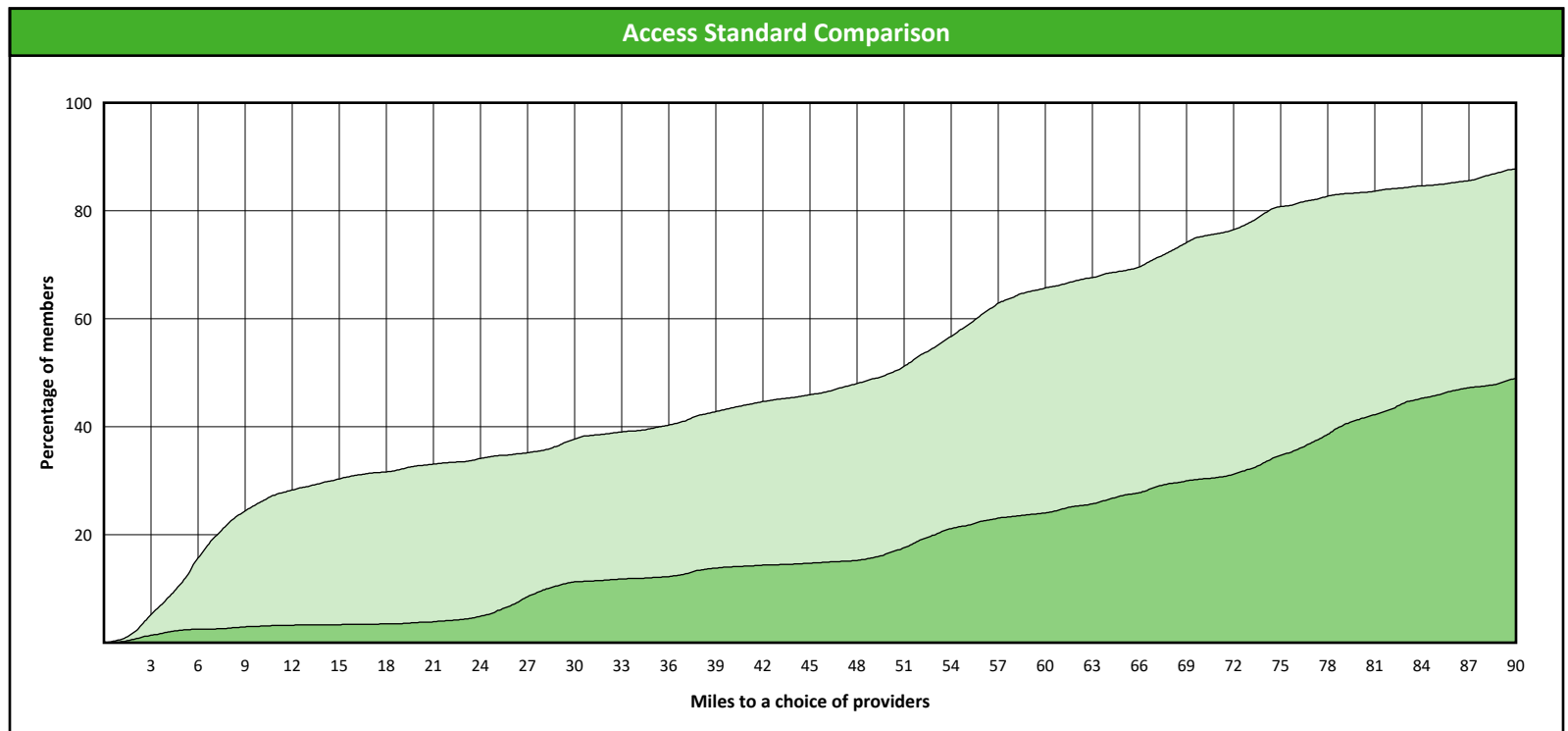
<sup>1</sup> The Access Standard is defined as (DWP Members) members accessing:

1 (DWP Prosthodontist) provider in 90 miles and 90 minutes



### Distances/Times

	Average
Distance/Time to 1st closest provider	46.9 miles 62.0 mins
Distance/Time to 2nd closest provider	87.6 miles 117.9 mins



# DWP General Dentist Access Map

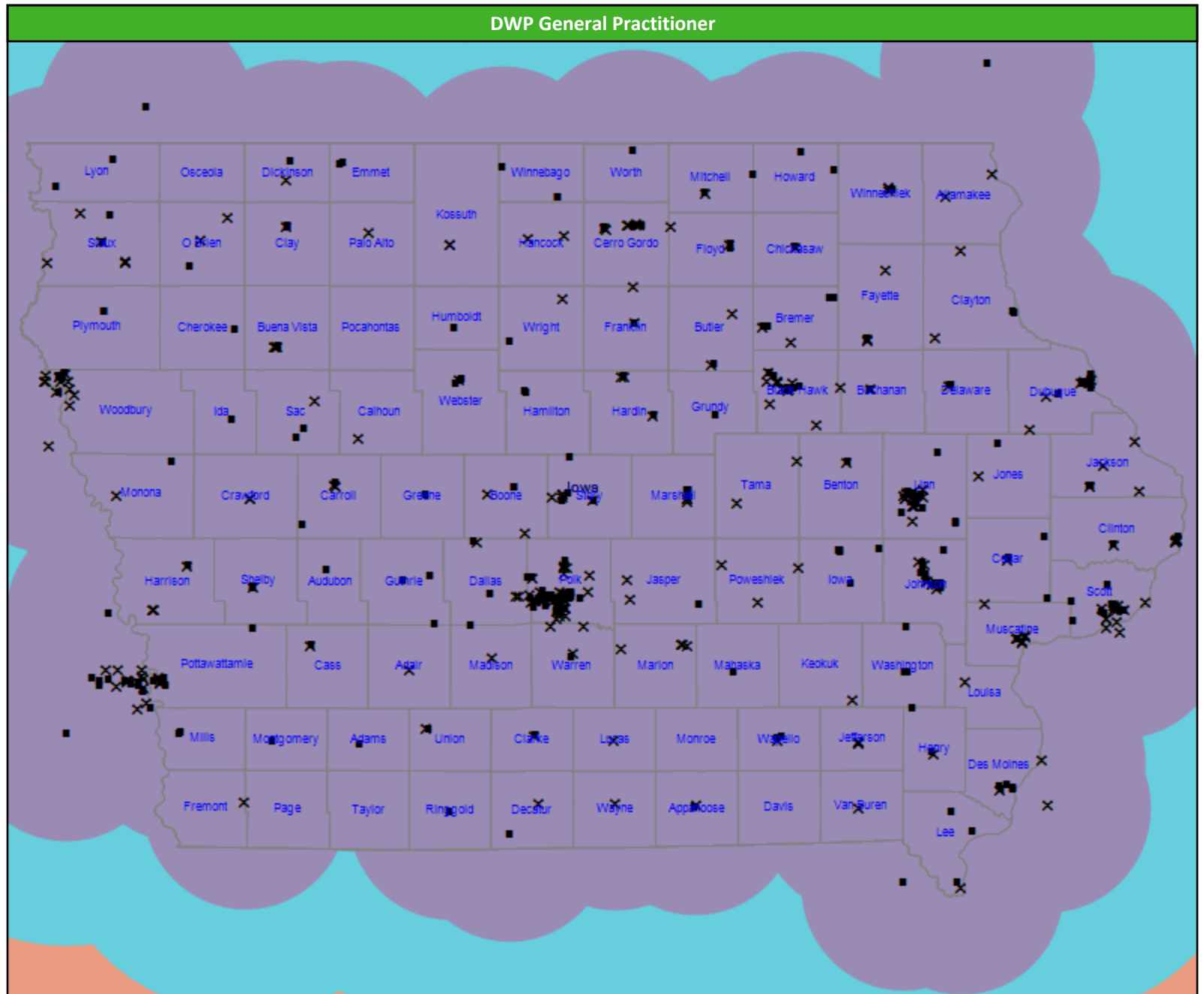
February 27, 2023

## DWP General Dentist

1,158 providers at 496 locations

- Single providers (243)
- ✕ Multiple providers (253)
- 30 mile radius
- 60 mile radius
- 90 mile radius

41.42 miles





# DWP Oral Surgeon Access Map

February 27, 2023

## DWP Oral Surgeon

140 providers at 42 locations

- Single providers (13)
- ✕ Multiple providers (29)
- 30 mile radius
- 60 mile radius
- 90 mile radius

41.42 miles



# DWP Endodontist Access Map

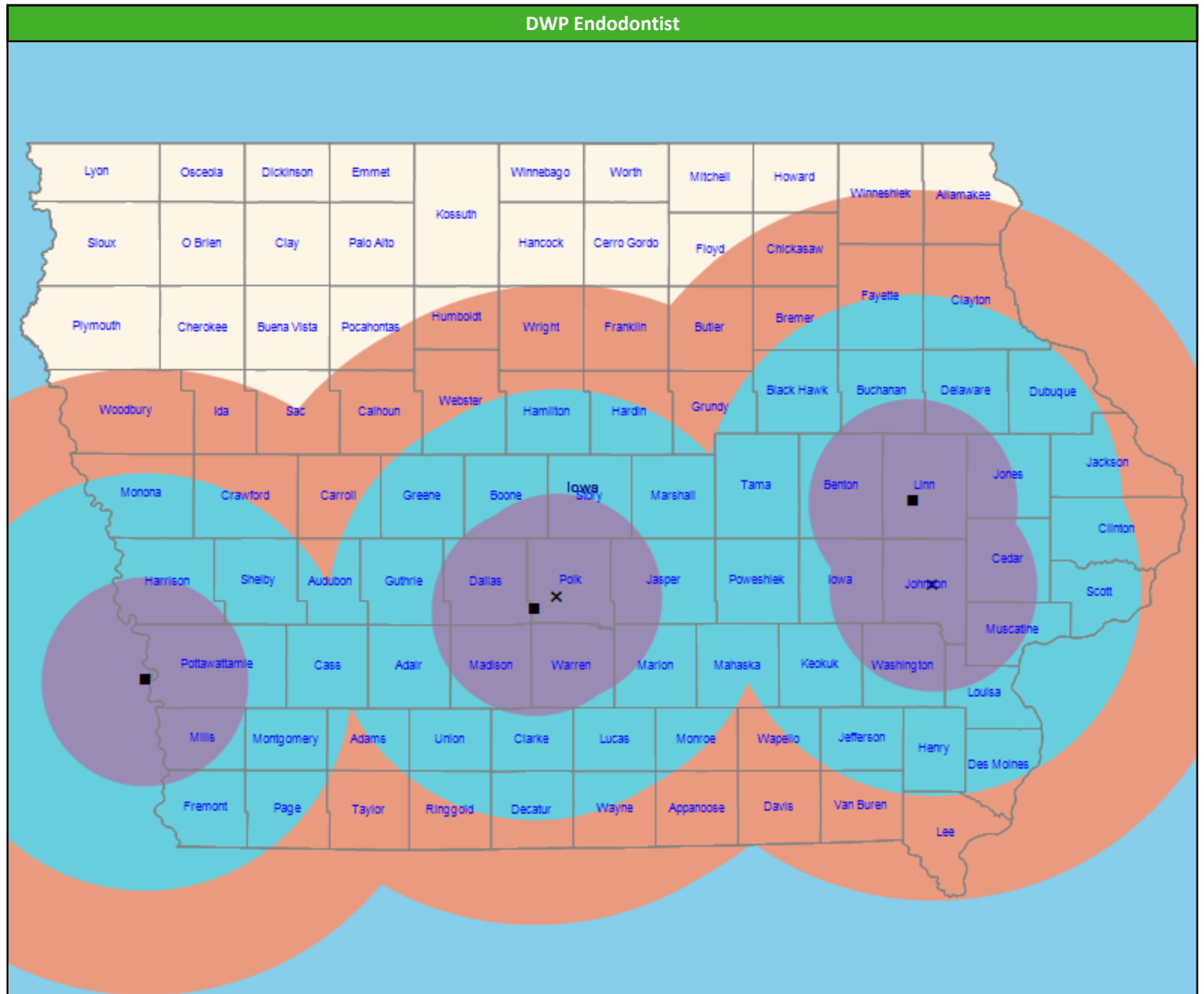
February 27, 2023

## DWP Endodontist

8 providers at 5 locations

- Single providers (3)
- ✕ Multiple providers (2)
- 30 mile radius
- 60 mile radius
- 90 mile radius

41.42 miles



# DWP Periodontist Access Map

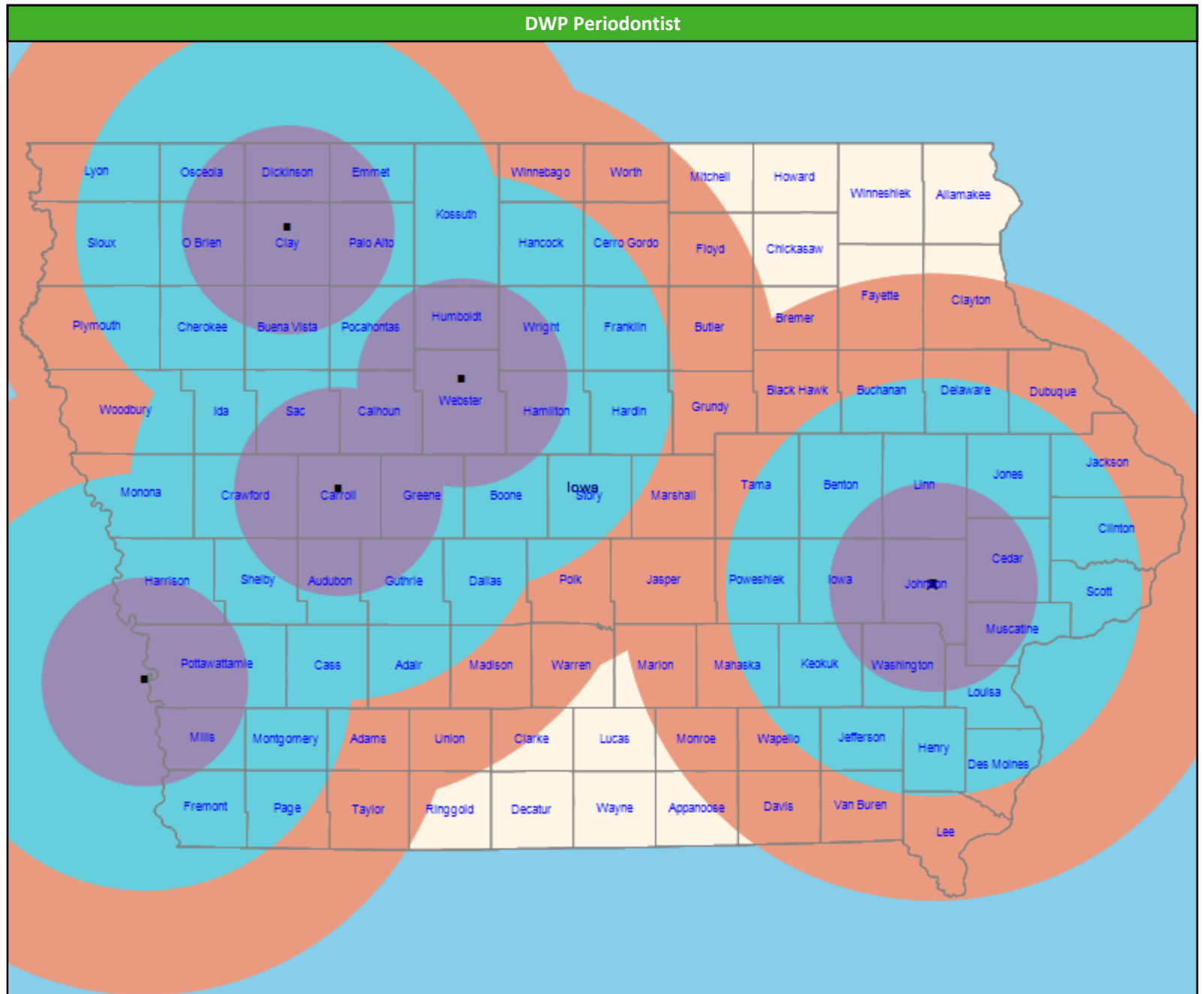
February 27, 2023

## DWP Periodontist

12 providers at 6 locations

- Single providers (5)
- ✕ Multiple providers (1)
- 30 mile radius
- 60 mile radius
- 90 mile radius

41.42 miles



# DWP Prosthodontist Access Map

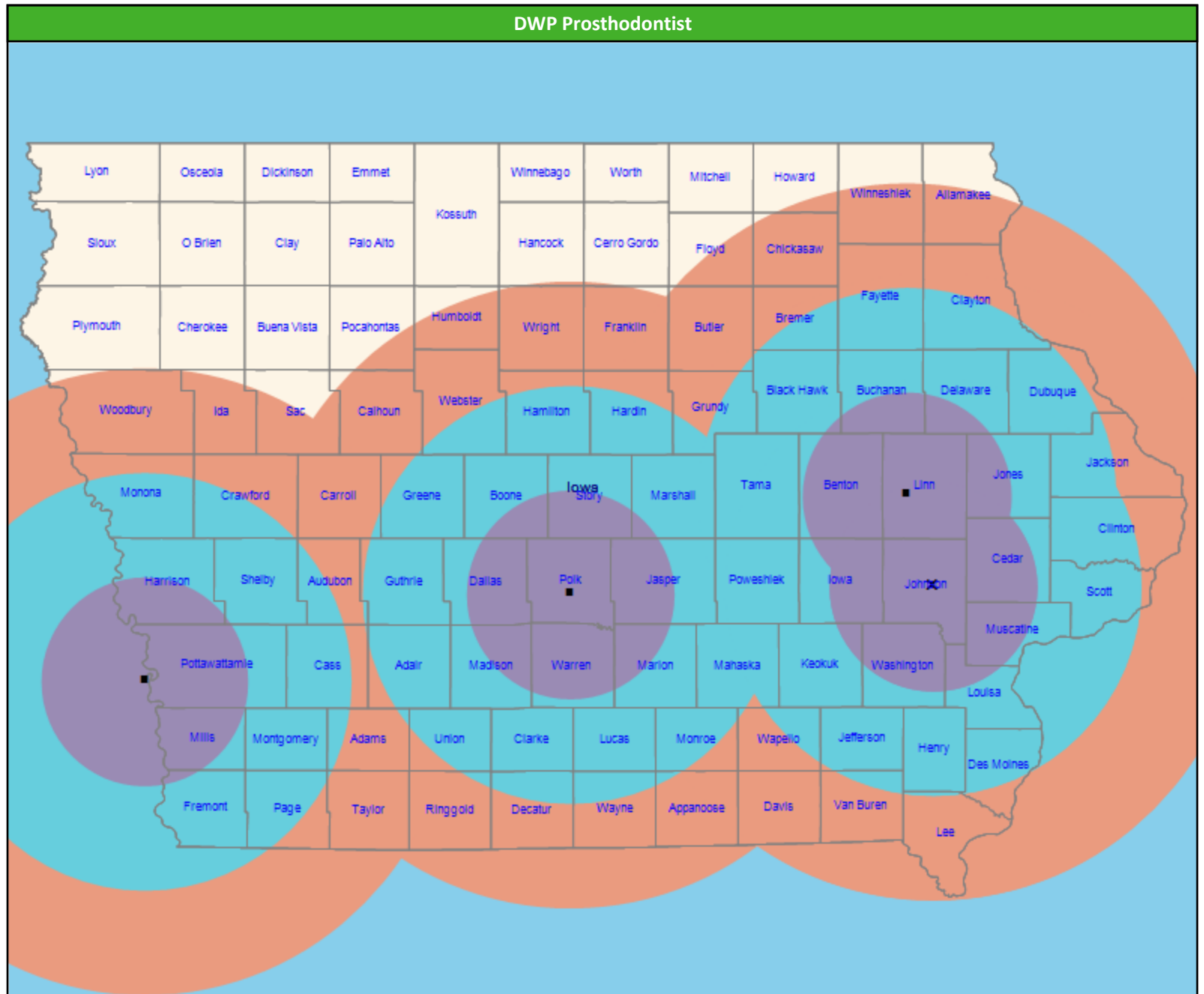
February 27, 2023

## DWP Prosthodontist

21 providers at 5 locations

- Single providers (3)
- × Multiple providers (2)
- 30 mile radius
- 60 mile radius
- 90 mile radius

41.42 miles



# DWP Orthodontist Access Map

February 27, 2023

## DWP Orthodontist

110 providers at 55 locations

- Single providers (32)
- ✕ Multiple providers (23)
- 30 mile radius
- 60 mile radius
- 90 mile radius

41.42 miles



## Access Summary By State

February 27, 2023

**Access Analysis**

DWP Network

**Member Group**

DWP Members

**Provider Group**

- DWP All Providers
- DWP General Dentist
- DWP Oral Surgeon
- DWP Endodontist
- DWP Orthodontist
- DWP Periodontist
- DWP Prosthodontist

<sup>1</sup> Provider counts represent:

P: Unique providers

L: Unique provider locations

\*\* These records have been excluded from the analysis because of invalid zip codes.

All Members												
Member		Provider		With Access		Without Access		Counts <sup>1</sup>		Average Distance		Average Time
Group	#	Group	Standard	#	%	#	%	P	L	1	2	1
DWP Members	484,240	DWP All Providers	1 in 30 miles and 3...	484,160	99.9	80	0.1	1,449	565	3.2	4.3	3.5
		DWP General De...	1 in 30 miles and 3...	484,160	99.9	80	0.1	1,158	496	3.3	4.4	3.7
		DWP General De...	1 in 60 miles and 6...	484,231	99.9	9	0.1	1,158	496	3.3	4.4	3.7
		DWP General De...	1 in 90 miles and 9...	484,231	99.9	9	0.1	1,158	496	3.3	4.4	3.7
		DWP Oral Surgeon	1 in 30 miles and 3...	306,927	63.4	177,313	36.6	140	42	20.8	24.6	23.8
		DWP Oral Surgeon	1 in 60 miles and 6...	443,574	91.6	40,666	8.4	140	42	20.8	24.6	23.8
		DWP Oral Surgeon	1 in 90 miles and 9...	481,377	99.4	2,863	0.6	140	42	20.8	24.6	23.8
		DWP Endodontist	1 in 30 miles and 3...	164,410	34.0	319,830	66.0	8	5	46.5	60.1	62.3
		DWP Endodontist	1 in 60 miles and 6...	225,987	46.7	258,253	53.3	8	5	46.5	60.1	62.3
		DWP Endodontist	1 in 90 miles and 9...	348,158	71.9	136,082	28.1	8	5	46.5	60.1	62.3
		DWP Orthodontist	1 in 30 miles and 3...	356,964	73.7	127,276	26.3	110	55	17.0	21.9	19.0
		DWP Orthodontist	1 in 60 miles and 6...	459,916	95.0	24,324	5.0	110	55	17.0	21.9	19.0
		DWP Orthodontist	1 in 90 miles and 9...	484,213	99.9	27	0.1	110	55	17.0	21.9	19.0
		DWP Periodontist	1 in 30 miles and 3...	60,127	12.4	424,113	87.6	12	6	57.7	67.9	74.3
		DWP Periodontist	1 in 60 miles and 6...	156,410	32.3	327,830	67.7	12	6	57.7	67.9	74.3
		DWP Periodontist	1 in 90 miles and 9...	298,255	61.6	185,985	38.4	12	6	57.7	67.9	74.3
		DWP Prosthodo...	1 in 30 miles and 3...	165,122	34.1	319,118	65.9	21	5	46.9	87.6	62.0
		DWP Prosthodo...	1 in 60 miles and 6...	230,419	47.6	253,821	52.4	21	5	46.9	87.6	62.0
		DWP Prosthodo...	1 in 90 miles and 9...	348,135	71.9	136,105	28.1	21	5	46.9	87.6	62.0

Key Geographic Areas										
State Name	Member	Provider		With Access		Without Access		Average Distance		Average Time
	#	Group	Standard	#	%	#	%	1	2	1
Iowa	484,214	DWP All Providers	1 in 30 miles and 30 mins	484,147	99.9	67	0.1	3.2	4.3	3.5
		DWP General Dentist	1 in 30 miles and 30 mins	484,147	99.9	67	0.1	3.3	4.4	3.7
		DWP General Dentist	1 in 60 miles and 60 mins	484,214	100.0	0	0.0	3.3	4.4	3.7
		DWP General Dentist	1 in 90 miles and 90 mins	484,214	100.0	0	0.0	3.3	4.4	3.7
		DWP Oral Surgeon	1 in 30 miles and 30 mins	306,922	63.4	177,292	36.6	20.8	24.6	23.7
		DWP Oral Surgeon	1 in 60 miles and 60 mins	443,561	91.6	40,653	8.4	20.8	24.6	23.7
		DWP Oral Surgeon	1 in 90 miles and 90 mins	481,360	99.4	2,854	0.6	20.8	24.6	23.7
		DWP Endodontist	1 in 30 miles and 30 mins	164,408	34.0	319,806	66.0	46.5	60.1	62.3
		DWP Endodontist	1 in 60 miles and 60 mins	225,985	46.7	258,229	53.3	46.5	60.1	62.3
		DWP Endodontist	1 in 90 miles and 90 mins	348,155	71.9	136,059	28.1	46.5	60.1	62.3
		DWP Orthodontist	1 in 30 miles and 30 mins	356,960	73.7	127,254	26.3	16.9	21.9	19.0
		DWP Orthodontist	1 in 60 miles and 60 mins	459,904	95.0	24,310	5.0	16.9	21.9	19.0
		DWP Orthodontist	1 in 90 miles and 90 mins	484,196	99.9	18	0.1	16.9	21.9	19.0
		DWP Periodontist	1 in 30 miles and 30 mins	60,125	12.4	424,089	87.6	57.7	67.9	74.3
		DWP Periodontist	1 in 60 miles and 60 mins	156,408	32.3	327,806	67.7	57.7	67.9	74.3
		DWP Periodontist	1 in 90 miles and 90 mins	298,248	61.6	185,966	38.4	57.7	67.9	74.3

### Access Summary By City

February 27, 2023

**Access Analysis**

DWP Network

**Member Group**

DWP Members

**Provider Group**

- DWP All Providers
- DWP General Dentist
- DWP Oral Surgeon
- DWP Endodontist
- DWP Orthodontist
- DWP Periodontist
- DWP Prosthodontist

<sup>1</sup> Provider counts represent:

P: Unique providers

L: Unique provider locations

\*\* These records have been excluded from the analysis because of invalid zip codes.

All Members												
Member		Provider		With Access		Without Access		Counts <sup>1</sup>		Average Distance		Average Time
Group	#	Group	Standard	#	%	#	%	P	L	1	2	1
DWP Members	484,240	DWP All Providers	1 in 30 miles and 3...	484,160	99.9	80	0.1	1,449	565	3.2	4.3	3.5
		DWP General De...	1 in 30 miles and 3...	484,160	99.9	80	0.1	1,158	496	3.3	4.4	3.7
		DWP General De...	1 in 60 miles and 6...	484,231	99.9	9	0.1	1,158	496	3.3	4.4	3.7
		DWP General De...	1 in 90 miles and 9...	484,231	99.9	9	0.1	1,158	496	3.3	4.4	3.7
		DWP Oral Surgeon	1 in 30 miles and 3...	306,927	63.4	177,313	36.6	140	42	20.8	24.6	23.8
		DWP Oral Surgeon	1 in 60 miles and 6...	443,574	91.6	40,666	8.4	140	42	20.8	24.6	23.8
		DWP Oral Surgeon	1 in 90 miles and 9...	481,377	99.4	2,863	0.6	140	42	20.8	24.6	23.8
		DWP Endodontist	1 in 30 miles and 3...	164,410	34.0	319,830	66.0	8	5	46.5	60.1	62.3
		DWP Endodontist	1 in 60 miles and 6...	225,987	46.7	258,253	53.3	8	5	46.5	60.1	62.3
		DWP Endodontist	1 in 90 miles and 9...	348,158	71.9	136,082	28.1	8	5	46.5	60.1	62.3
		DWP Orthodontist	1 in 30 miles and 3...	356,964	73.7	127,276	26.3	110	55	17.0	21.9	19.0
		DWP Orthodontist	1 in 60 miles and 6...	459,916	95.0	24,324	5.0	110	55	17.0	21.9	19.0
		DWP Orthodontist	1 in 90 miles and 9...	484,213	99.9	27	0.1	110	55	17.0	21.9	19.0
		DWP Periodontist	1 in 30 miles and 3...	60,127	12.4	424,113	87.6	12	6	57.7	67.9	74.3
		DWP Periodontist	1 in 60 miles and 6...	156,410	32.3	327,830	67.7	12	6	57.7	67.9	74.3
		DWP Periodontist	1 in 90 miles and 9...	298,255	61.6	185,985	38.4	12	6	57.7	67.9	74.3
		DWP Prosthodo...	1 in 30 miles and 3...	165,122	34.1	319,118	65.9	21	5	46.9	87.6	62.0
		DWP Prosthodo...	1 in 60 miles and 6...	230,419	47.6	253,821	52.4	21	5	46.9	87.6	62.0
		DWP Prosthodo...	1 in 90 miles and 9...	348,135	71.9	136,105	28.1	21	5	46.9	87.6	62.0

Key Geographic Areas										
City	Member	Provider		With Access		Without Access		Average Distance		Average Time
	#	Group	Standard	#	%	#	%	1	2	1
Des Moines, IA	52,147	DWP All Providers	1 in 30 miles and 30 mins	52,147	100.0	0	0.0	0.8	1.0	1.3
		DWP General Dentist	1 in 30 miles and 30 mins	52,147	100.0	0	0.0	0.9	1.1	1.3
		DWP General Dentist	1 in 60 miles and 60 mins	52,147	100.0	0	0.0	0.9	1.1	1.3
		DWP General Dentist	1 in 90 miles and 90 mins	52,147	100.0	0	0.0	0.9	1.1	1.3
		DWP Oral Surgeon	1 in 30 miles and 30 mins	52,136	99.9	11	0.1	3.2	3.2	4.6
		DWP Oral Surgeon	1 in 60 miles and 60 mins	52,143	99.9	4	0.1	3.2	3.2	4.6
		DWP Oral Surgeon	1 in 90 miles and 90 mins	52,146	99.9	1	0.1	3.2	3.2	4.6
		DWP Endodontist	1 in 30 miles and 30 mins	52,128	99.9	19	0.1	4.3	4.3	7.5
		DWP Endodontist	1 in 60 miles and 60 mins	52,131	99.9	16	0.1	4.3	4.3	7.5
		DWP Endodontist	1 in 90 miles and 90 mins	52,137	99.9	10	0.1	4.3	4.3	7.5
		DWP Orthodontist	1 in 30 miles and 30 mins	52,136	99.9	11	0.1	3.0	3.6	4.7
		DWP Orthodontist	1 in 60 miles and 60 mins	52,141	99.9	6	0.1	3.0	3.6	4.7
		DWP Orthodontist	1 in 90 miles and 90 mins	52,147	100.0	0	0.0	3.0	3.6	4.7
		DWP Periodontist	1 in 30 miles and 30 mins	7	0.1	52,140	99.9	74.2	77.2	96.5
		DWP Periodontist	1 in 60 miles and 60 mins	9	0.1	52,138	99.9	74.2	77.2	96.5
		DWP Periodontist	1 in 90 miles and 90 mins	14,548	27.9	37,599	72.1	74.2	77.2	96.5