

# ***Network Access Analysis***

***Dental Wellness Plan***

***Delta Dental of Iowa***

---

SFY23 - Q3

# Contents

## Report Contents

Access Overview 30 Miles . . . . .	3
<i>DWP Members: DWP All Providers, DWP Members: DWP General Dentist, DWP Members: DWP Oral Surgeon, DWP Members: DWP Endodontist, DWP Members: DWP Orthodontist, DWP Members: DWP Periodontist, DWP Members: DWP Prosthodontist</i>	
Access Overview 60 Miles . . . . .	10
<i>DWP Members: DWP All Providers, DWP Members: DWP General Dentist, DWP Members: DWP Oral Surgeon, DWP Members: DWP Endodontist, DWP Members: DWP Orthodontist, DWP Members: DWP Periodontist, DWP Members: DWP Prosthodontist</i>	
Access Overview 90 Miles . . . . .	17
<i>DWP Members: DWP All Providers, DWP Members: DWP General Dentist, DWP Members: DWP Oral Surgeon, DWP Members: DWP Endodontist, DWP Members: DWP Orthodontist, DWP Members: DWP Periodontist, DWP Members: DWP Prosthodontist</i>	
DWP Primary Care Dentist Access Map . . . . .	24
DWP Oral Surgeon Access Map . . . . .	25
DWP Endodontist Access Map . . . . .	26
DWP Periodontist Access Map . . . . .	27
DWP Prosthodontist Access Map . . . . .	28
DWP Orthodontist Access Map . . . . .	29
Access Summary By State . . . . .	30
<i>DWP Members: DWP General Dentist, DWP Members: DWP General Dentist, DWP Members: DWP General Dentist, DWP Members: DWP Oral Surgeon, DWP Members: DWP Oral Surgeon, DWP Members: DWP Oral Surgeon, DWP Members: DWP Endodontist, DWP Members: DWP Endodontist, DWP Members: DWP Endodontist, DWP Members: DWP Periodontist, DWP Members: DWP Periodontist, DWP Members: DWP Periodontist, DWP Members: DWP Prosthodontist, DWP Members: DWP Prosthodontist, DWP Members: DWP Prosthodontist, DWP Members: DWP Orthodontist, DWP Members: DWP Orthodontist, DWP Members: DWP Orthodontist, DWP Members: DWP All Providers</i>	
Access Summary By City . . . . .	31
<i>DWP Members: DWP General Dentist, DWP Members: DWP General Dentist, DWP Members: DWP General Dentist, DWP Members: DWP Oral Surgeon, DWP Members: DWP Oral Surgeon, DWP Members: DWP Oral Surgeon, DWP Members: DWP Endodontist, DWP Members: DWP Endodontist, DWP Members: DWP Endodontist, DWP Members: DWP Periodontist, DWP Members: DWP Periodontist, DWP Members: DWP Periodontist, DWP Members: DWP Prosthodontist, DWP Members: DWP Prosthodontist, DWP Members: DWP Prosthodontist, DWP Members: DWP Orthodontist, DWP Members: DWP Orthodontist, DWP Members: DWP Orthodontist, DWP Members: DWP All Providers</i>	

## Access Overview 30 Miles - All Providers

April 26, 2023

**Access Analysis**

DWP Network

**Member / Provider Groups**

DWP Members

DWP All Providers

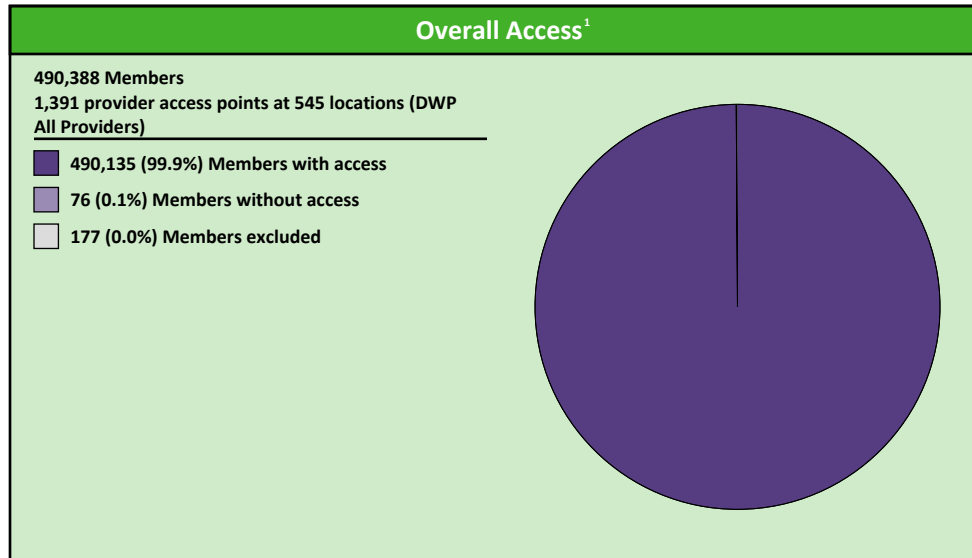
**Comparison Graph**

Percent of members with access to a choice of providers over miles

- 1st closest
- 2nd closest

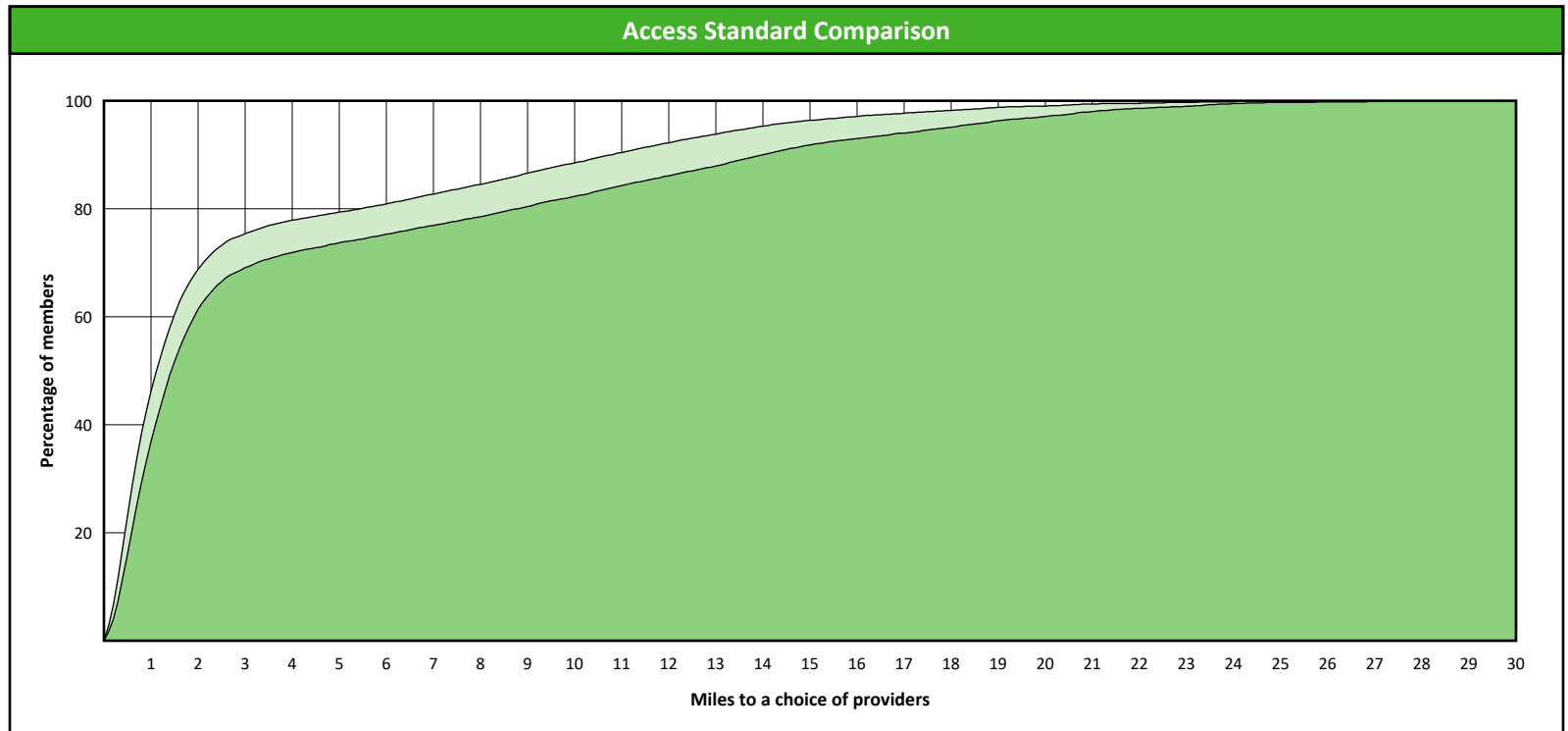
<sup>1</sup> The Access Standard is defined as (DWP Members) members accessing:

1 (DWP All Providers) provider in 30 miles and 30 minutes



### Distances/Times

	Average
Distance/Time to 1st closest provider	3.3 miles 3.6 mins
Distance/Time to 2nd closest provider	4.4 miles 4.9 mins



# Access Overview 30 Miles - Primary Care Dentist

April 26, 2023

**Access Analysis**

DWP Network

**Member / Provider Groups**

DWP Members

DWP Primary Care Dentist

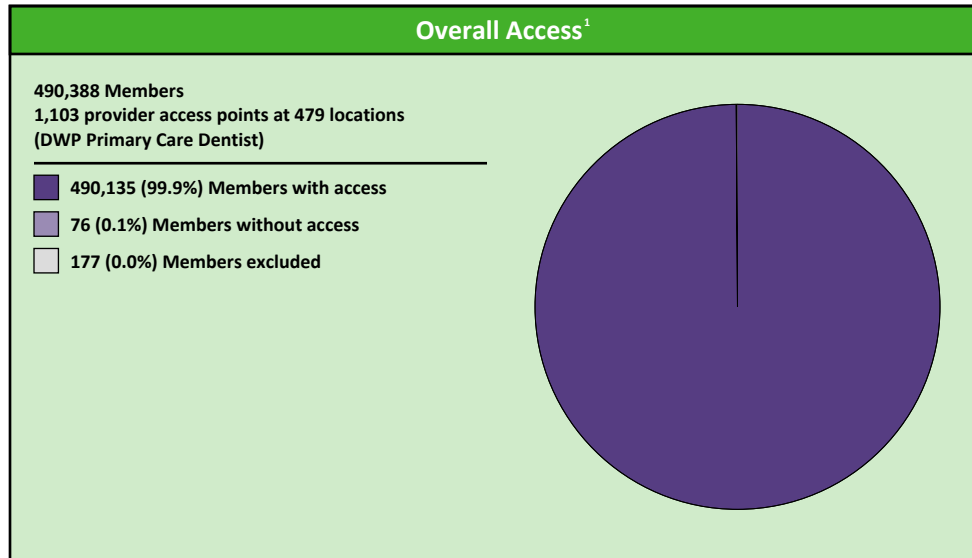
**Comparison Graph**

Percent of members with access to a choice of providers over miles

- 1st closest
- 2nd closest

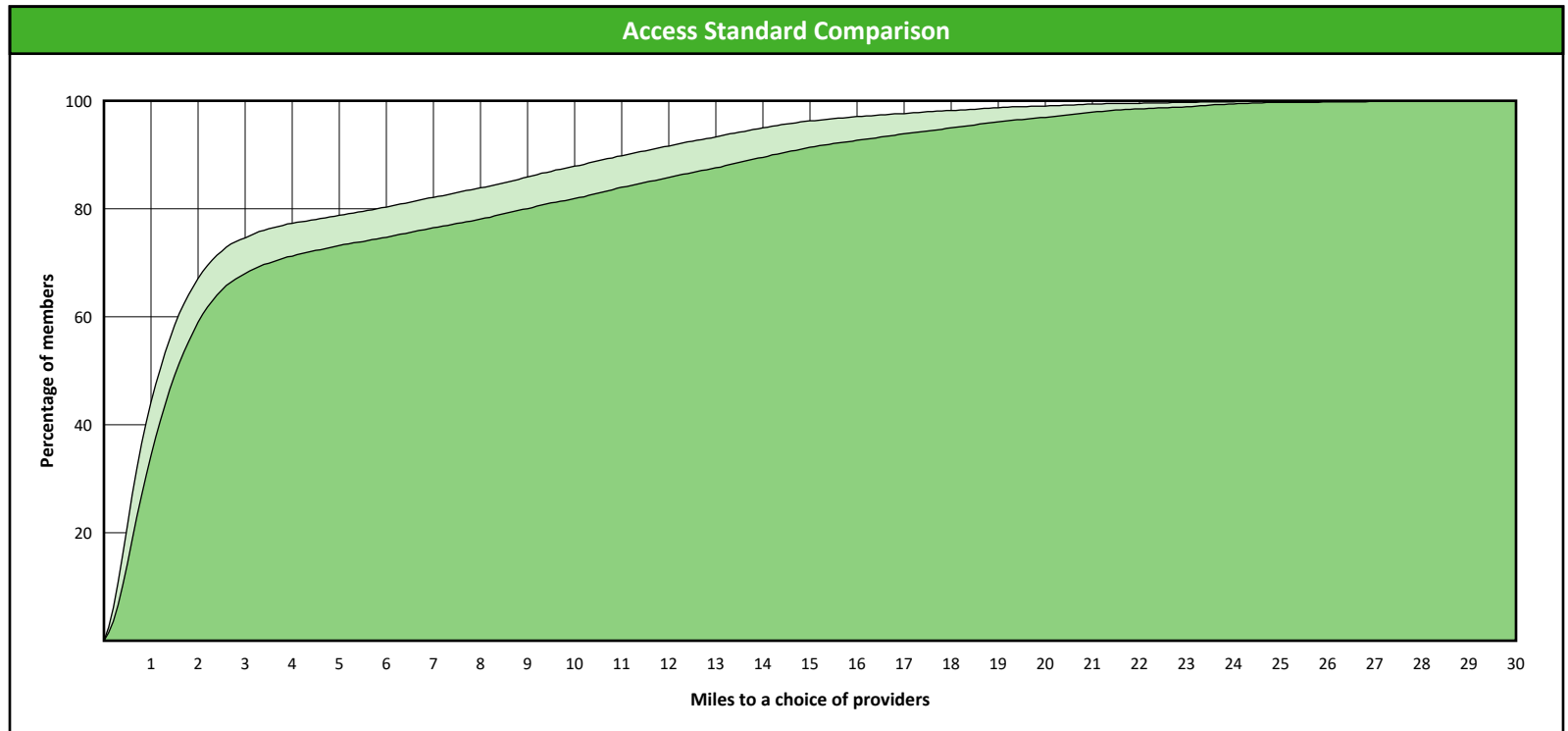
<sup>1</sup> The Access Standard is defined as (DWP Members) members accessing:

1 (DWP Primary Care Dentist) provider in 30 miles and 30 minutes



### Distances/Times

	Average
Distance/Time to 1st closest provider	3.4 miles 3.7 mins
Distance/Time to 2nd closest provider	4.5 miles 5.0 mins



# Access Overview 30 Miles - Oral Surgeon

April 26, 2023

**Access Analysis**

DWP Network

**Member / Provider Groups**

DWP Members

DWP Oral Surgeon


**Comparison Graph**

Percent of members with access to a choice of providers over miles

- 1st closest
- 2nd closest

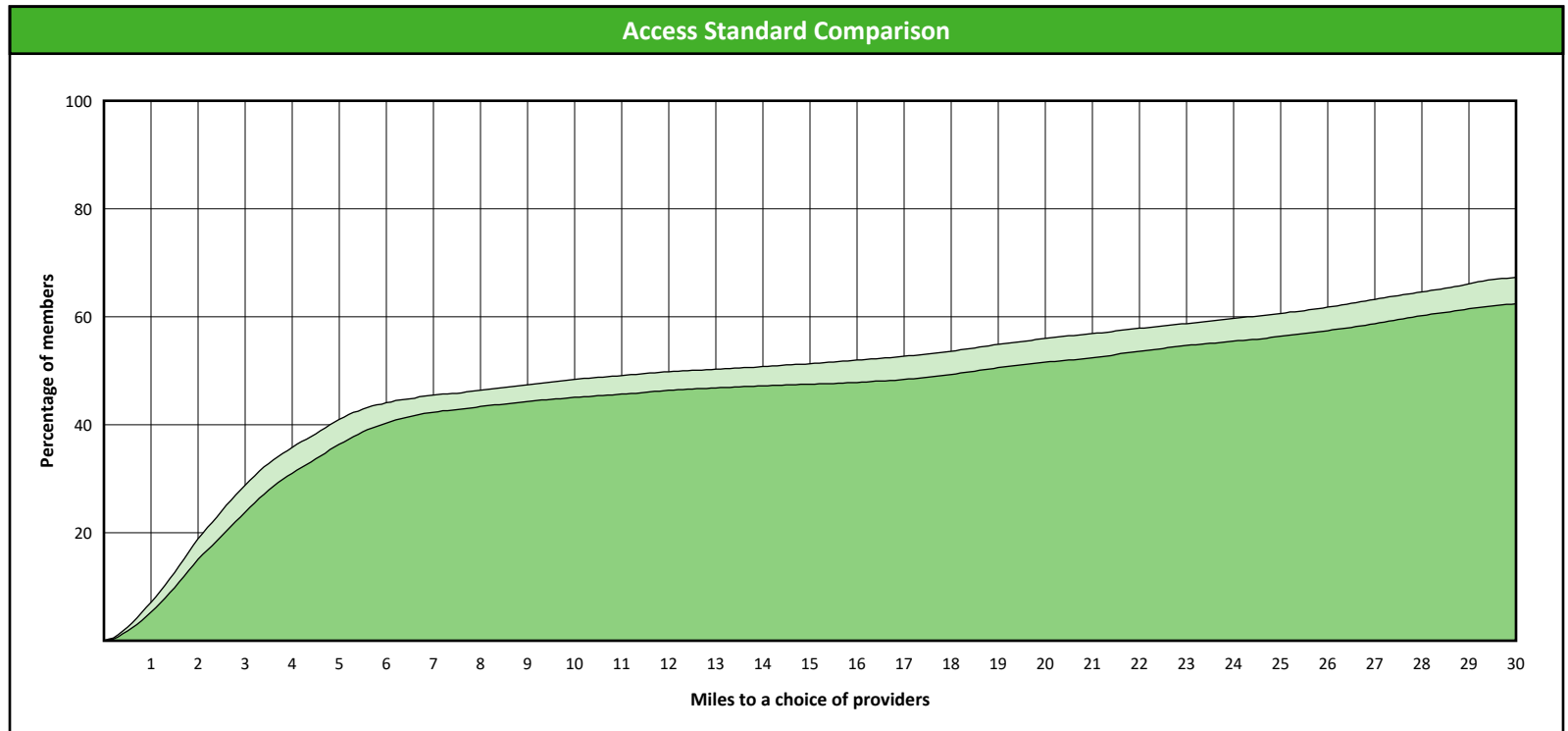
<sup>1</sup> The Access Standard is defined as (DWP Members) members accessing:

1 (DWP Oral Surgeon) provider in 30 miles and 30 minutes



### Distances/Times

	Average
Distance/Time to 1st closest provider	20.8 miles 23.7 mins
Distance/Time to 2nd closest provider	24.6 miles 28.6 mins



## Access Overview 30 Miles - Endodontist

April 26, 2023

**Access Analysis**

DWP Network

**Member / Provider Groups**

DWP Members

DWP Endodontist


**Comparison Graph**

Percent of members with access to a choice of providers over miles

- 1st closest
- 2nd closest

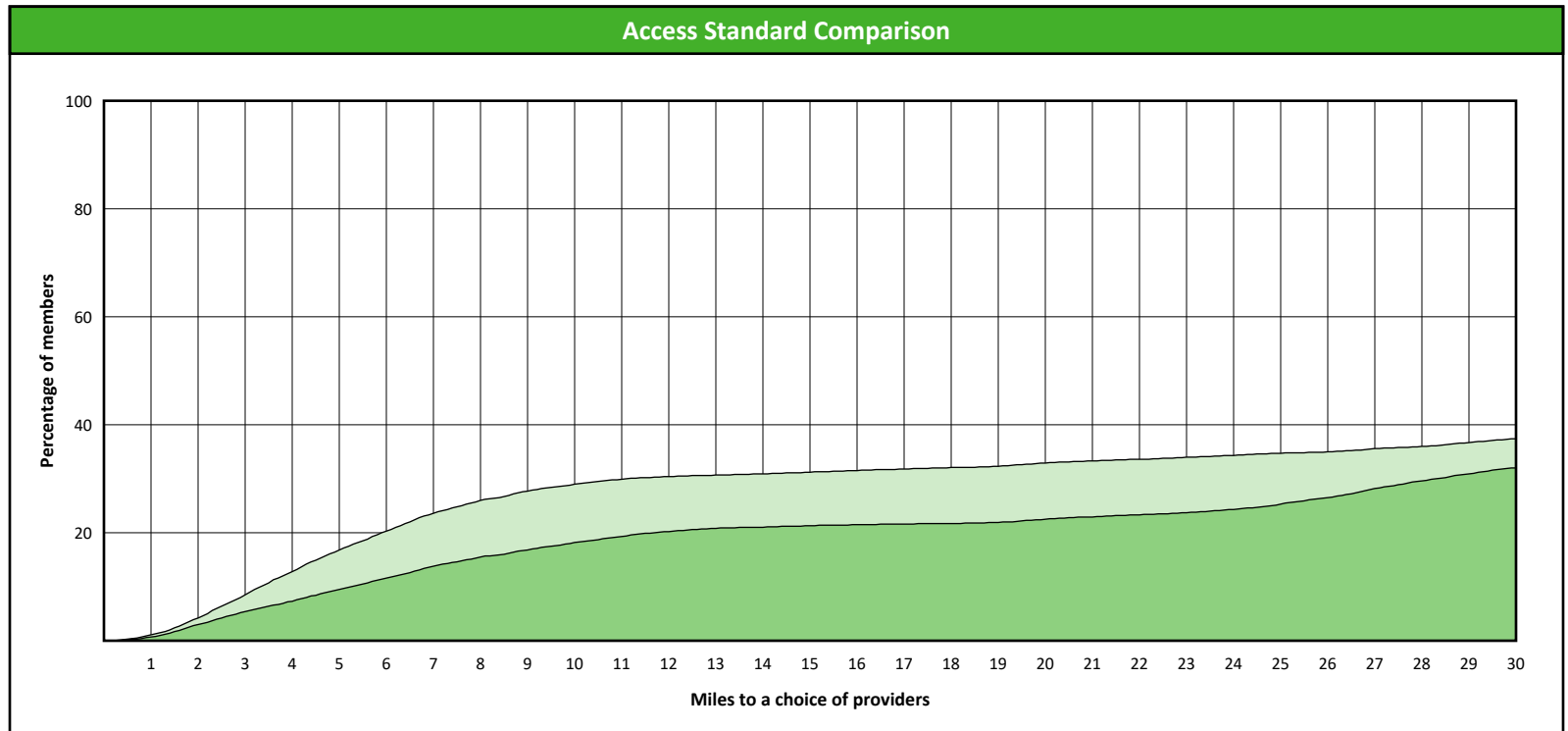
<sup>1</sup> The Access Standard is defined as (DWP Members) members accessing:

1 (DWP Endodontist) provider in 30 miles and 30 minutes



### Distances/Times

	Average
Distance/Time to 1st closest provider	46.5 miles 62.2 mins
Distance/Time to 2nd closest provider	60.0 miles 82.7 mins



# Access Overview 30 Miles - Orthodontist

April 26, 2023

**Access Analysis**

DWP Network

**Member / Provider Groups**

DWP Members

DWP Orthodontist


**Comparison Graph**

Percent of members with access to a choice of providers over miles

- 1st closest
- 2nd closest

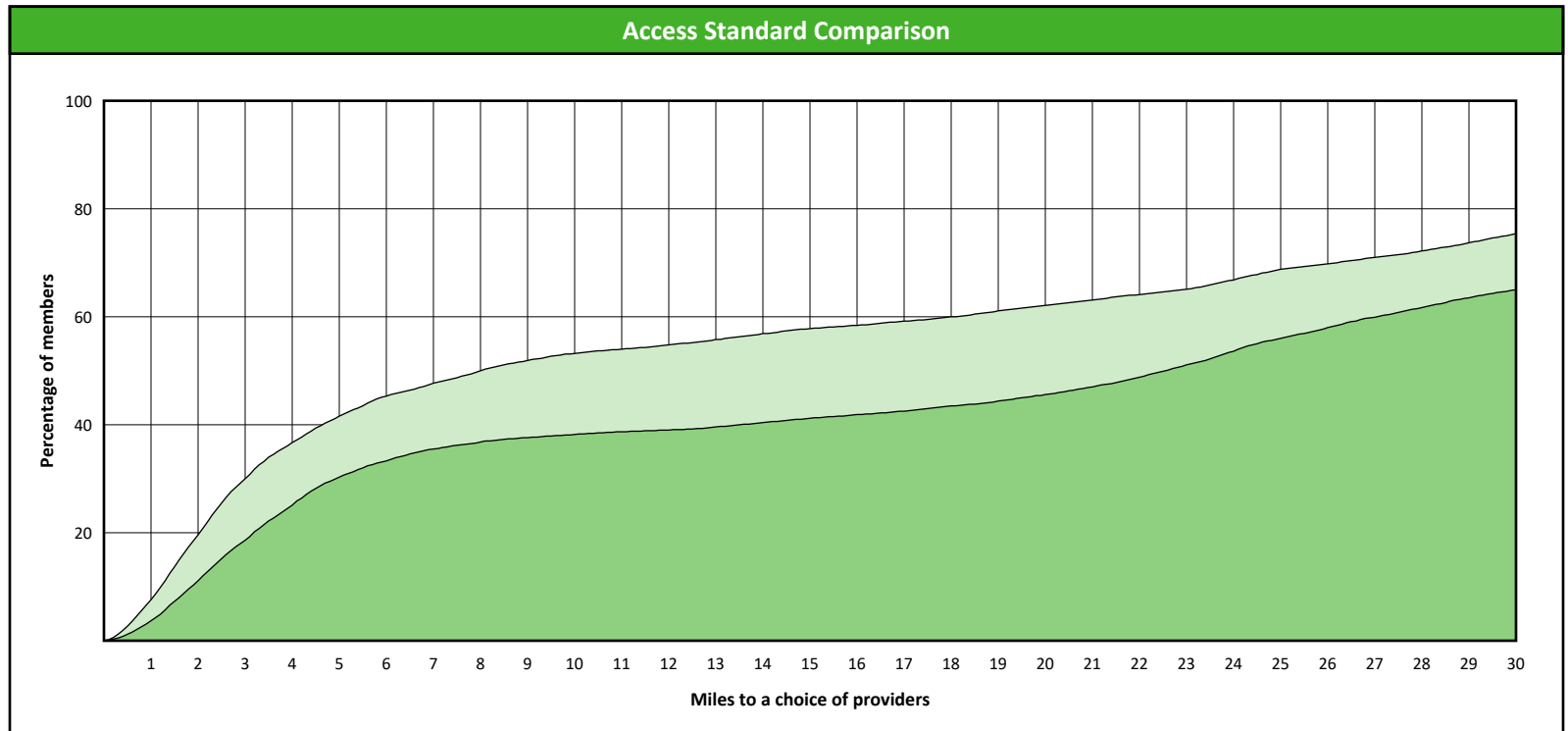
<sup>1</sup> The Access Standard is defined as (DWP Members) members accessing:

1 (DWP Orthodontist) provider in 30 miles and 30 minutes



### Distances/Times

		Average
Distance/Time to 1st closest provider		18.0 miles 20.1 mins
Distance/Time to 2nd closest provider		24.1 miles 27.4 mins



# Access Overview 30 Miles - Periodontist

April 26, 2023

**Access Analysis**

DWP Network

**Member / Provider Groups**

DWP Members

DWP Periodontist


**Comparison Graph**

Percent of members with access to a choice of providers over miles

- 1st closest
- 2nd closest

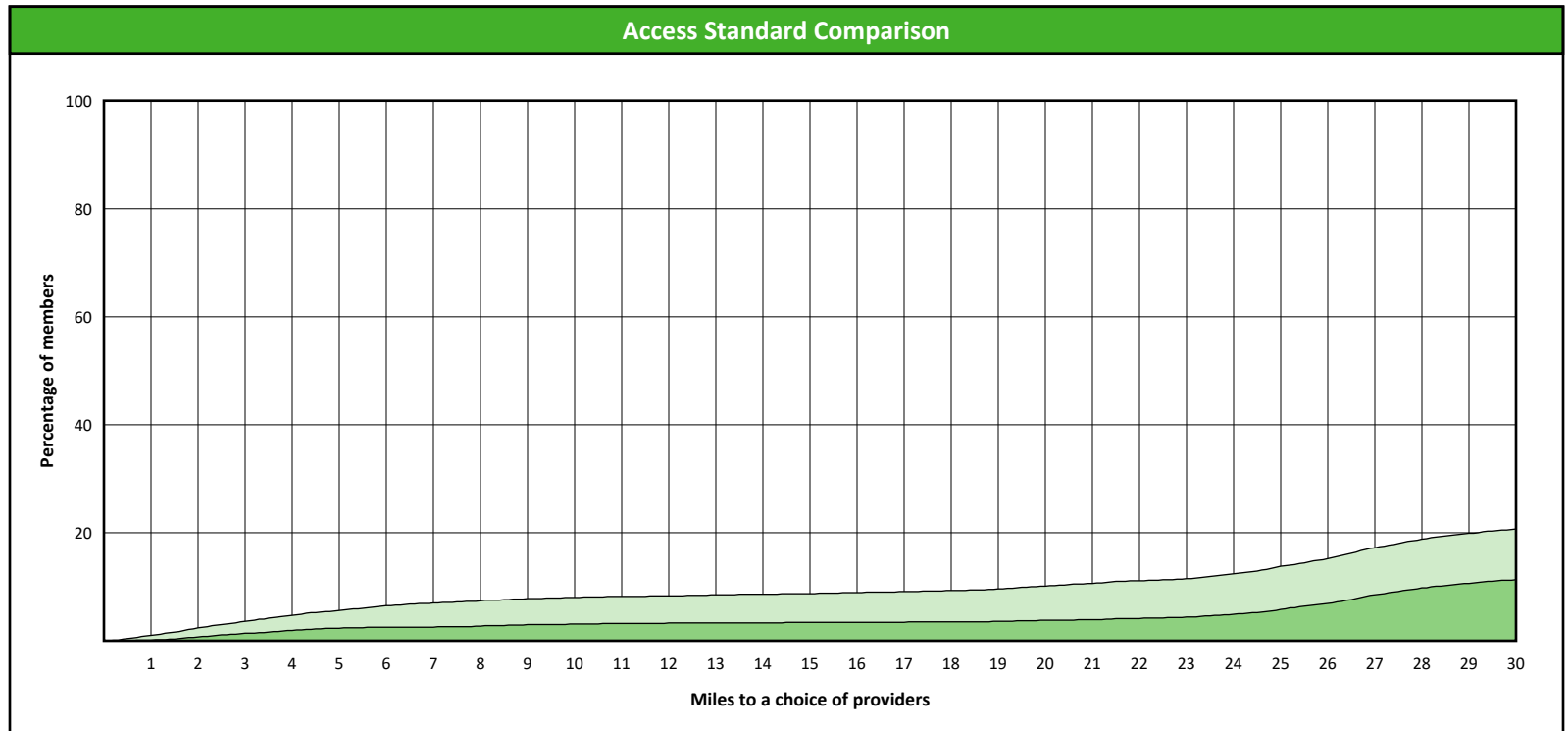
<sup>1</sup> The Access Standard is defined as (DWP Members) members accessing:

1 (DWP Periodontist) provider in 30 miles and 30 minutes



### Distances/Times

	Average
Distance/Time to 1st closest provider	57.7 miles 74.3 mins
Distance/Time to 2nd closest provider	67.9 miles 87.2 mins





## Access Overview 30 Miles - Prosthodontist

April 26, 2023

**Access Analysis**

DWP Network

**Member / Provider Groups**

DWP Members

DWP Prosthodontist


**Comparison Graph**

Percent of members with access to a choice of providers over miles

- 1st closest
- 2nd closest

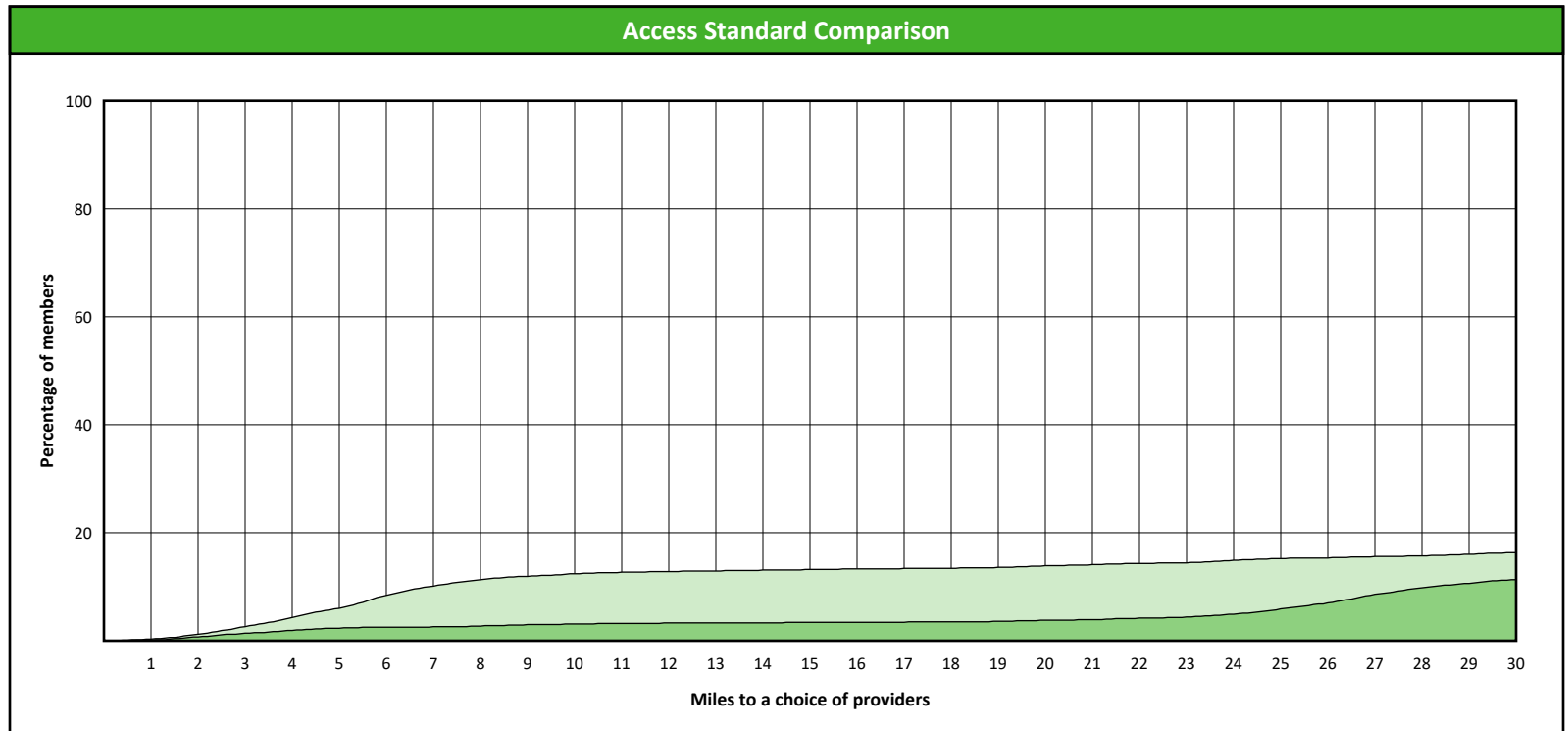
<sup>1</sup> The Access Standard is defined as (DWP Members) members accessing:

- 1 (DWP Prosthodontist) provider in 30 miles and 30 minutes



### Distances/Times

	Average
Distance/Time to 1st closest provider	73.1 miles 99.0 mins
Distance/Time to 2nd closest provider	106.9 miles 149.8 mins



## Access Overview 60 Miles - All Providers

April 26, 2023

**Access Analysis**

DWP Network

**Member / Provider Groups**

DWP Members

DWP All Providers


**Comparison Graph**

Percent of members with access to a choice of providers over miles

- 1st closest
- 2nd closest

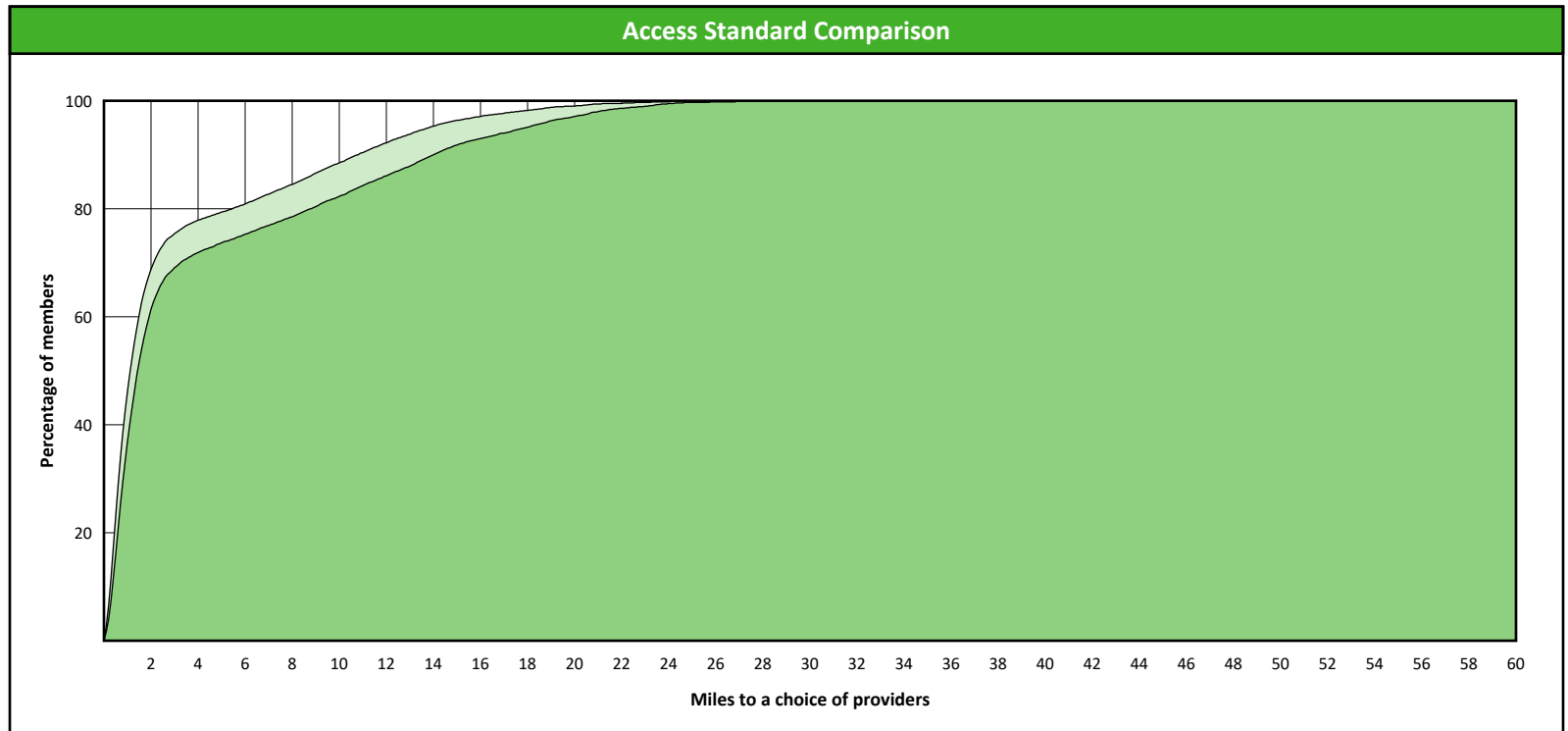
<sup>1</sup> The Access Standard is defined as (DWP Members) members accessing:

1 (DWP All Providers) provider in 60 miles and 60 minutes



### Distances/Times

	Average
Distance/Time to 1st closest provider	3.3 miles 3.6 mins
Distance/Time to 2nd closest provider	4.4 miles 4.9 mins



# Access Overview 60 Miles - General Care Dentist

April 26, 2023

**Access Analysis**

DWP Network

**Member / Provider Groups**

DWP Members

DWP Primary Care Dentist


**Comparison Graph**

Percent of members with access to a choice of providers over miles

- 1st closest
- 2nd closest

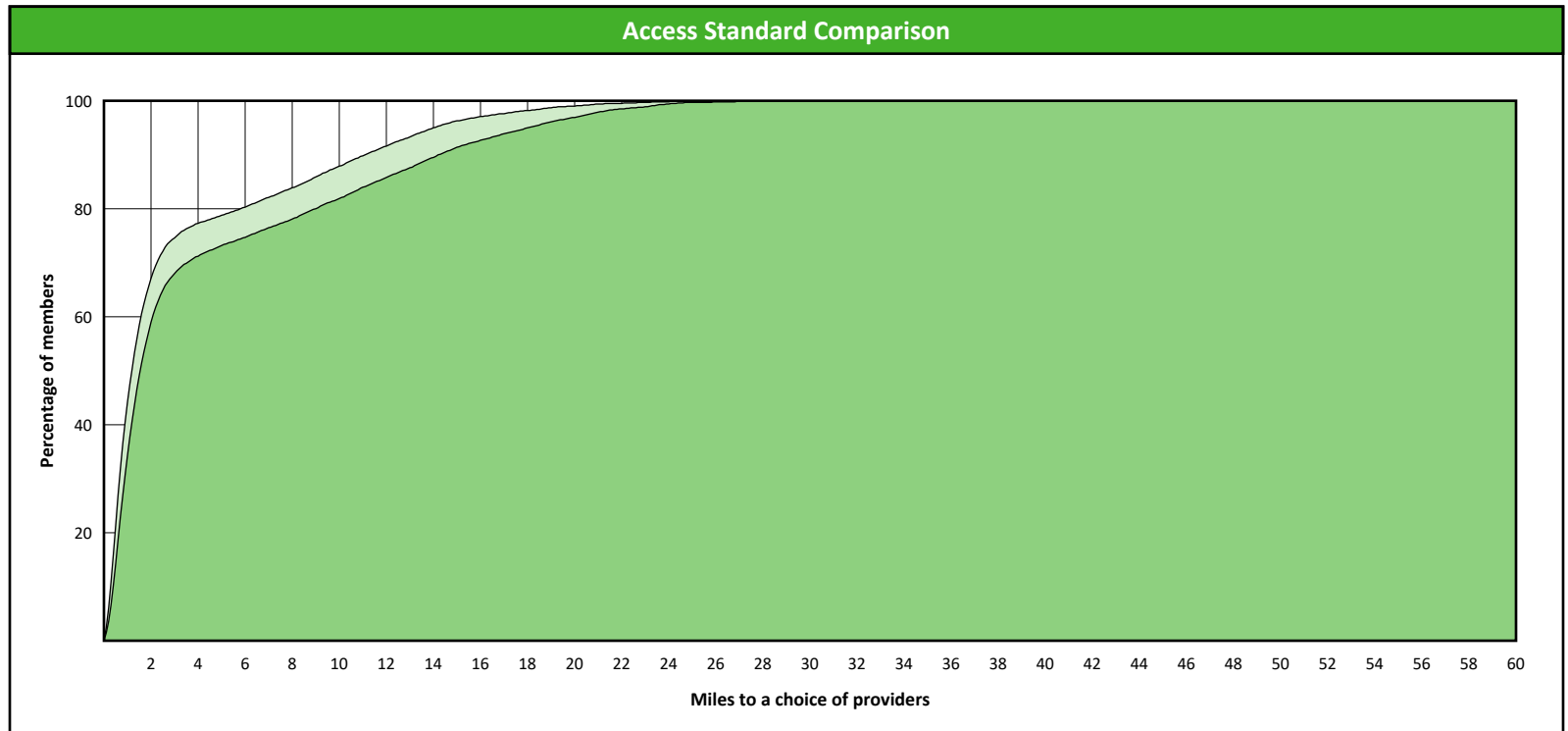
<sup>1</sup> The Access Standard is defined as (DWP Members) members accessing:

1 (DWP Primary Care Dentist) provider in 60 miles and 60 minutes



### Distances/Times

	Average
Distance/Time to 1st closest provider	3.4 miles 3.7 mins
Distance/Time to 2nd closest provider	4.5 miles 5.0 mins



# Access Overview 60 Miles - Oral Surgeon

April 26, 2023

**Access Analysis**

DWP Network

**Member / Provider Groups**

DWP Members

DWP Oral Surgeon


**Comparison Graph**

Percent of members with access to a choice of providers over miles

- 1st closest
- 2nd closest

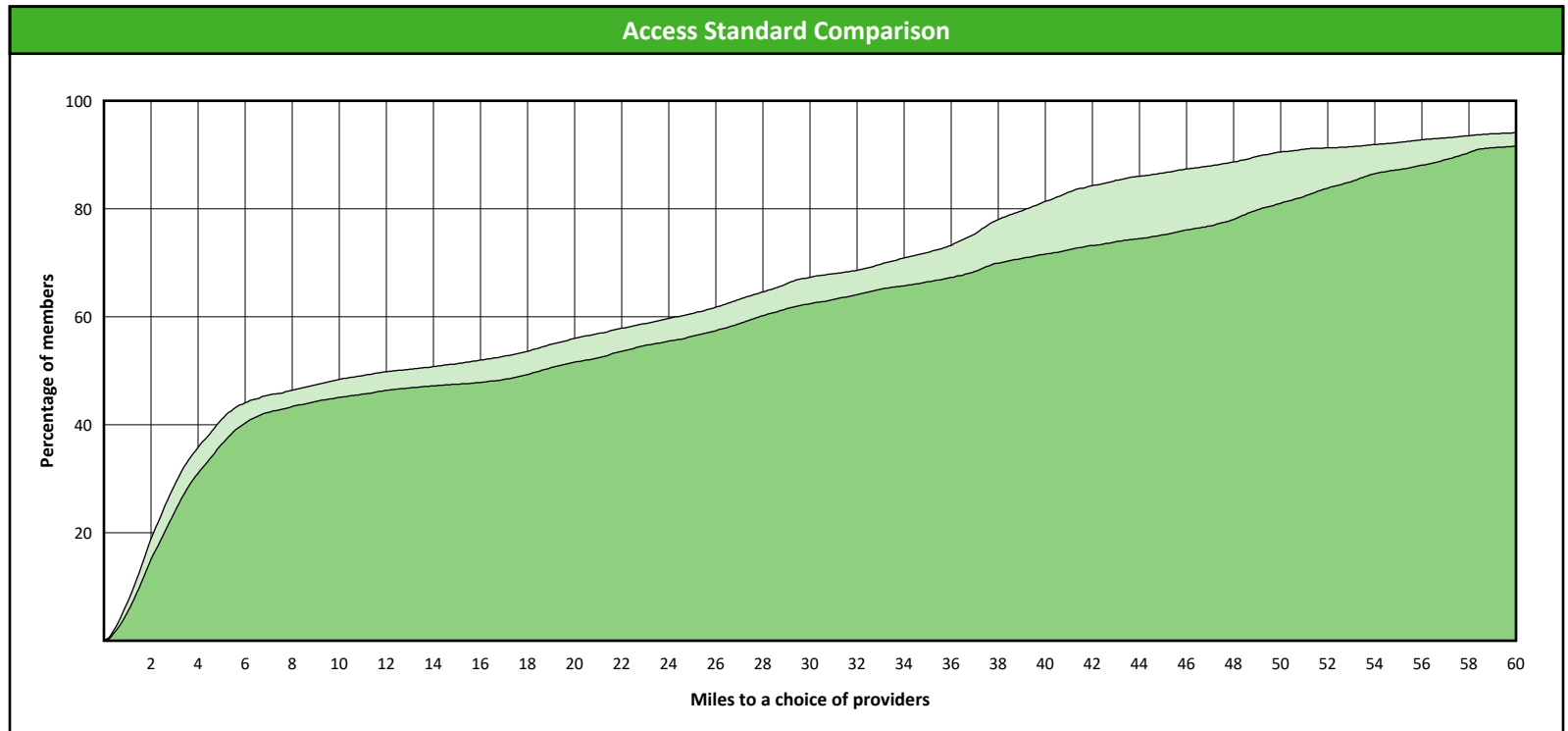
<sup>1</sup> The Access Standard is defined as (DWP Members) members accessing:

1 (DWP Oral Surgeon) provider in 60 miles and 60 minutes



### Distances/Times

	Average
Distance/Time to 1st closest provider	20.8 miles 23.7 mins
Distance/Time to 2nd closest provider	24.6 miles 28.6 mins



## Access Overview 60 Miles - Endodontist

April 26, 2023

**Access Analysis**

DWP Network

**Member / Provider Groups**

DWP Members

DWP Endodontist


**Comparison Graph**

Percent of members with access to a choice of providers over miles

- 1st closest
- 2nd closest

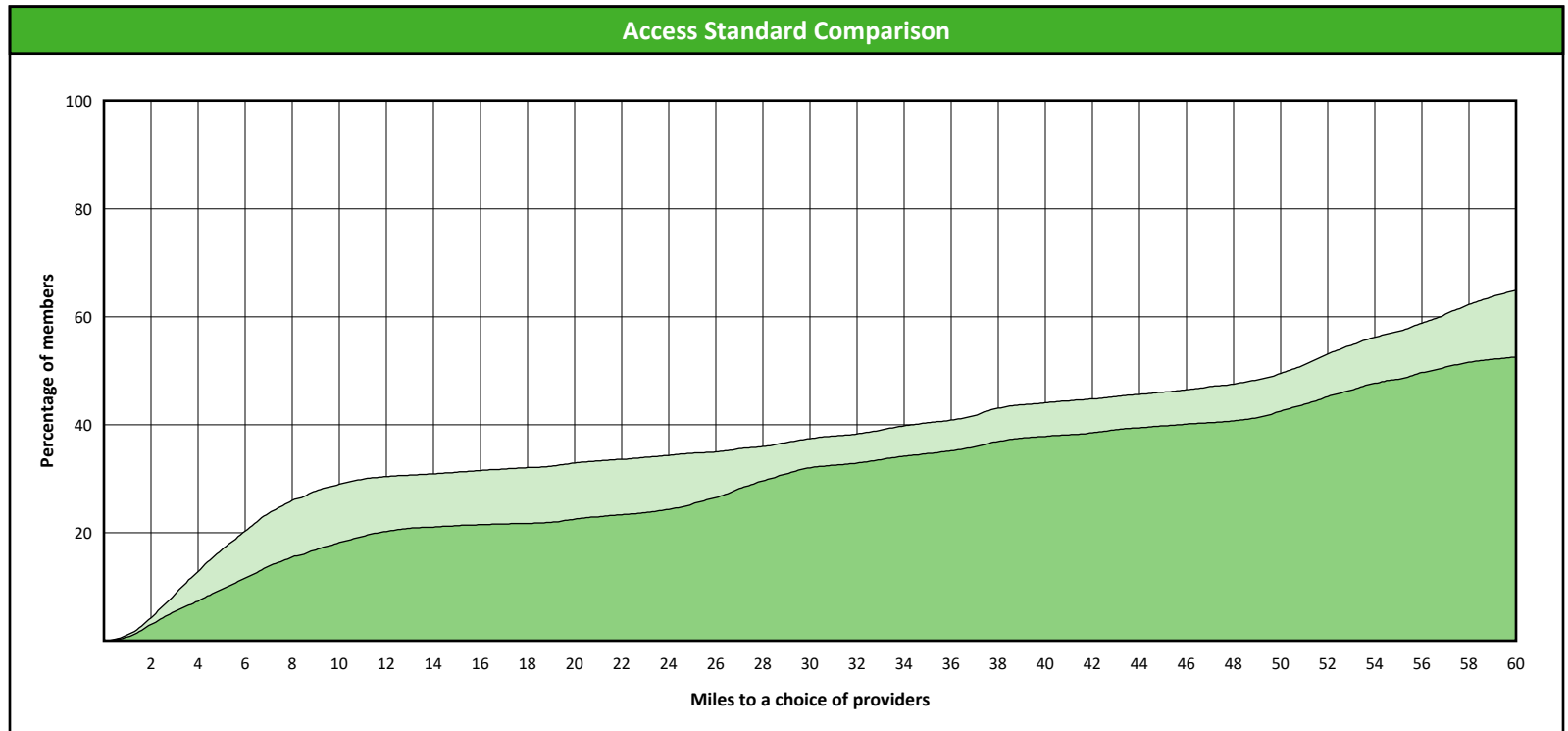
<sup>1</sup> The Access Standard is defined as (DWP Members) members accessing:

1 (DWP Endodontist) provider in 60 miles and 60 minutes



### Distances/Times

	Average
Distance/Time to 1st closest provider	46.5 miles 62.2 mins
Distance/Time to 2nd closest provider	60.0 miles 82.7 mins



# Access Overview 60 Miles - Orthodontist

April 26, 2023

**Access Analysis**

DWP Network

**Member / Provider Groups**

DWP Members

DWP Orthodontist


**Comparison Graph**

Percent of members with access to a choice of providers over miles

- 1st closest
- 2nd closest

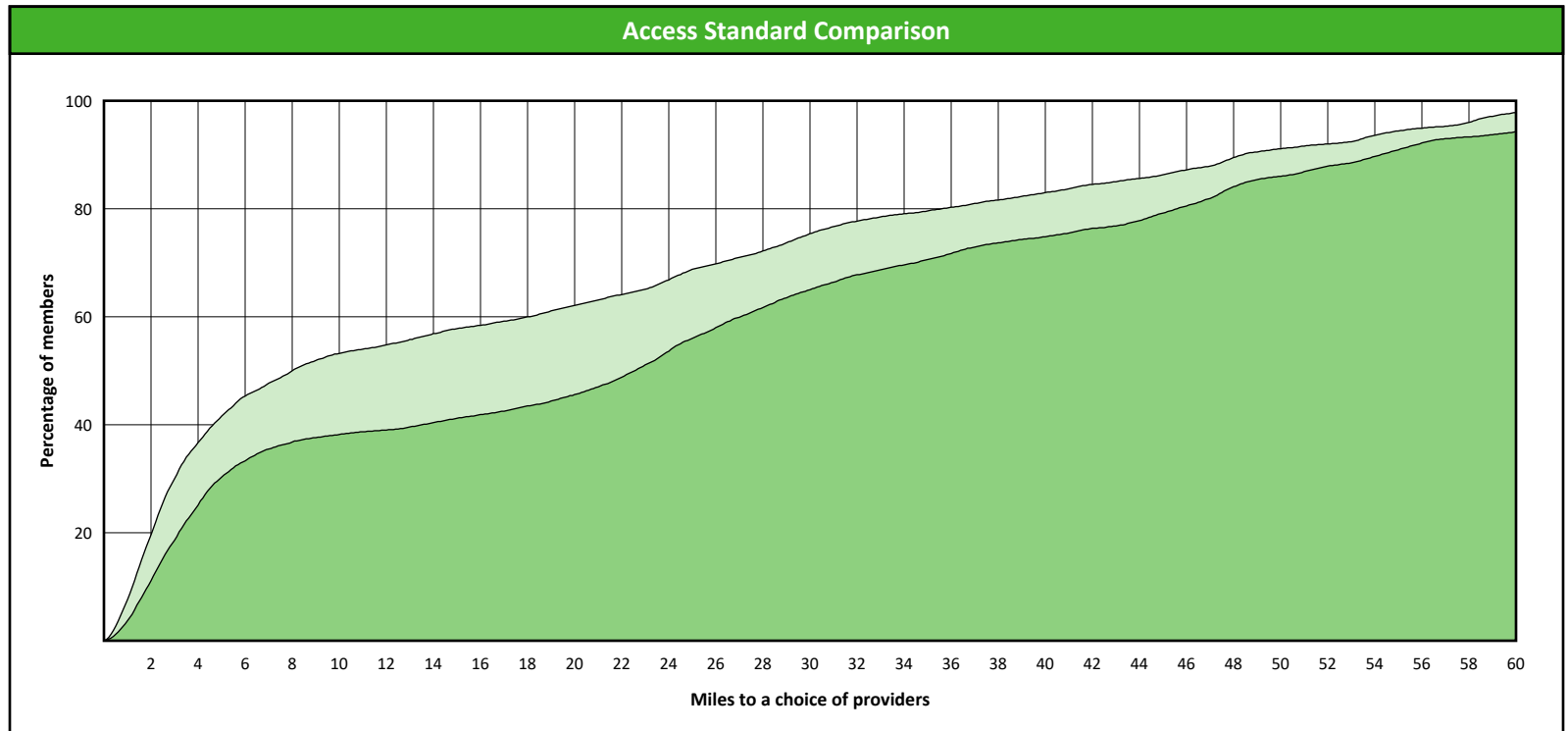
<sup>1</sup> The Access Standard is defined as (DWP Members) members accessing:

1 (DWP Orthodontist) provider in 60 miles and 60 minutes



### Distances/Times

	Average
Distance/Time to 1st closest provider	18.0 miles 20.1 mins
Distance/Time to 2nd closest provider	24.1 miles 27.4 mins



## Access Overview 60 Miles - Periodontist

April 26, 2023

**Access Analysis**

DWP Network

**Member / Provider Groups**

DWP Members

DWP Periodontist


**Comparison Graph**

Percent of members with access to a choice of providers over miles

- 1st closest
- 2nd closest

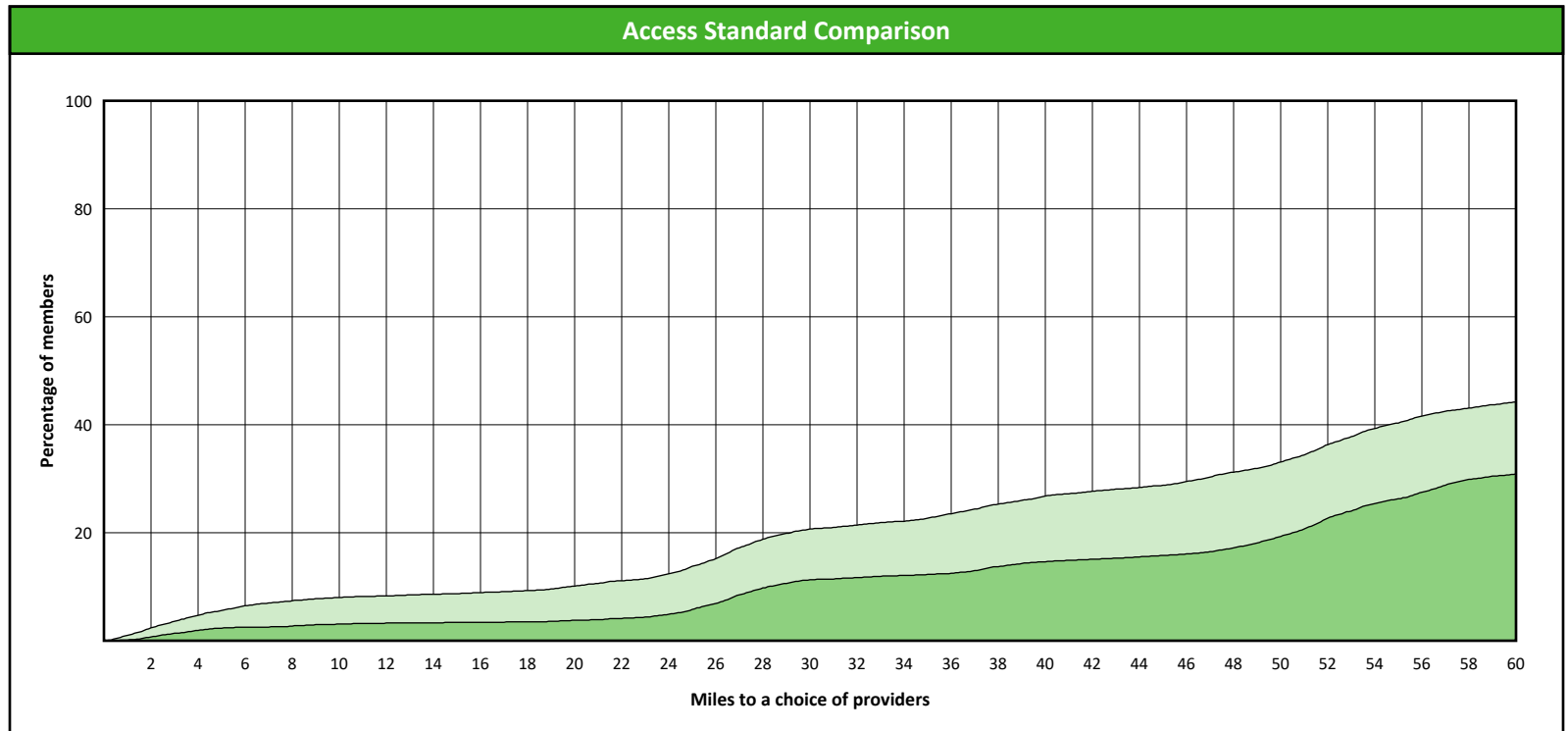
<sup>1</sup> The Access Standard is defined as (DWP Members) members accessing:

1 (DWP Periodontist) provider in 60 miles and 60 minutes



### Distances/Times

	Average
Distance/Time to 1st closest provider	57.7 miles 74.3 mins
Distance/Time to 2nd closest provider	67.9 miles 87.2 mins



# Access Overview 60 Miles - Prosthodontist

April 26, 2023

**Access Analysis**

DWP Network

**Member / Provider Groups**

DWP Members

DWP Prosthodontist


**Comparison Graph**

Percent of members with access to a choice of providers over miles

- 1st closest
- 2nd closest

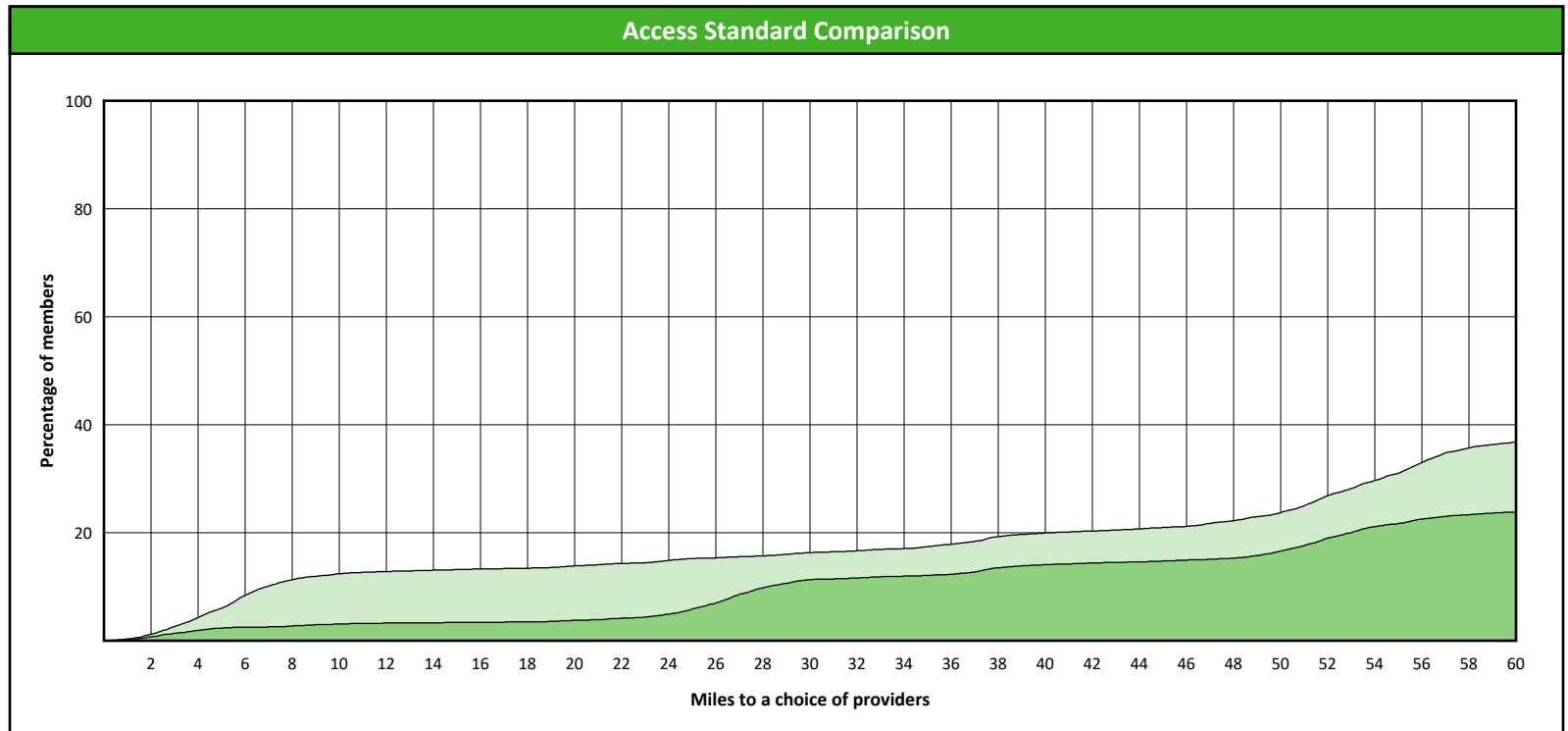
<sup>1</sup> The Access Standard is defined as (DWP Members) members accessing:

1 (DWP Prosthodontist) provider in 60 miles and 60 minutes



### Distances/Times

	Average
Distance/Time to 1st closest provider	73.1 miles 99.0 mins
Distance/Time to 2nd closest provider	106.9 miles 149.8 mins





## Access Overview 90 Miles - All Providers

April 26, 2023

**Access Analysis**

DWP Network

**Member / Provider Groups**

DWP Members

DWP All Providers


**Comparison Graph**

Percent of members with access to a choice of providers over miles

- 1st closest
- 2nd closest

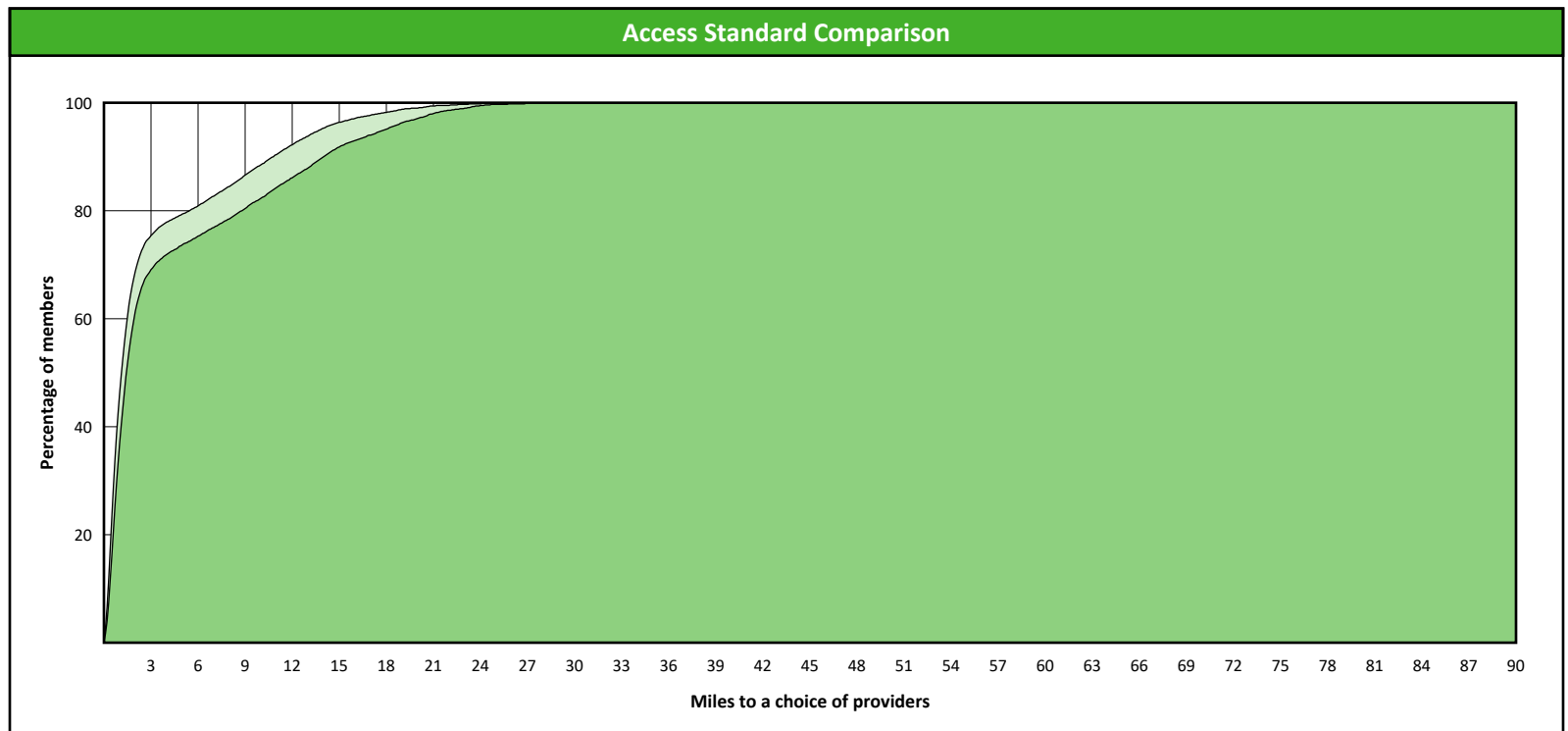
<sup>1</sup> The Access Standard is defined as (DWP Members) members accessing:

1 (DWP All Providers) provider in 90 miles and 90 minutes



### Distances/Times

	Average
Distance/Time to 1st closest provider	3.3 miles 3.6 mins
Distance/Time to 2nd closest provider	4.4 miles 4.9 mins



# Access Overview 90 Miles - Primary Care Dentist

April 26, 2023

**Access Analysis**

DWP Network

**Member / Provider Groups**

DWP Members

DWP Primary Care Dentist

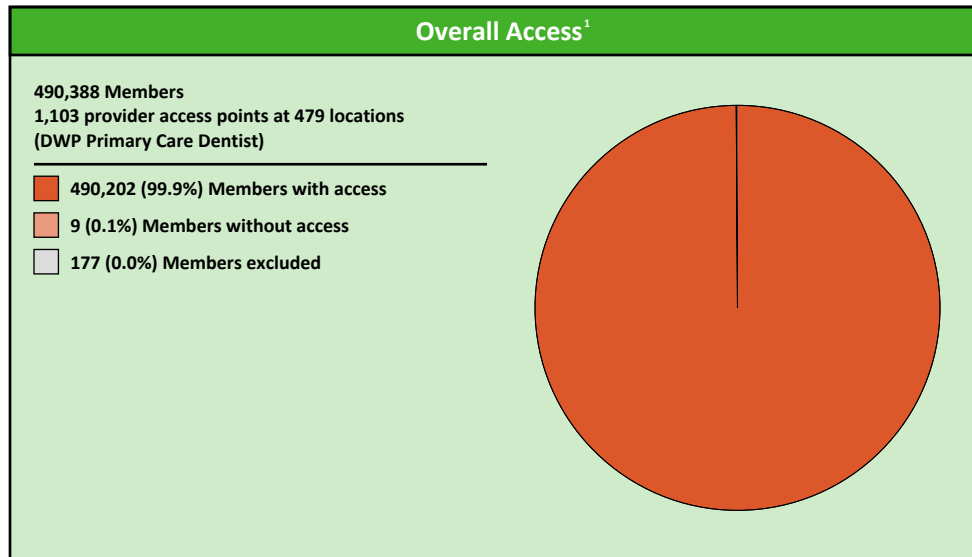
**Comparison Graph**

Percent of members with access to a choice of providers over miles

- 1st closest
- 2nd closest

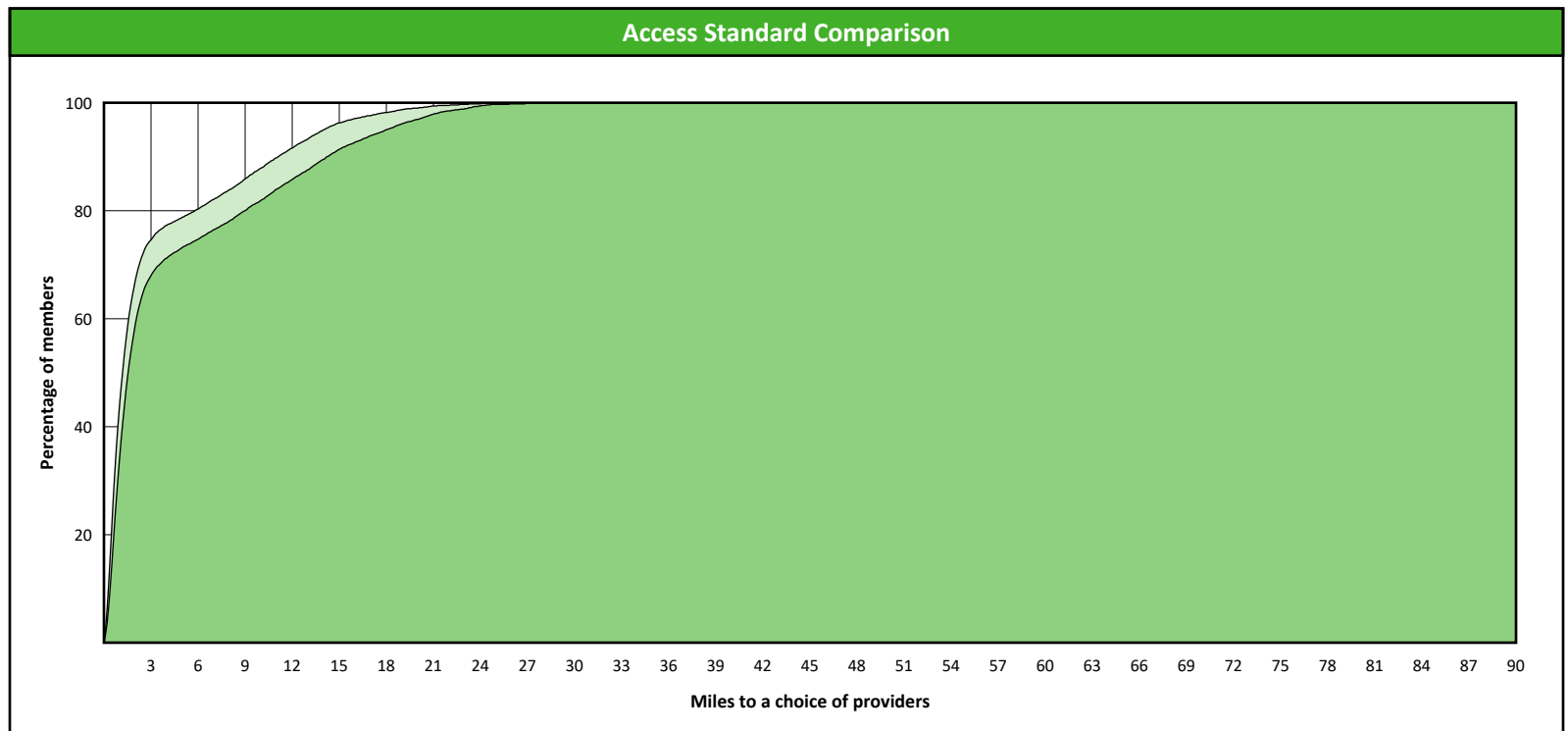
<sup>1</sup> The Access Standard is defined as (DWP Members) members accessing:

1 (DWP Primary Care Dentist) provider in 90 miles and 90 minutes



### Distances/Times

	Average
Distance/Time to 1st closest provider	3.4 miles 3.7 mins
Distance/Time to 2nd closest provider	4.5 miles 5.0 mins



# Access Overview 90 Miles - Oral Surgeon

April 26, 2023

**Access Analysis**

DWP Network

**Member / Provider Groups**

DWP Members

DWP Oral Surgeon


**Comparison Graph**

Percent of members with access to a choice of providers over miles

- 1st closest
- 2nd closest

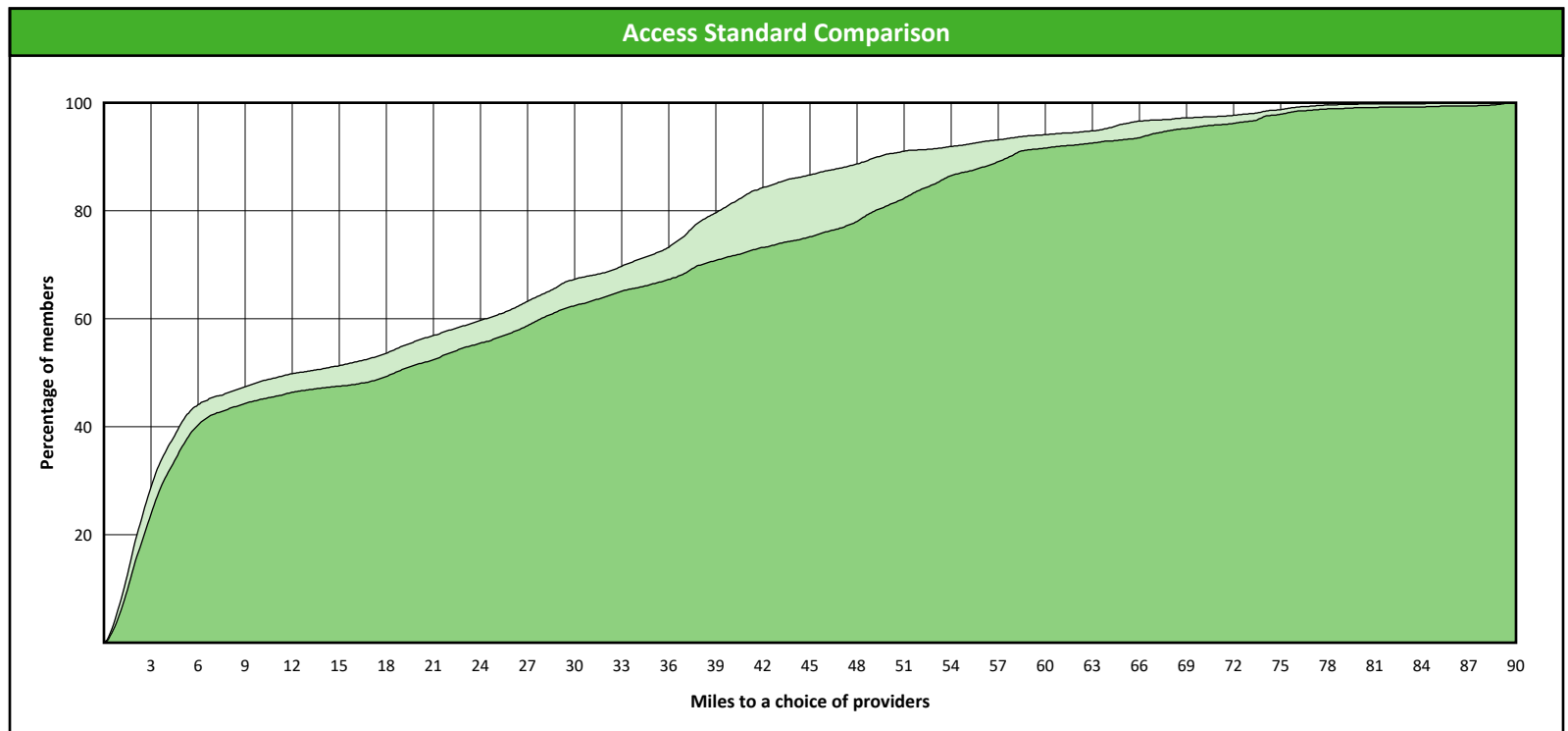
<sup>1</sup> The Access Standard is defined as (DWP Members) members accessing:

1 (DWP Oral Surgeon) provider in 90 miles and 90 minutes



### Distances/Times

	Average
Distance/Time to 1st closest provider	20.8 miles 23.7 mins
Distance/Time to 2nd closest provider	24.6 miles 28.6 mins



# Access Overview 90 Miles - Endodontist

April 26, 2023

**Access Analysis**

DWP Network

**Member / Provider Groups**

DWP Members

DWP Endodontist


**Comparison Graph**

Percent of members with access to a choice of providers over miles

- 1st closest
- 2nd closest

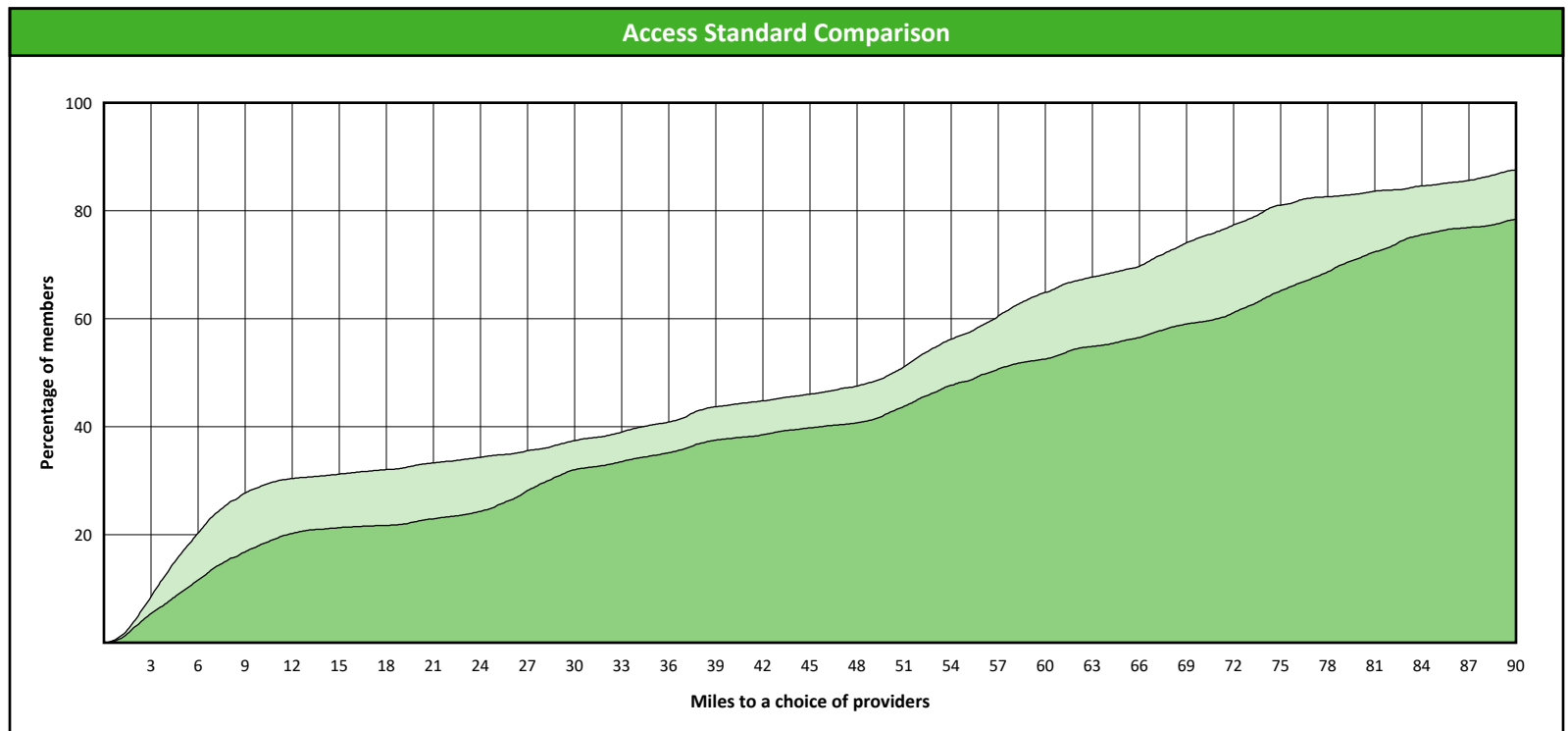
<sup>1</sup> The Access Standard is defined as (DWP Members) members accessing:

1 (DWP Endodontist) provider in 90 miles and 90 minutes



### Distances/Times

	Average
Distance/Time to 1st closest provider	46.5 miles 62.2 mins
Distance/Time to 2nd closest provider	60.0 miles 82.7 mins



## Access Overview 90 Miles - Orthodontist

April 26, 2023

**Access Analysis**

DWP Network

**Member / Provider Groups**

DWP Members

DWP Orthodontist

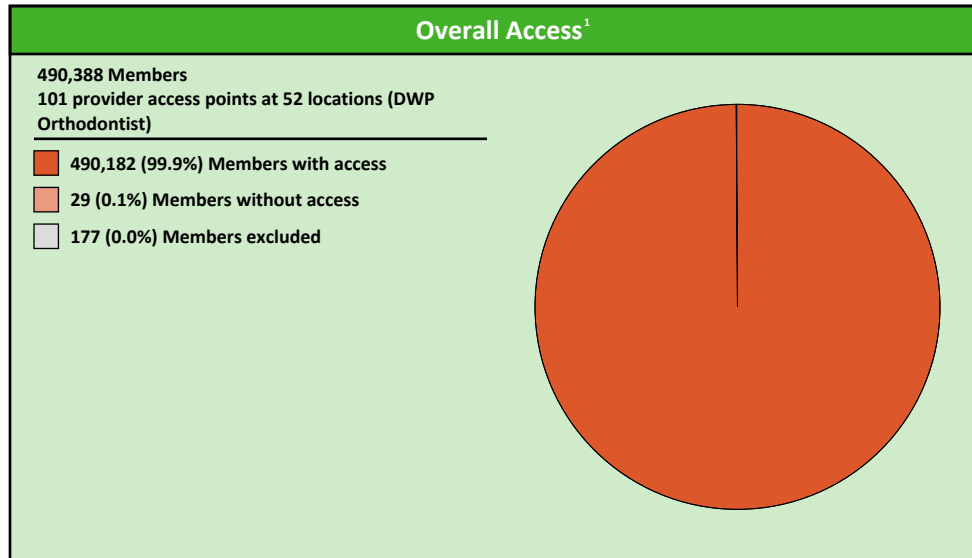
**Comparison Graph**

Percent of members with access to a choice of providers over miles

- 1st closest
- 2nd closest

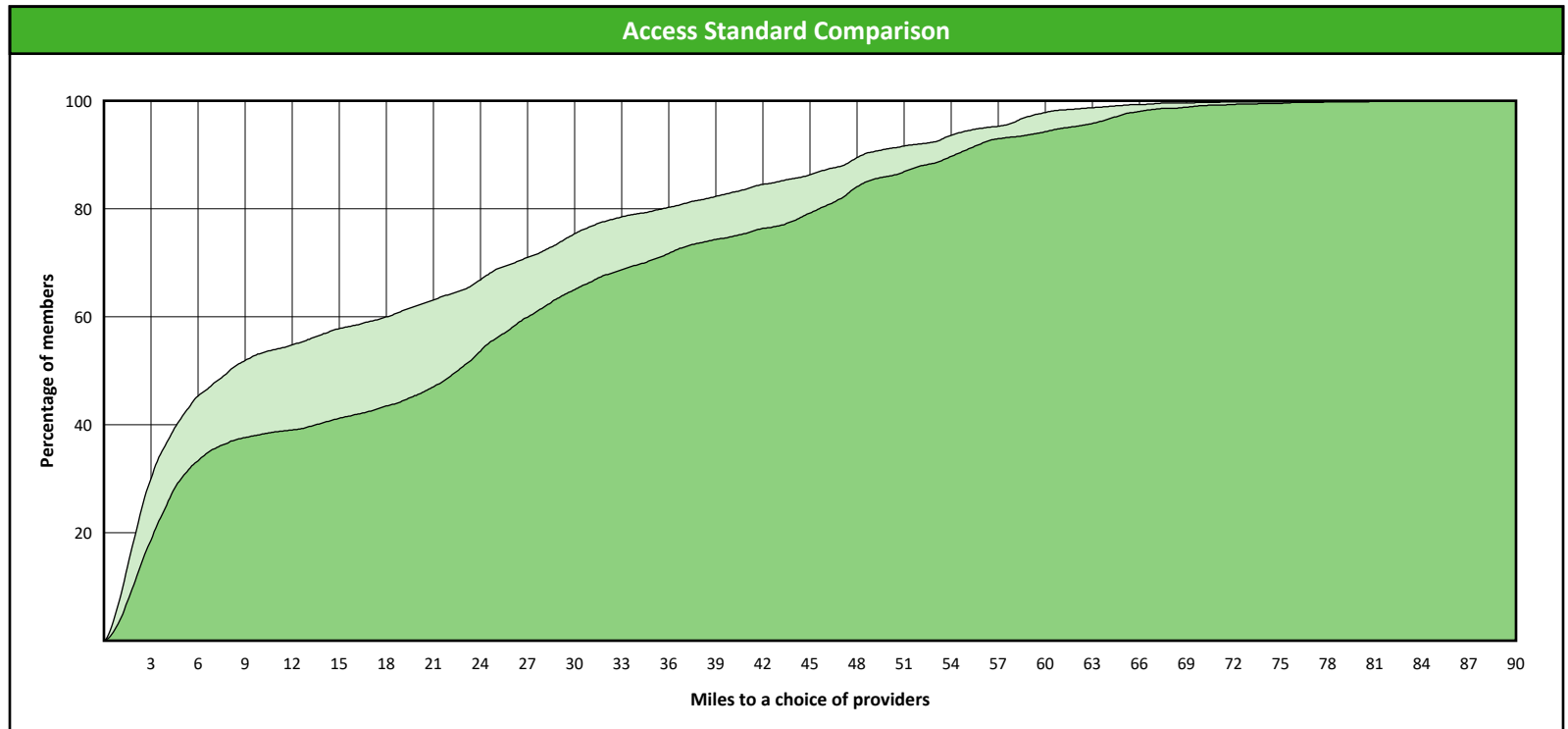
<sup>1</sup> The Access Standard is defined as (DWP Members) members accessing:

1 (DWP Orthodontist) provider in 90 miles and 90 minutes



### Distances/Times

	Average
Distance/Time to 1st closest provider	18.0 miles 20.1 mins
Distance/Time to 2nd closest provider	24.1 miles 27.4 mins



## Access Overview 90 Miles - Periodontist

April 26, 2023

**Access Analysis**

DWP Network

**Member / Provider Groups**

DWP Members

DWP Periodontist

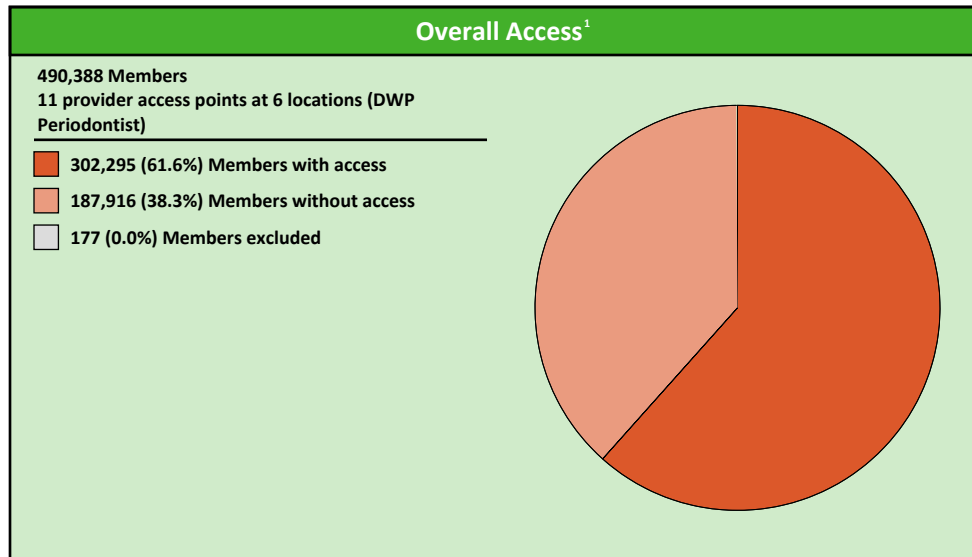
**Comparison Graph**

Percent of members with access to a choice of providers over miles

- 1st closest
- 2nd closest

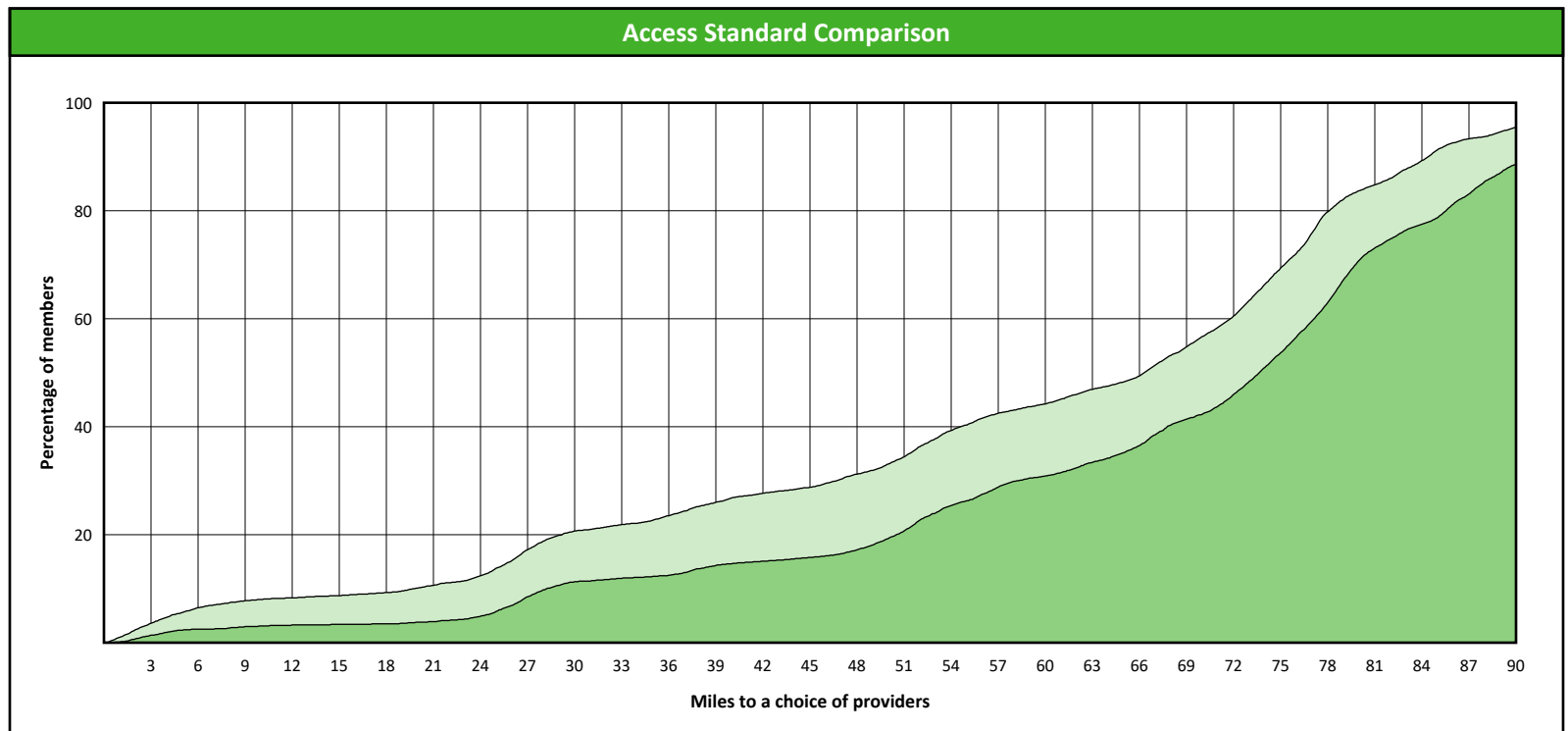
<sup>1</sup> The Access Standard is defined as (DWP Members) members accessing:

1 (DWP Periodontist) provider in 90 miles and 90 minutes



### Distances/Times

	Average
Distance/Time to 1st closest provider	57.7 miles 74.3 mins
Distance/Time to 2nd closest provider	67.9 miles 87.2 mins



# Access Overview 90 Miles - Prosthodontist

April 26, 2023

**Access Analysis**

DWP Network

**Member / Provider Groups**

DWP Members

DWP Prosthodontist

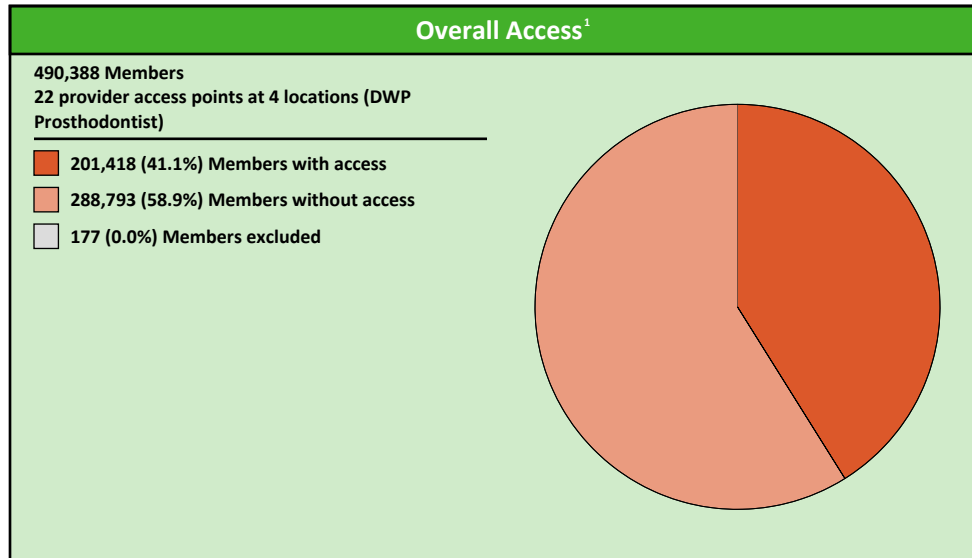
**Comparison Graph**

Percent of members with access to a choice of providers over miles

- 1st closest
- 2nd closest

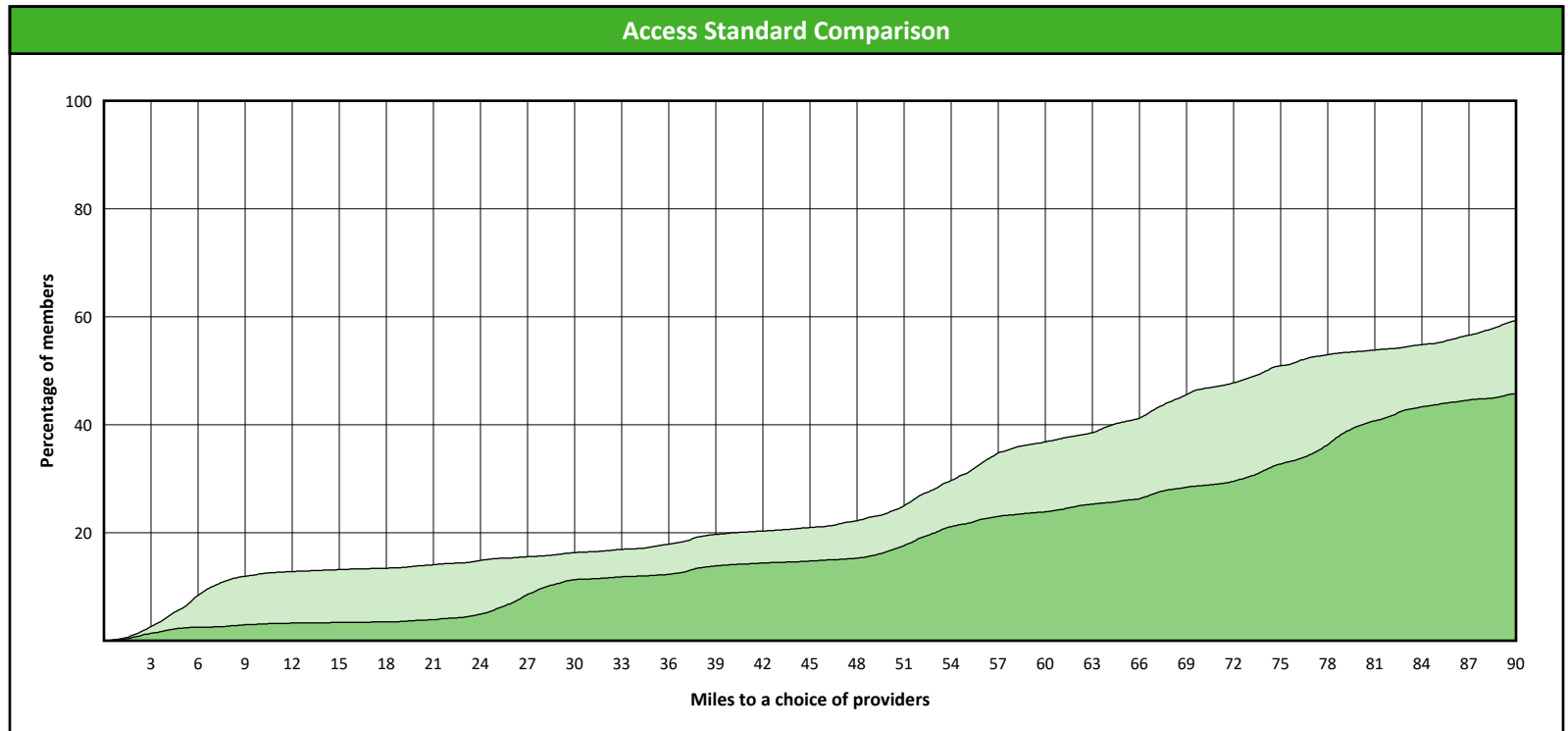
<sup>1</sup> The Access Standard is defined as (DWP Members) members accessing:

1 (DWP Prosthodontist) provider in 90 miles and 90 minutes



### Distances/Times

	Average
Distance/Time to 1st closest provider	73.1 miles 99.0 mins
Distance/Time to 2nd closest provider	106.9 miles 149.8 mins

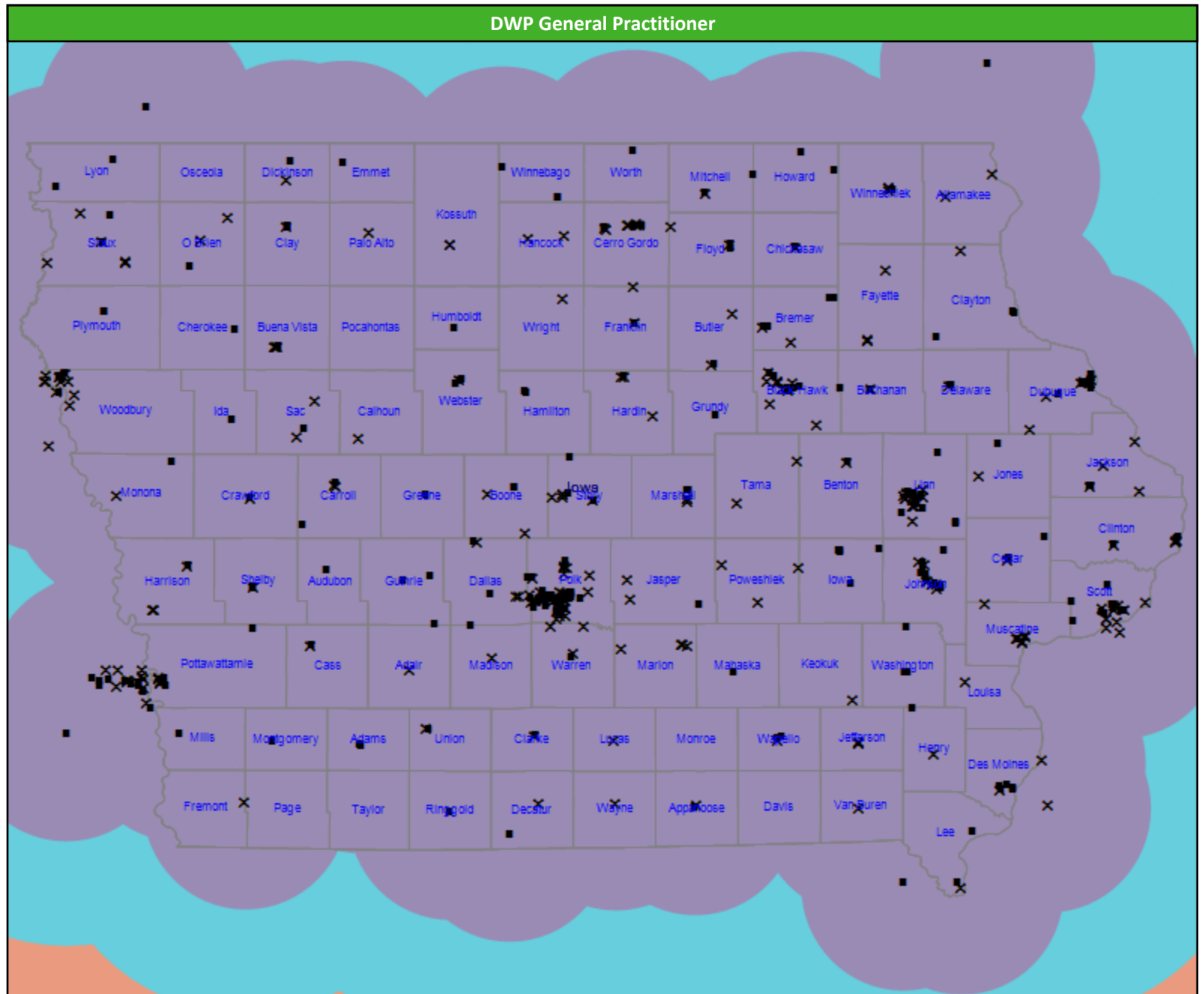
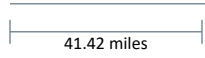


# DWP Primary Care Dentist Access Map

April 26, 2023

**DWP Primary Care Dentist**  
1,103 provider access points at  
479 locations

- Single providers (233)
- ✕ Multiple providers (246)
- 30 mile radius
- 60 mile radius
- 90 mile radius





# DWP Oral Surgeon Access Map

April 26, 2023

## DWP Oral Surgeon

145 provider access points  
at 42 locations

- Single providers (13)
- ✕ Multiple providers (29)
- 30 mile radius
- 60 mile radius
- 90 mile radius

41.42 miles



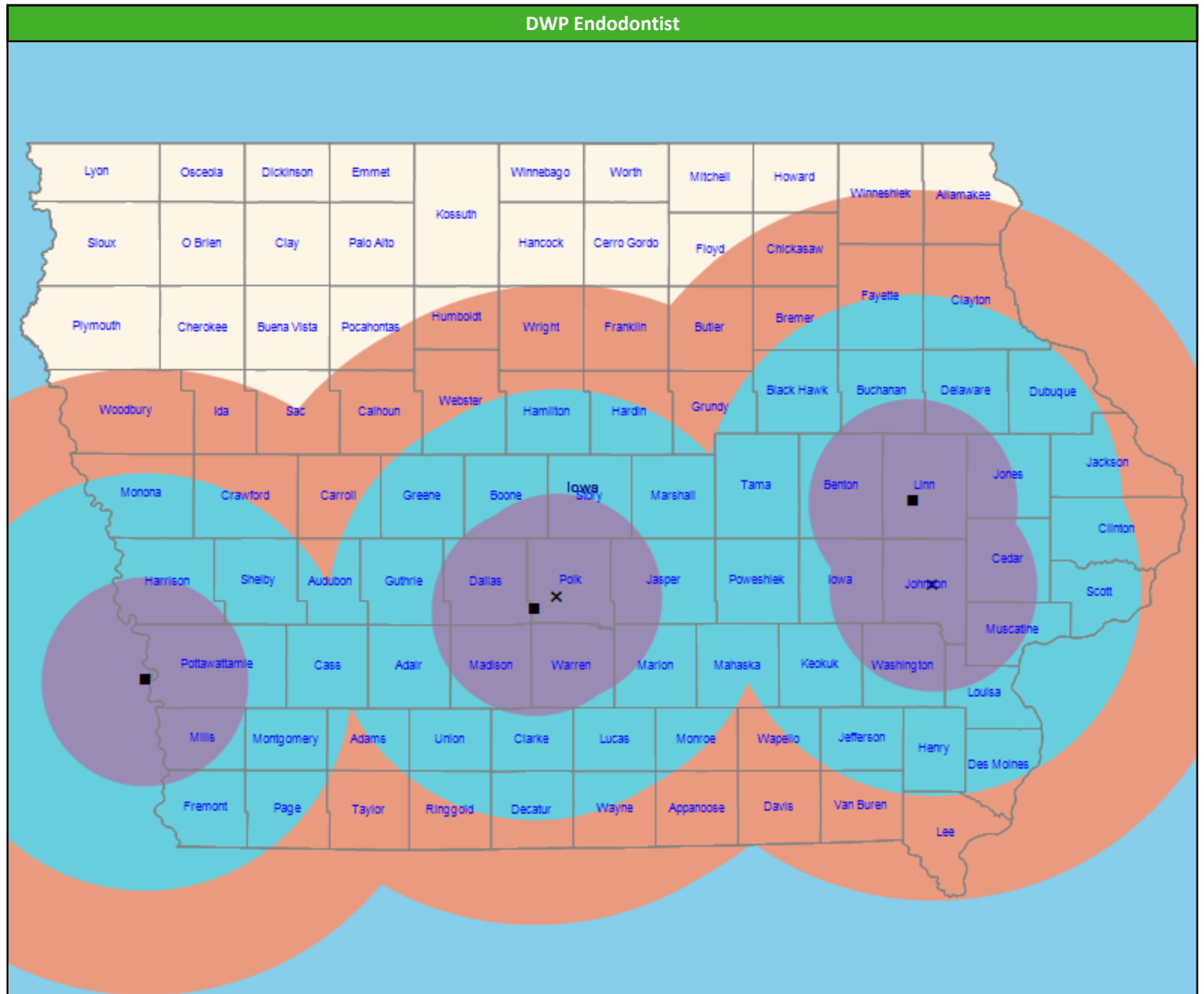
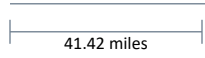
# DWP Endodontist Access Map

April 26, 2023

## DWP Endodontist

8 provider access points  
at 5 locations

- Single providers (3)
- ✕ Multiple providers (2)
- 30 mile radius
- 60 mile radius
- 90 mile radius



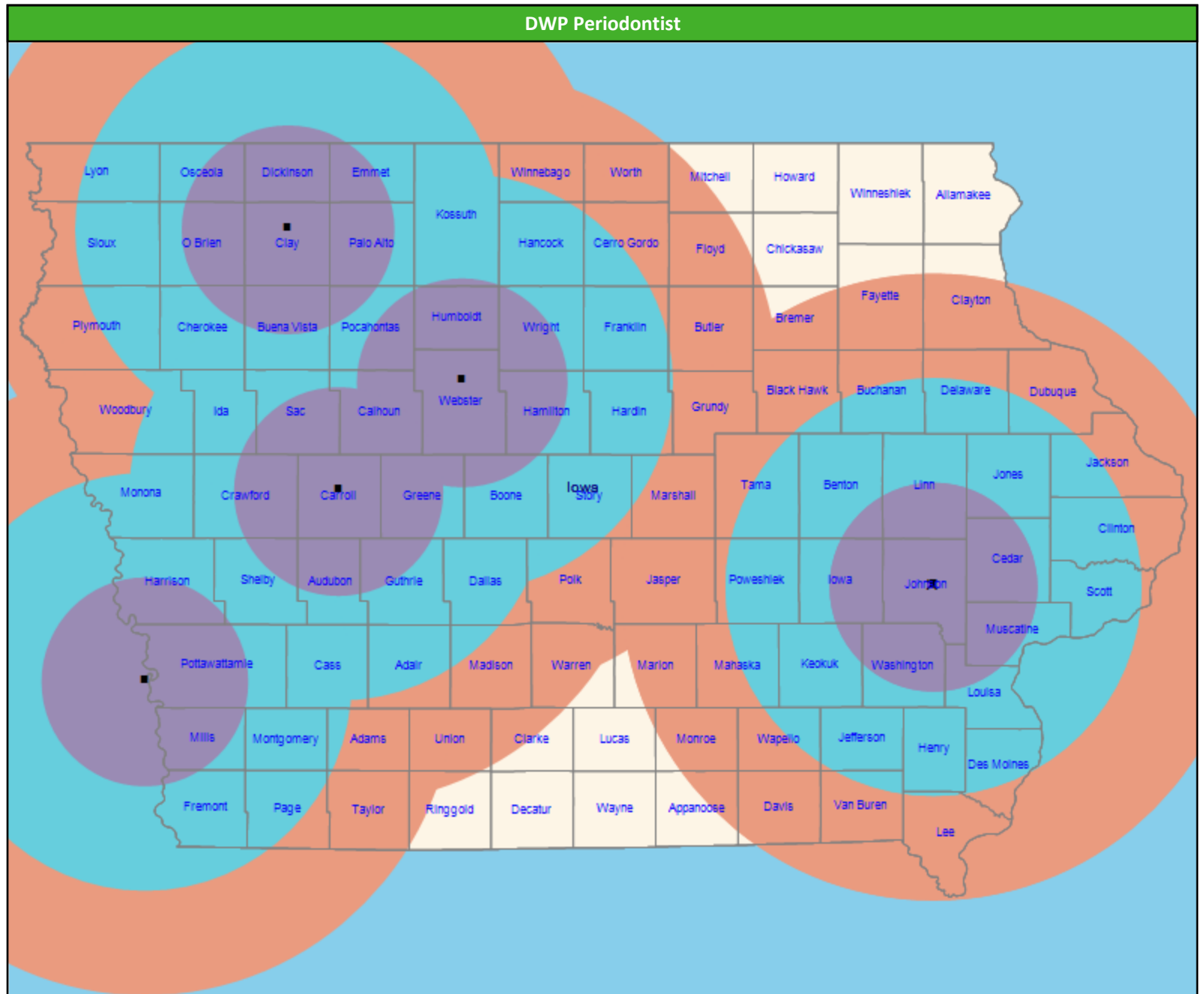
# DWP Periodontist Access Map

April 26, 2023

**DWP Periodontist**  
11 provider access points  
at 6 locations

- Single providers (5)
- × Multiple providers (1)
- 30 mile radius
- 60 mile radius
- 90 mile radius

41.42 miles

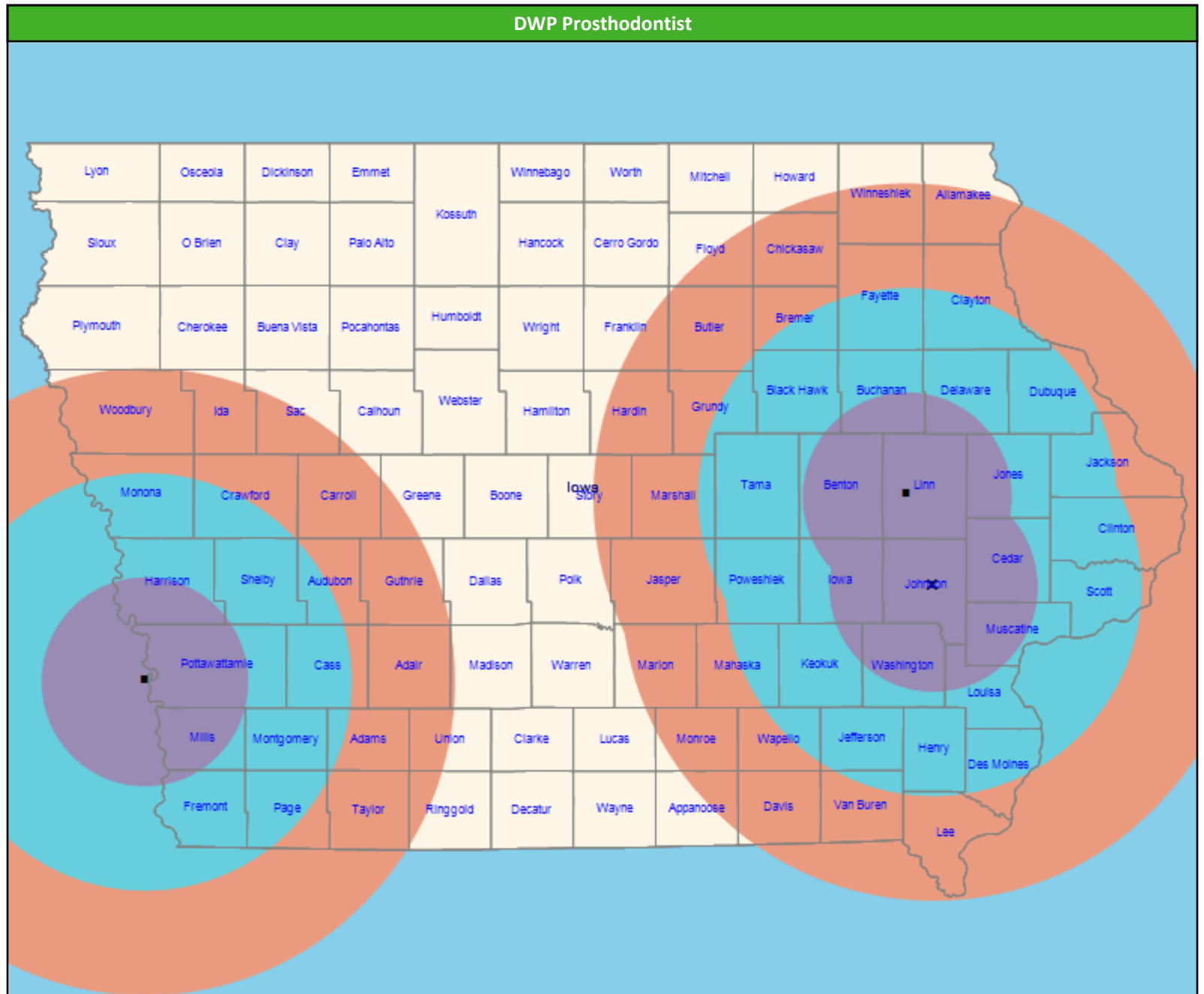
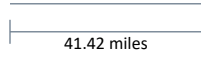


# DWP Prosthodontist Access Map

April 26, 2023

**DWP Prosthodontist**  
22 provider access points  
at 4 locations

- Single providers (2)
- × Multiple providers (2)
- 30 mile radius
- 60 mile radius
- 90 mile radius





### Access Summary By State

April 26, 2023

**Access Analysis**

DWP Network

**Member Group**

DWP Members

**Provider Group**

DWP All Providers

DWP Primary Care Dentist

DWP Oral Surgeon

DWP Endodontist

DWP Orthodontist

DWP Periodontist

DWP Prosthodontist

<sup>1</sup> Provider counts represent:

P: Unique provider access points

L: Unique provider locations

\*\* These records have been excluded from the analysis because of invalid zip codes.

All Members												
Member		Provider		With Access		Without Access		Counts <sup>1</sup>		Average Distance		Average Time
Group	#	Group	Standard	#	%	#	%	P	L	1	2	1
DWP Members	490,211	DWP All Providers	1 in 30 miles and 3...	490,135	99.9	76	0.1	1,391	545	3.3	4.4	3.6
		DWP Primary Ca...	1 in 30 miles and 3...	490,135	99.9	76	0.1	1,103	479	3.4	4.5	3.7
		DWP Primary Ca...	1 in 60 miles and 6...	490,202	99.9	9	0.1	1,103	479	3.4	4.5	3.7
		DWP Primary Ca...	1 in 90 miles and 9...	490,202	99.9	9	0.1	1,103	479	3.4	4.5	3.7
		DWP Oral Surgeon	1 in 30 miles and 3...	310,864	63.4	179,347	36.6	145	42	20.8	24.6	23.7
		DWP Oral Surgeon	1 in 60 miles and 6...	449,139	91.6	41,072	8.4	145	42	20.8	24.6	23.7
		DWP Oral Surgeon	1 in 90 miles and 9...	487,336	99.4	2,875	0.6	145	42	20.8	24.6	23.7
		DWP Endodontist	1 in 30 miles and 3...	166,817	34.0	323,394	66.0	8	5	46.5	60.0	62.2
		DWP Endodontist	1 in 60 miles and 6...	229,050	46.7	261,161	53.3	8	5	46.5	60.0	62.2
		DWP Endodontist	1 in 90 miles and 9...	352,754	72.0	137,457	28.0	8	5	46.5	60.0	62.2
		DWP Orthodontist	1 in 30 miles and 3...	349,922	71.4	140,289	28.6	101	52	18.0	24.1	20.1
		DWP Orthodontist	1 in 60 miles and 6...	461,340	94.1	28,871	5.9	101	52	18.0	24.1	20.1
		DWP Orthodontist	1 in 90 miles and 9...	490,182	99.9	29	0.1	101	52	18.0	24.1	20.1
		DWP Periodontist	1 in 30 miles and 3...	60,972	12.4	429,239	87.6	11	6	57.7	67.9	74.3
		DWP Periodontist	1 in 60 miles and 6...	158,684	32.4	331,527	67.6	11	6	57.7	67.9	74.3
		DWP Periodontist	1 in 90 miles and 9...	302,295	61.7	187,916	38.3	11	6	57.7	67.9	74.3
		DWP Prosthodo...	1 in 30 miles and 3...	72,232	14.7	417,979	85.3	22	4	73.1	106.9	99.0
		DWP Prosthodo...	1 in 60 miles and 6...	105,712	21.6	384,499	78.4	22	4	73.1	106.9	99.0
		DWP Prosthodo...	1 in 90 miles and 9...	201,418	41.1	288,793	58.9	22	4	73.1	106.9	99.0

Key Geographic Areas										
State Name	Member	Provider		With Access		Without Access		Average Distance		Average Time
	#	Group	Standard	#	%	#	%	1	2	1
Iowa	490,188	DWP All Providers	1 in 30 miles and 30 mins	490,125	99.9	63	0.1	3.2	4.4	3.6
		DWP Primary Dentist	1 in 30 miles and 30 mins	490,125	99.9	63	0.1	3.4	4.5	3.7
		DWP Primary Dentist	1 in 60 miles and 60 mins	490,188	100.0	0	0.0	3.4	4.5	3.7
		DWP Primary Dentist	1 in 90 miles and 90 mins	490,188	100.0	0	0.0	3.4	4.5	3.7
		DWP Oral Surgeon	1 in 30 miles and 30 mins	310,861	63.4	179,327	36.6	20.8	24.6	23.7
		DWP Oral Surgeon	1 in 60 miles and 60 mins	449,128	91.6	41,060	8.4	20.8	24.6	23.7
		DWP Oral Surgeon	1 in 90 miles and 90 mins	487,322	99.4	2,866	0.6	20.8	24.6	23.7
		DWP Endodontist	1 in 30 miles and 30 mins	166,816	34.0	323,372	66.0	46.5	60.0	62.2
		DWP Endodontist	1 in 60 miles and 60 mins	229,049	46.7	261,139	53.3	46.5	60.0	62.2
		DWP Endodontist	1 in 90 miles and 90 mins	352,752	72.0	137,436	28.0	46.5	60.0	62.2
		DWP Orthodontist	1 in 30 miles and 30 mins	349,920	71.4	140,268	28.6	17.9	24.1	20.1
		DWP Orthodontist	1 in 60 miles and 60 mins	461,331	94.1	28,857	5.9	17.9	24.1	20.1
		DWP Orthodontist	1 in 90 miles and 90 mins	490,169	99.9	19	0.1	17.9	24.1	20.1
		DWP Periodontist	1 in 30 miles and 30 mins	60,971	12.4	429,217	87.6	57.7	67.9	74.2
		DWP Periodontist	1 in 60 miles and 60 mins	158,683	32.4	331,505	67.6	57.7	67.9	74.2
		DWP Periodontist	1 in 90 miles and 90 mins	302,289	61.7	187,899	38.3	57.7	67.9	74.2

### Access Summary By City

April 26, 2023

**Access Analysis**

DWP Network

**Member Group**

DWP Members

**Provider Group**

DWP All Providers

DWP Primary Care Dentist

DWP Oral Surgeon

DWP Endodontist

DWP Orthodontist

DWP Periodontist

DWP Prosthodontist

<sup>1</sup> Provider counts represent:

P: Unique provider access points

L: Unique provider locations

\*\* These records have been excluded from the analysis because of invalid zip codes.

All Members												
Member		Provider		With Access		Without Access		Counts <sup>1</sup>		Average Distance		Average Time
Group	#	Group	Standard	#	%	#	%	P	L	1	2	1
DWP Members	490,211	DWP All Providers	1 in 30 miles and 3...	490,135	99.9	76	0.1	1,391	545	3.3	4.4	3.6
		DWP Primary De...	1 in 30 miles and 3...	490,135	99.9	76	0.1	1,103	479	3.4	4.5	3.7
		DWP Primary De...	1 in 60 miles and 6...	490,202	99.9	9	0.1	1,103	479	3.4	4.5	3.7
		DWP Primary De...	1 in 90 miles and 9...	490,202	99.9	9	0.1	1,103	479	3.4	4.5	3.7
		DWP Oral Surgeon	1 in 30 miles and 3...	310,864	63.4	179,347	36.6	145	42	20.8	24.6	23.7
		DWP Oral Surgeon	1 in 60 miles and 6...	449,139	91.6	41,072	8.4	145	42	20.8	24.6	23.7
		DWP Oral Surgeon	1 in 90 miles and 9...	487,336	99.4	2,875	0.6	145	42	20.8	24.6	23.7
		DWP Endodontist	1 in 30 miles and 3...	166,817	34.0	323,394	66.0	8	5	46.5	60.0	62.2
		DWP Endodontist	1 in 60 miles and 6...	229,050	46.7	261,161	53.3	8	5	46.5	60.0	62.2
		DWP Endodontist	1 in 90 miles and 9...	352,754	72.0	137,457	28.0	8	5	46.5	60.0	62.2
		DWP Orthodontist	1 in 30 miles and 3...	349,922	71.4	140,289	28.6	101	52	18.0	24.1	20.1
		DWP Orthodontist	1 in 60 miles and 6...	461,340	94.1	28,871	5.9	101	52	18.0	24.1	20.1
		DWP Orthodontist	1 in 90 miles and 9...	490,182	99.9	29	0.1	101	52	18.0	24.1	20.1
		DWP Periodontist	1 in 30 miles and 3...	60,972	12.4	429,239	87.6	11	6	57.7	67.9	74.3
		DWP Periodontist	1 in 60 miles and 6...	158,684	32.4	331,527	67.6	11	6	57.7	67.9	74.3
		DWP Periodontist	1 in 90 miles and 9...	302,295	61.7	187,916	38.3	11	6	57.7	67.9	74.3
		DWP Prosthodo...	1 in 30 miles and 3...	72,232	14.7	417,979	85.3	22	4	73.1	106.9	99.0
		DWP Prosthodo...	1 in 60 miles and 6...	105,712	21.6	384,499	78.4	22	4	73.1	106.9	99.0
		DWP Prosthodo...	1 in 90 miles and 9...	201,418	41.1	288,793	58.9	22	4	73.1	106.9	99.0

Key Geographic Areas										
City	Member	Provider		With Access		Without Access		Average Distance		Average Time
	#	Group	Standard	#	%	#	%	1	2	1
Des Moines, IA	52,686	DWP All Providers	1 in 30 miles and 30 mins	52,686	100.0	0	0.0	0.9	1.0	1.3
		DWP General Dentist	1 in 30 miles and 30 mins	52,686	100.0	0	0.0	0.9	1.1	1.3
		DWP General Dentist	1 in 60 miles and 60 mins	52,686	100.0	0	0.0	0.9	1.1	1.3
		DWP General Dentist	1 in 90 miles and 90 mins	52,686	100.0	0	0.0	0.9	1.1	1.3
		DWP Oral Surgeon	1 in 30 miles and 30 mins	52,666	99.9	20	0.1	3.2	3.2	4.6
		DWP Oral Surgeon	1 in 60 miles and 60 mins	52,679	99.9	7	0.1	3.2	3.2	4.6
		DWP Oral Surgeon	1 in 90 miles and 90 mins	52,683	99.9	3	0.1	3.2	3.2	4.6
		DWP Endodontist	1 in 30 miles and 30 mins	52,658	99.9	28	0.1	4.3	4.3	7.5
		DWP Endodontist	1 in 60 miles and 60 mins	52,662	99.9	24	0.1	4.3	4.3	7.5
		DWP Endodontist	1 in 90 miles and 90 mins	52,672	99.9	14	0.1	4.3	4.3	7.5
		DWP Orthodontist	1 in 30 miles and 30 mins	52,668	99.9	18	0.1	3.0	3.6	4.7
		DWP Orthodontist	1 in 60 miles and 60 mins	52,680	99.9	6	0.1	3.0	3.6	4.7
		DWP Orthodontist	1 in 90 miles and 90 mins	52,686	100.0	0	0.0	3.0	3.6	4.7
		DWP Periodontist	1 in 30 miles and 30 mins	7	0.1	52,679	99.9	74.2	77.2	96.5
		DWP Periodontist	1 in 60 miles and 60 mins	10	0.1	52,676	99.9	74.2	77.2	96.5
		DWP Periodontist	1 in 90 miles and 90 mins	14,736	28.0	37,950	72.0	74.2	77.2	96.5