

Network Access Analysis

Dental Wellness Plan

Delta Dental of Iowa

April 26, 2023

Contents

Report Contents

| | |
|---|----|
| Access Overview 30 Miles | 3 |
| <i>DWP Members: DWP All Providers, DWP Members: DWP General Dentist, DWP Members: DWP Oral Surgeon, DWP Members: DWP Endodontist, DWP Members: DWP Orthodontist, DWP Members: DWP Periodontist, DWP Members: DWP Prosthodontist</i> | |
| Access Overview 60 Miles | 10 |
| <i>DWP Members: DWP All Providers, DWP Members: DWP General Dentist, DWP Members: DWP Oral Surgeon, DWP Members: DWP Endodontist, DWP Members: DWP Orthodontist, DWP Members: DWP Periodontist, DWP Members: DWP Prosthodontist</i> | |
| Access Overview 90 Miles | 17 |
| <i>DWP Members: DWP All Providers, DWP Members: DWP General Dentist, DWP Members: DWP Oral Surgeon, DWP Members: DWP Endodontist, DWP Members: DWP Orthodontist, DWP Members: DWP Periodontist, DWP Members: DWP Prosthodontist</i> | |
| DWP General Dentist Access Map | 24 |
| DWP Oral Surgeon Access Map | 25 |
| DWP Endodontist Access Map | 26 |
| DWP Periodontist Access Map | 27 |
| DWP Prosthodontist Access Map | 28 |
| DWP Orthodontist Access Map | 29 |
| Access Summary By State | 30 |
| <i>DWP Members: DWP General Dentist, DWP Members: DWP General Dentist, DWP Members: DWP General Dentist, DWP Members: DWP Oral Surgeon, DWP Members: DWP Oral Surgeon, DWP Members: DWP Oral Surgeon, DWP Members: DWP Endodontist, DWP Members: DWP Endodontist, DWP Members: DWP Endodontist, DWP Members: DWP Periodontist, DWP Members: DWP Periodontist, DWP Members: DWP Periodontist, DWP Members: DWP Prosthodontist, DWP Members: DWP Prosthodontist, DWP Members: DWP Prosthodontist, DWP Members: DWP Orthodontist, DWP Members: DWP Orthodontist, DWP Members: DWP Orthodontist, DWP Members: DWP All Providers</i> | |
| Access Summary By City | 31 |
| <i>DWP Members: DWP General Dentist, DWP Members: DWP General Dentist, DWP Members: DWP General Dentist, DWP Members: DWP Oral Surgeon, DWP Members: DWP Oral Surgeon, DWP Members: DWP Oral Surgeon, DWP Members: DWP Endodontist, DWP Members: DWP Endodontist, DWP Members: DWP Endodontist, DWP Members: DWP Periodontist, DWP Members: DWP Periodontist, DWP Members: DWP Periodontist, DWP Members: DWP Prosthodontist, DWP Members: DWP Prosthodontist, DWP Members: DWP Prosthodontist, DWP Members: DWP Orthodontist, DWP Members: DWP Orthodontist, DWP Members: DWP Orthodontist, DWP Members: DWP All Providers</i> | |

Access Overview 30 Miles

April 26, 2023

Access Analysis

DWP Network

Member / Provider Groups

DWP Members

DWP All Providers

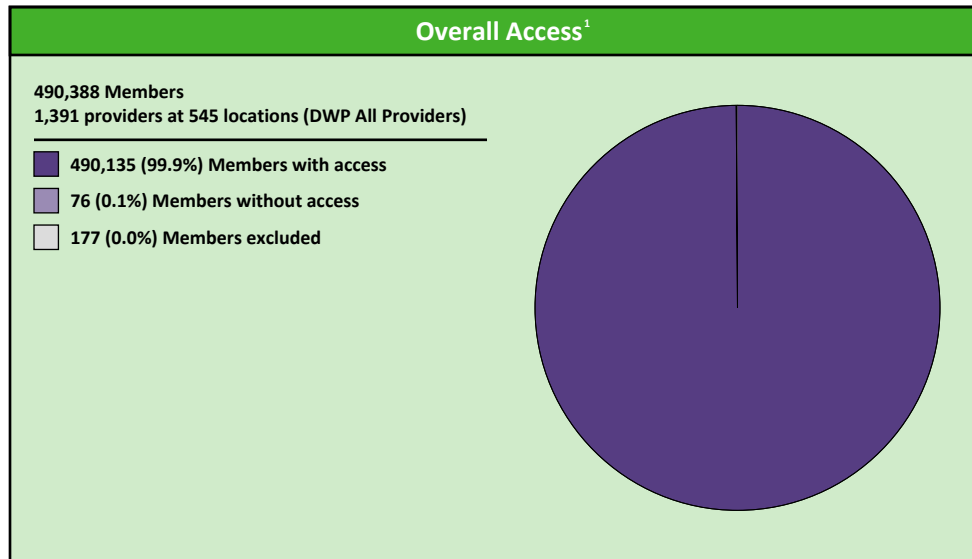
Comparison Graph

Percent of members with access to a choice of providers over miles

- 1st closest
- 2nd closest

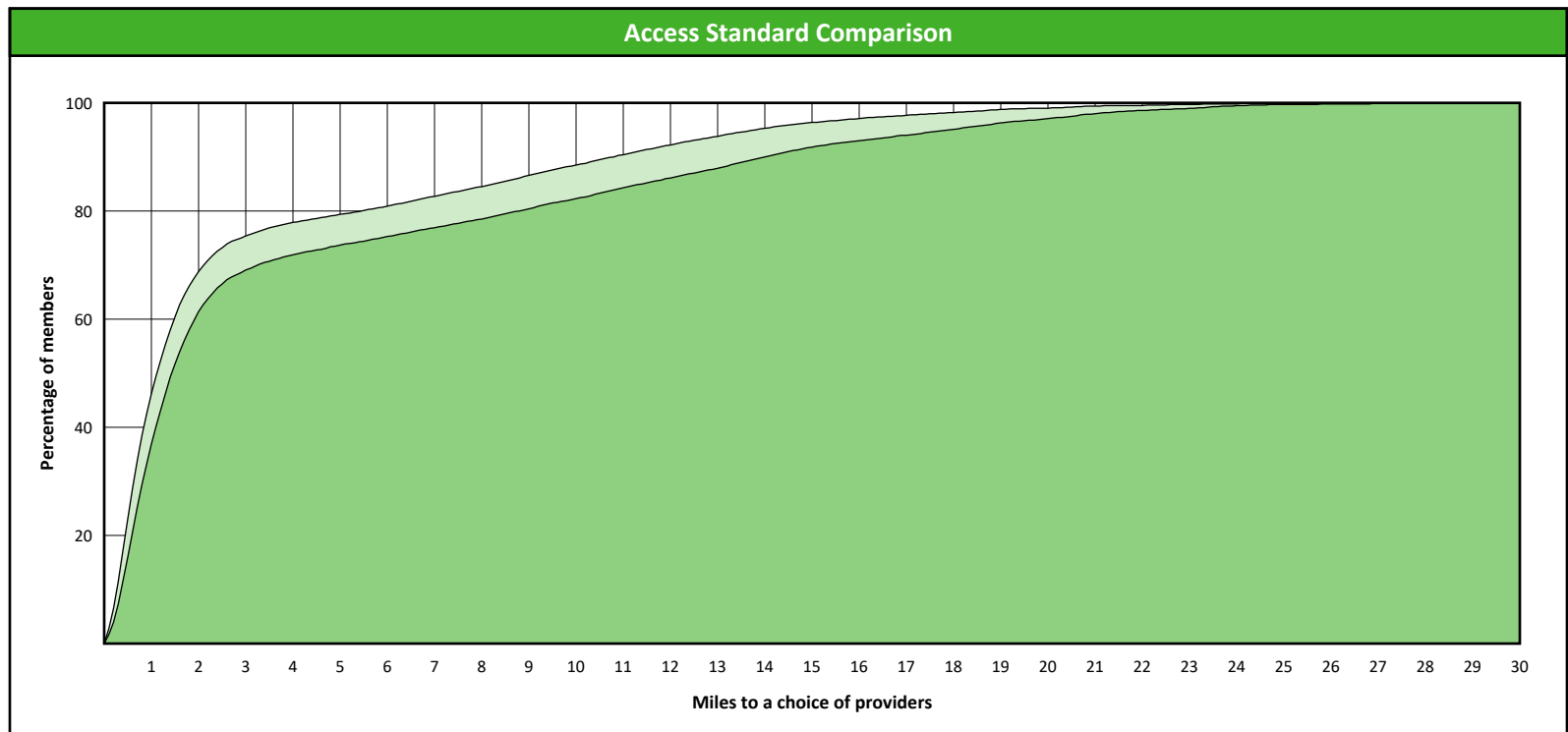
¹ The Access Standard is defined as (DWP Members) members accessing:

1 (DWP All Providers) provider in 30 miles and 30 minutes



Distances/Times

| | Average |
|---------------------------------------|-----------------------|
| Distance/Time to 1st closest provider | 3.3 miles 3.6 mins |
| Distance/Time to 2nd closest provider | 4.4 miles 4.9 mins |
| | |
| | |
| | |



Access Overview 30 Miles

April 26, 2023

Access Analysis

DWP Network

Member / Provider Groups

DWP Members

DWP General Dentist

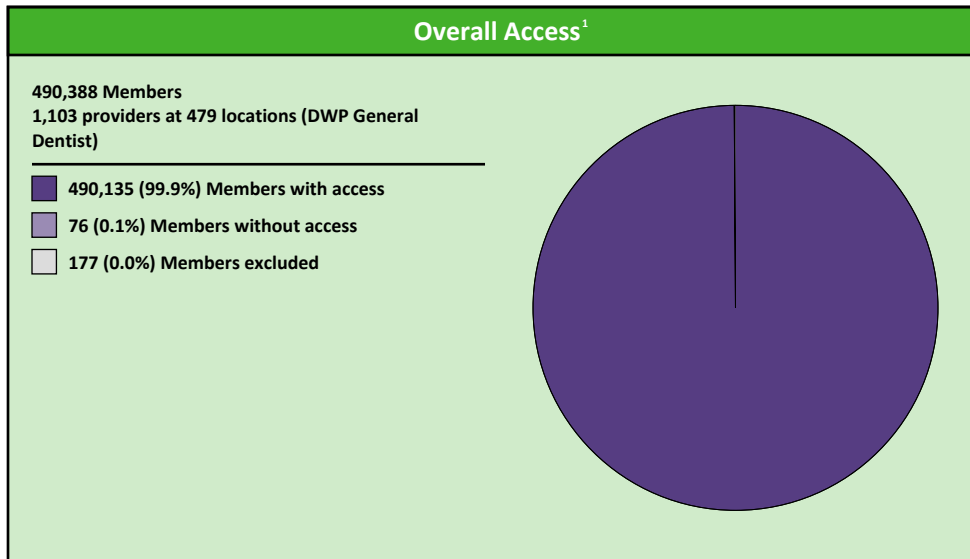
Comparison Graph

Percent of members with access to a choice of providers over miles

- 1st closest
- 2nd closest

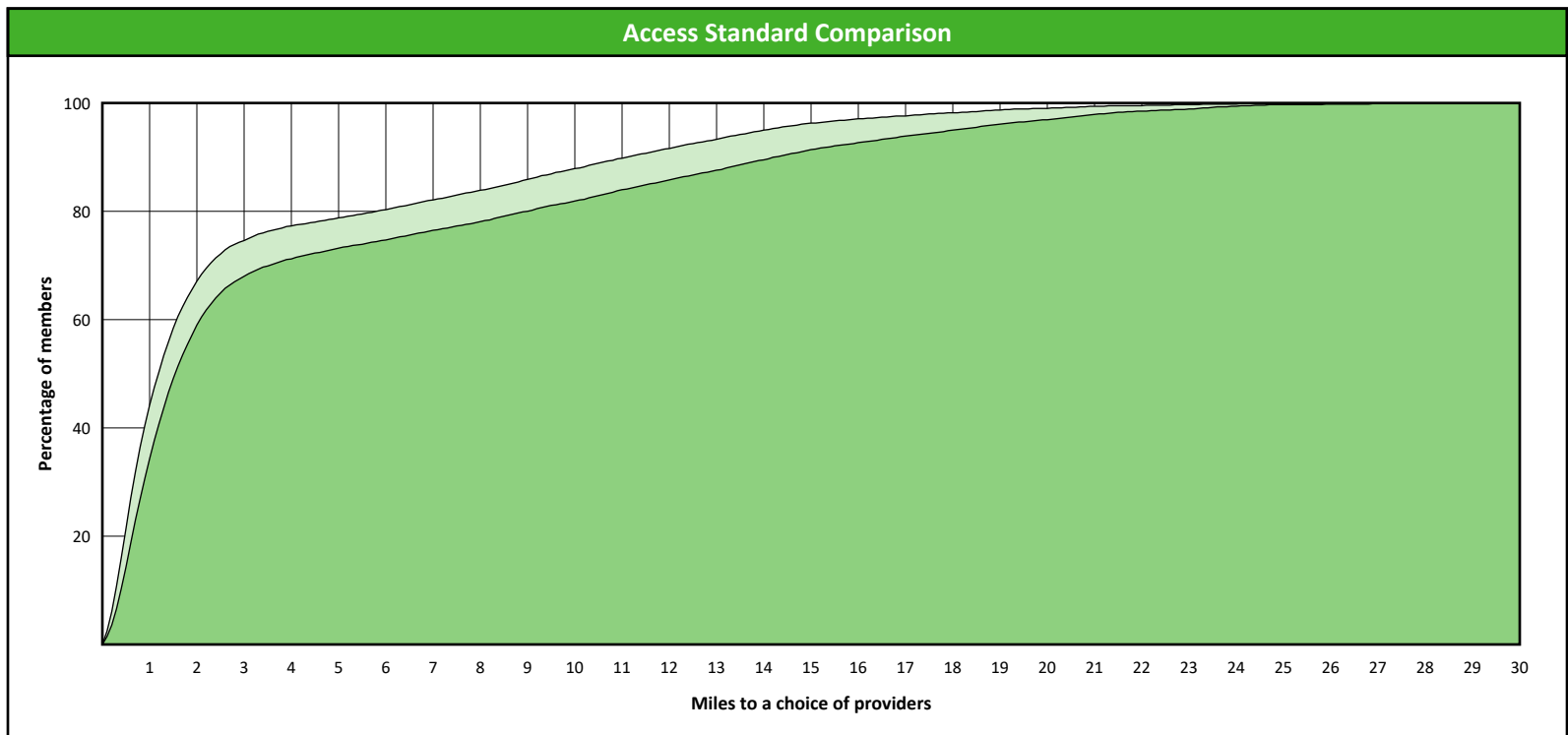
¹ The Access Standard is defined as (DWP Members) members accessing:

1 (DWP General Dentist) provider in 30 miles and 30 minutes



Distances/Times

| | Average |
|---------------------------------------|-----------------------|
| Distance/Time to 1st closest provider | 3.4 miles 3.7 mins |
| Distance/Time to 2nd closest provider | 4.5 miles 5.0 mins |
| | |
| | |
| | |



Access Overview 30 Miles

April 26, 2023

Access Analysis

DWP Network

Member / Provider Groups

DWP Members

DWP Oral Surgeon


Comparison Graph

Percent of members with access to a choice of providers over miles

- 1st closest
- 2nd closest

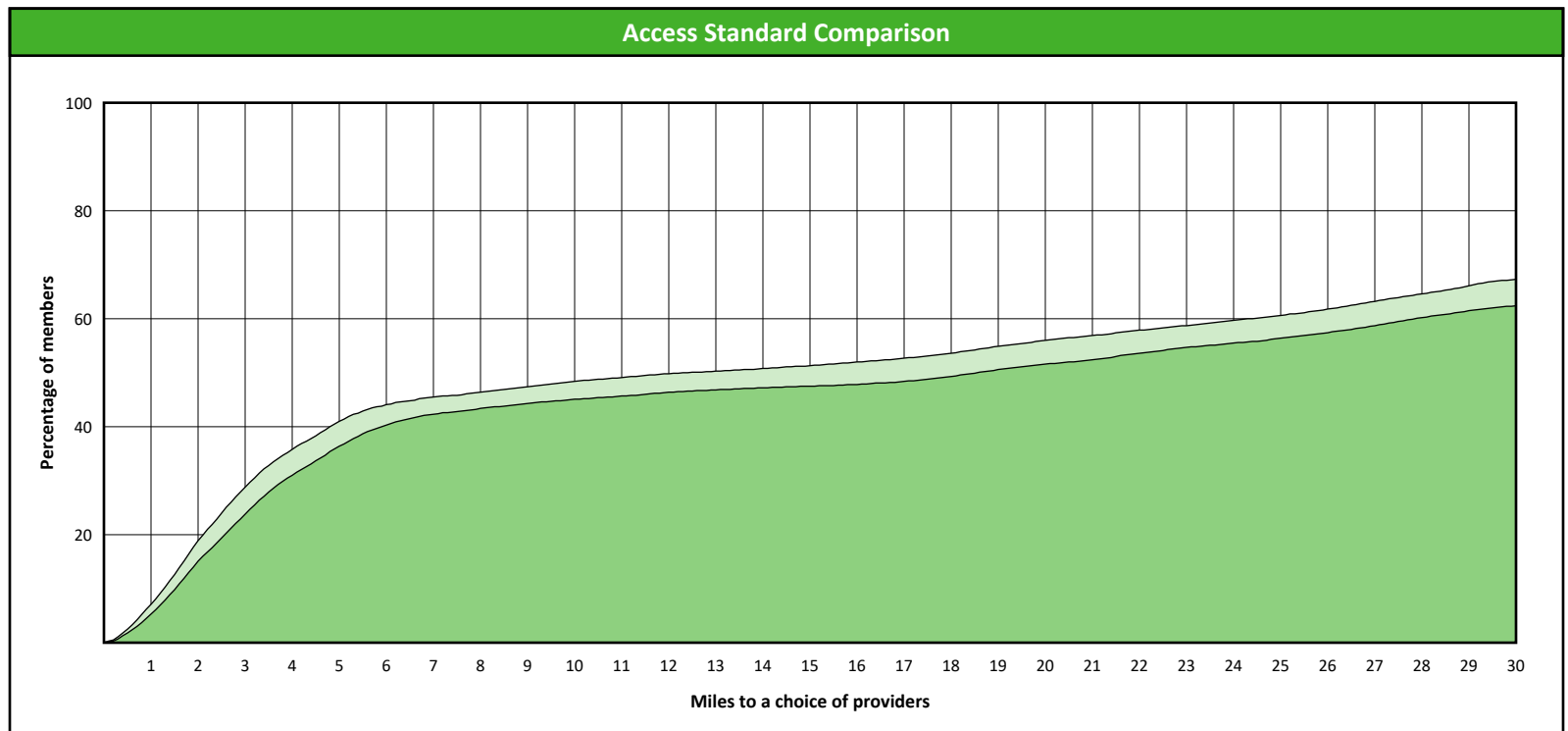
¹ The Access Standard is defined as (DWP Members) members accessing:

- 1 (DWP Oral Surgeon) provider in 30 miles and 30 minutes



Distances/Times

| | Average |
|---------------------------------------|-------------------------|
| Distance/Time to 1st closest provider | 20.8 miles 23.7 mins |
| Distance/Time to 2nd closest provider | 24.6 miles 28.6 mins |
| | |
| | |
| | |



Access Overview 30 Miles

April 26, 2023

Access Analysis

DWP Network

Member / Provider Groups

DWP Members

DWP Endodontist


Comparison Graph

Percent of members with access to a choice of providers over miles

- 1st closest
- 2nd closest

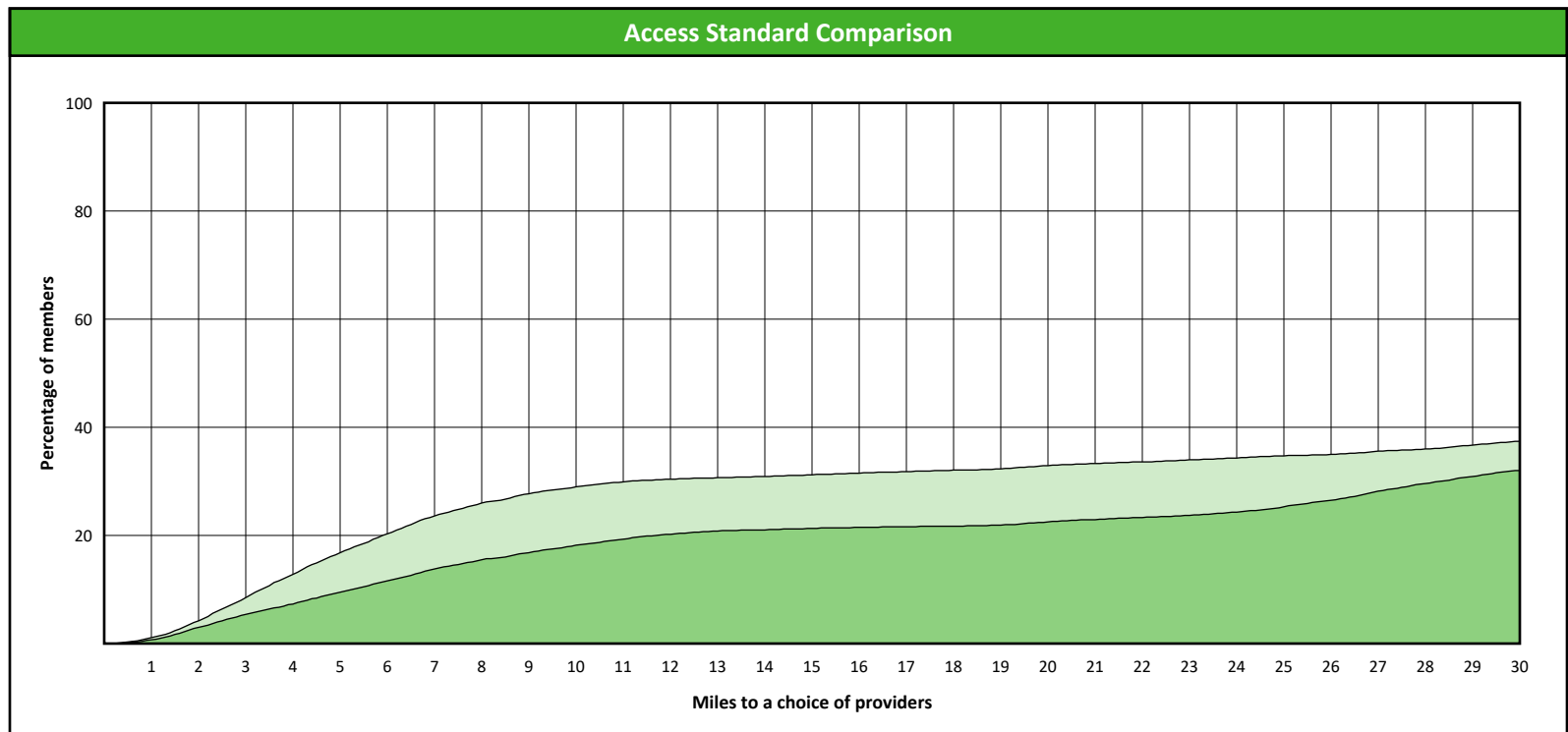
¹ The Access Standard is defined as (DWP Members) members accessing:

1 (DWP Endodontist) provider in 30 miles and 30 minutes



Distances/Times

| | Average |
|---------------------------------------|-------------------------|
| Distance/Time to 1st closest provider | 46.5 miles 62.2 mins |
| Distance/Time to 2nd closest provider | 60.0 miles 82.7 mins |
| | |
| | |
| | |



Access Overview 30 Miles

April 26, 2023

Access Analysis

DWP Network

Member / Provider Groups

DWP Members

DWP Orthodontist

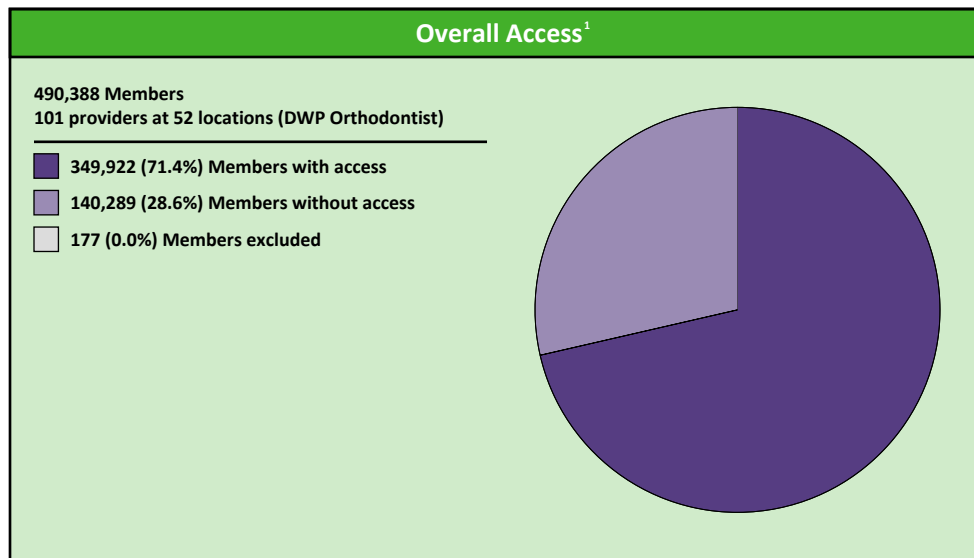
Comparison Graph

Percent of members with access to a choice of providers over miles

- 1st closest
- 2nd closest

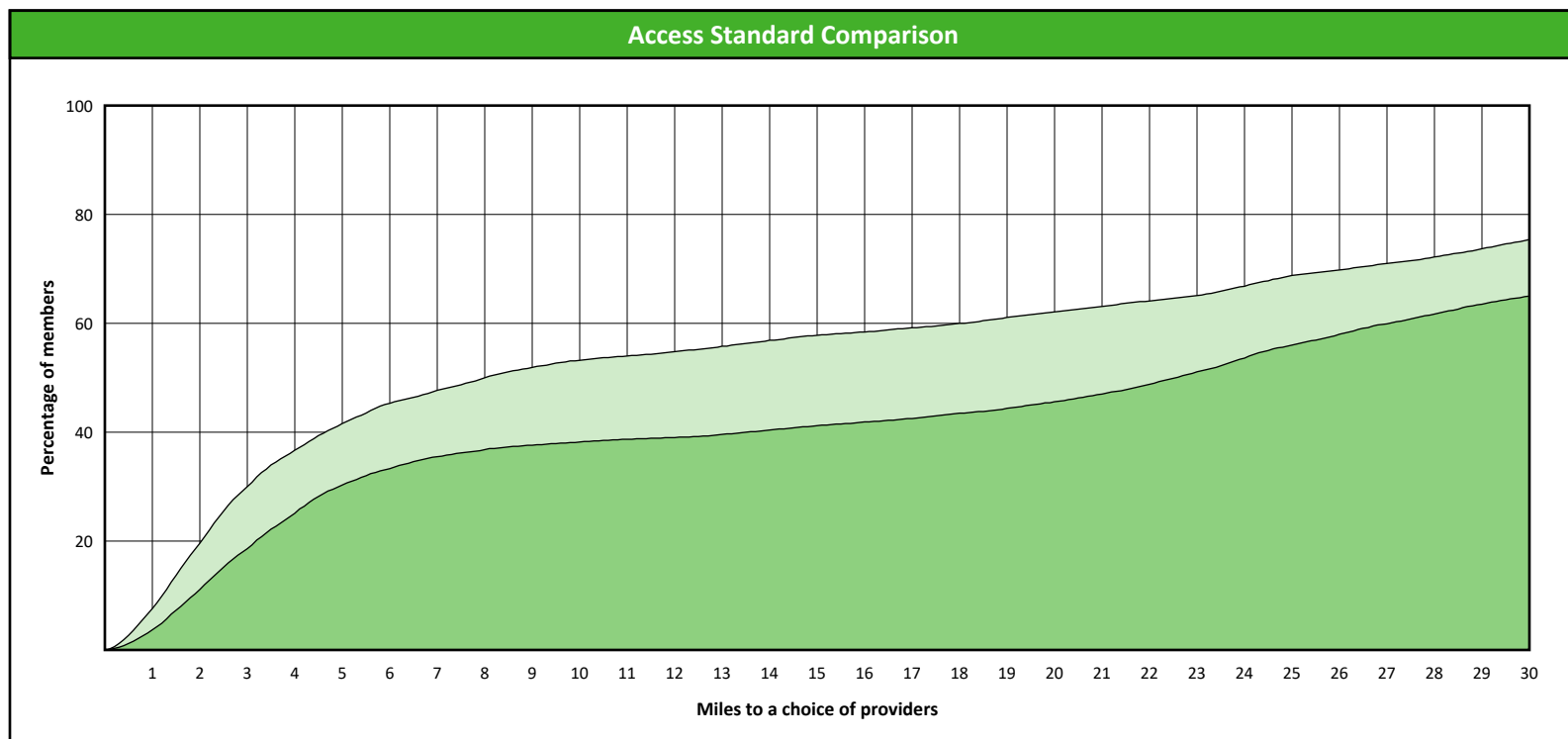
¹ The Access Standard is defined as (DWP Members) members accessing:

1 (DWP Orthodontist) provider in 30 miles and 30 minutes



Distances/Times

| | Average |
|---------------------------------------|-------------------------|
| Distance/Time to 1st closest provider | 18.0 miles 20.1 mins |
| Distance/Time to 2nd closest provider | 24.1 miles 27.4 mins |
| | |
| | |
| | |



Access Overview 30 Miles

April 26, 2023

Access Analysis

DWP Network

Member / Provider Groups

DWP Members

DWP Periodontist


Comparison Graph

Percent of members with access to a choice of providers over miles

- 1st closest
- 2nd closest

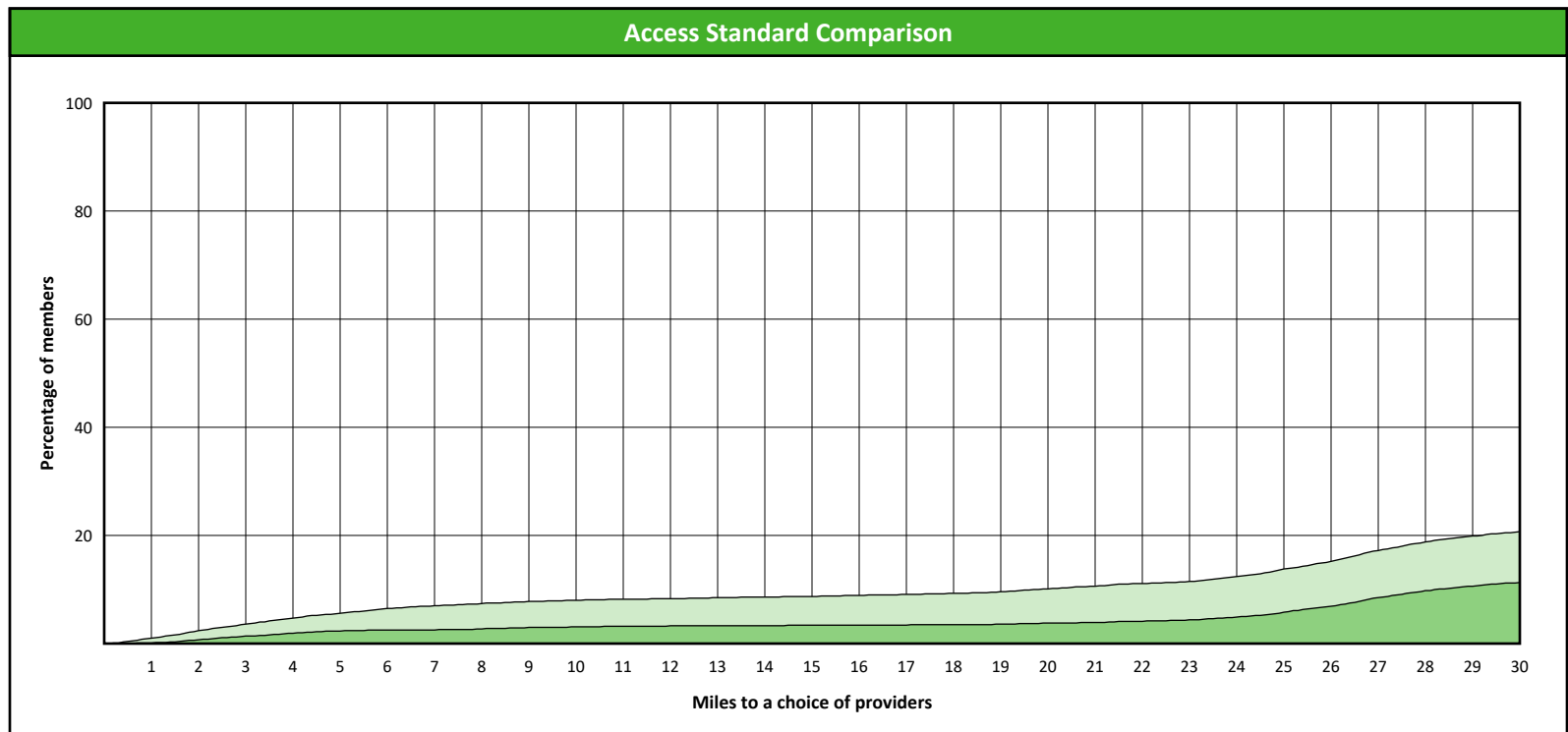
¹ The Access Standard is defined as (DWP Members) members accessing:

- 1 (DWP Periodontist) provider in 30 miles and 30 minutes



Distances/Times

| | Average |
|---------------------------------------|-------------------------|
| Distance/Time to 1st closest provider | 57.7 miles 74.3 mins |
| Distance/Time to 2nd closest provider | 67.9 miles 87.2 mins |
| | |
| | |
| | |



Access Overview 30 Miles

April 26, 2023

Access Analysis

DWP Network

Member / Provider Groups

DWP Members

DWP Prosthodontist


Comparison Graph

Percent of members with access to a choice of providers over miles

- 1st closest
- 2nd closest

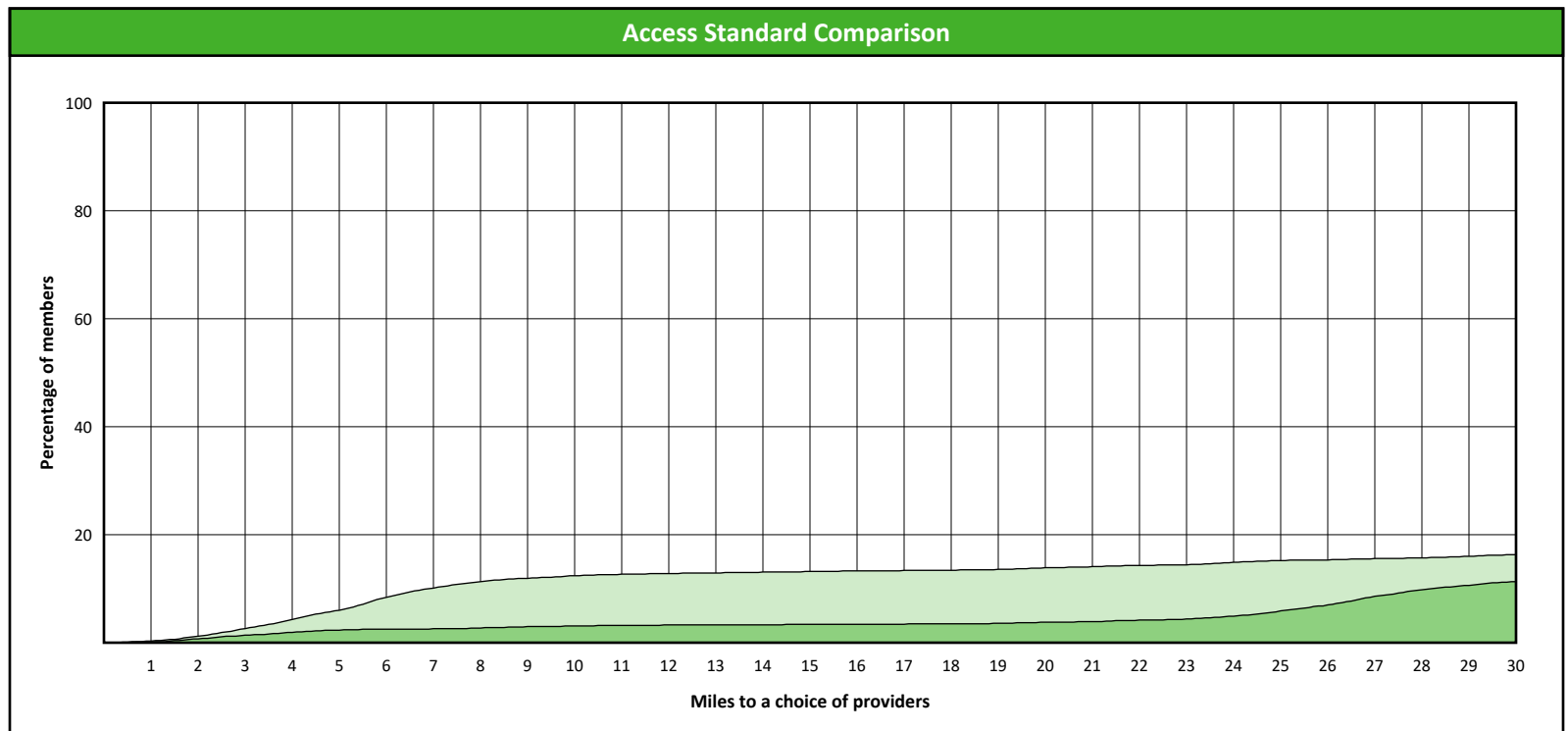
¹ The Access Standard is defined as (DWP Members) members accessing:

- 1 (DWP Prosthodontist) provider in 30 miles and 30 minutes



Distances/Times

| | Average |
|---------------------------------------|---------------------------|
| Distance/Time to 1st closest provider | 73.1 miles 99.0 mins |
| Distance/Time to 2nd closest provider | 106.9 miles 149.8 mins |
| | |
| | |
| | |



Access Overview 60 Miles

April 26, 2023

Access Analysis

DWP Network

Member / Provider Groups

DWP Members

DWP All Providers

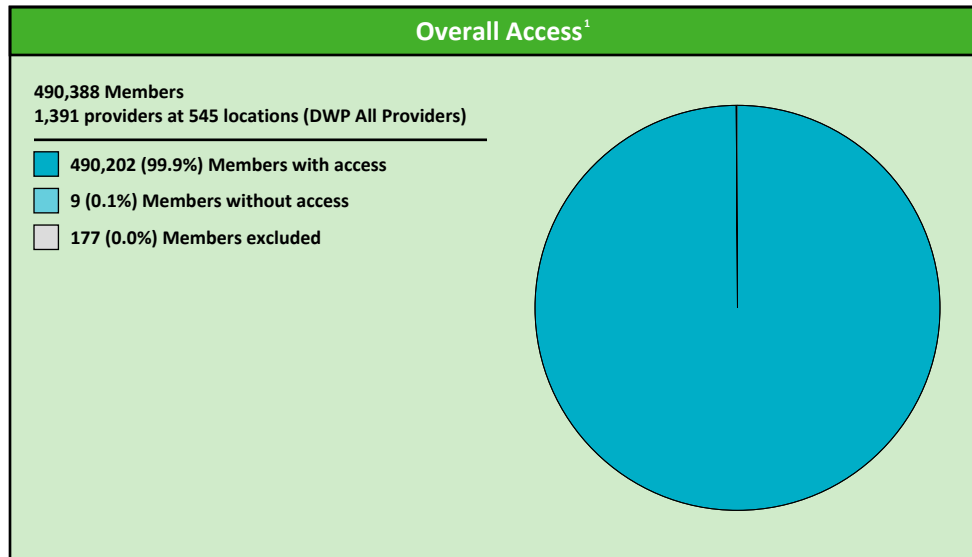
Comparison Graph

Percent of members with access to a choice of providers over miles

- 1st closest
- 2nd closest

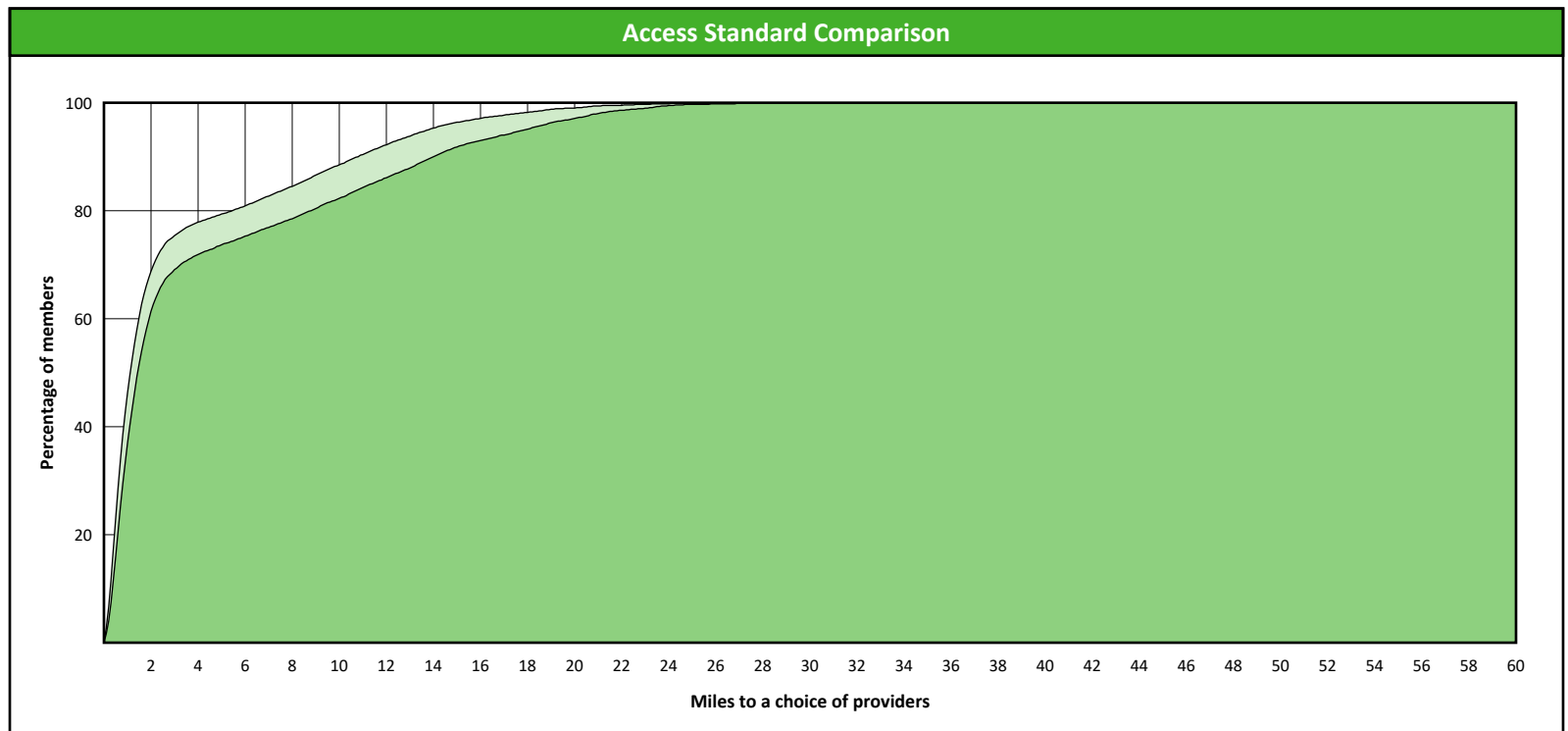
¹ The Access Standard is defined as (DWP Members) members accessing:

1 (DWP All Providers) provider in 60 miles and 60 minutes



Distances/Times

| | Average |
|---------------------------------------|-----------------------|
| Distance/Time to 1st closest provider | 3.3 miles 3.6 mins |
| Distance/Time to 2nd closest provider | 4.4 miles 4.9 mins |
| | |
| | |
| | |



Access Overview 60 Miles

April 26, 2023

Access Analysis

DWP Network

Member / Provider Groups

DWP Members

DWP General Dentist


Comparison Graph

Percent of members with access to a choice of providers over miles

- 1st closest
- 2nd closest

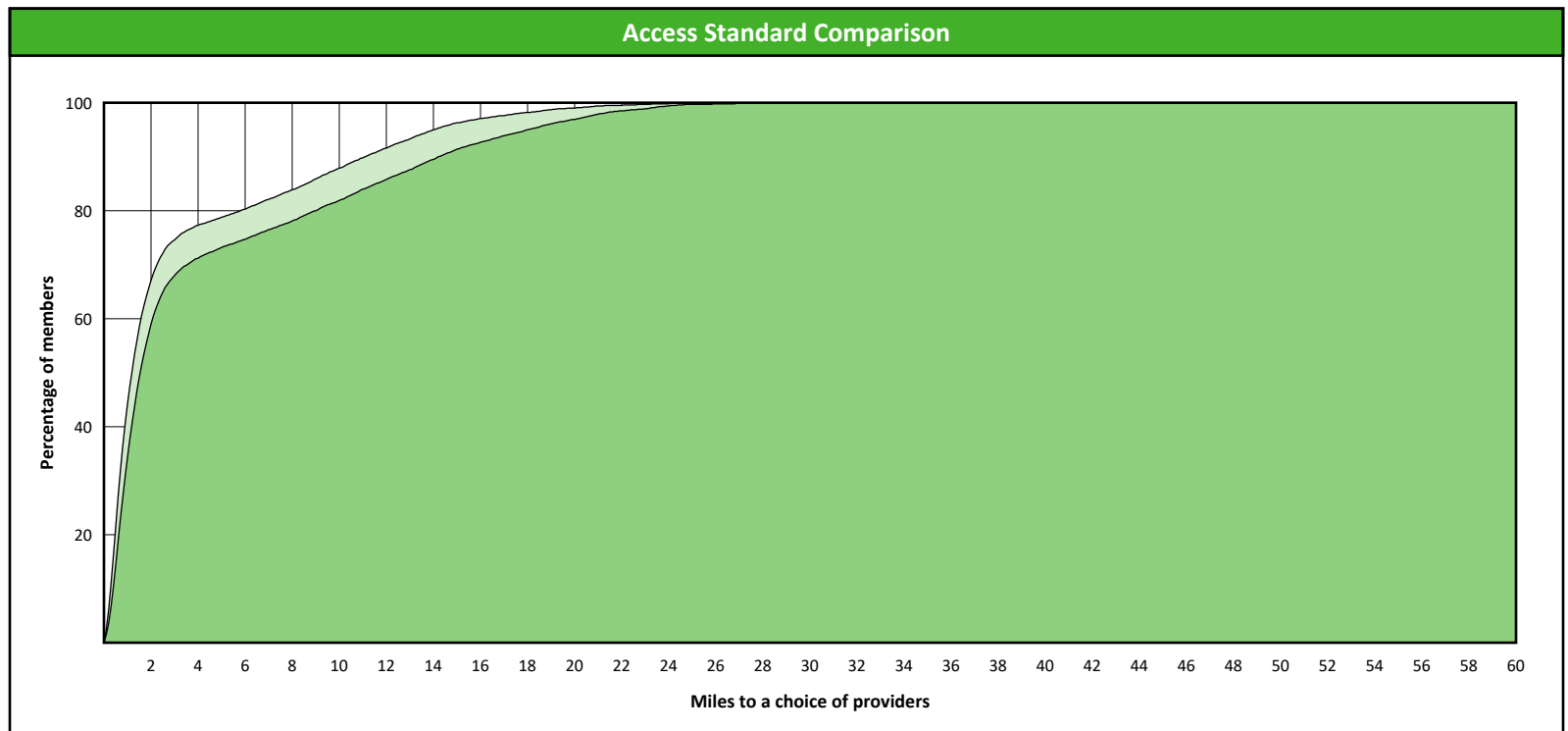
¹ The Access Standard is defined as (DWP Members) members accessing:

1 (DWP General Dentist) provider in 60 miles and 60 minutes



Distances/Times

| | Average |
|---------------------------------------|-----------------------|
| Distance/Time to 1st closest provider | 3.4 miles 3.7 mins |
| Distance/Time to 2nd closest provider | 4.5 miles 5.0 mins |
| | |
| | |
| | |



Access Overview 60 Miles

April 26, 2023

Access Analysis

DWP Network

Member / Provider Groups

DWP Members

DWP Oral Surgeon


Comparison Graph

Percent of members with access to a choice of providers over miles

- 1st closest
- 2nd closest

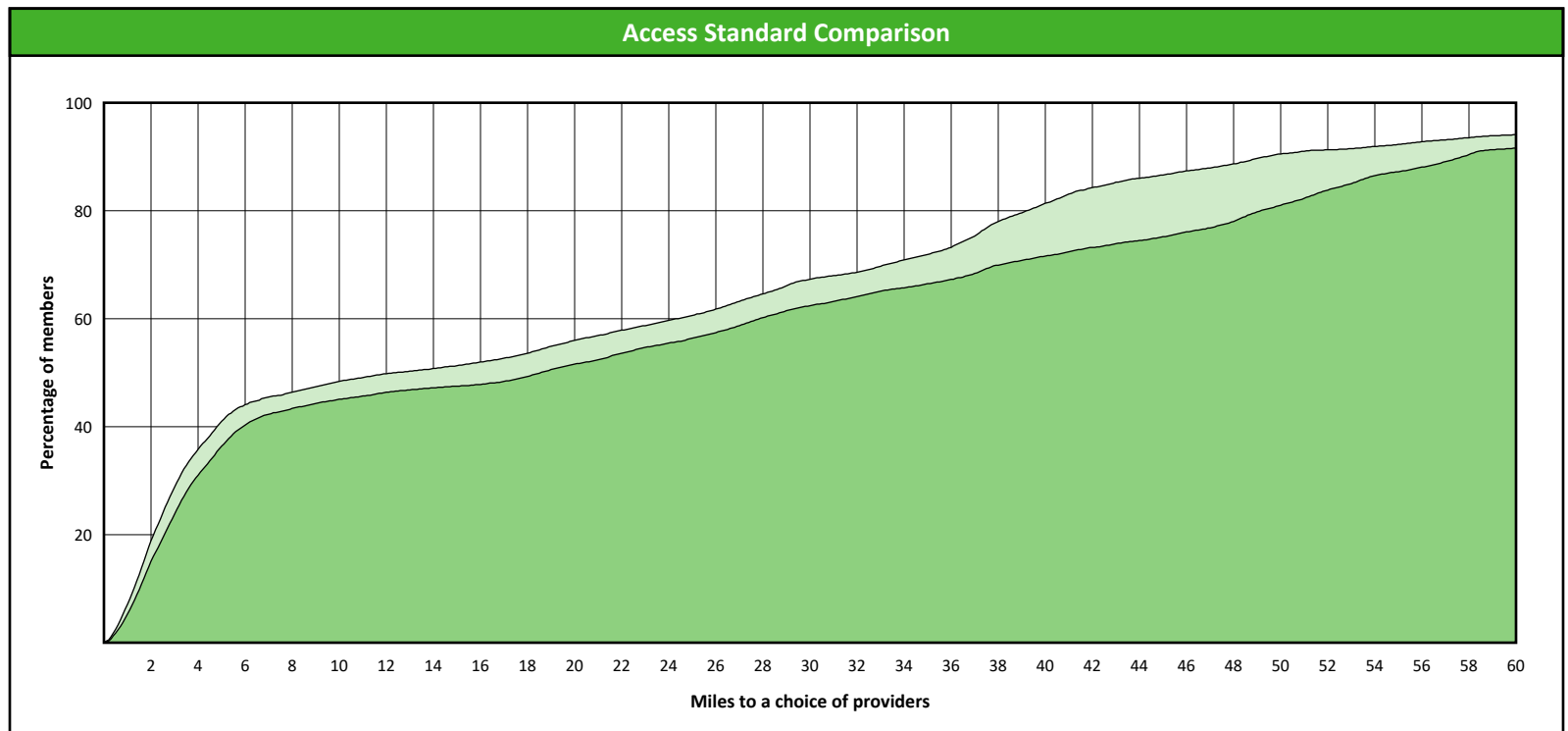
¹ The Access Standard is defined as (DWP Members) members accessing:

1 (DWP Oral Surgeon) provider in 60 miles and 60 minutes



Distances/Times

| | Average |
|---------------------------------------|-------------------------|
| Distance/Time to 1st closest provider | 20.8 miles 23.7 mins |
| Distance/Time to 2nd closest provider | 24.6 miles 28.6 mins |
| | |
| | |
| | |



Access Overview 60 Miles

April 26, 2023

Access Analysis

DWP Network

Member / Provider Groups

DWP Members

DWP Endodontist


Comparison Graph

Percent of members with access to a choice of providers over miles

- 1st closest
- 2nd closest

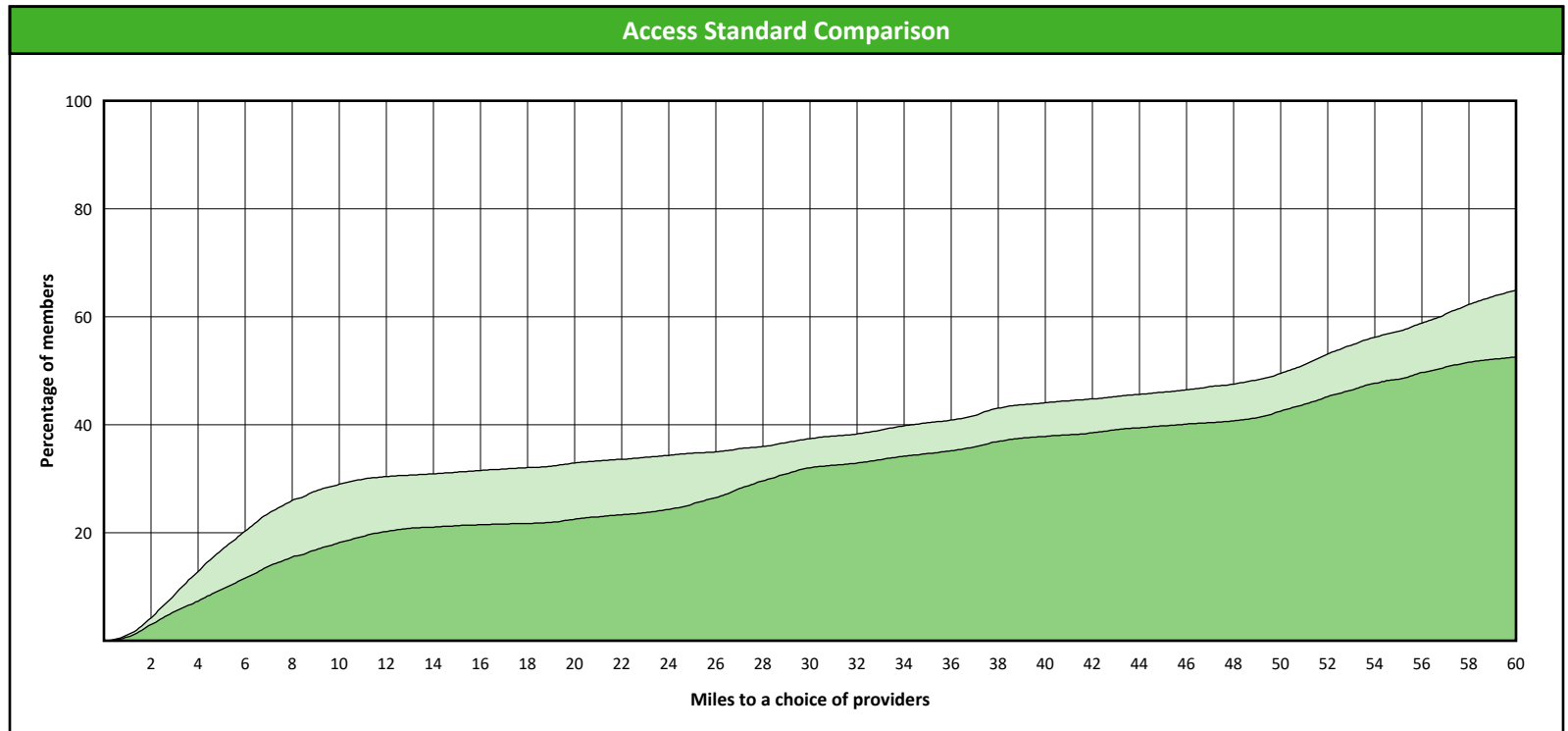
¹ The Access Standard is defined as (DWP Members) members accessing:

1 (DWP Endodontist) provider in 60 miles and 60 minutes



Distances/Times

| | Average |
|---------------------------------------|-------------------------|
| Distance/Time to 1st closest provider | 46.5 miles 62.2 mins |
| Distance/Time to 2nd closest provider | 60.0 miles 82.7 mins |
| | |
| | |
| | |



Access Overview 60 Miles

April 26, 2023

Access Analysis

DWP Network

Member / Provider Groups

DWP Members

DWP Orthodontist


Comparison Graph

Percent of members with access to a choice of providers over miles

- 1st closest
- 2nd closest

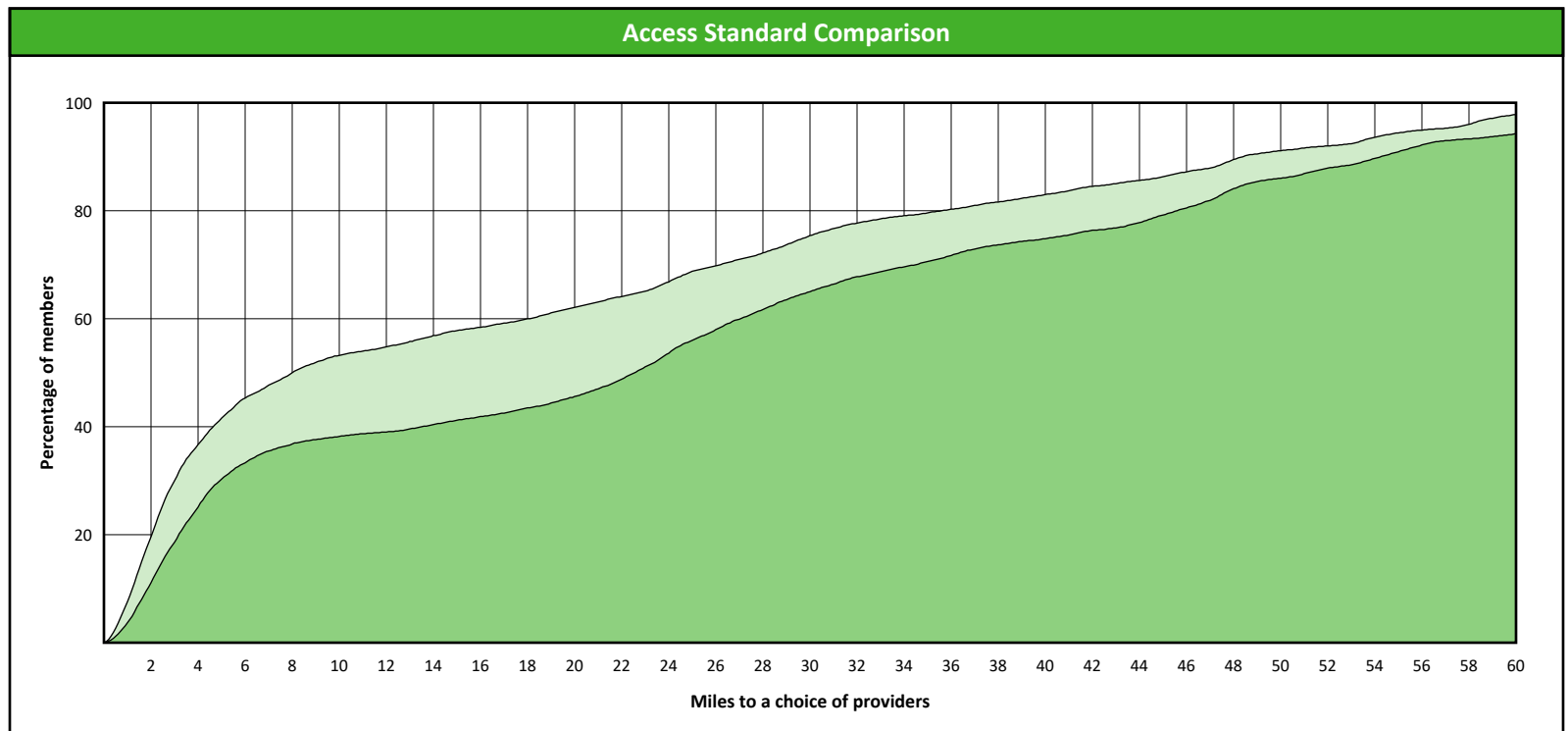
¹ The Access Standard is defined as (DWP Members) members accessing:

1 (DWP Orthodontist) provider in 60 miles and 60 minutes



Distances/Times

| | Average |
|---------------------------------------|-------------------------|
| Distance/Time to 1st closest provider | 18.0 miles 20.1 mins |
| Distance/Time to 2nd closest provider | 24.1 miles 27.4 mins |
| | |
| | |
| | |



Access Overview 60 Miles

April 26, 2023

Access Analysis

DWP Network

Member / Provider Groups

DWP Members

DWP Periodontist


Comparison Graph

Percent of members with access to a choice of providers over miles

- 1st closest
- 2nd closest

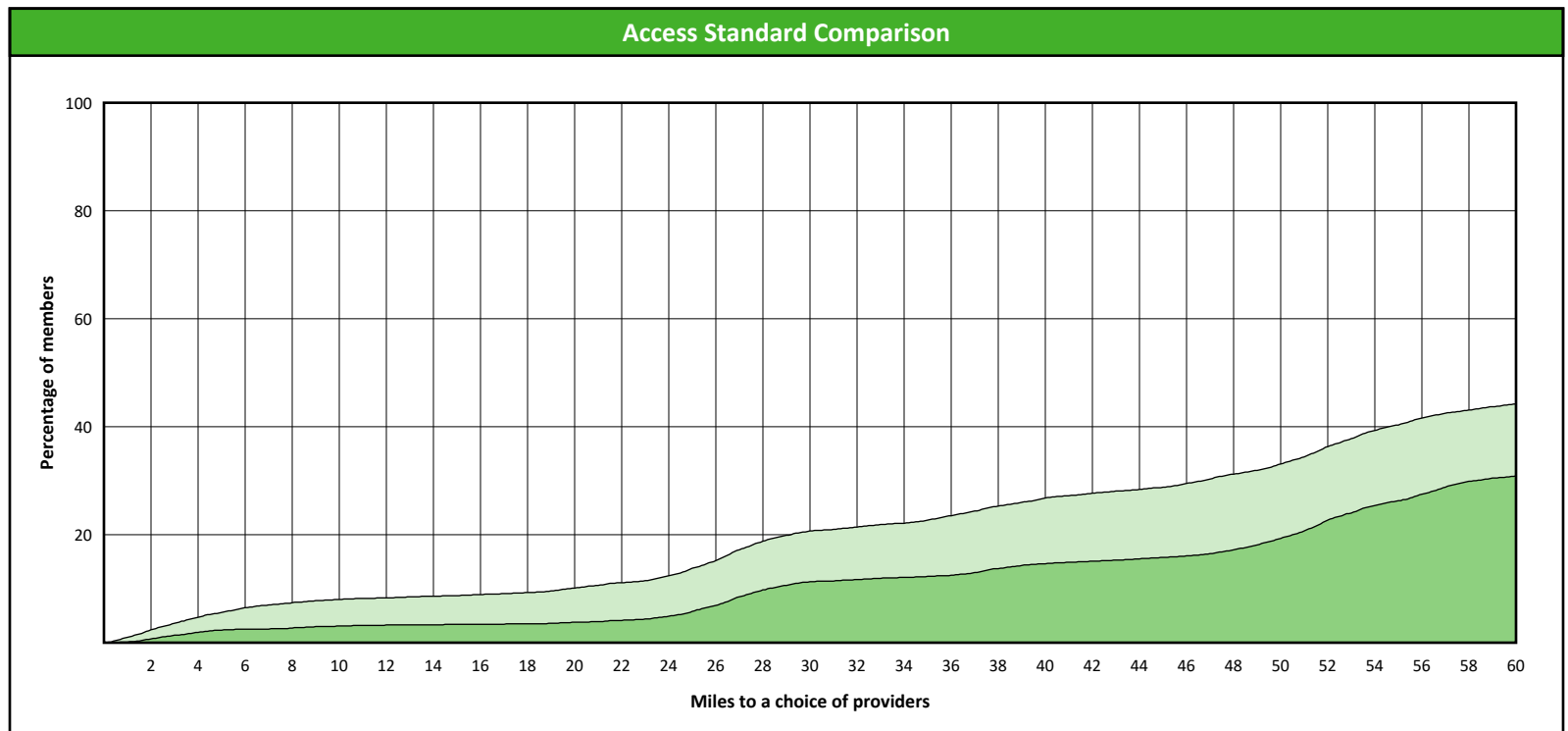
¹ The Access Standard is defined as (DWP Members) members accessing:

1 (DWP Periodontist) provider in 60 miles and 60 minutes



Distances/Times

| | Average |
|---------------------------------------|-------------------------|
| Distance/Time to 1st closest provider | 57.7 miles 74.3 mins |
| Distance/Time to 2nd closest provider | 67.9 miles 87.2 mins |
| | |
| | |
| | |



Access Overview 60 Miles

April 26, 2023

Access Analysis

DWP Network

Member / Provider Groups

DWP Members

DWP Prosthodontist


Comparison Graph

Percent of members with access to a choice of providers over miles

- 1st closest
- 2nd closest

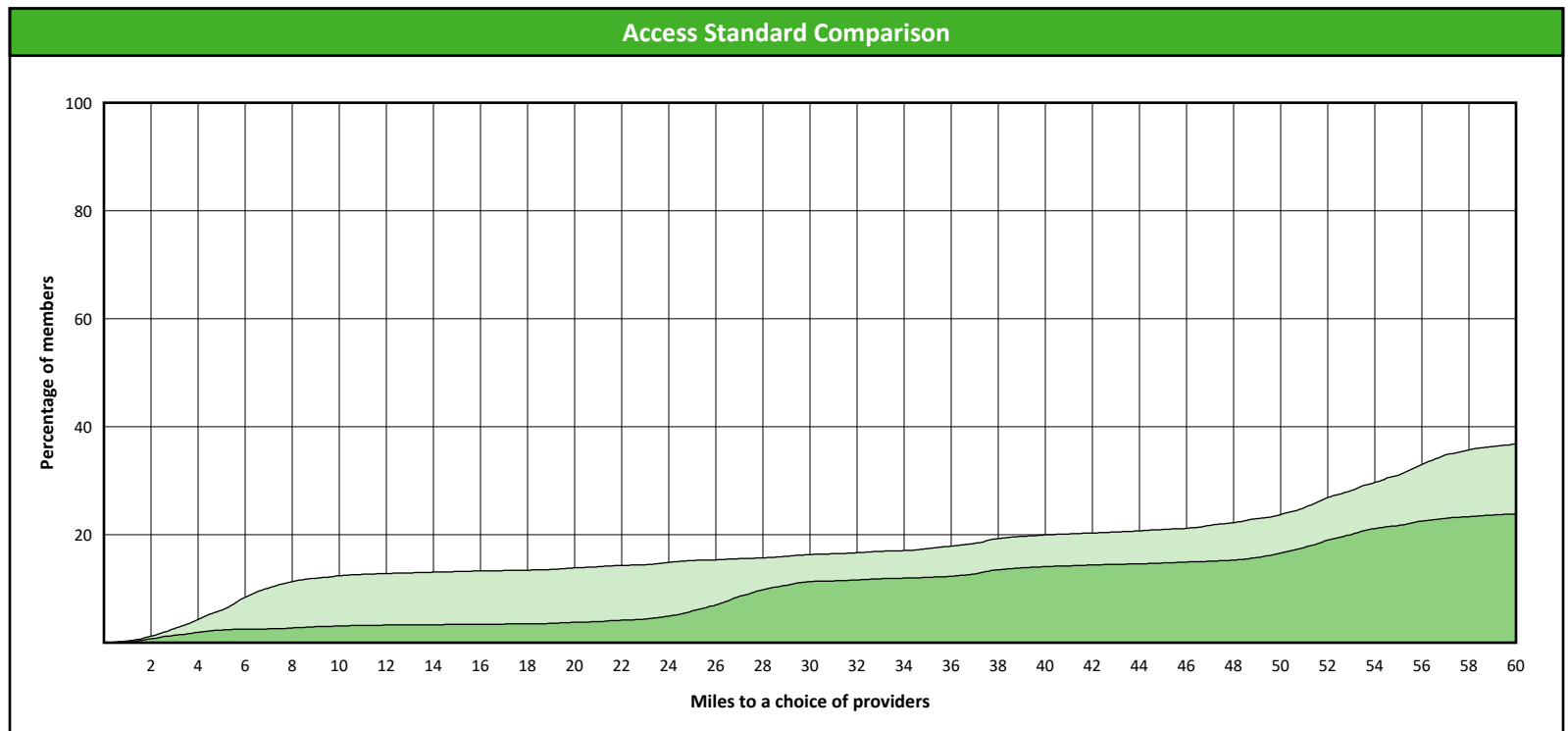
¹ The Access Standard is defined as (DWP Members) members accessing:

1 (DWP Prosthodontist) provider in 60 miles and 60 minutes



Distances/Times

| | Average |
|---------------------------------------|---------------------------|
| Distance/Time to 1st closest provider | 73.1 miles 99.0 mins |
| Distance/Time to 2nd closest provider | 106.9 miles 149.8 mins |
| | |
| | |
| | |



Access Overview 90 Miles

April 26, 2023

Access Analysis

DWP Network

Member / Provider Groups

DWP Members

DWP All Providers

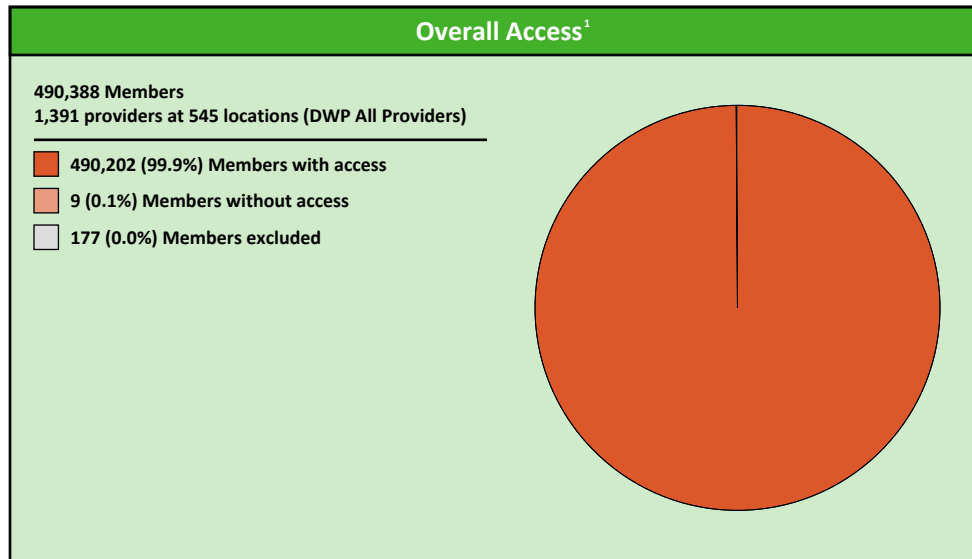
Comparison Graph

Percent of members with access to a choice of providers over miles

- 1st closest
- 2nd closest

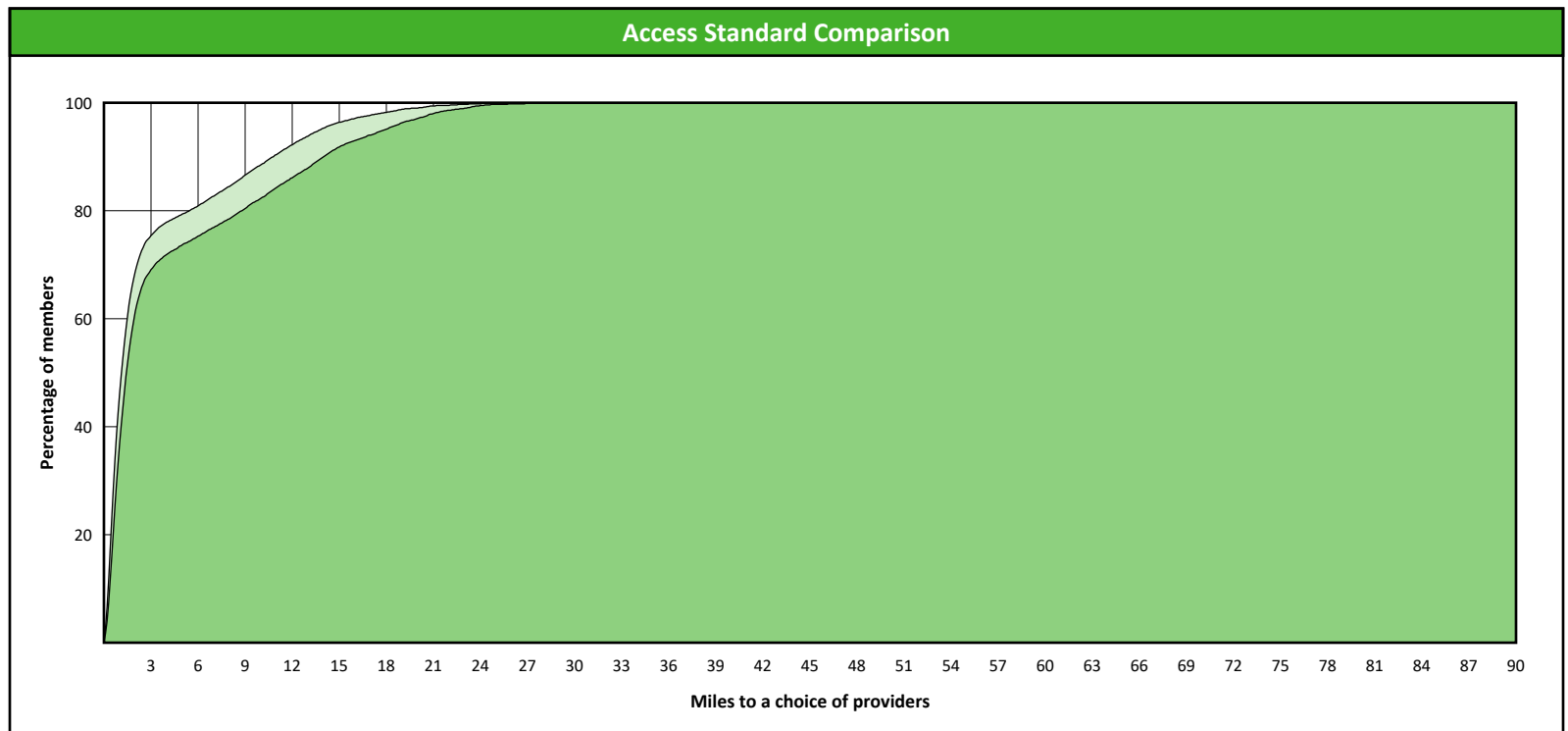
¹ The Access Standard is defined as (DWP Members) members accessing:

1 (DWP All Providers) provider in 90 miles and 90 minutes



Distances/Times

| | Average |
|---------------------------------------|-----------------------|
| Distance/Time to 1st closest provider | 3.3 miles 3.6 mins |
| Distance/Time to 2nd closest provider | 4.4 miles 4.9 mins |
| | |
| | |
| | |



Access Overview 90 Miles

April 26, 2023

Access Analysis

DWP Network

Member / Provider Groups

DWP Members

DWP General Dentist


Comparison Graph

Percent of members with access to a choice of providers over miles

- 1st closest
- 2nd closest

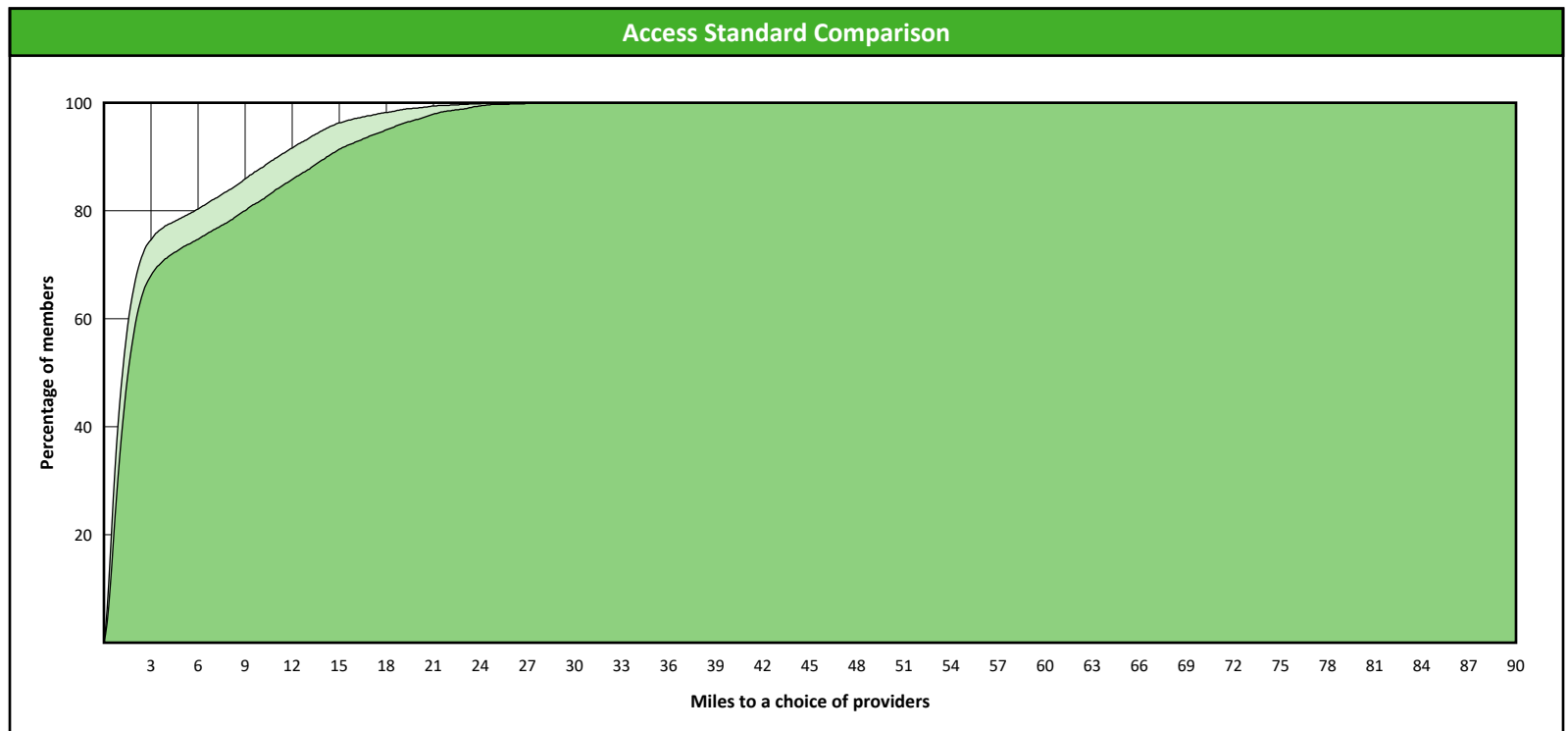
¹ The Access Standard is defined as (DWP Members) members accessing:

1 (DWP General Dentist) provider in 90 miles and 90 minutes



Distances/Times

| | Average |
|---------------------------------------|-----------------------|
| Distance/Time to 1st closest provider | 3.4 miles 3.7 mins |
| Distance/Time to 2nd closest provider | 4.5 miles 5.0 mins |
| | |
| | |
| | |



Access Overview 90 Miles

April 26, 2023

Access Analysis

DWP Network

Member / Provider Groups

DWP Members

DWP Oral Surgeon


Comparison Graph

Percent of members with access to a choice of providers over miles

- 1st closest
- 2nd closest

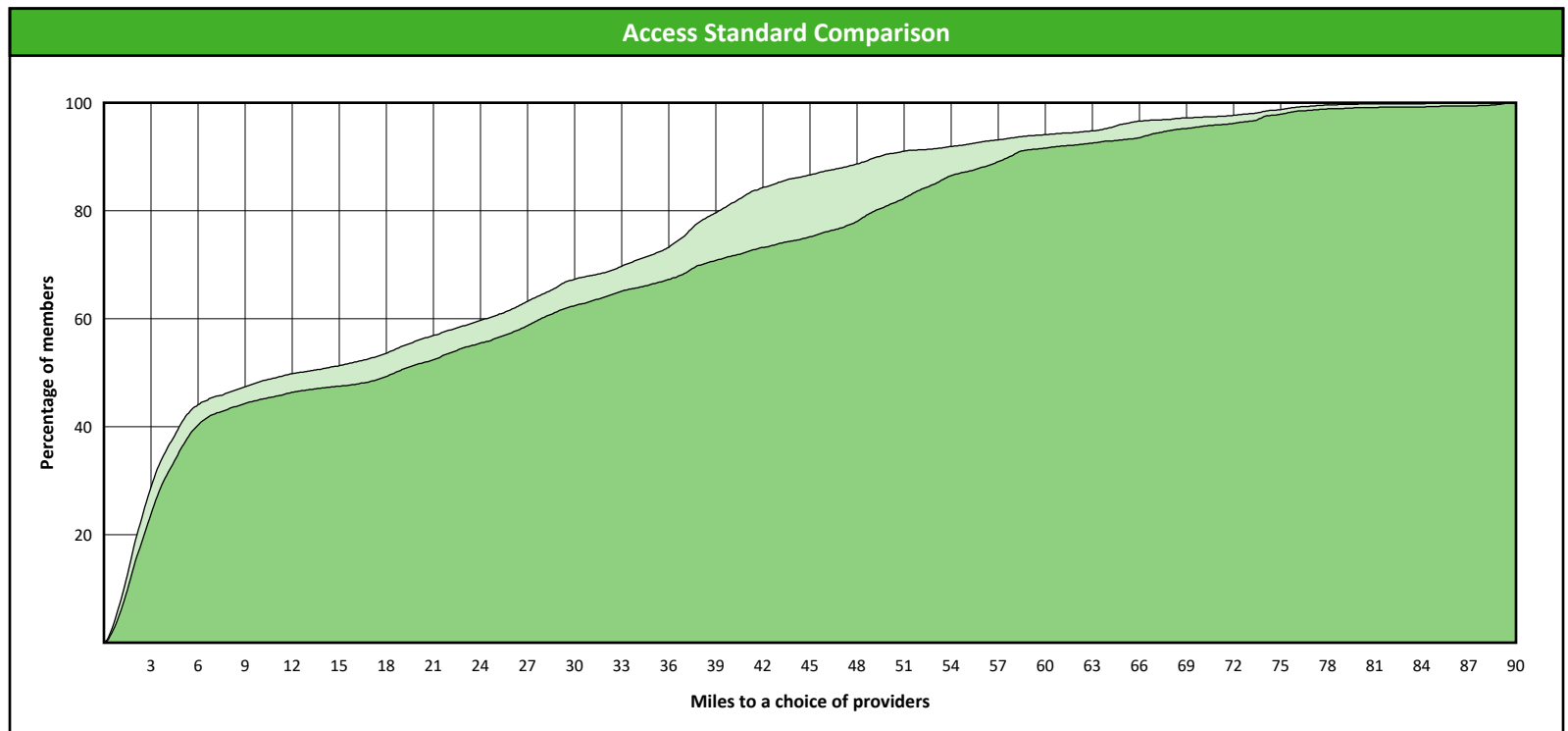
¹ The Access Standard is defined as (DWP Members) members accessing:

1 (DWP Oral Surgeon) provider in 90 miles and 90 minutes



Distances/Times

| | Average |
|---------------------------------------|-------------------------|
| Distance/Time to 1st closest provider | 20.8 miles 23.7 mins |
| Distance/Time to 2nd closest provider | 24.6 miles 28.6 mins |
| | |
| | |
| | |



Access Overview 90 Miles

April 26, 2023

Access Analysis

DWP Network

Member / Provider Groups

DWP Members

DWP Endodontist

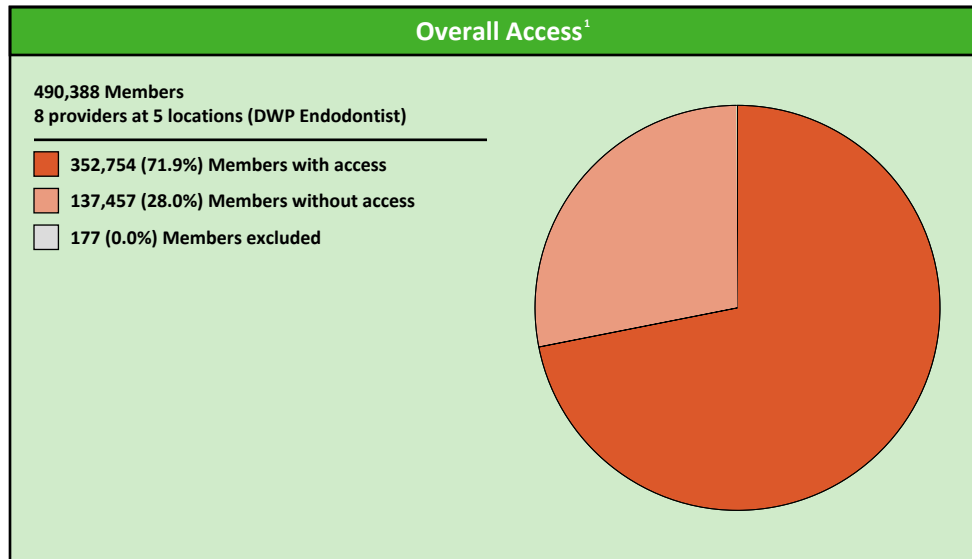
Comparison Graph

Percent of members with access to a choice of providers over miles

- 1st closest
- 2nd closest

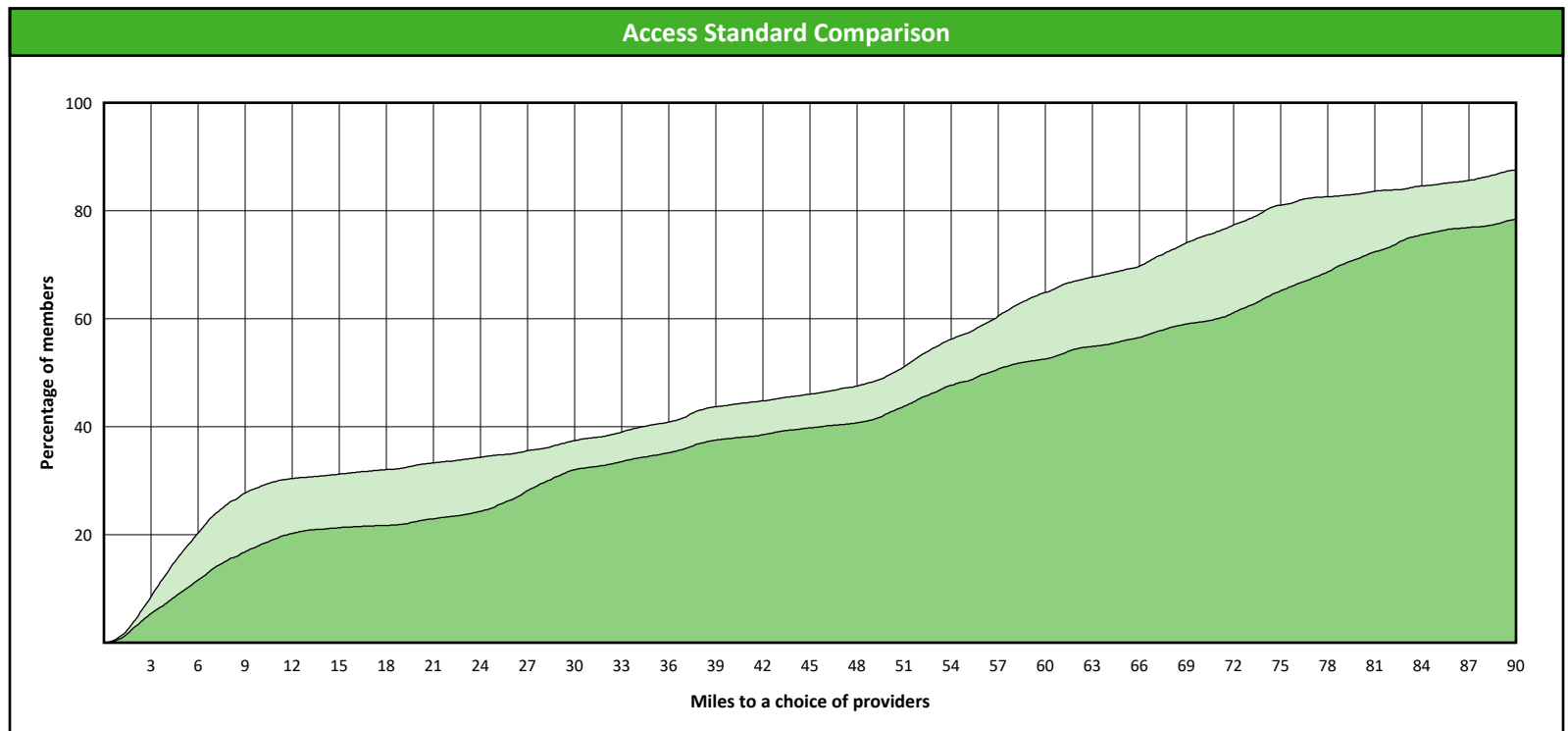
¹ The Access Standard is defined as (DWP Members) members accessing:

1 (DWP Endodontist) provider in 90 miles and 90 minutes



Distances/Times

| | Average |
|---------------------------------------|-------------------------|
| Distance/Time to 1st closest provider | 46.5 miles 62.2 mins |
| Distance/Time to 2nd closest provider | 60.0 miles 82.7 mins |
| | |
| | |
| | |



Access Overview 90 Miles

April 26, 2023

Access Analysis

DWP Network

Member / Provider Groups

DWP Members

DWP Orthodontist


Comparison Graph

Percent of members with access to a choice of providers over miles

- 1st closest
- 2nd closest

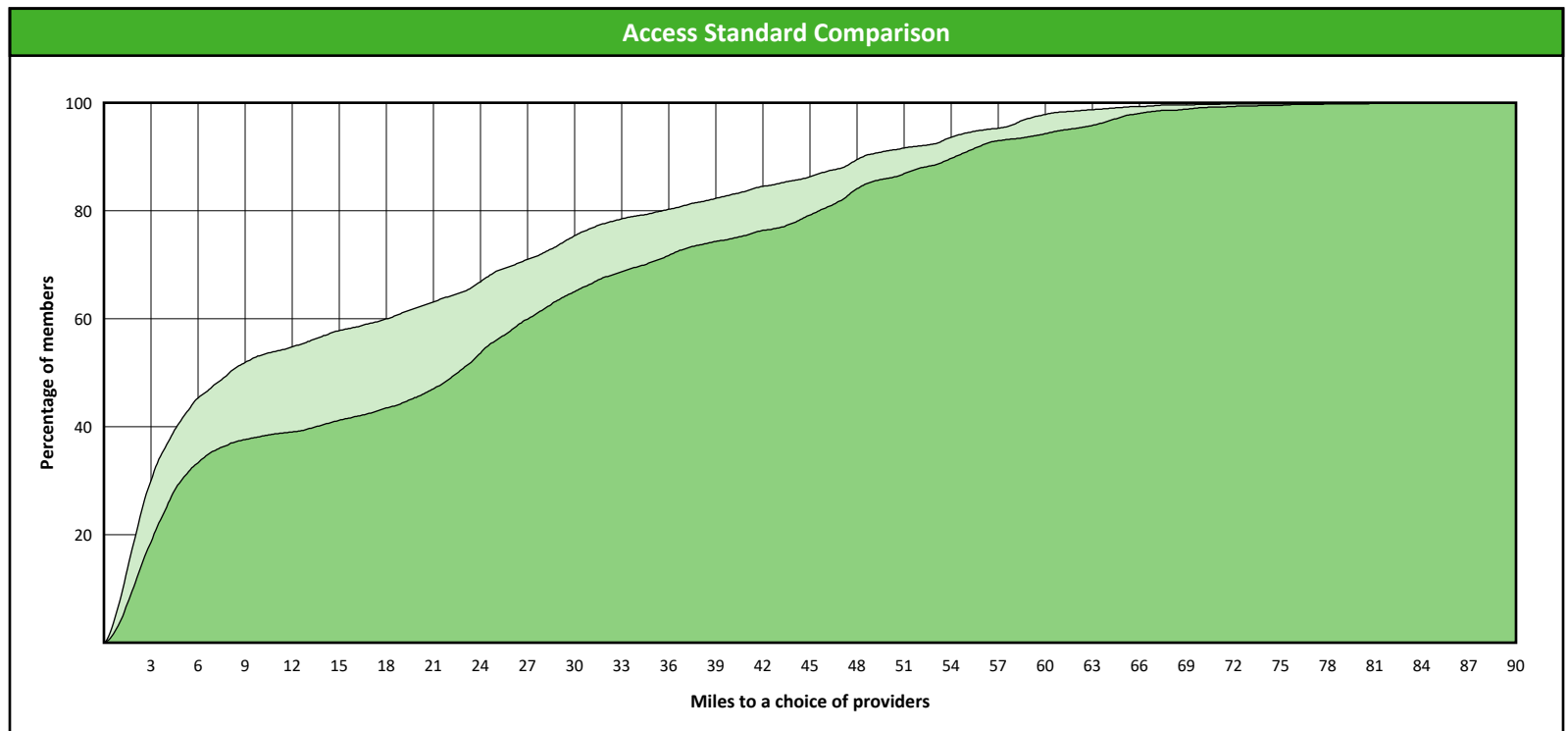
¹ The Access Standard is defined as (DWP Members) members accessing:

1 (DWP Orthodontist) provider in 90 miles and 90 minutes



Distances/Times

| | Average |
|---------------------------------------|-------------------------|
| Distance/Time to 1st closest provider | 18.0 miles 20.1 mins |
| Distance/Time to 2nd closest provider | 24.1 miles 27.4 mins |
| | |
| | |
| | |



Access Overview 90 Miles

April 26, 2023

Access Analysis

DWP Network

Member / Provider Groups

DWP Members

DWP Periodontist

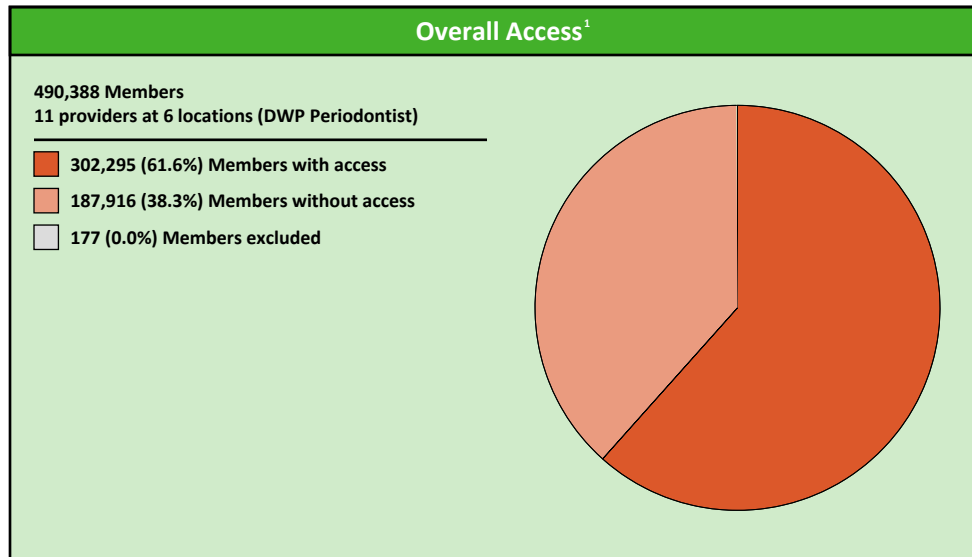
Comparison Graph

Percent of members with access to a choice of providers over miles

- 1st closest
- 2nd closest

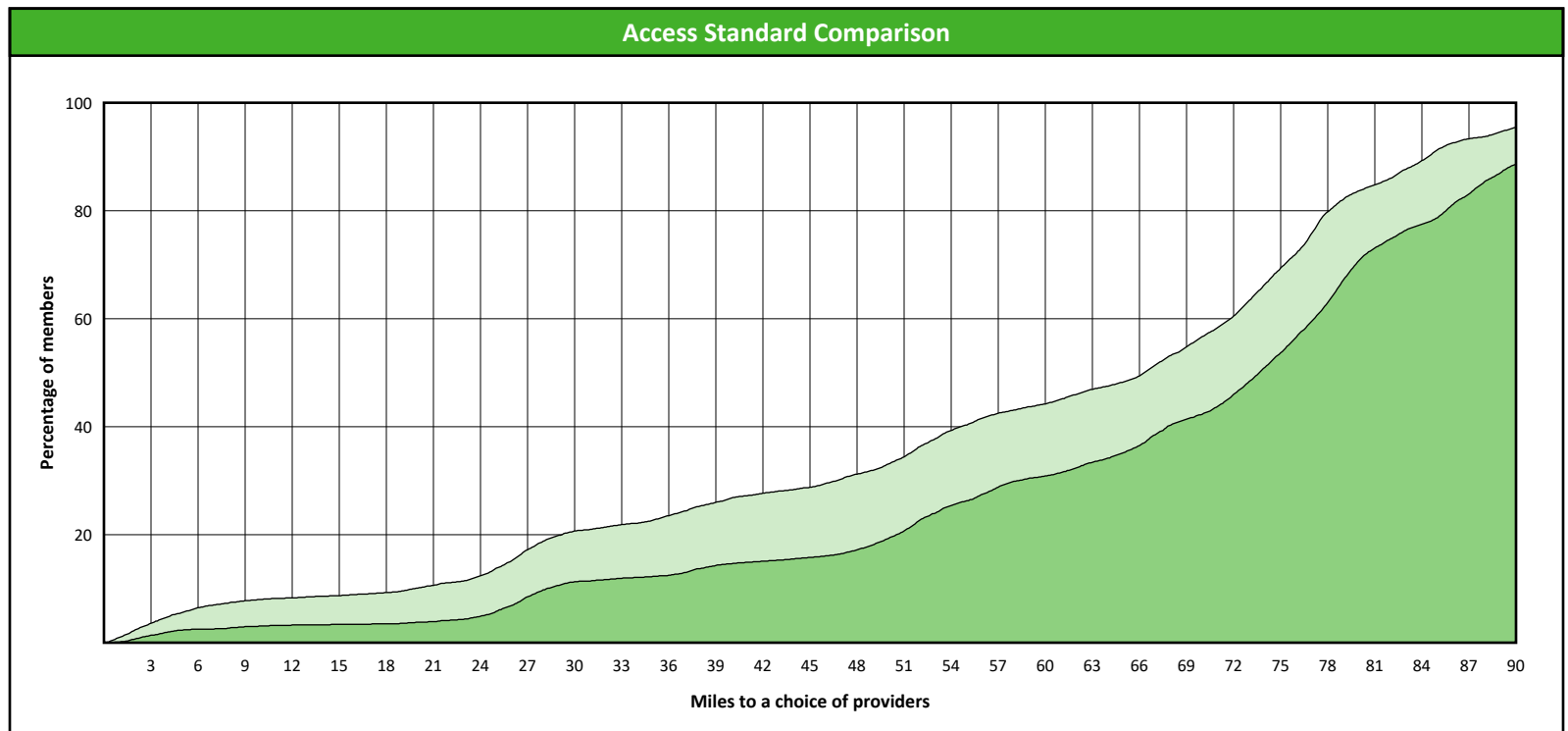
¹ The Access Standard is defined as (DWP Members) members accessing:

1 (DWP Periodontist) provider in 90 miles and 90 minutes



Distances/Times

| | Average |
|---------------------------------------|-------------------------|
| Distance/Time to 1st closest provider | 57.7 miles 74.3 mins |
| Distance/Time to 2nd closest provider | 67.9 miles 87.2 mins |
| | |
| | |
| | |



Access Overview 90 Miles

April 26, 2023

Access Analysis

DWP Network

Member / Provider Groups

DWP Members

DWP Prosthodontist


Comparison Graph

Percent of members with access to a choice of providers over miles

- 1st closest
- 2nd closest

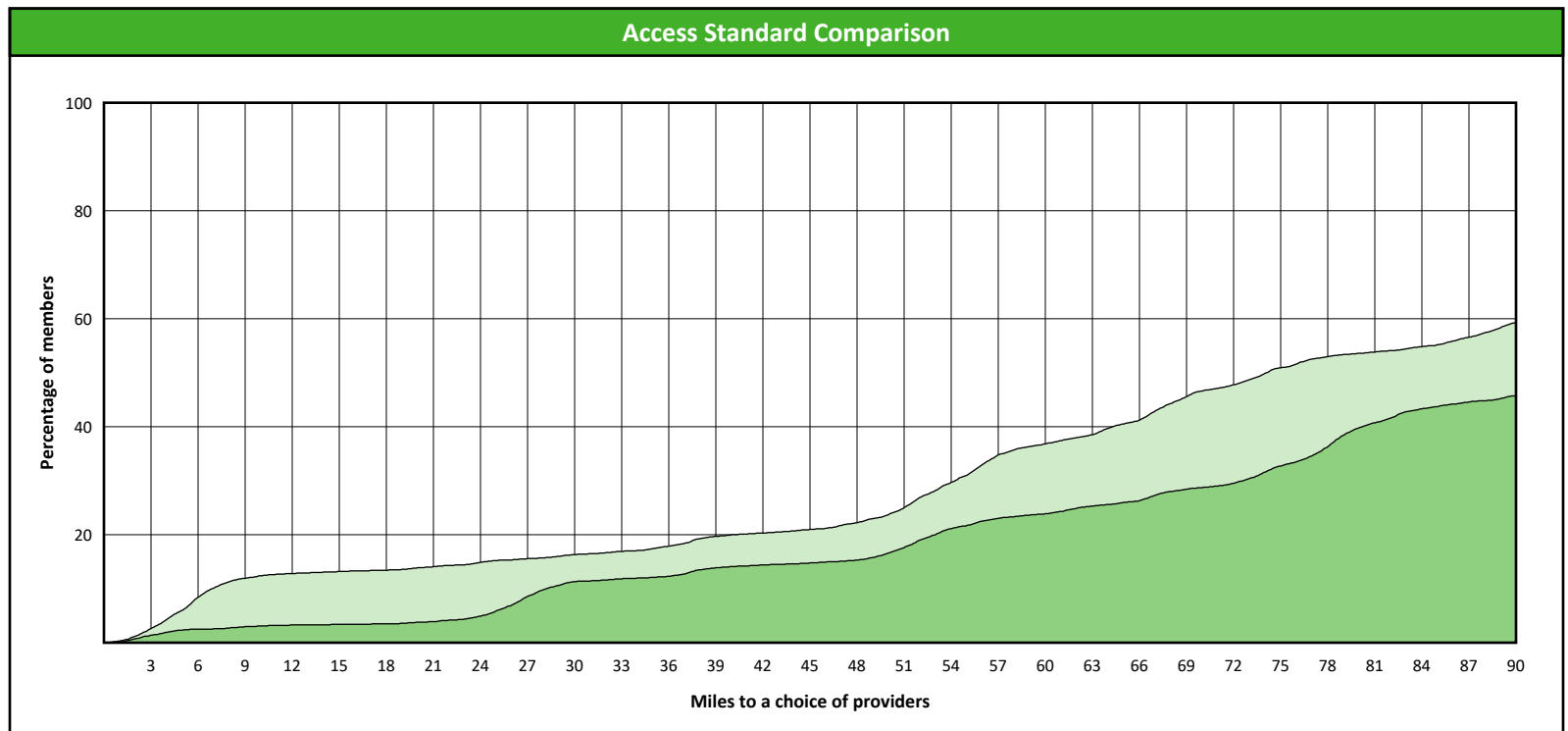
¹ The Access Standard is defined as (DWP Members) members accessing:

1 (DWP Prosthodontist) provider in 90 miles and 90 minutes



Distances/Times

| | Average |
|---------------------------------------|---------------------------|
| Distance/Time to 1st closest provider | 73.1 miles 99.0 mins |
| Distance/Time to 2nd closest provider | 106.9 miles 149.8 mins |
| | |
| | |
| | |



DWP General Dentist Access Map

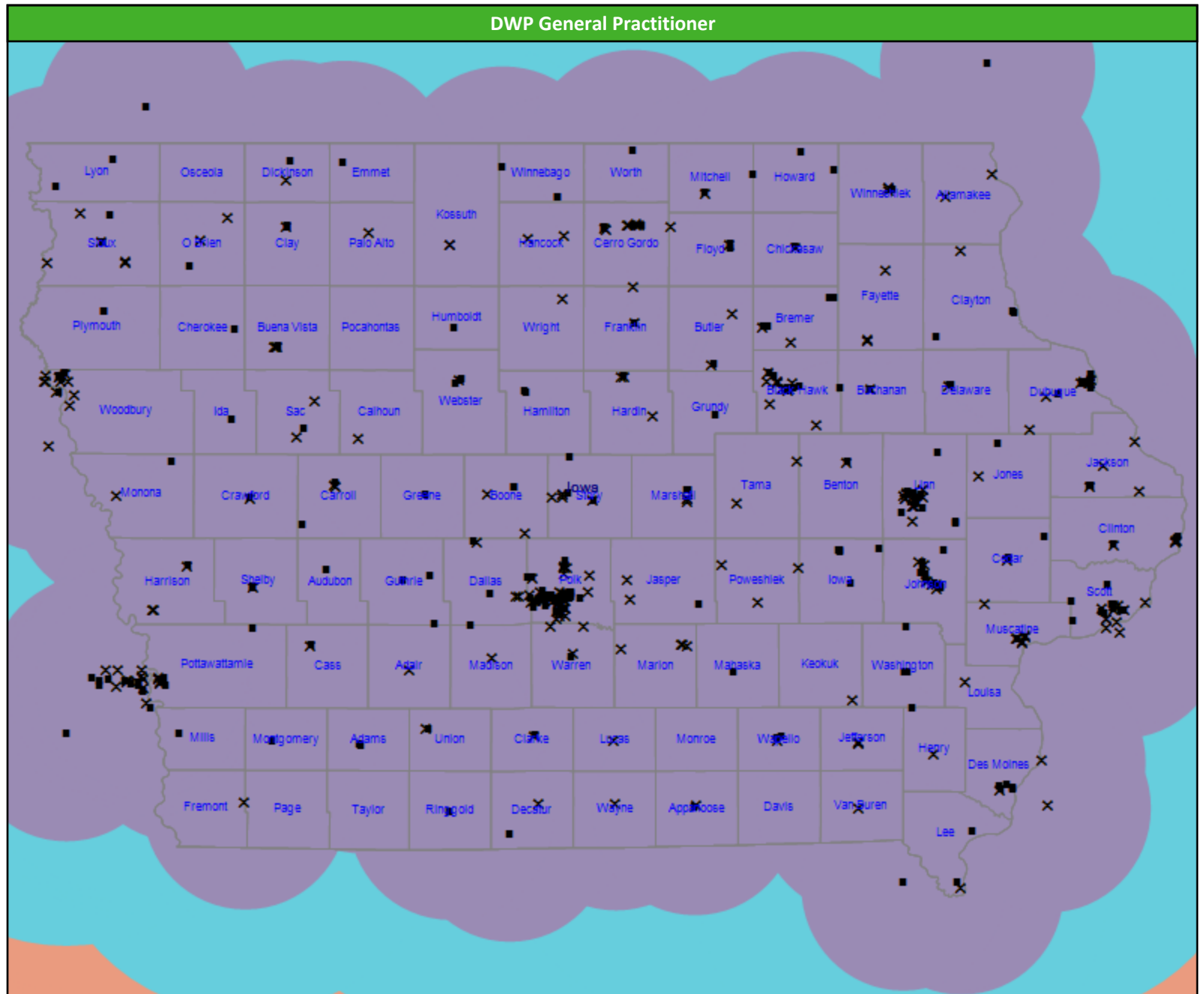
April 26, 2023

DWP General Dentist

1,103 providers at 479 locations

- Single providers (233)
- ✕ Multiple providers (246)
- 30 mile radius
- 60 mile radius
- 90 mile radius

41.42 miles



DWP Oral Surgeon Access Map

April 26, 2023

DWP Oral Surgeon

145 providers at 42 locations

- Single providers (13)
- ✕ Multiple providers (29)
- 30 mile radius
- 60 mile radius
- 90 mile radius

41.42 miles



DWP Endodontist Access Map

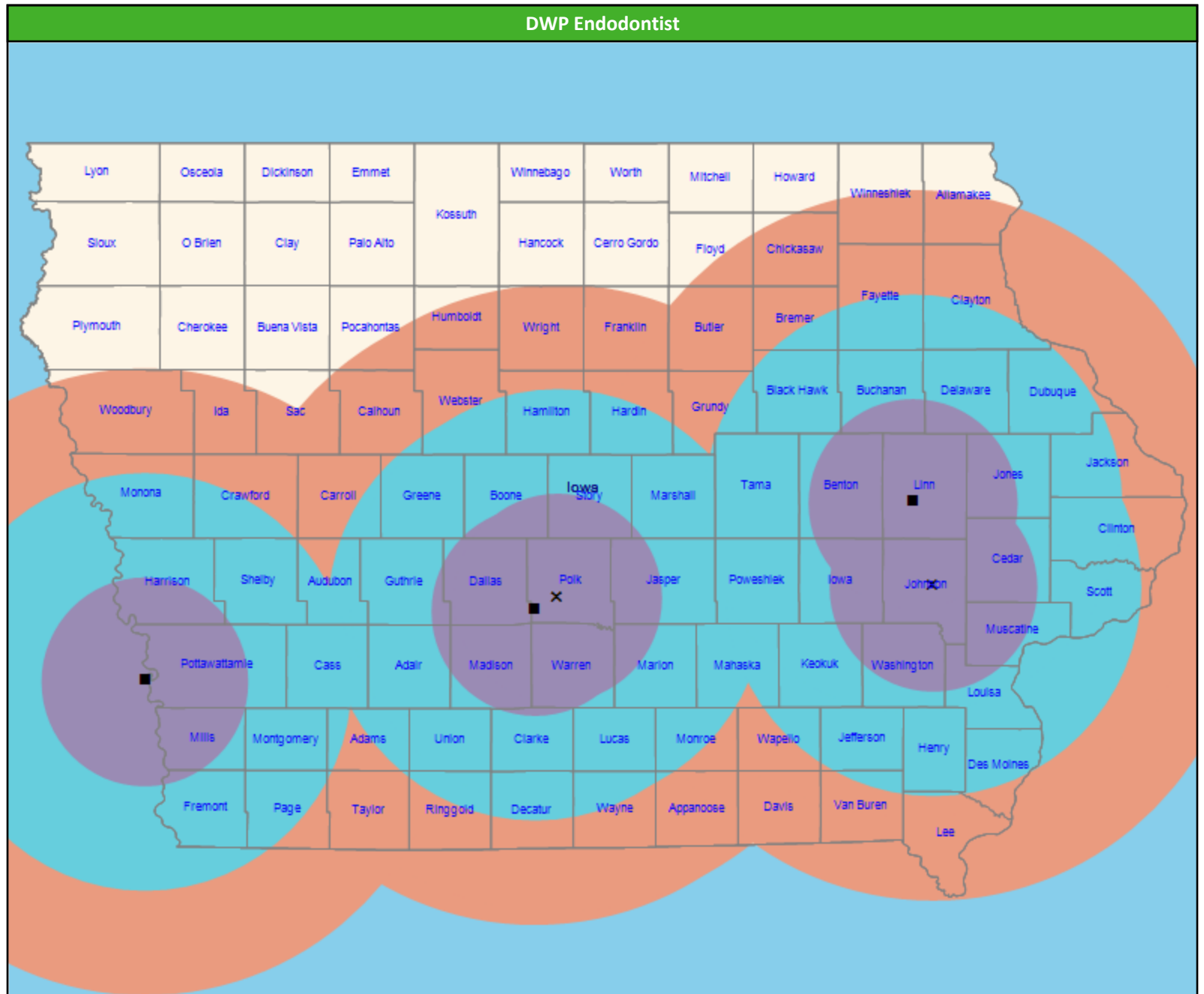
April 26, 2023

DWP Endodontist

8 providers at 5 locations

- Single providers (3)
- ✕ Multiple providers (2)
- 30 mile radius
- 60 mile radius
- 90 mile radius

41.42 miles



DWP Periodontist Access Map

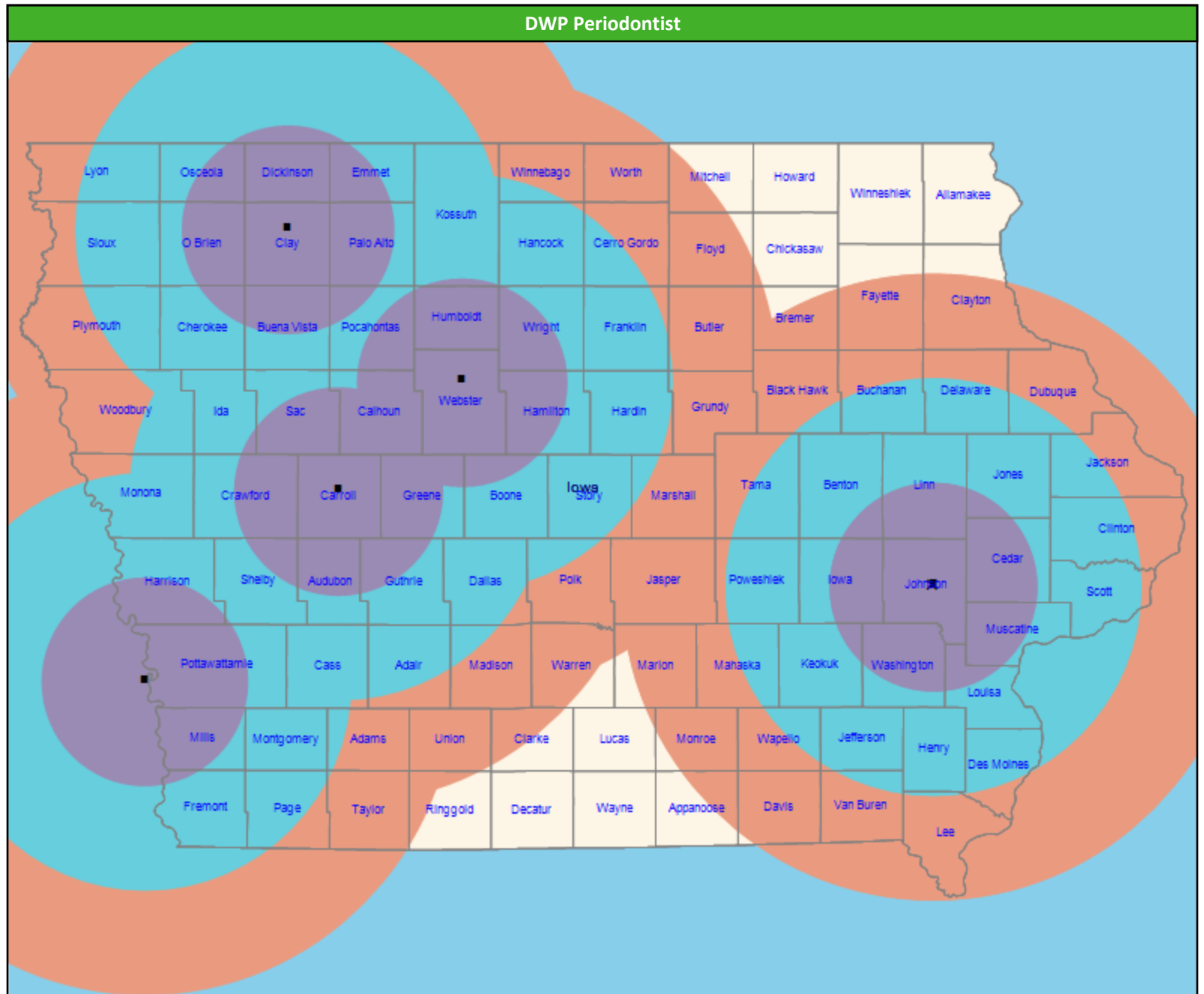
April 26, 2023

DWP Periodontist

11 providers at 6 locations

- Single providers (5)
- ✕ Multiple providers (1)
- 30 mile radius
- 60 mile radius
- 90 mile radius

41.42 miles



DWP Prosthodontist Access Map

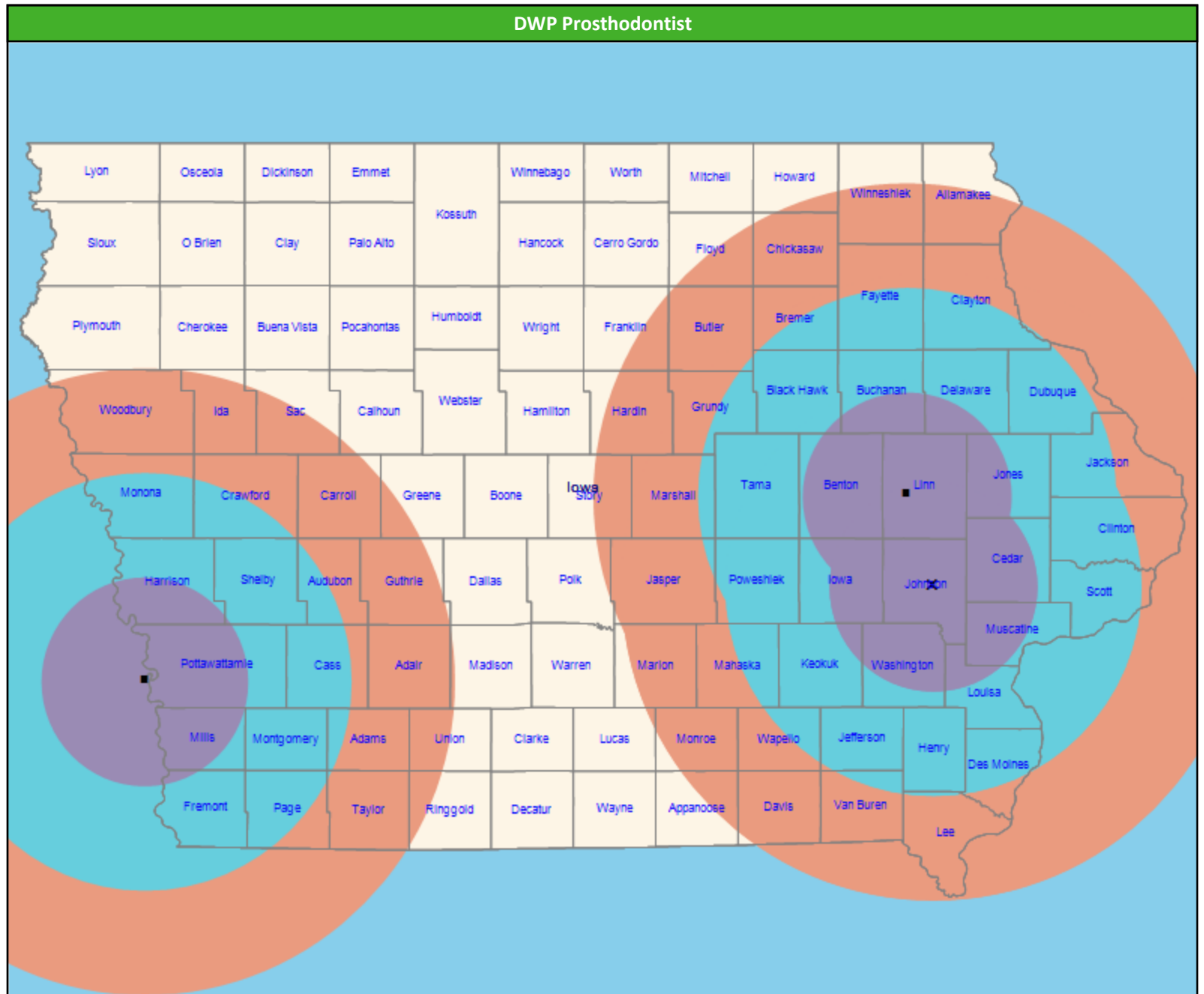
April 26, 2023

DWP Prosthodontist

22 providers at 4 locations

- Single providers (2)
- × Multiple providers (2)
- 30 mile radius
- 60 mile radius
- 90 mile radius

41.42 miles



DWP Orthodontist Access Map

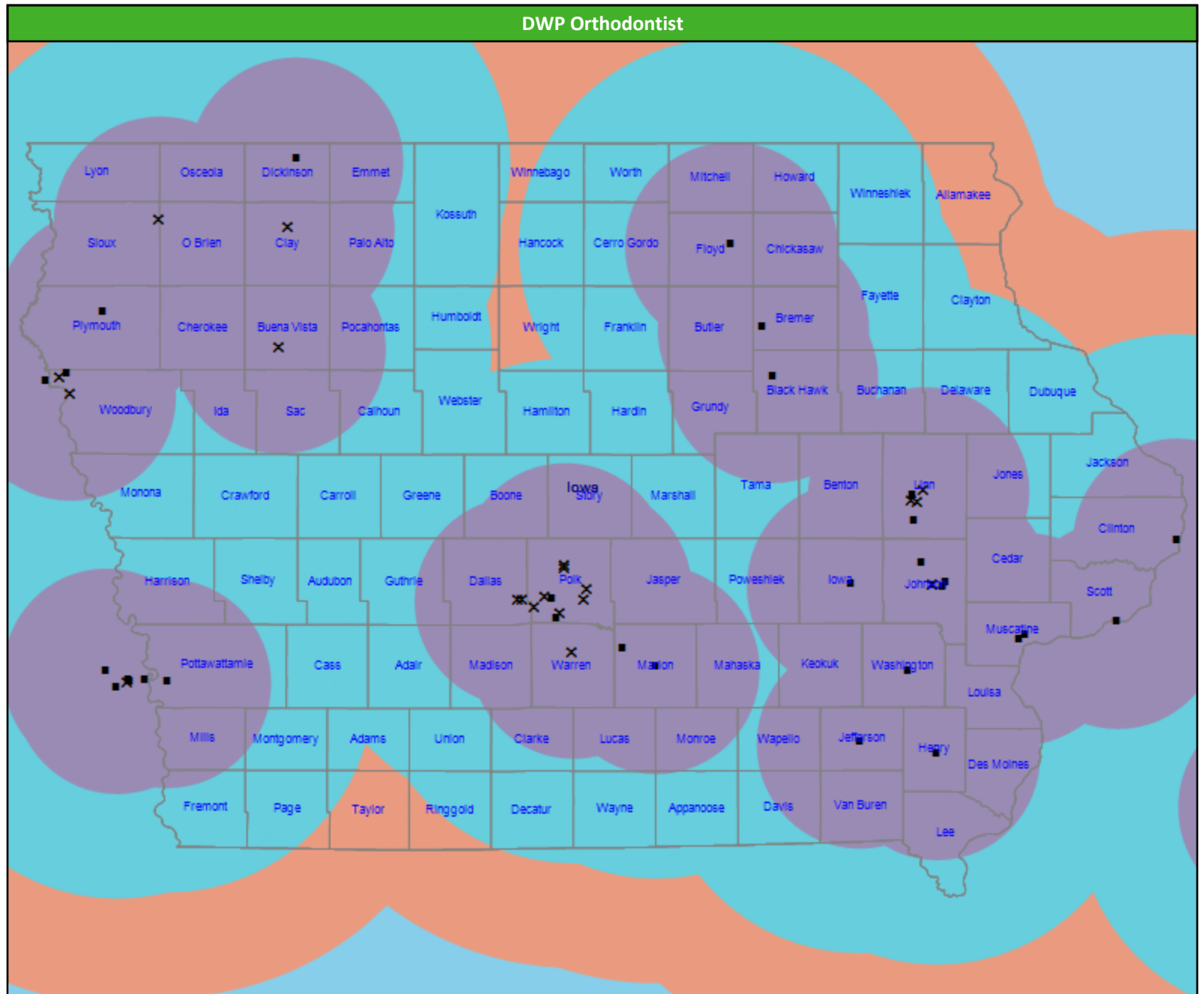
April 26, 2023

DWP Orthodontist

101 providers at 52 locations

- Single providers (31)
- ✕ Multiple providers (21)
- 30 mile radius
- 60 mile radius
- 90 mile radius

41.42 miles



Access Summary By State

April 26, 2023

Access Analysis

DWP Network

Member Group

DWP Members

Provider Group

- DWP All Providers
- DWP General Dentist
- DWP Oral Surgeon
- DWP Endodontist
- DWP Orthodontist
- DWP Periodontist
- DWP Prosthodontist

¹ Provider counts represent:

- P: Unique providers
- L: Unique provider locations

** These records have been excluded from the analysis because of invalid zip codes.

| All Members | | | | | | | | | | | | |
|-------------|---------|-------------------|------------------------|-------------|------|----------------|------|---------------------|-----|------------------|-------|--------------|
| Member | | Provider | | With Access | | Without Access | | Counts ¹ | | Average Distance | | Average Time |
| Group | # | Group | Standard | # | % | # | % | P | L | 1 | 2 | 1 |
| DWP Members | 490,211 | DWP All Providers | 1 in 30 miles and 3... | 490,135 | 99.9 | 76 | 0.1 | 1,391 | 545 | 3.3 | 4.4 | 3.6 |
| | | DWP General De... | 1 in 30 miles and 3... | 490,135 | 99.9 | 76 | 0.1 | 1,103 | 479 | 3.4 | 4.5 | 3.7 |
| | | DWP General De... | 1 in 60 miles and 6... | 490,202 | 99.9 | 9 | 0.1 | 1,103 | 479 | 3.4 | 4.5 | 3.7 |
| | | DWP General De... | 1 in 90 miles and 9... | 490,202 | 99.9 | 9 | 0.1 | 1,103 | 479 | 3.4 | 4.5 | 3.7 |
| | | DWP Oral Surgeon | 1 in 30 miles and 3... | 310,864 | 63.4 | 179,347 | 36.6 | 145 | 42 | 20.8 | 24.6 | 23.7 |
| | | DWP Oral Surgeon | 1 in 60 miles and 6... | 449,139 | 91.6 | 41,072 | 8.4 | 145 | 42 | 20.8 | 24.6 | 23.7 |
| | | DWP Oral Surgeon | 1 in 90 miles and 9... | 487,336 | 99.4 | 2,875 | 0.6 | 145 | 42 | 20.8 | 24.6 | 23.7 |
| | | DWP Endodontist | 1 in 30 miles and 3... | 166,817 | 34.0 | 323,394 | 66.0 | 8 | 5 | 46.5 | 60.0 | 62.2 |
| | | DWP Endodontist | 1 in 60 miles and 6... | 229,050 | 46.7 | 261,161 | 53.3 | 8 | 5 | 46.5 | 60.0 | 62.2 |
| | | DWP Endodontist | 1 in 90 miles and 9... | 352,754 | 72.0 | 137,457 | 28.0 | 8 | 5 | 46.5 | 60.0 | 62.2 |
| | | DWP Orthodontist | 1 in 30 miles and 3... | 349,922 | 71.4 | 140,289 | 28.6 | 101 | 52 | 18.0 | 24.1 | 20.1 |
| | | DWP Orthodontist | 1 in 60 miles and 6... | 461,340 | 94.1 | 28,871 | 5.9 | 101 | 52 | 18.0 | 24.1 | 20.1 |
| | | DWP Orthodontist | 1 in 90 miles and 9... | 490,182 | 99.9 | 29 | 0.1 | 101 | 52 | 18.0 | 24.1 | 20.1 |
| | | DWP Periodontist | 1 in 30 miles and 3... | 60,972 | 12.4 | 429,239 | 87.6 | 11 | 6 | 57.7 | 67.9 | 74.3 |
| | | DWP Periodontist | 1 in 60 miles and 6... | 158,684 | 32.4 | 331,527 | 67.6 | 11 | 6 | 57.7 | 67.9 | 74.3 |
| | | DWP Periodontist | 1 in 90 miles and 9... | 302,295 | 61.7 | 187,916 | 38.3 | 11 | 6 | 57.7 | 67.9 | 74.3 |
| | | DWP Prosthodo... | 1 in 30 miles and 3... | 72,232 | 14.7 | 417,979 | 85.3 | 22 | 4 | 73.1 | 106.9 | 99.0 |
| | | DWP Prosthodo... | 1 in 60 miles and 6... | 105,712 | 21.6 | 384,499 | 78.4 | 22 | 4 | 73.1 | 106.9 | 99.0 |
| | | DWP Prosthodo... | 1 in 90 miles and 9... | 201,418 | 41.1 | 288,793 | 58.9 | 22 | 4 | 73.1 | 106.9 | 99.0 |

| Key Geographic Areas | | | | | | | | | | |
|----------------------|---------|---------------------|---------------------------|-------------|-------|----------------|------|------------------|------|--------------|
| State Name | Member | Provider | | With Access | | Without Access | | Average Distance | | Average Time |
| | # | Group | Standard | # | % | # | % | 1 | 2 | 1 |
| Iowa | 490,188 | DWP All Providers | 1 in 30 miles and 30 mins | 490,125 | 99.9 | 63 | 0.1 | 3.2 | 4.4 | 3.6 |
| | | DWP General Dentist | 1 in 30 miles and 30 mins | 490,125 | 99.9 | 63 | 0.1 | 3.4 | 4.5 | 3.7 |
| | | DWP General Dentist | 1 in 60 miles and 60 mins | 490,188 | 100.0 | 0 | 0.0 | 3.4 | 4.5 | 3.7 |
| | | DWP General Dentist | 1 in 90 miles and 90 mins | 490,188 | 100.0 | 0 | 0.0 | 3.4 | 4.5 | 3.7 |
| | | DWP Oral Surgeon | 1 in 30 miles and 30 mins | 310,861 | 63.4 | 179,327 | 36.6 | 20.8 | 24.6 | 23.7 |
| | | DWP Oral Surgeon | 1 in 60 miles and 60 mins | 449,128 | 91.6 | 41,060 | 8.4 | 20.8 | 24.6 | 23.7 |
| | | DWP Oral Surgeon | 1 in 90 miles and 90 mins | 487,322 | 99.4 | 2,866 | 0.6 | 20.8 | 24.6 | 23.7 |
| | | DWP Endodontist | 1 in 30 miles and 30 mins | 166,816 | 34.0 | 323,372 | 66.0 | 46.5 | 60.0 | 62.2 |
| | | DWP Endodontist | 1 in 60 miles and 60 mins | 229,049 | 46.7 | 261,139 | 53.3 | 46.5 | 60.0 | 62.2 |
| | | DWP Endodontist | 1 in 90 miles and 90 mins | 352,752 | 72.0 | 137,436 | 28.0 | 46.5 | 60.0 | 62.2 |
| | | DWP Orthodontist | 1 in 30 miles and 30 mins | 349,920 | 71.4 | 140,268 | 28.6 | 17.9 | 24.1 | 20.1 |
| | | DWP Orthodontist | 1 in 60 miles and 60 mins | 461,331 | 94.1 | 28,857 | 5.9 | 17.9 | 24.1 | 20.1 |
| | | DWP Orthodontist | 1 in 90 miles and 90 mins | 490,169 | 99.9 | 19 | 0.1 | 17.9 | 24.1 | 20.1 |
| | | DWP Periodontist | 1 in 30 miles and 30 mins | 60,971 | 12.4 | 429,217 | 87.6 | 57.7 | 67.9 | 74.2 |
| | | DWP Periodontist | 1 in 60 miles and 60 mins | 158,683 | 32.4 | 331,505 | 67.6 | 57.7 | 67.9 | 74.2 |
| | | DWP Periodontist | 1 in 90 miles and 90 mins | 302,289 | 61.7 | 187,899 | 38.3 | 57.7 | 67.9 | 74.2 |

Access Summary By City

April 26, 2023

Access Analysis

DWP Network

Member Group

DWP Members

Provider Group

- DWP All Providers
- DWP General Dentist
- DWP Oral Surgeon
- DWP Endodontist
- DWP Orthodontist
- DWP Periodontist
- DWP Prosthodontist

¹ Provider counts represent:

P: Unique providers

L: Unique provider locations

** These records have been excluded from the analysis because of invalid zip codes.

| All Members | | | | | | | | | | | | |
|-------------|---------|-------------------|------------------------|-------------|------|----------------|------|---------------------|-----|------------------|-------|--------------|
| Member | | Provider | | With Access | | Without Access | | Counts ¹ | | Average Distance | | Average Time |
| Group | # | Group | Standard | # | % | # | % | P | L | 1 | 2 | 1 |
| DWP Members | 490,211 | DWP All Providers | 1 in 30 miles and 3... | 490,135 | 99.9 | 76 | 0.1 | 1,391 | 545 | 3.3 | 4.4 | 3.6 |
| | | DWP General De... | 1 in 30 miles and 3... | 490,135 | 99.9 | 76 | 0.1 | 1,103 | 479 | 3.4 | 4.5 | 3.7 |
| | | DWP General De... | 1 in 60 miles and 6... | 490,202 | 99.9 | 9 | 0.1 | 1,103 | 479 | 3.4 | 4.5 | 3.7 |
| | | DWP General De... | 1 in 90 miles and 9... | 490,202 | 99.9 | 9 | 0.1 | 1,103 | 479 | 3.4 | 4.5 | 3.7 |
| | | DWP Oral Surgeon | 1 in 30 miles and 3... | 310,864 | 63.4 | 179,347 | 36.6 | 145 | 42 | 20.8 | 24.6 | 23.7 |
| | | DWP Oral Surgeon | 1 in 60 miles and 6... | 449,139 | 91.6 | 41,072 | 8.4 | 145 | 42 | 20.8 | 24.6 | 23.7 |
| | | DWP Oral Surgeon | 1 in 90 miles and 9... | 487,336 | 99.4 | 2,875 | 0.6 | 145 | 42 | 20.8 | 24.6 | 23.7 |
| | | DWP Endodontist | 1 in 30 miles and 3... | 166,817 | 34.0 | 323,394 | 66.0 | 8 | 5 | 46.5 | 60.0 | 62.2 |
| | | DWP Endodontist | 1 in 60 miles and 6... | 229,050 | 46.7 | 261,161 | 53.3 | 8 | 5 | 46.5 | 60.0 | 62.2 |
| | | DWP Endodontist | 1 in 90 miles and 9... | 352,754 | 72.0 | 137,457 | 28.0 | 8 | 5 | 46.5 | 60.0 | 62.2 |
| | | DWP Orthodontist | 1 in 30 miles and 3... | 349,922 | 71.4 | 140,289 | 28.6 | 101 | 52 | 18.0 | 24.1 | 20.1 |
| | | DWP Orthodontist | 1 in 60 miles and 6... | 461,340 | 94.1 | 28,871 | 5.9 | 101 | 52 | 18.0 | 24.1 | 20.1 |
| | | DWP Orthodontist | 1 in 90 miles and 9... | 490,182 | 99.9 | 29 | 0.1 | 101 | 52 | 18.0 | 24.1 | 20.1 |
| | | DWP Periodontist | 1 in 30 miles and 3... | 60,972 | 12.4 | 429,239 | 87.6 | 11 | 6 | 57.7 | 67.9 | 74.3 |
| | | DWP Periodontist | 1 in 60 miles and 6... | 158,684 | 32.4 | 331,527 | 67.6 | 11 | 6 | 57.7 | 67.9 | 74.3 |
| | | DWP Periodontist | 1 in 90 miles and 9... | 302,295 | 61.7 | 187,916 | 38.3 | 11 | 6 | 57.7 | 67.9 | 74.3 |
| | | DWP Prosthodo... | 1 in 30 miles and 3... | 72,232 | 14.7 | 417,979 | 85.3 | 22 | 4 | 73.1 | 106.9 | 99.0 |
| | | DWP Prosthodo... | 1 in 60 miles and 6... | 105,712 | 21.6 | 384,499 | 78.4 | 22 | 4 | 73.1 | 106.9 | 99.0 |
| | | DWP Prosthodo... | 1 in 90 miles and 9... | 201,418 | 41.1 | 288,793 | 58.9 | 22 | 4 | 73.1 | 106.9 | 99.0 |

| Key Geographic Areas | | | | | | | | | | |
|----------------------|--------|---------------------|---------------------------|-------------|-------|----------------|------|------------------|------|--------------|
| City | Member | Provider | | With Access | | Without Access | | Average Distance | | Average Time |
| | # | Group | Standard | # | % | # | % | 1 | 2 | 1 |
| Des Moines, IA | 52,686 | DWP All Providers | 1 in 30 miles and 30 mins | 52,686 | 100.0 | 0 | 0.0 | 0.9 | 1.0 | 1.3 |
| | | DWP General Dentist | 1 in 30 miles and 30 mins | 52,686 | 100.0 | 0 | 0.0 | 0.9 | 1.1 | 1.3 |
| | | DWP General Dentist | 1 in 60 miles and 60 mins | 52,686 | 100.0 | 0 | 0.0 | 0.9 | 1.1 | 1.3 |
| | | DWP General Dentist | 1 in 90 miles and 90 mins | 52,686 | 100.0 | 0 | 0.0 | 0.9 | 1.1 | 1.3 |
| | | DWP Oral Surgeon | 1 in 30 miles and 30 mins | 52,666 | 99.9 | 20 | 0.1 | 3.2 | 3.2 | 4.6 |
| | | DWP Oral Surgeon | 1 in 60 miles and 60 mins | 52,679 | 99.9 | 7 | 0.1 | 3.2 | 3.2 | 4.6 |
| | | DWP Oral Surgeon | 1 in 90 miles and 90 mins | 52,683 | 99.9 | 3 | 0.1 | 3.2 | 3.2 | 4.6 |
| | | DWP Endodontist | 1 in 30 miles and 30 mins | 52,658 | 99.9 | 28 | 0.1 | 4.3 | 4.3 | 7.5 |
| | | DWP Endodontist | 1 in 60 miles and 60 mins | 52,662 | 99.9 | 24 | 0.1 | 4.3 | 4.3 | 7.5 |
| | | DWP Endodontist | 1 in 90 miles and 90 mins | 52,672 | 99.9 | 14 | 0.1 | 4.3 | 4.3 | 7.5 |
| | | DWP Orthodontist | 1 in 30 miles and 30 mins | 52,668 | 99.9 | 18 | 0.1 | 3.0 | 3.6 | 4.7 |
| | | DWP Orthodontist | 1 in 60 miles and 60 mins | 52,680 | 99.9 | 6 | 0.1 | 3.0 | 3.6 | 4.7 |
| | | DWP Orthodontist | 1 in 90 miles and 90 mins | 52,686 | 100.0 | 0 | 0.0 | 3.0 | 3.6 | 4.7 |
| | | DWP Periodontist | 1 in 30 miles and 30 mins | 7 | 0.1 | 52,679 | 99.9 | 74.2 | 77.2 | 96.5 |
| | | DWP Periodontist | 1 in 60 miles and 60 mins | 10 | 0.1 | 52,676 | 99.9 | 74.2 | 77.2 | 96.5 |
| | | DWP Periodontist | 1 in 90 miles and 90 mins | 14,736 | 28.0 | 37,950 | 72.0 | 74.2 | 77.2 | 96.5 |