

Network Access Analysis

Dental Wellness Plan SFY2022 Q2

Delta Dental of Iowa

February 18, 2022

Contents

Report Contents

Access Overview 30 Miles	3
<i>DWP Members: DWP All Providers, DWP Members: DWP General Dentist, DWP Members: DWP Oral Surgeon, DWP Members: DWP Endodontist, DWP Members: DWP Orthodontist, DWP Members: DWP Periodontist, DWP Members: DWP Prosthodontist</i>	
Access Overview 60 Miles	10
<i>DWP Members: DWP All Providers, DWP Members: DWP General Dentist, DWP Members: DWP Oral Surgeon, DWP Members: DWP Endodontist, DWP Members: DWP Orthodontist, DWP Members: DWP Periodontist, DWP Members: DWP Prosthodontist</i>	
Access Overview 90 Miles	17
<i>DWP Members: DWP All Providers, DWP Members: DWP General Dentist, DWP Members: DWP Oral Surgeon, DWP Members: DWP Endodontist, DWP Members: DWP Orthodontist, DWP Members: DWP Periodontist, DWP Members: DWP Prosthodontist</i>	
DWP General Dentist Access Map	24
DWP Oral Surgeon Access Map	25
DWP Endodontist Access Map	26
DWP Periodontist Access Map	27
DWP Prosthodontist Access Map	28
DWP Orthodontist Access Map	29
Access Summary By State	30
<i>DWP Members: DWP General Dentist, DWP Members: DWP General Dentist, DWP Members: DWP General Dentist, DWP Members: DWP Oral Surgeon, DWP Members: DWP Oral Surgeon, DWP Members: DWP Oral Surgeon, DWP Members: DWP Endodontist, DWP Members: DWP Endodontist, DWP Members: DWP Endodontist, DWP Members: DWP Periodontist, DWP Members: DWP Periodontist, DWP Members: DWP Periodontist, DWP Members: DWP Prosthodontist, DWP Members: DWP Prosthodontist, DWP Members: DWP Prosthodontist, DWP Members: DWP Orthodontist, DWP Members: DWP Orthodontist, DWP Members: DWP Orthodontist, DWP Members: DWP All Providers</i>	
Access Summary By City	31
<i>DWP Members: DWP General Dentist, DWP Members: DWP General Dentist, DWP Members: DWP General Dentist, DWP Members: DWP Oral Surgeon, DWP Members: DWP Oral Surgeon, DWP Members: DWP Oral Surgeon, DWP Members: DWP Endodontist, DWP Members: DWP Endodontist, DWP Members: DWP Endodontist, DWP Members: DWP Periodontist, DWP Members: DWP Periodontist, DWP Members: DWP Periodontist, DWP Members: DWP Prosthodontist, DWP Members: DWP Prosthodontist, DWP Members: DWP Prosthodontist, DWP Members: DWP Orthodontist, DWP Members: DWP Orthodontist, DWP Members: DWP Orthodontist, DWP Members: DWP All Providers</i>	

Access Overview 30 Miles All Providers

February 18, 2022

Access Analysis

DWP Network

Member / Provider Groups

DWP Members

DWP All Providers

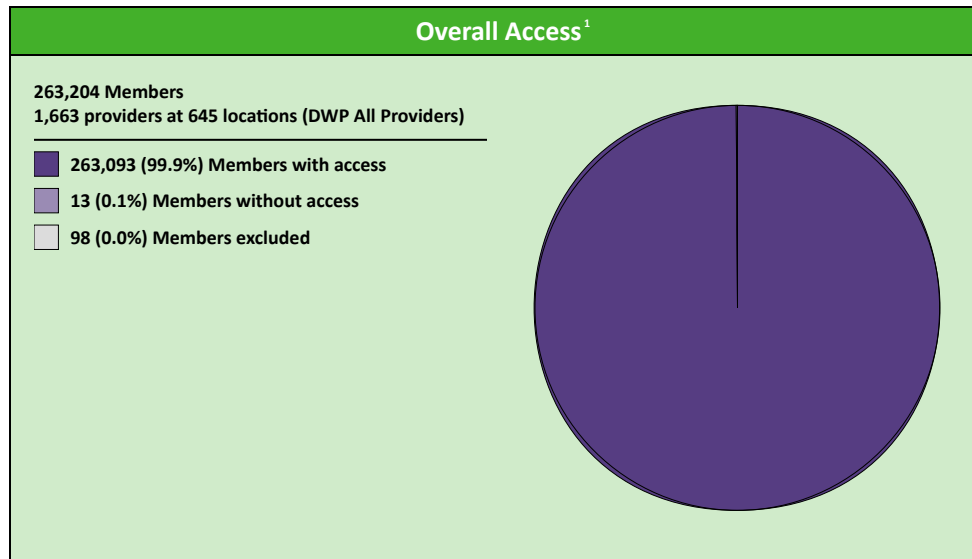
Comparison Graph

Percent of members with access to a choice of providers over miles

- 1st closest
- 2nd closest

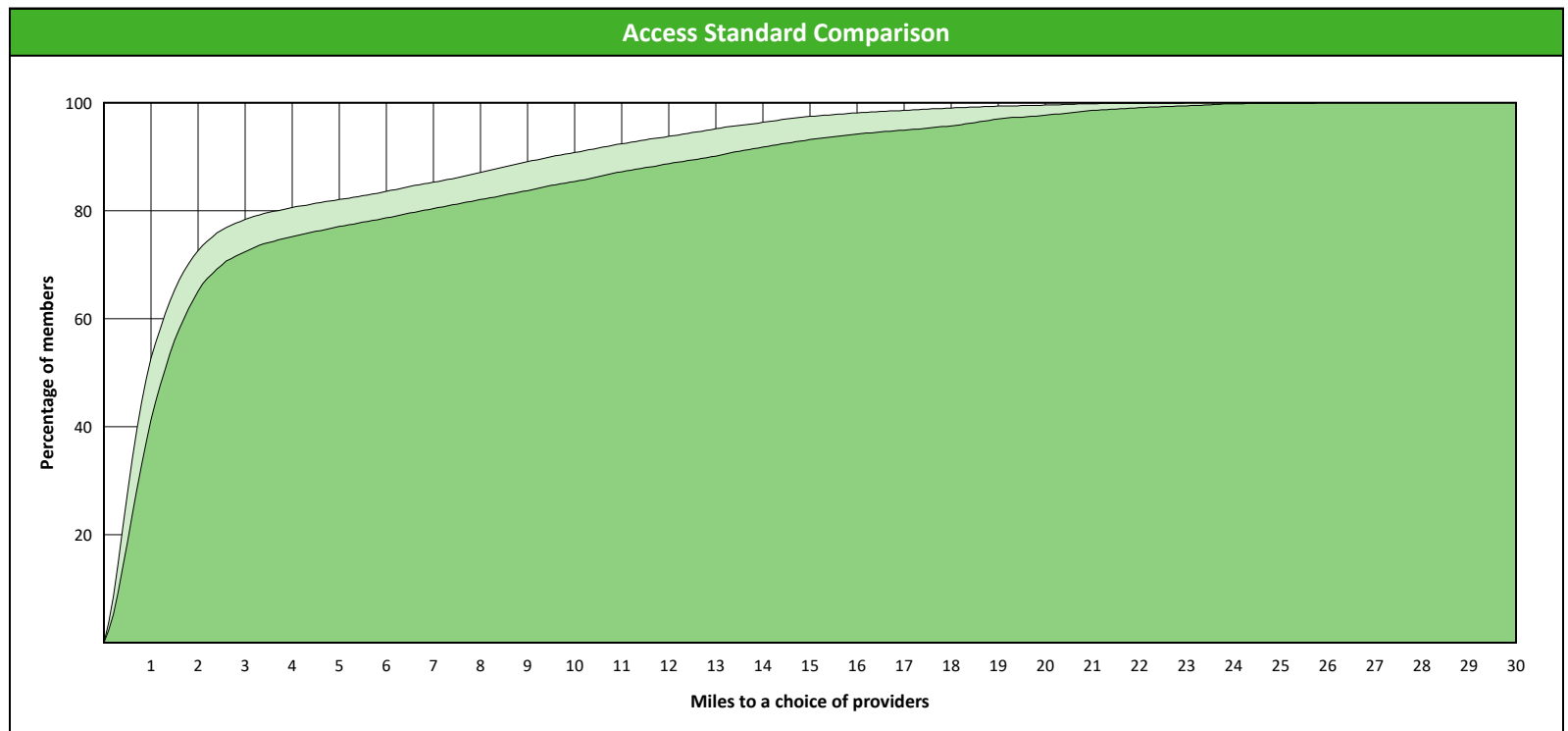
¹ The Access Standard is defined as (DWP Members) members accessing:

1 (DWP All Providers) provider in 30 miles and 30 minutes



Distances/Times

	Average
Distance/Time to 1st closest provider	2.8 miles 3.1 mins
Distance/Time to 2nd closest provider	3.9 miles 4.3 mins



Access Overview 30 Miles General Dentist

February 18, 2022

Access Analysis

DWP Network

Member / Provider Groups

DWP Members

DWP General Dentist


Comparison Graph

Percent of members with access to a choice of providers over miles

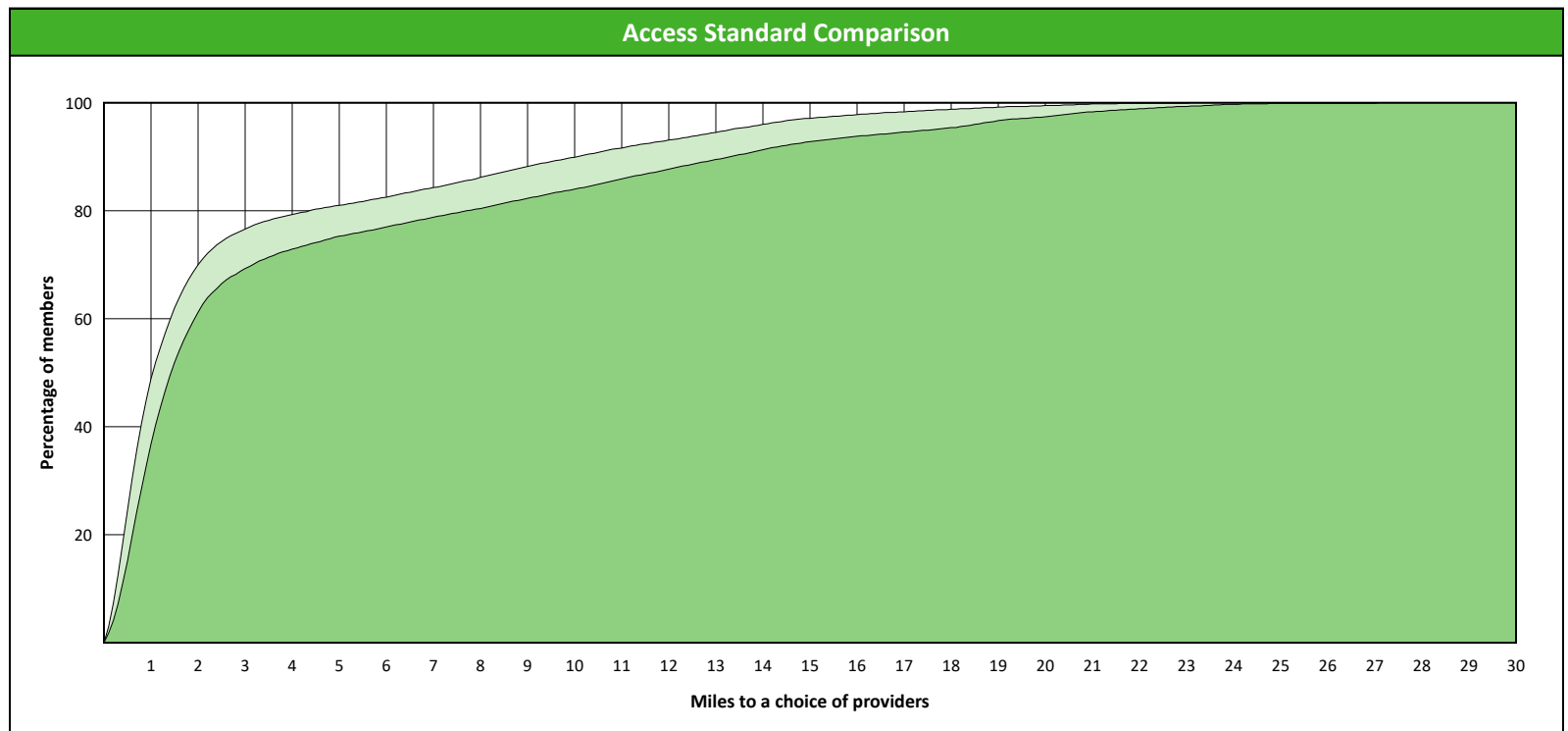
- 1st closest
- 2nd closest

¹ The Access Standard is defined as (DWP Members) members accessing:

1 (DWP General Dentist) provider in 30 miles and 30 minutes



Distances/Times	
	Average
Distance/Time to 1st closest provider	3.0 miles 3.4 mins
Distance/Time to 2nd closest provider	4.2 miles 4.7 mins



Access Overview 30 Miles Oral Surgeon

February 18, 2022

Access Analysis

DWP Network

Member / Provider Groups

DWP Members

DWP Oral Surgeon


Comparison Graph

Percent of members with access to a choice of providers over miles

- 1st closest
- 2nd closest

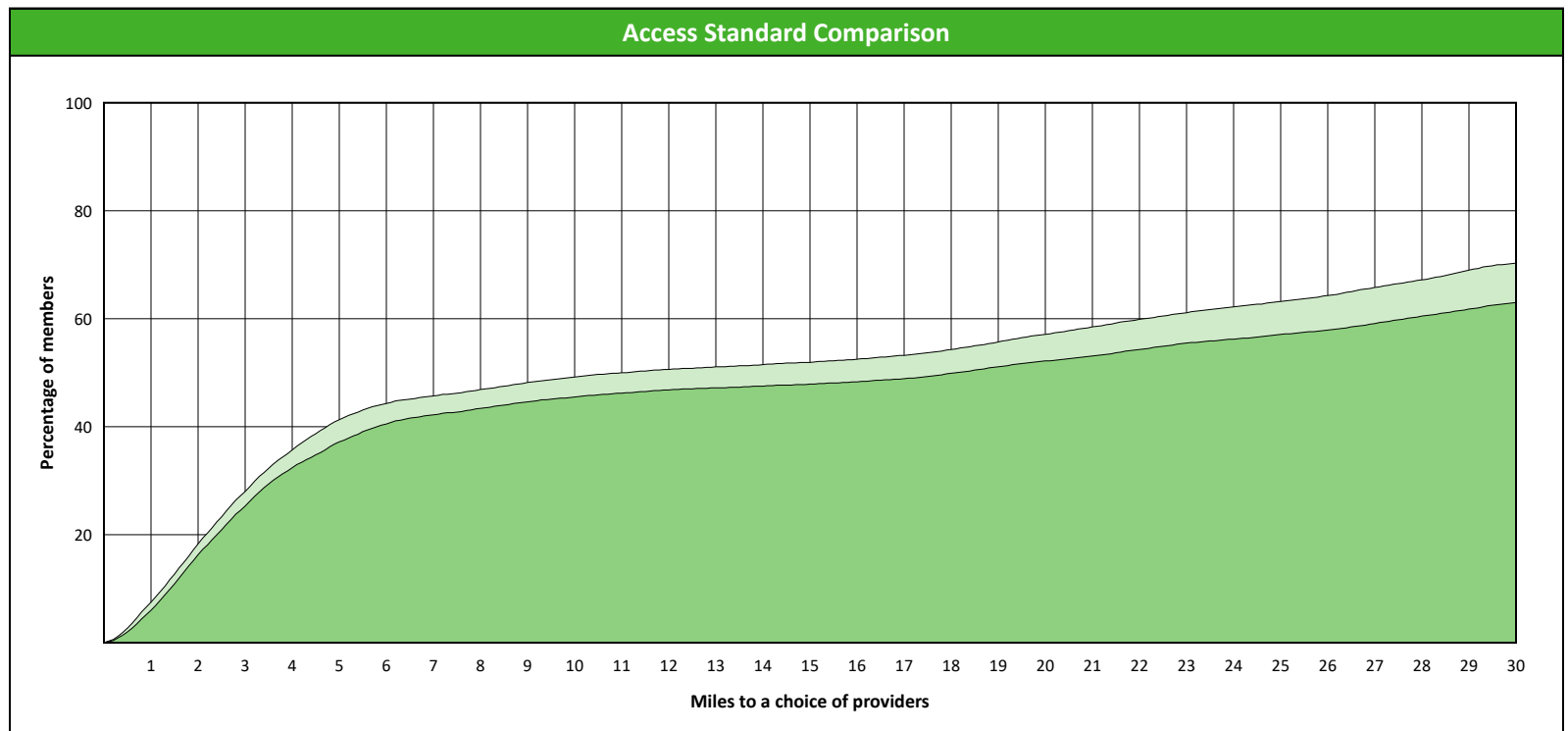
¹ The Access Standard is defined as (DWP Members) members accessing:

1 (DWP Oral Surgeon) provider in 30 miles and 30 minutes



Distances/Times

	Average
Distance/Time to 1st closest provider	19.4 miles 22.3 mins
Distance/Time to 2nd closest provider	23.9 miles 28.8 mins



Access Overview 30 Miles Endodontist

February 18, 2022

Access Analysis

DWP Network

Member / Provider Groups

DWP Members

DWP Endodontist


Comparison Graph

Percent of members with access to a choice of providers over miles

- 1st closest
- 2nd closest

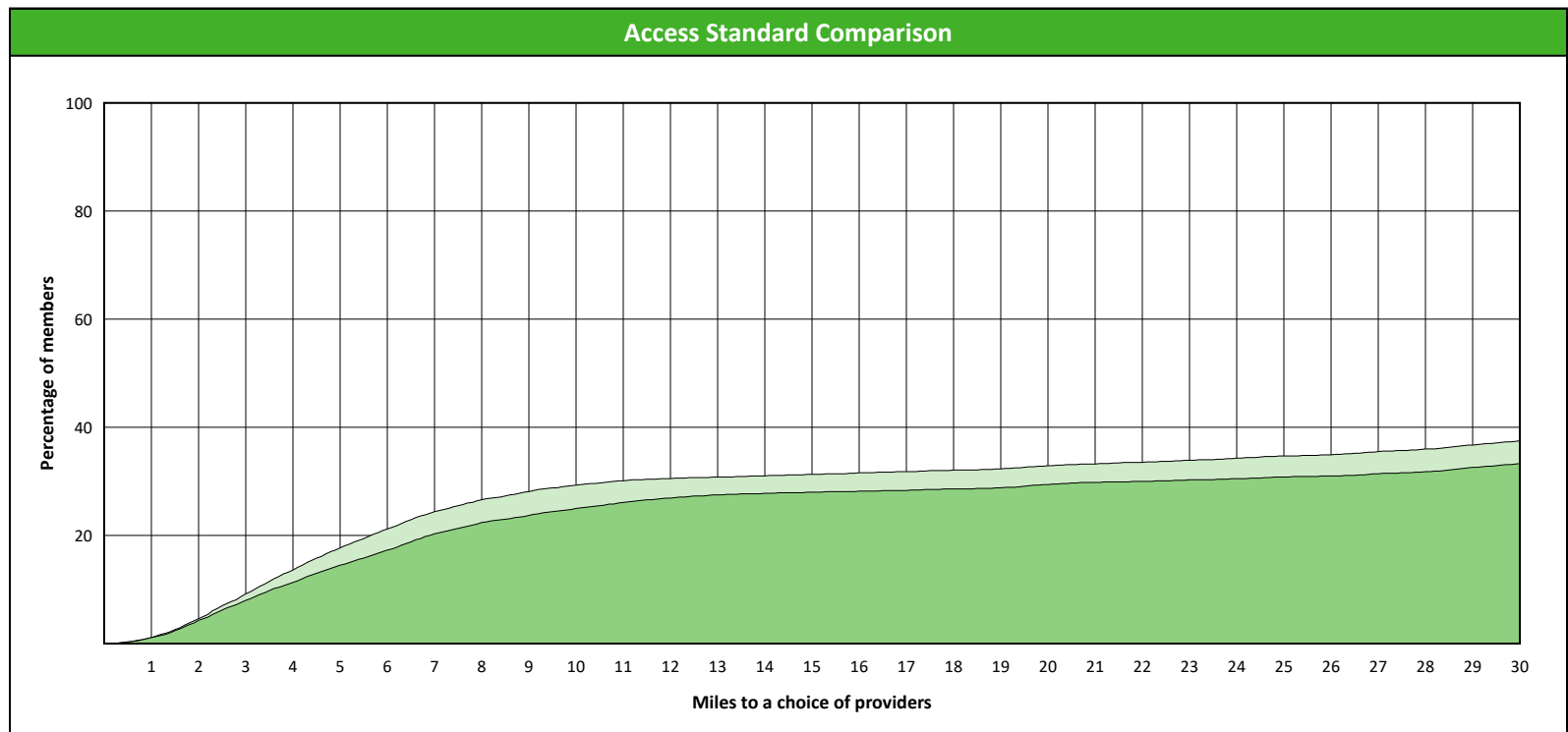
¹ The Access Standard is defined as (DWP Members) members accessing:

1 (DWP Endodontist) provider in 30 miles and 30 minutes



Distances/Times

	Average
Distance/Time to 1st closest provider	46.0 miles 61.7 mins
Distance/Time to 2nd closest provider	55.1 miles 73.4 mins



Access Overview 30 Miles Orthodontist

February 18, 2022

Access Analysis

DWP Network

Member / Provider Groups

DWP Members

DWP Orthodontist


Comparison Graph

Percent of members with access to a choice of providers over miles

- 1st closest
- 2nd closest

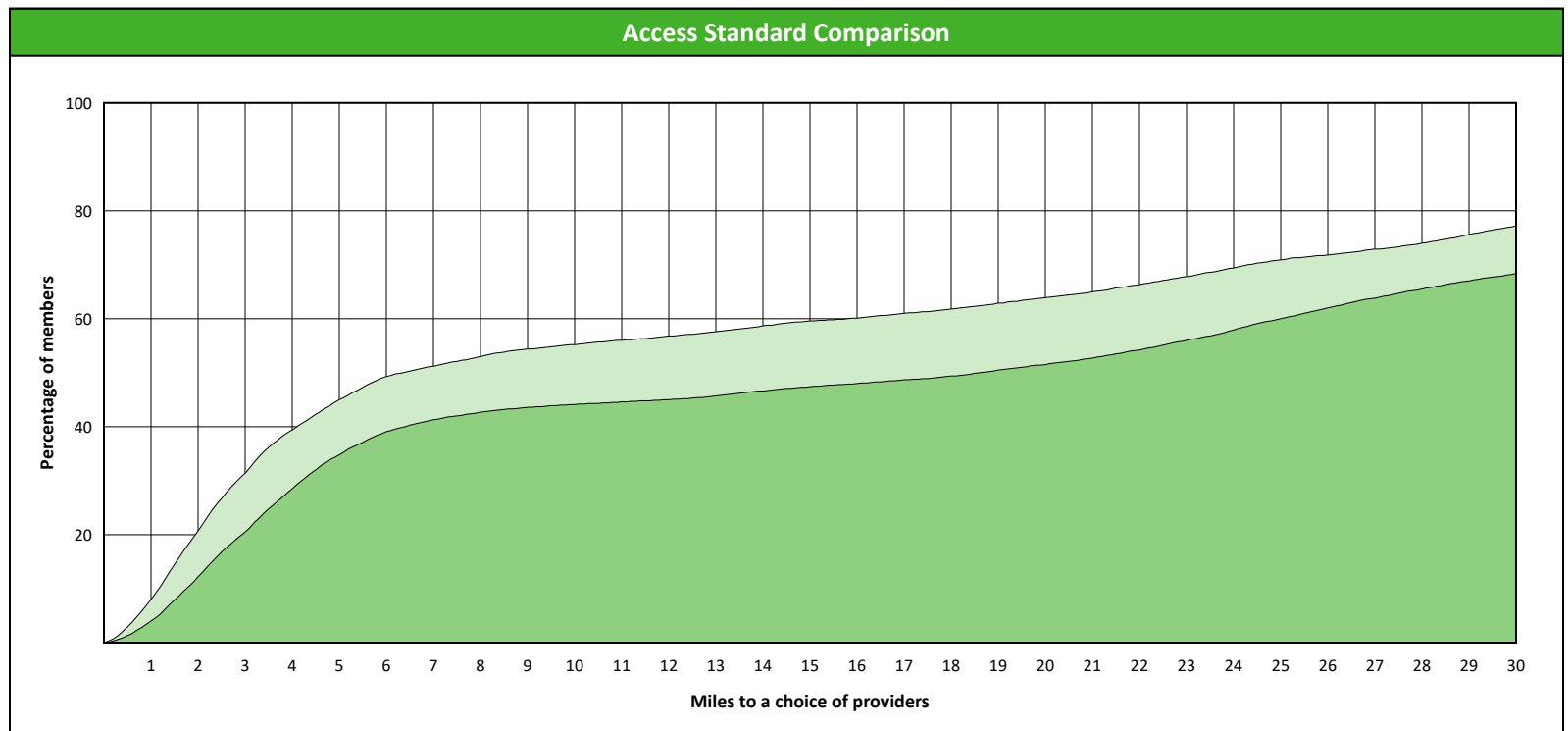
¹ The Access Standard is defined as (DWP Members) members accessing:

1 (DWP Orthodontist) provider in 30 miles and 30 minutes



Distances/Times

	Average
Distance/Time to 1st closest provider	16.9 miles 18.9 mins
Distance/Time to 2nd closest provider	21.7 miles 24.7 mins



Access Overview 30 Miles Periodontist

February 18, 2022

Access Analysis

DWP Network

Member / Provider Groups

DWP Members

DWP Periodontist


Comparison Graph

Percent of members with access to a choice of providers over miles

- 1st closest
- 2nd closest

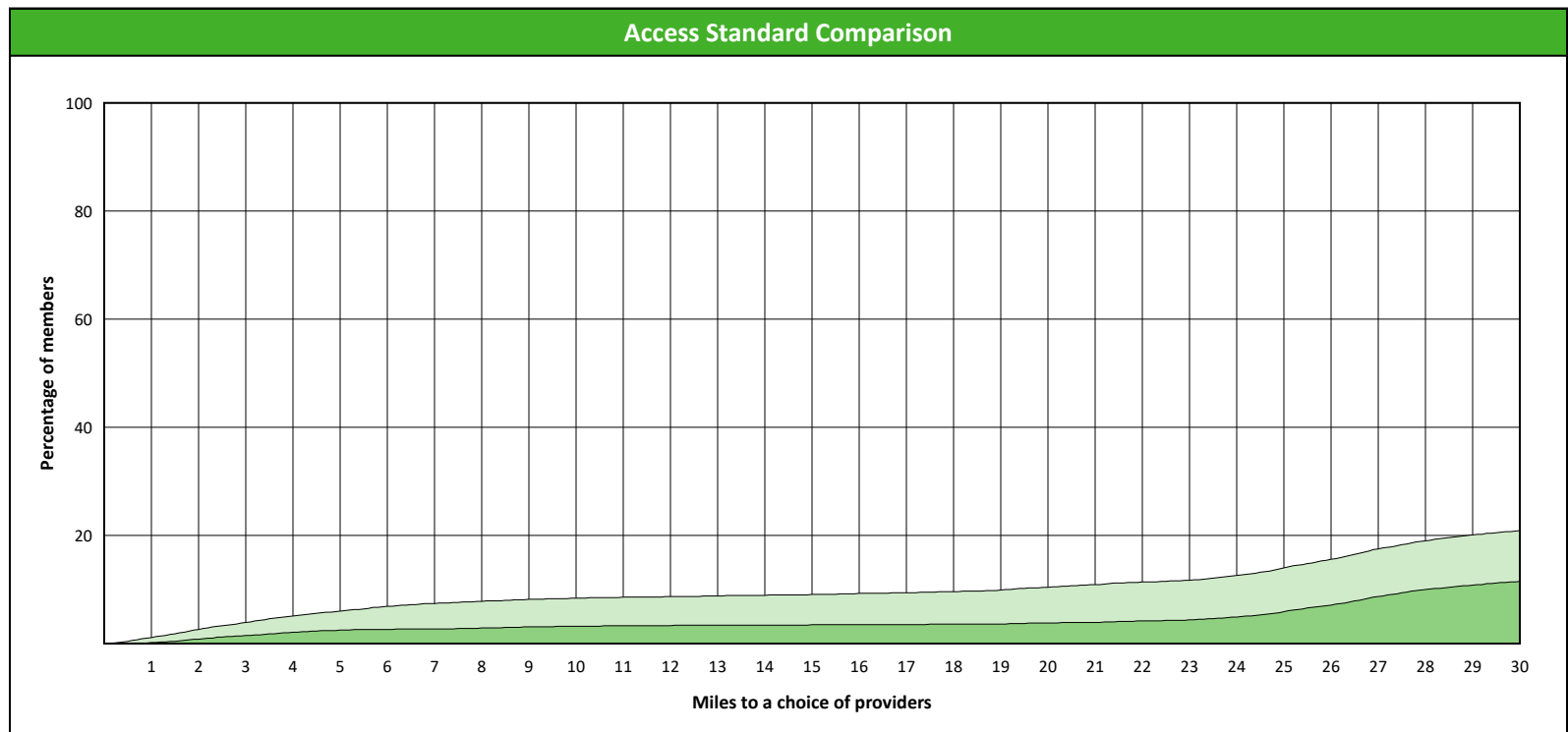
¹ The Access Standard is defined as (DWP Members) members accessing:

1 (DWP Periodontist) provider in 30 miles and 30 minutes



Distances/Times

	Average
Distance/Time to 1st closest provider	57.5 miles 74.4 mins
Distance/Time to 2nd closest provider	67.6 miles 87.1 mins



Access Overview 30 Miles Prosthodontist

February 18, 2022

Access Analysis

DWP Network

Member / Provider Groups

DWP Members


DWP Prosthodontist

Comparison Graph

Percent of members with access to a choice of providers over miles

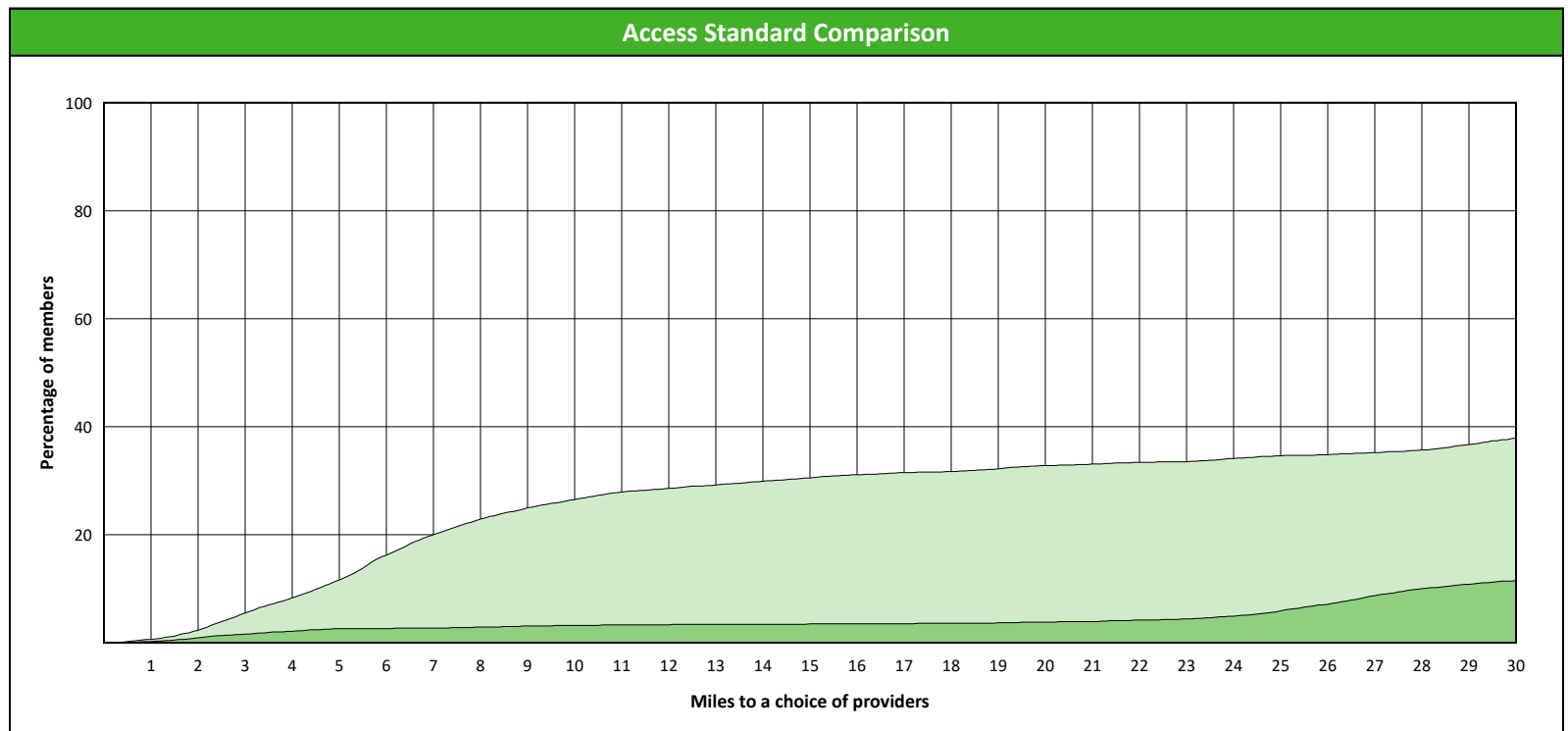
- 1st closest
- 2nd closest

¹ The Access Standard is defined as (DWP Members) members accessing:
1 (DWP Prosthodontist) provider in 30 miles and 30 minutes



Distances/Times

	Average
Distance/Time to 1st closest provider	46.4 miles 61.3 mins
Distance/Time to 2nd closest provider	86.8 miles 116.9 mins



Access Overview 60 Miles All Providers

February 18, 2022

Access Analysis

DWP Network

Member / Provider Groups

DWP Members

DWP All Providers

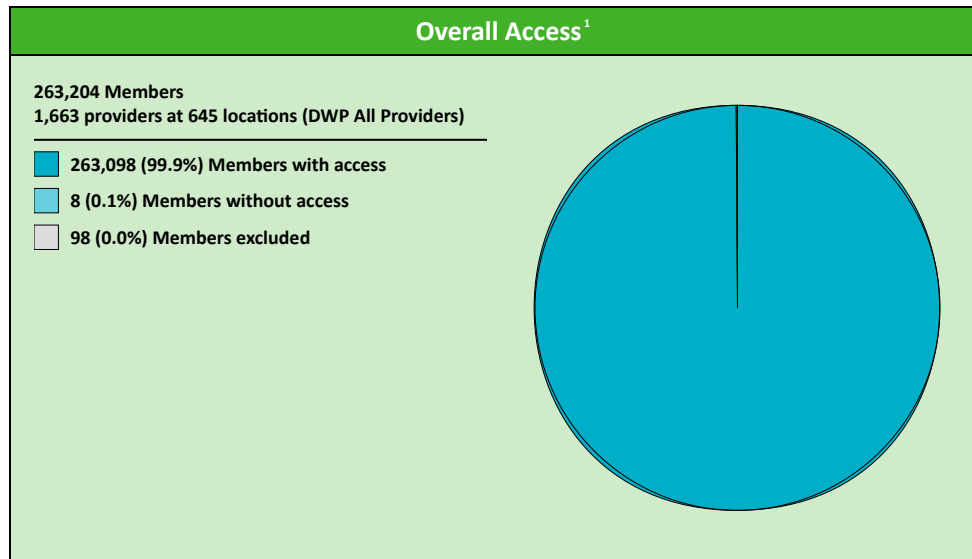
Comparison Graph

Percent of members with access to a choice of providers over miles

- 1st closest
- 2nd closest

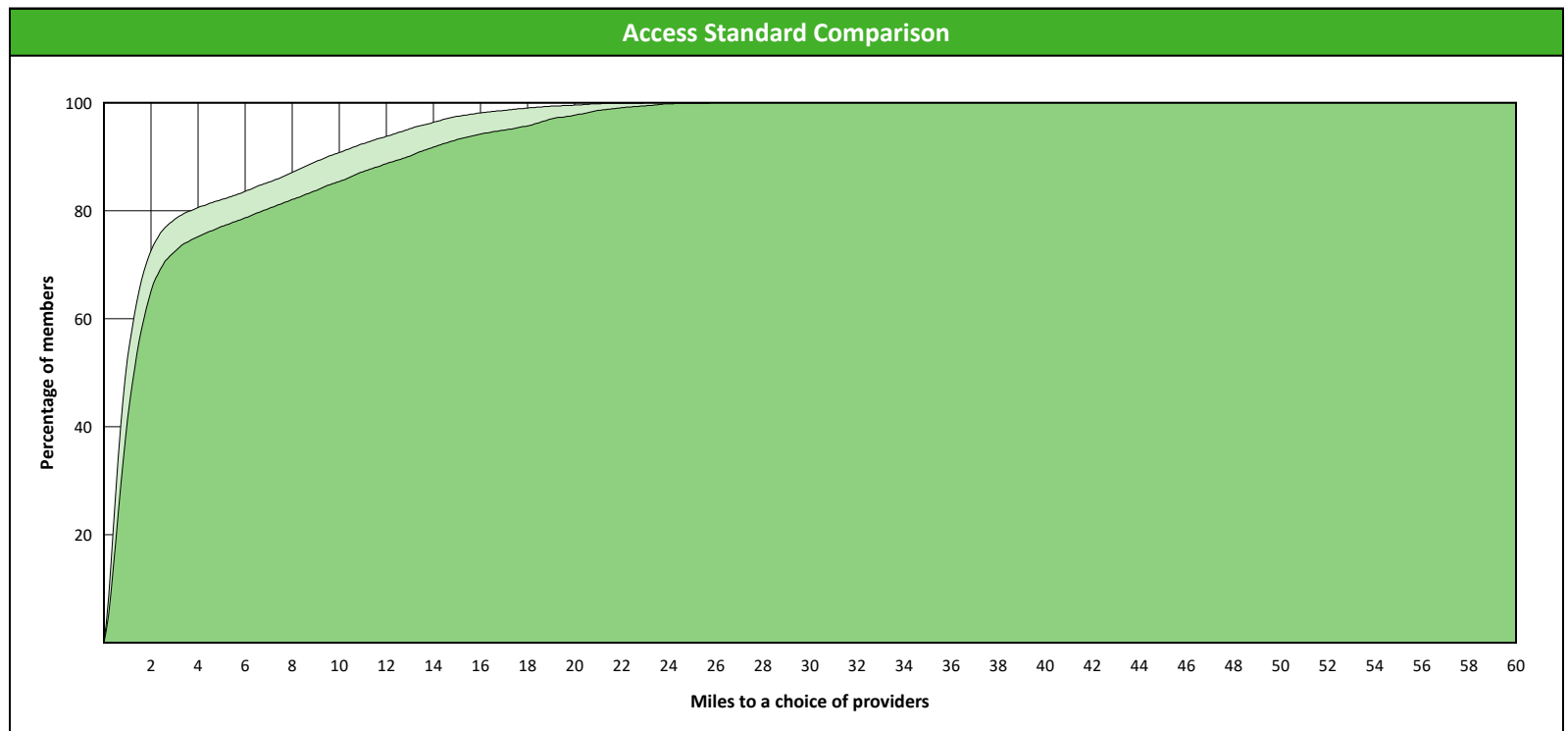
¹ The Access Standard is defined as (DWP Members) members accessing:

1 (DWP All Providers) provider in 60 miles and 60 minutes



Distances/Times

		Average
Distance/Time to 1st closest provider		2.8 miles 3.1 mins
Distance/Time to 2nd closest provider		3.9 miles 4.3 mins



Access Overview 60 Miles General Dentist

February 18, 2022

Access Analysis

DWP Network

Member / Provider Groups

DWP Members

DWP General Dentist


Comparison Graph

Percent of members with access to a choice of providers over miles

- 1st closest
- 2nd closest

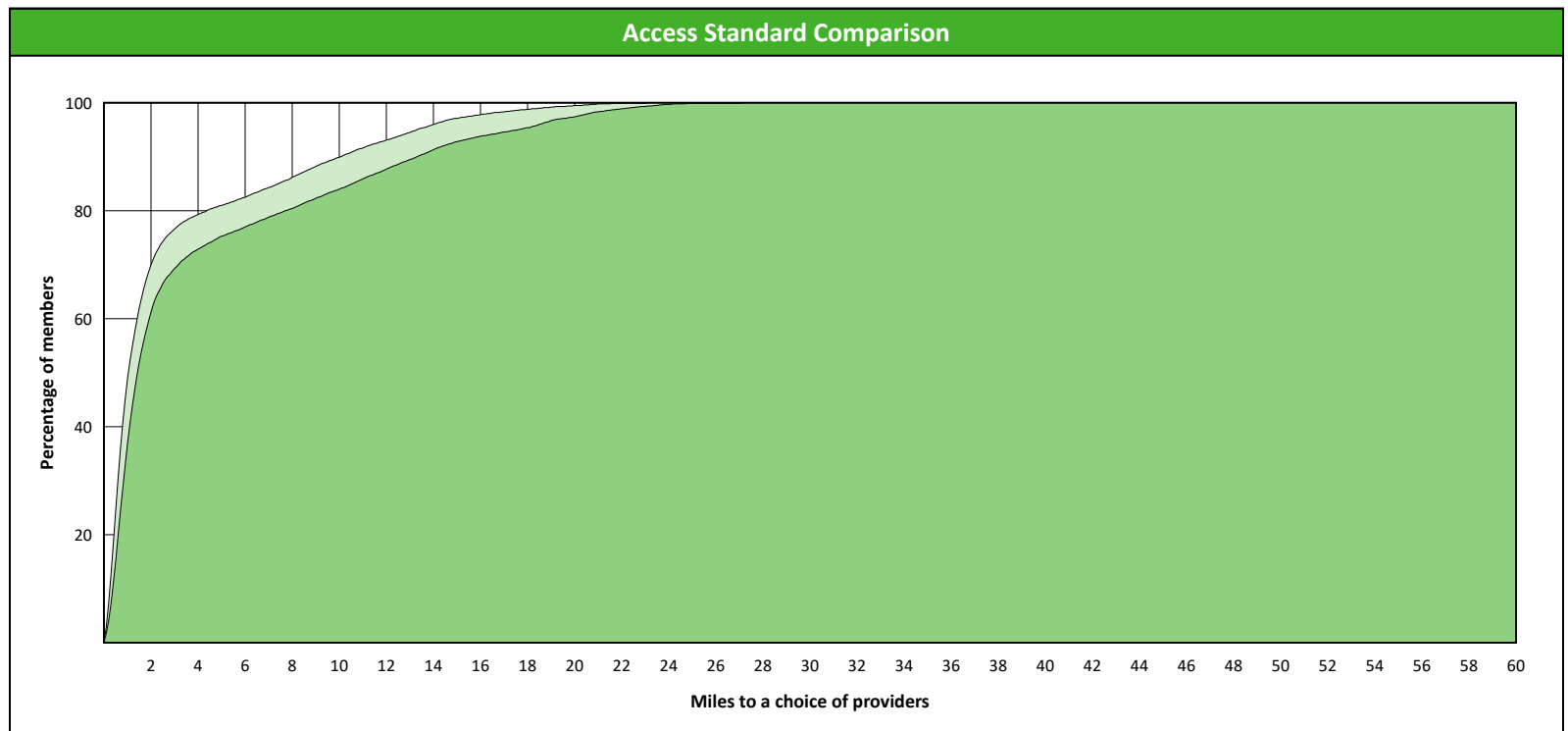
¹ The Access Standard is defined as (DWP Members) members accessing:

1 (DWP General Dentist) provider in 60 miles and 60 minutes



Distances/Times

	Average
Distance/Time to 1st closest provider	3.0 miles 3.4 mins
Distance/Time to 2nd closest provider	4.2 miles 4.7 mins



Access Overview 60 Miles Oral Surgeon

February 18, 2022

Access Analysis

DWP Network

Member / Provider Groups

DWP Members

DWP Oral Surgeon


Comparison Graph

Percent of members with access to a choice of providers over miles

- 1st closest
- 2nd closest

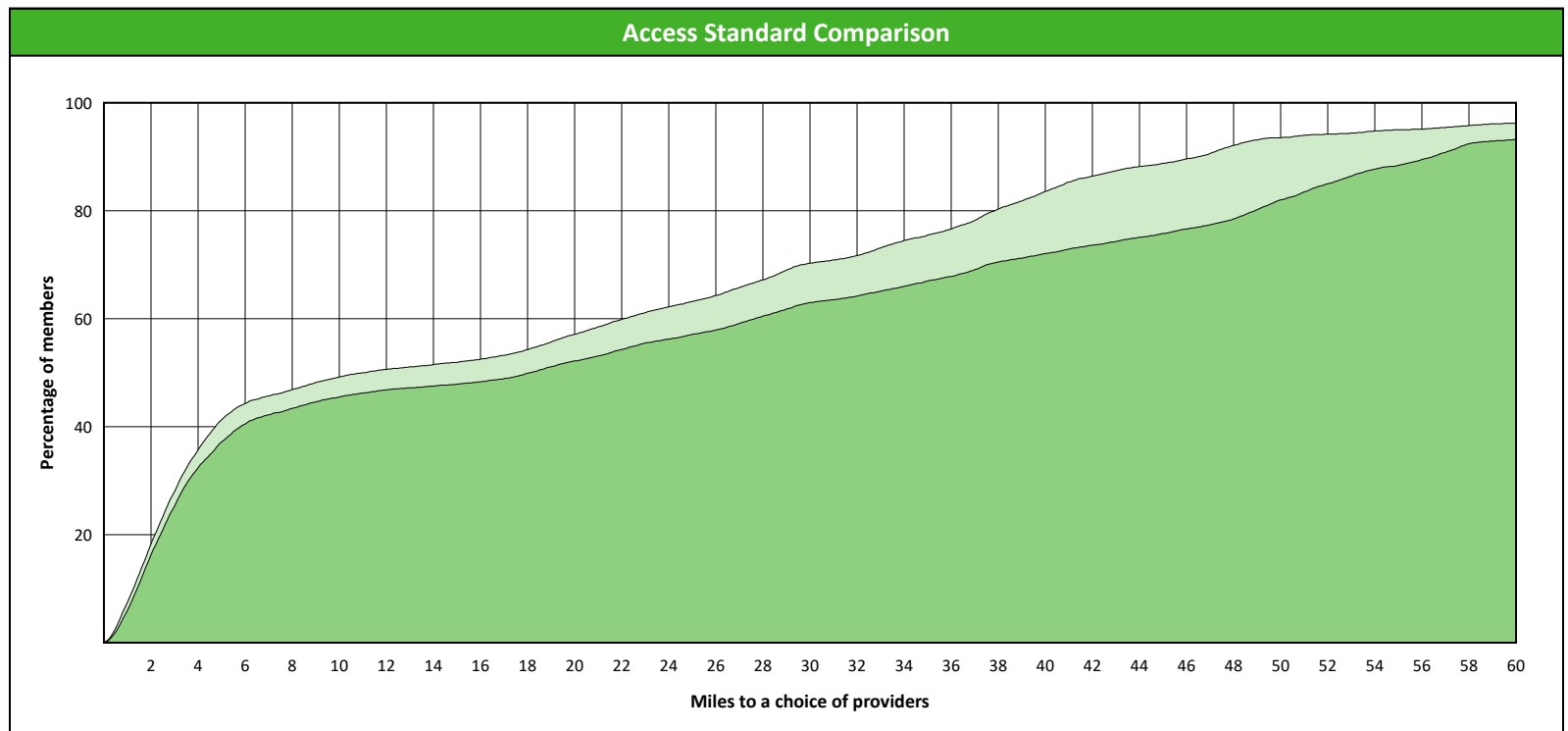
¹ The Access Standard is defined as (DWP Members) members accessing:

1 (DWP Oral Surgeon) provider in 60 miles and 60 minutes



Distances/Times

	Average
Distance/Time to 1st closest provider	19.4 miles 22.3 mins
Distance/Time to 2nd closest provider	23.9 miles 28.8 mins



Access Overview 60 Miles Endodontist

February 18, 2022

Access Analysis

DWP Network

Member / Provider Groups

DWP Members

DWP Endodontist


Comparison Graph

Percent of members with access to a choice of providers over miles

- 1st closest
- 2nd closest

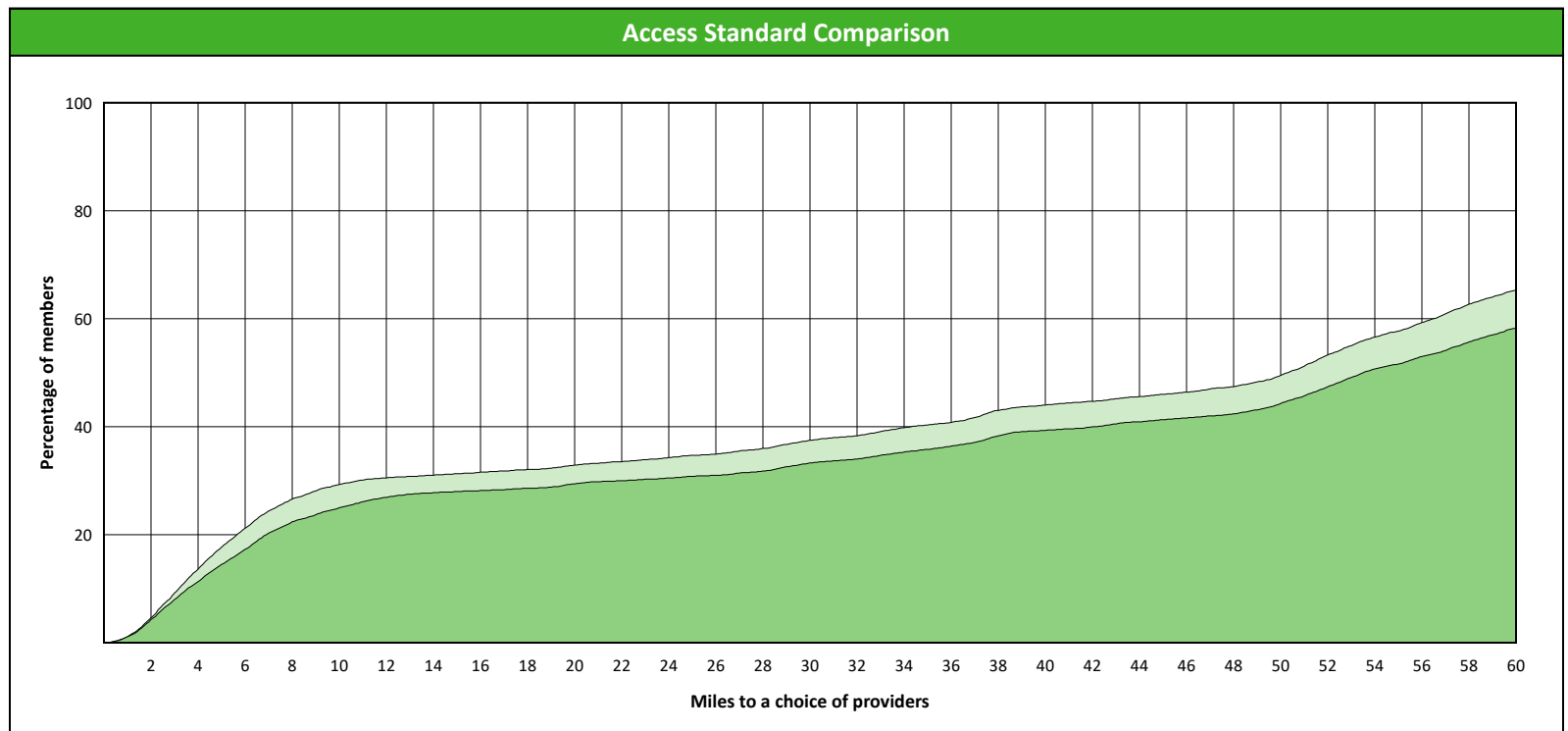
¹ The Access Standard is defined as (DWP Members) members accessing:

1 (DWP Endodontist) provider in 60 miles and 60 minutes



Distances/Times

	Average
Distance/Time to 1st closest provider	46.0 miles 61.7 mins
Distance/Time to 2nd closest provider	55.1 miles 73.4 mins



Access Overview 60 Miles Orthodontist

February 18, 2022

Access Analysis

DWP Network

Member / Provider Groups

DWP Members

DWP Orthodontist


Comparison Graph

Percent of members with access to a choice of providers over miles

- 1st closest
- 2nd closest

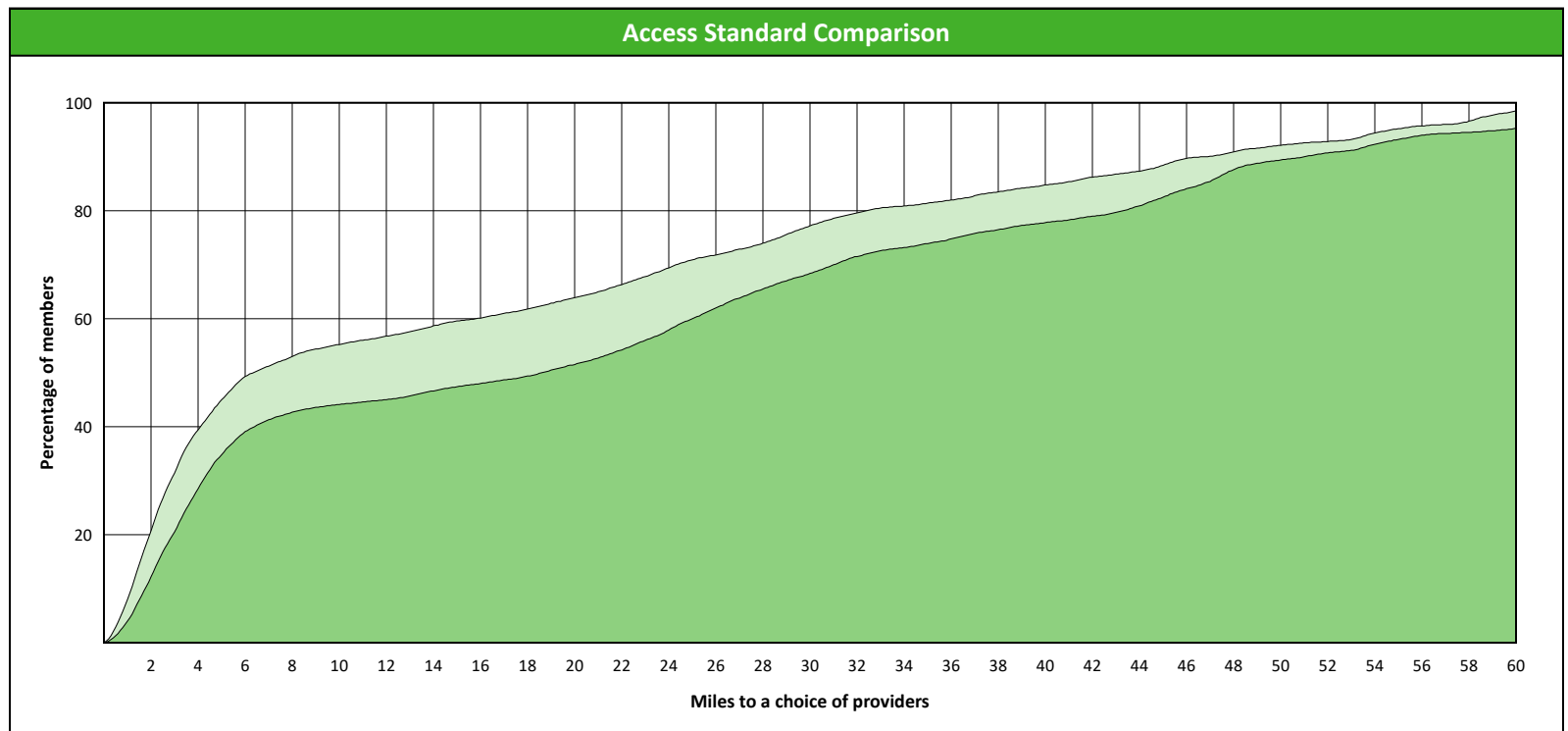
¹ The Access Standard is defined as (DWP Members) members accessing:

1 (DWP Orthodontist) provider in 60 miles and 60 minutes



Distances/Times

	Average
Distance/Time to 1st closest provider	16.9 miles 18.9 mins
Distance/Time to 2nd closest provider	21.7 miles 24.7 mins



Access Overview 60 Miles Periodontist

February 18, 2022

Access Analysis

DWP Network

Member / Provider Groups

DWP Members

DWP Periodontist


Comparison Graph

Percent of members with access to a choice of providers over miles

- 1st closest
- 2nd closest

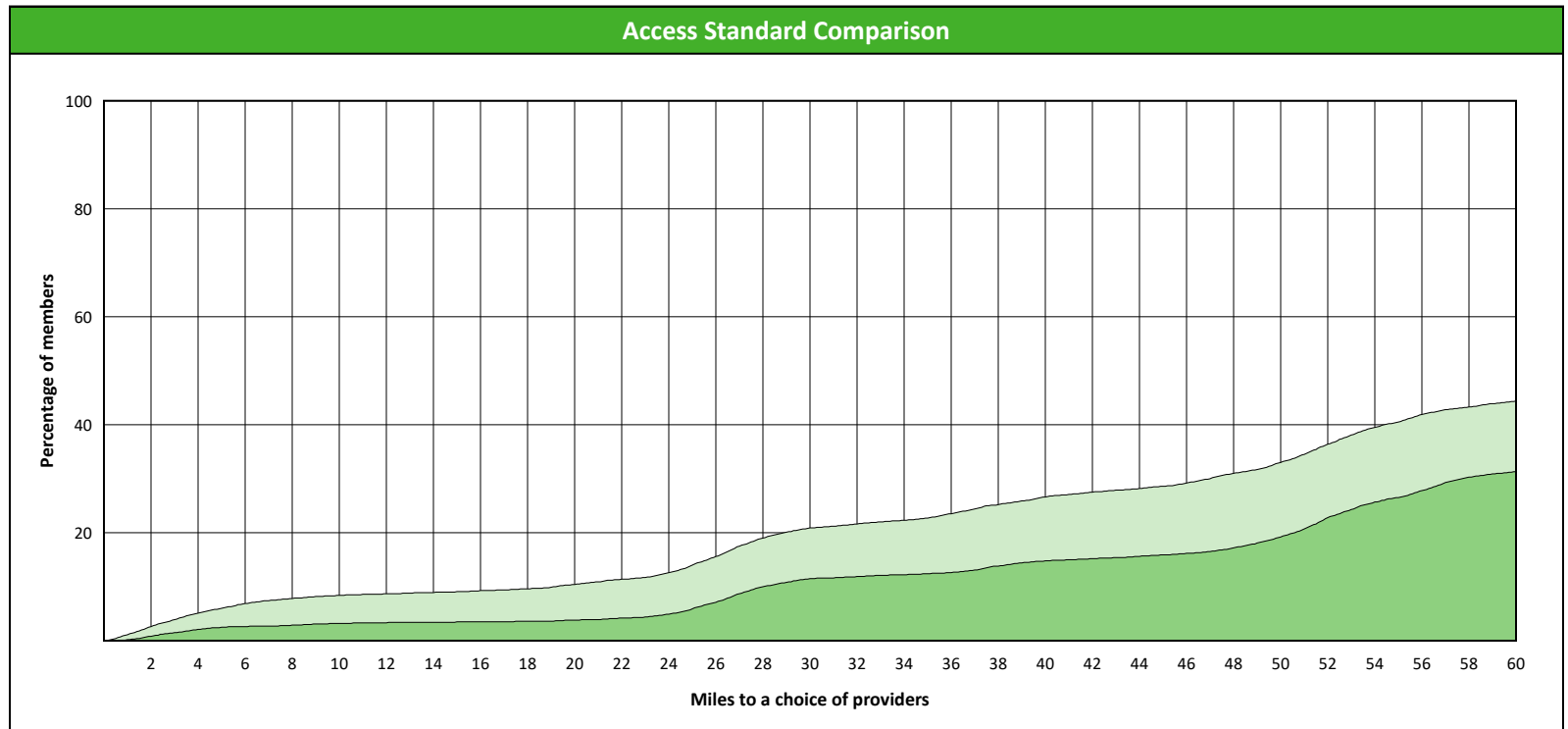
¹ The Access Standard is defined as (DWP Members) members accessing:

1 (DWP Periodontist) provider in 60 miles and 60 minutes



Distances/Times

	Average
Distance/Time to 1st closest provider	57.5 miles 74.4 mins
Distance/Time to 2nd closest provider	67.6 miles 87.1 mins



Access Overview 60 Miles Prosthodontist

February 18, 2022

Access Analysis

DWP Network

Member / Provider Groups

DWP Members


DWP Prosthodontist

Comparison Graph

Percent of members with access to a choice of providers over miles

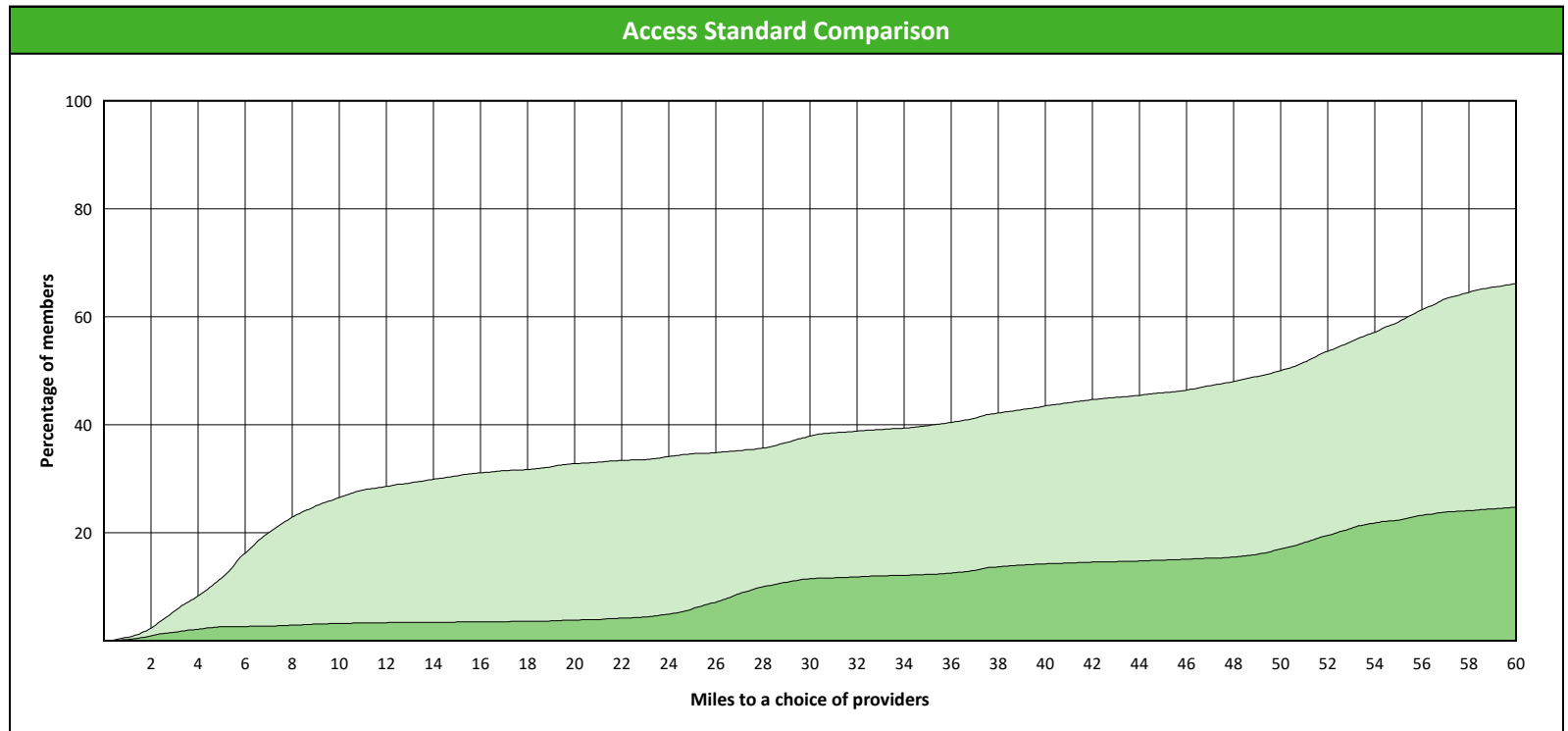
- 1st closest
- 2nd closest

¹ The Access Standard is defined as (DWP Members) members accessing:
1 (DWP Prosthodontist) provider in 60 miles and 60 minutes



Distances/Times

	Average
Distance/Time to 1st closest provider	46.4 miles 61.3 mins
Distance/Time to 2nd closest provider	86.8 miles 116.9 mins



Access Overview 90 Miles All Providers

February 18, 2022

Access Analysis

DWP Network

Member / Provider Groups

DWP Members

DWP All Providers

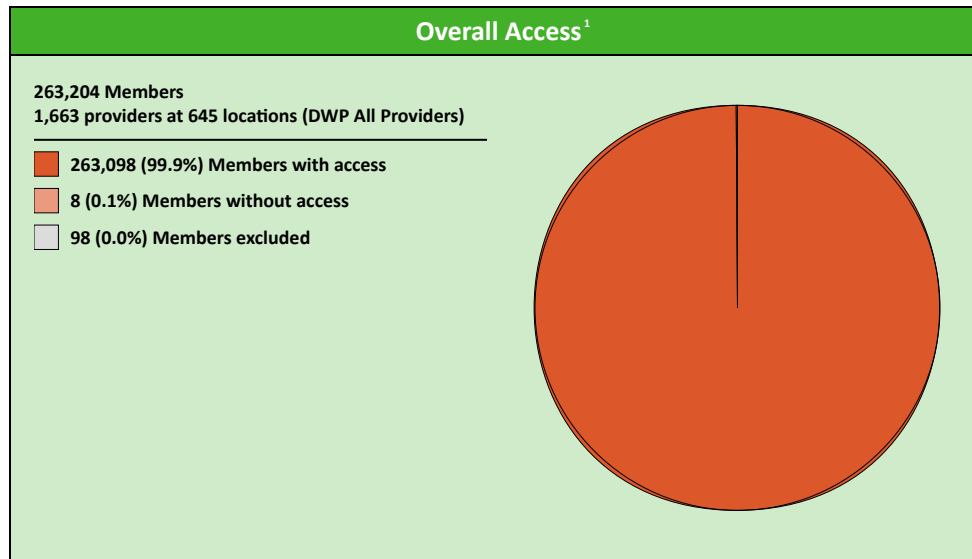
Comparison Graph

Percent of members with access to a choice of providers over miles

- 1st closest
- 2nd closest

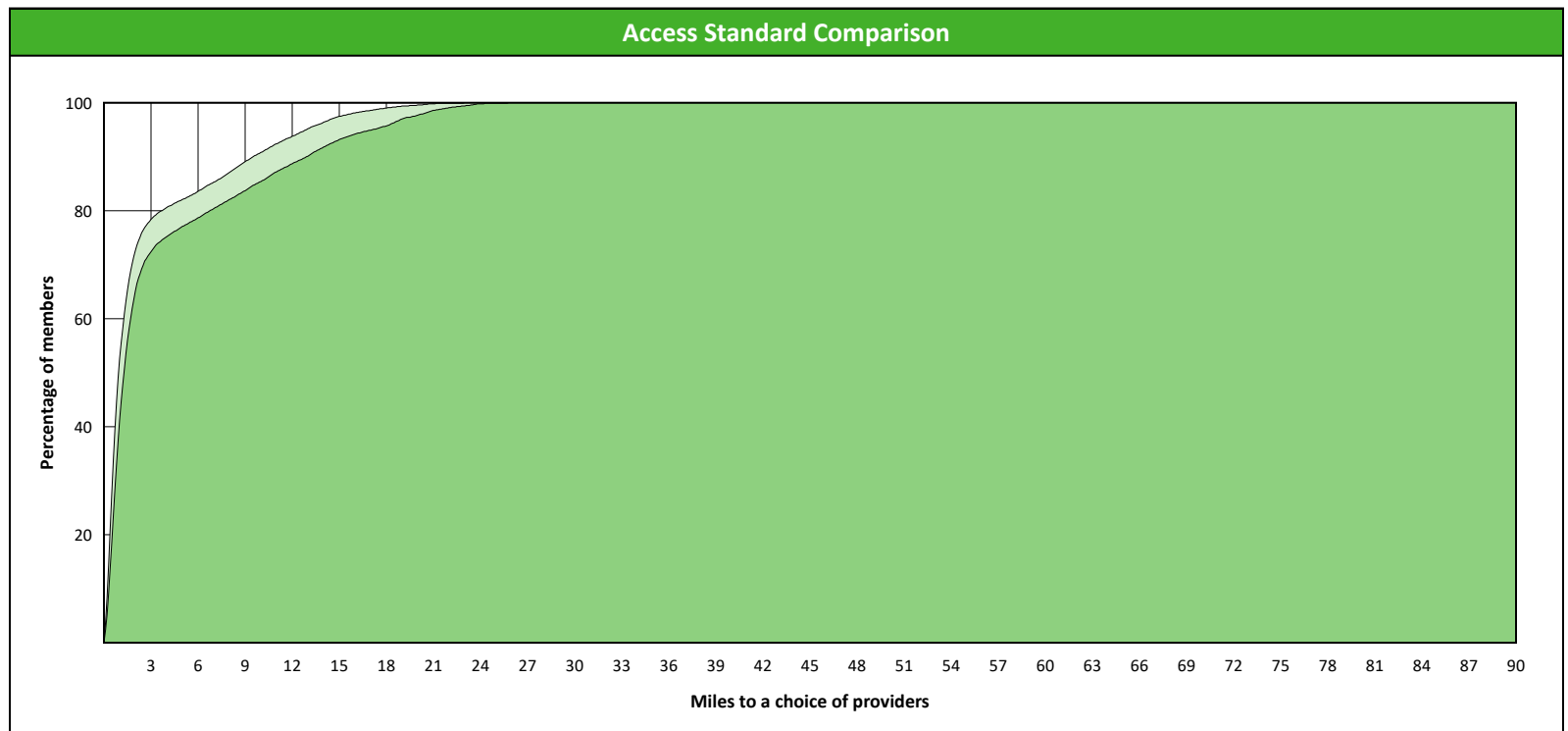
¹ The Access Standard is defined as (DWP Members) members accessing:

1 (DWP All Providers) provider in 90 miles and 90 minutes



Distances/Times

	Average
Distance/Time to 1st closest provider	2.8 miles 3.1 mins
Distance/Time to 2nd closest provider	3.9 miles 4.3 mins



Access Overview 90 Miles General Dentist

February 18, 2022

Access Analysis

DWP Network

Member / Provider Groups

DWP Members

DWP General Dentist


Comparison Graph

Percent of members with access to a choice of providers over miles

- 1st closest
- 2nd closest

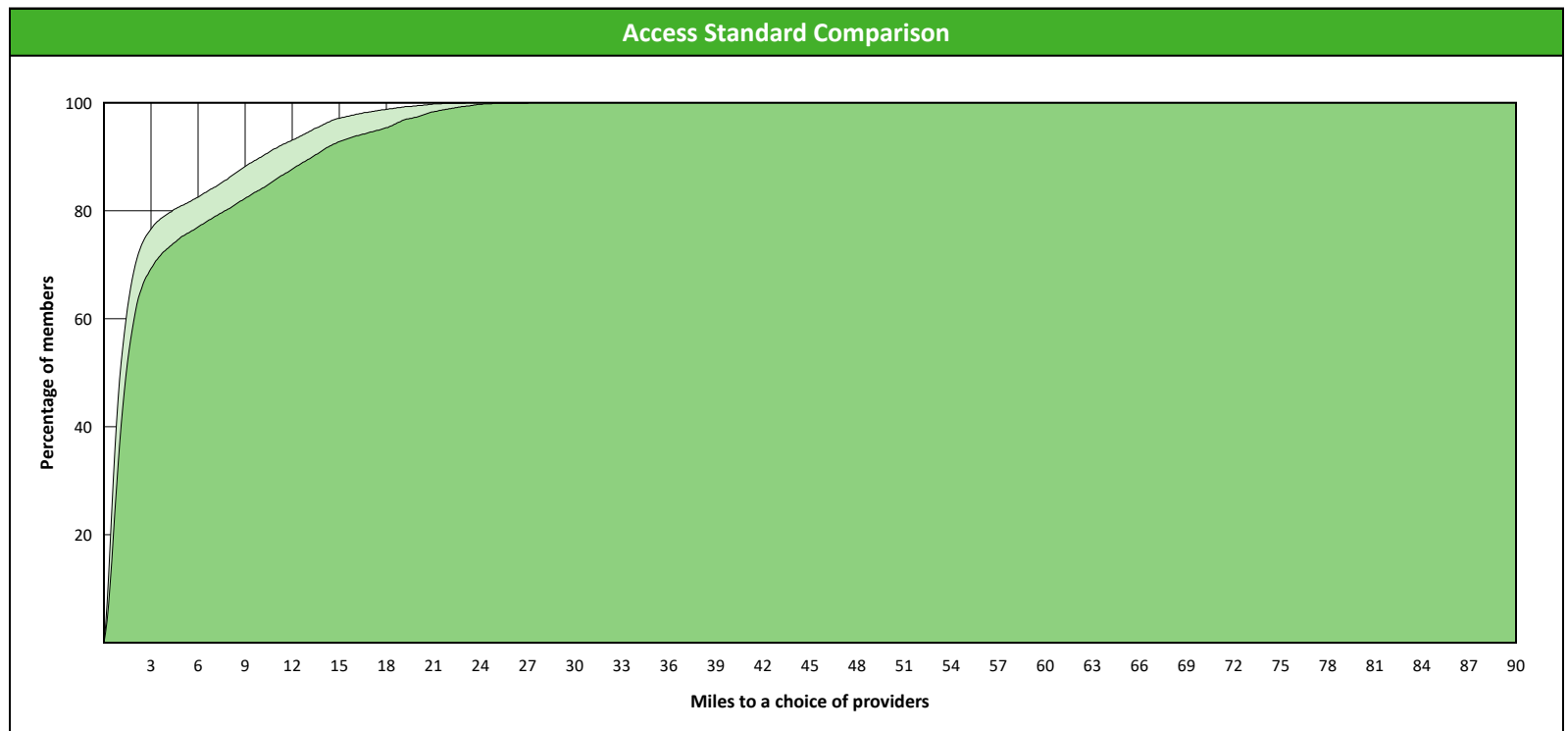
¹ The Access Standard is defined as (DWP Members) members accessing:

1 (DWP General Dentist) provider in 90 miles and 90 minutes



Distances/Times

	Average
Distance/Time to 1st closest provider	3.0 miles 3.4 mins
Distance/Time to 2nd closest provider	4.2 miles 4.7 mins



Access Overview 90 Miles Oral Surgeon

February 18, 2022

Access Analysis

DWP Network

Member / Provider Groups

DWP Members

DWP Oral Surgeon


Comparison Graph

Percent of members with access to a choice of providers over miles

- 1st closest
- 2nd closest

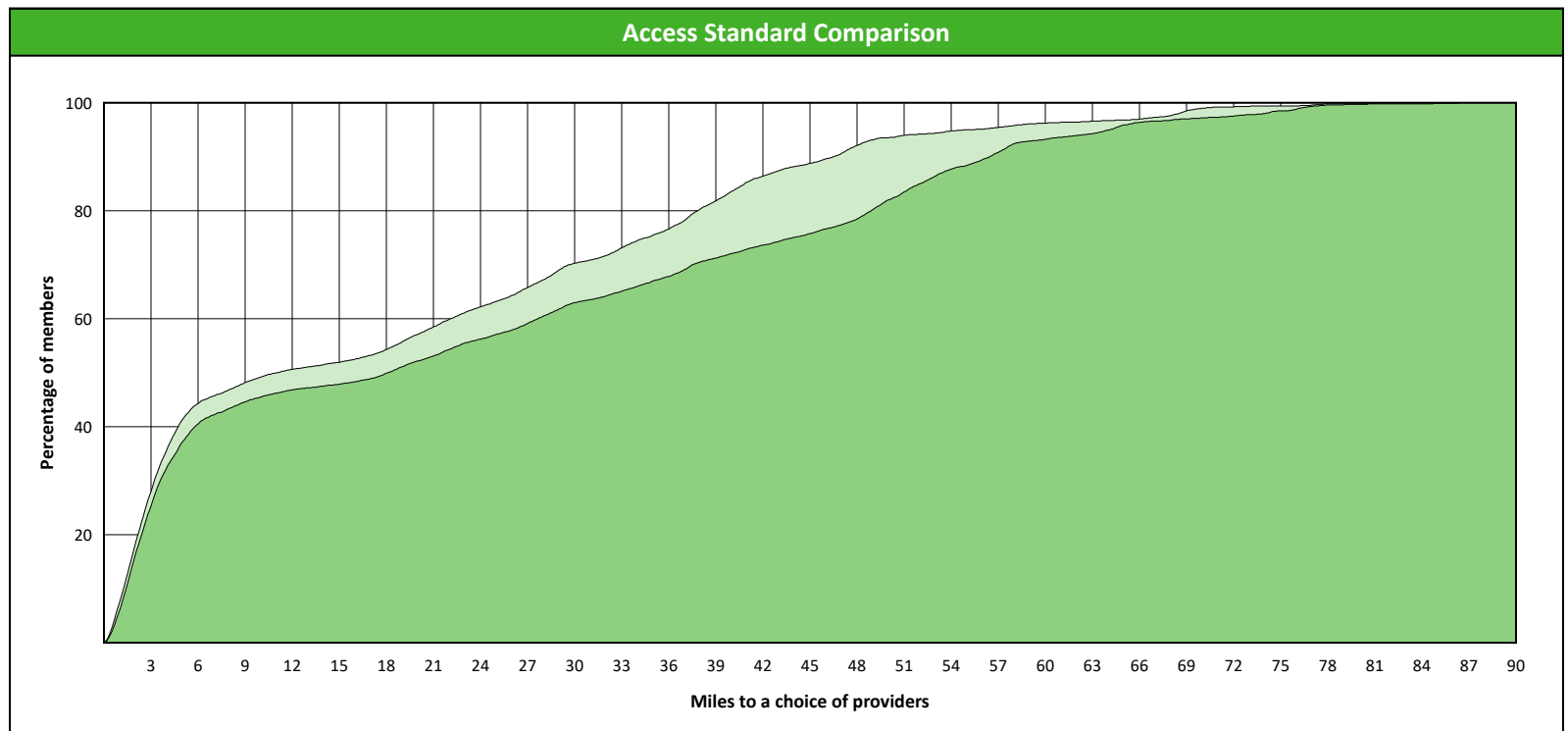
¹ The Access Standard is defined as (DWP Members) members accessing:

1 (DWP Oral Surgeon) provider in 90 miles and 90 minutes



Distances/Times

	Average
Distance/Time to 1st closest provider	19.4 miles 22.3 mins
Distance/Time to 2nd closest provider	23.9 miles 28.8 mins



Access Overview 90 Miles Endodontist

February 18, 2022

Access Analysis

DWP Network

Member / Provider Groups

DWP Members

DWP Endodontist

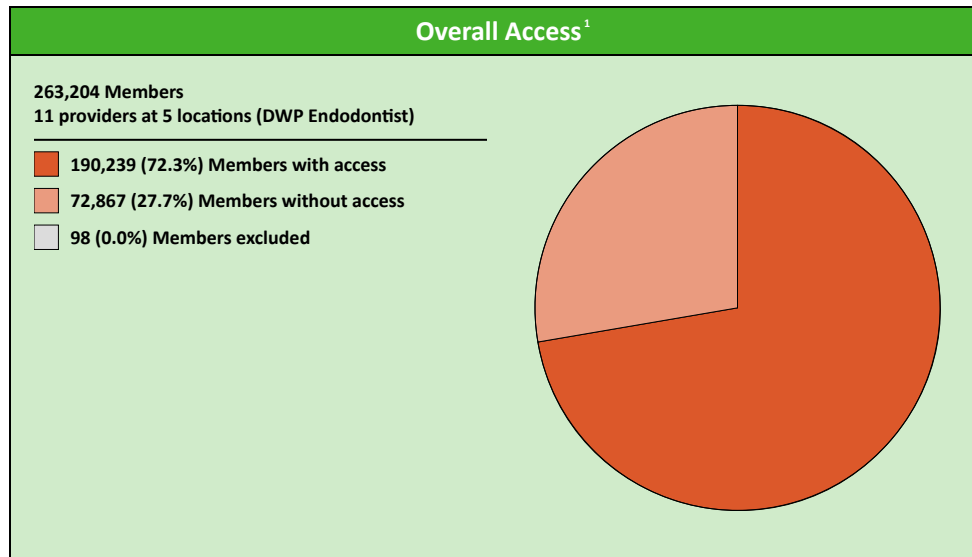
Comparison Graph

Percent of members with access to a choice of providers over miles

- 1st closest
- 2nd closest

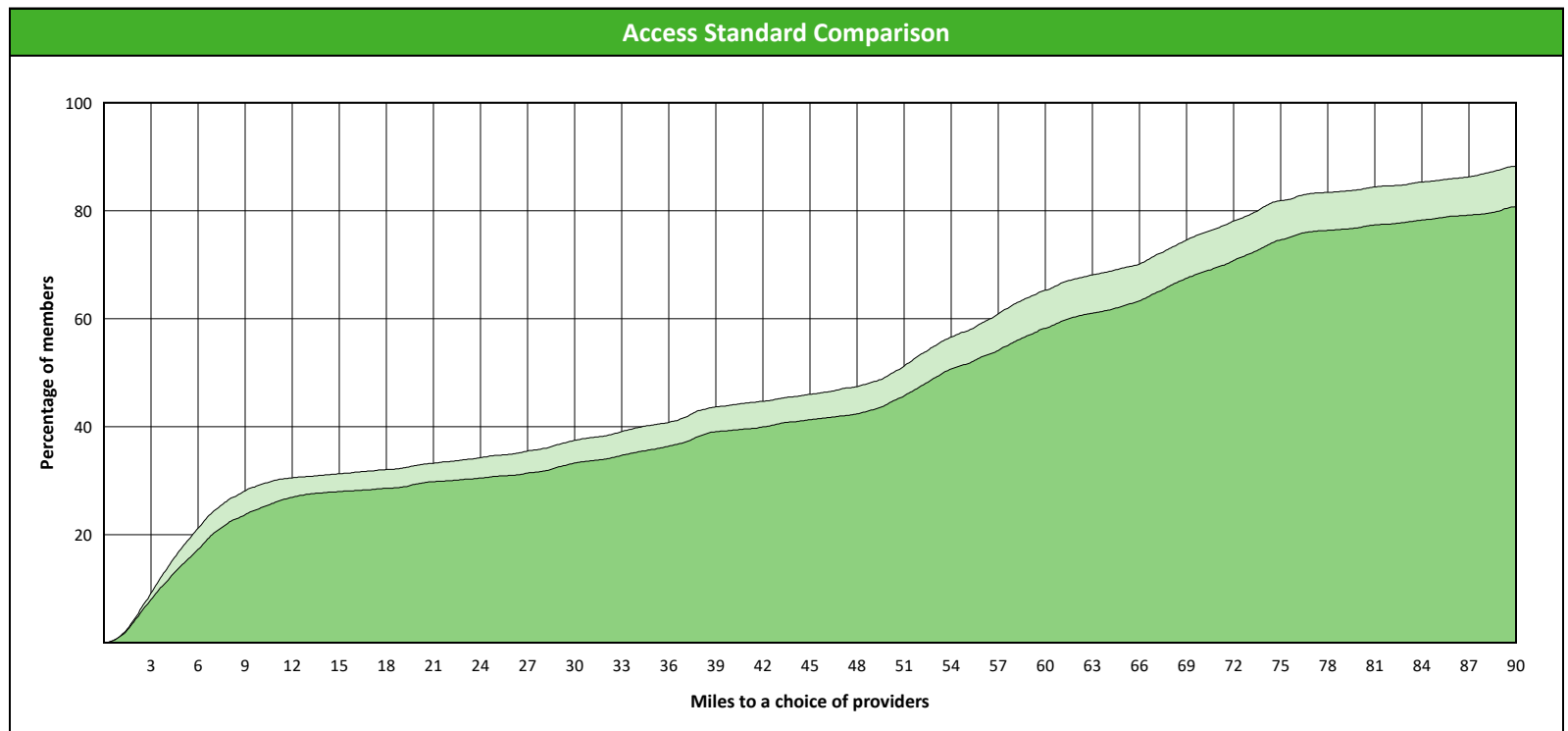
¹ The Access Standard is defined as (DWP Members) members accessing:

1 (DWP Endodontist) provider in 90 miles and 90 minutes



Distances/Times

	Average
Distance/Time to 1st closest provider	46.0 miles 61.7 mins
Distance/Time to 2nd closest provider	55.1 miles 73.4 mins



Access Overview 90 Miles Orthodontist

February 18, 2022

Access Analysis

DWP Network

Member / Provider Groups

DWP Members

DWP Orthodontist


Comparison Graph

Percent of members with access to a choice of providers over miles

- 1st closest
- 2nd closest

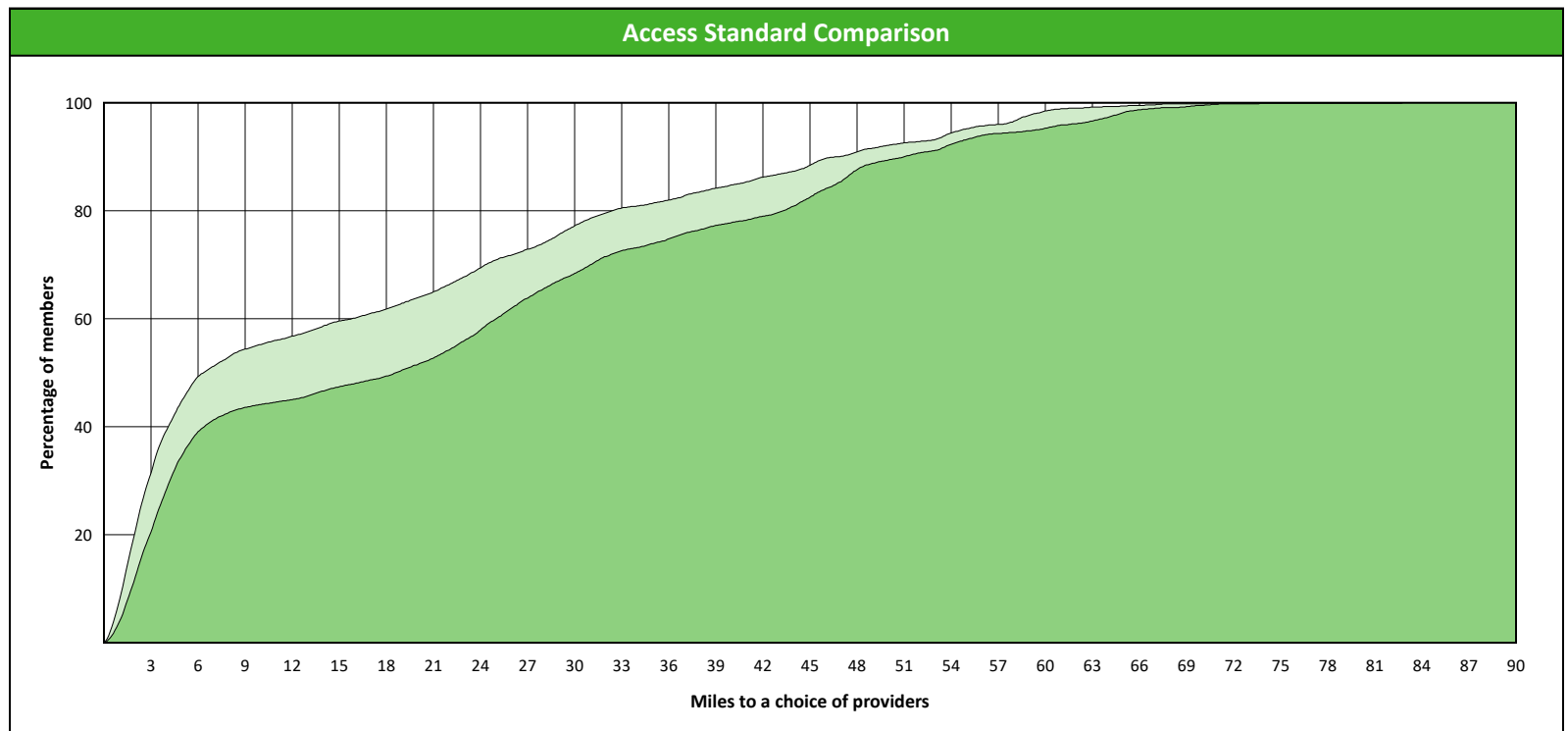
¹ The Access Standard is defined as (DWP Members) members accessing:

1 (DWP Orthodontist) provider in 90 miles and 90 minutes



Distances/Times

		Average
Distance/Time to 1st closest provider		16.9 miles 18.9 mins
Distance/Time to 2nd closest provider		21.7 miles 24.7 mins



Access Overview 90 Miles Periodontist

February 18, 2022

Access Analysis

DWP Network

Member / Provider Groups

DWP Members

DWP Periodontist


Comparison Graph

Percent of members with access to a choice of providers over miles

- 1st closest
- 2nd closest

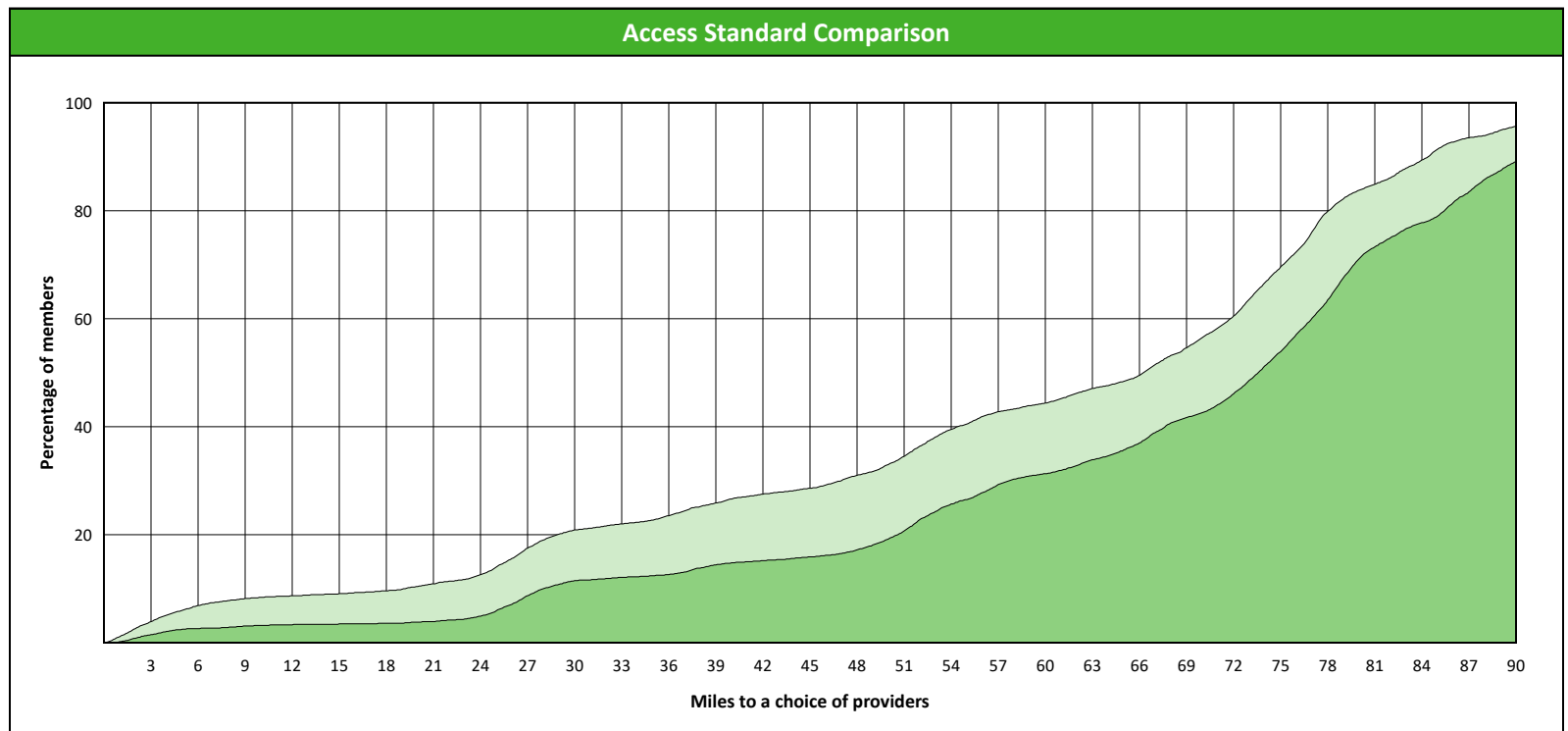
¹ The Access Standard is defined as (DWP Members) members accessing:

1 (DWP Periodontist) provider in 90 miles and 90 minutes



Distances/Times

	Average
Distance/Time to 1st closest provider	57.5 miles 74.4 mins
Distance/Time to 2nd closest provider	67.6 miles 87.1 mins



Access Overview 90 Miles Prosthodontist

February 18, 2022

Access Analysis

DWP Network

Member / Provider Groups

DWP Members


DWP Prosthodontist

Comparison Graph

Percent of members with access to a choice of providers over miles

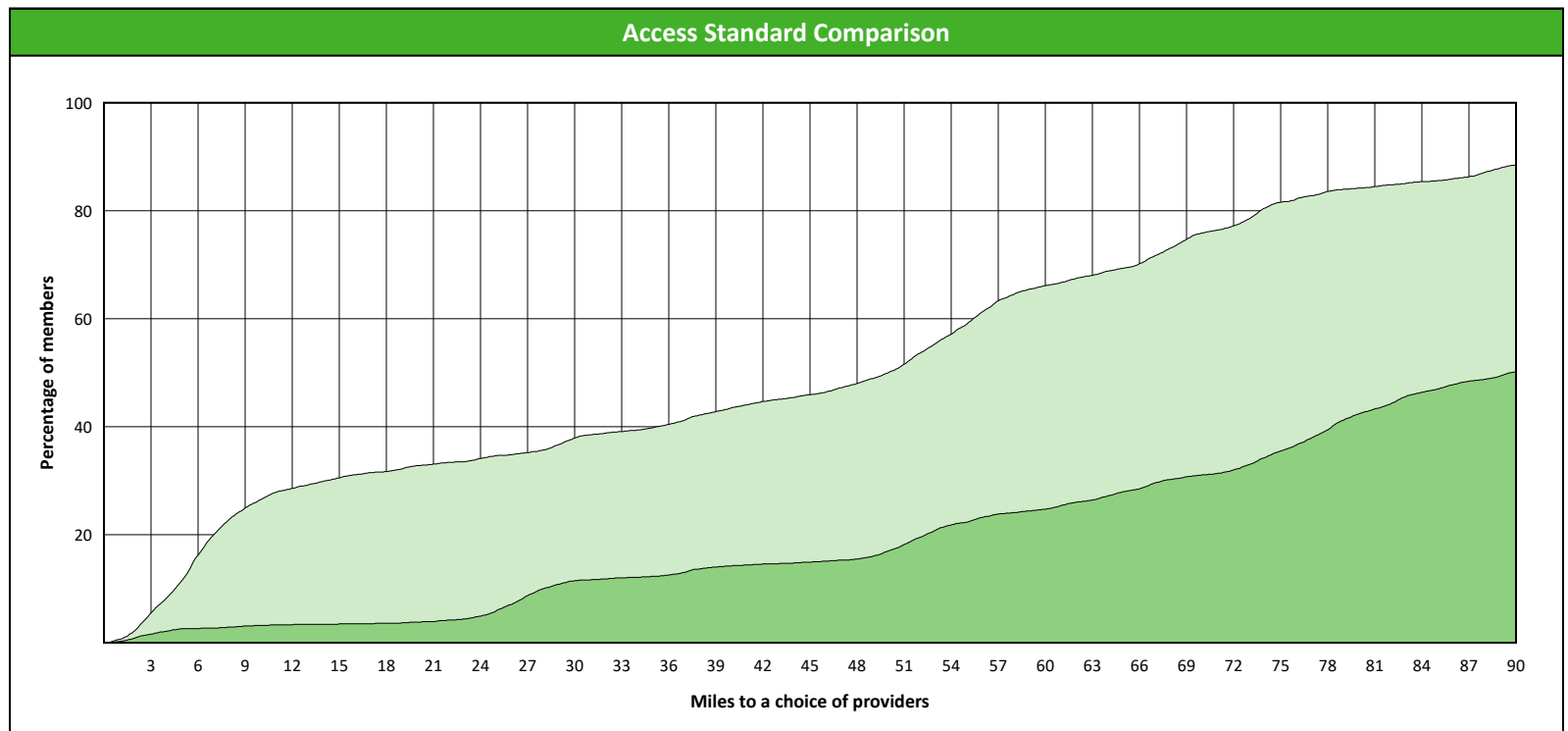
- 1st closest
- 2nd closest

¹ The Access Standard is defined as (DWP Members) members accessing:
1 (DWP Prosthodontist) provider in 90 miles and 90 minutes



Distances/Times

	Average
Distance/Time to 1st closest provider	46.4 miles 61.3 mins
Distance/Time to 2nd closest provider	86.8 miles 116.9 mins



DWP General Dentist Access Map

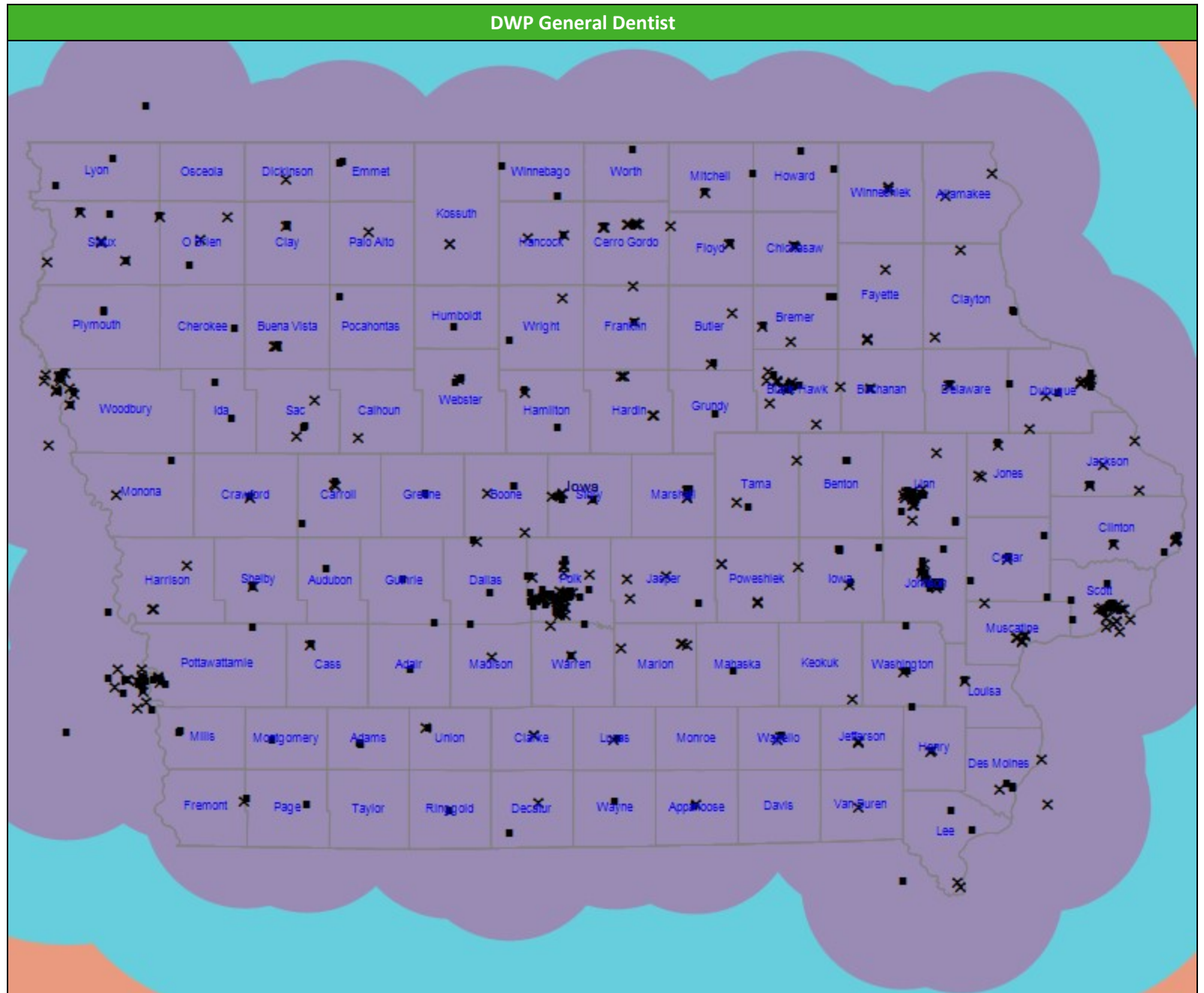
February 18, 2022

DWP General Dentist 1,162

providers at 503 locations

- Single providers (245)
- ✕ Multiple providers (258)
- 30 mile radius
- 60 mile radius
- 90 mile radius

41.42 miles



DWP Oral Surgeon Access Map

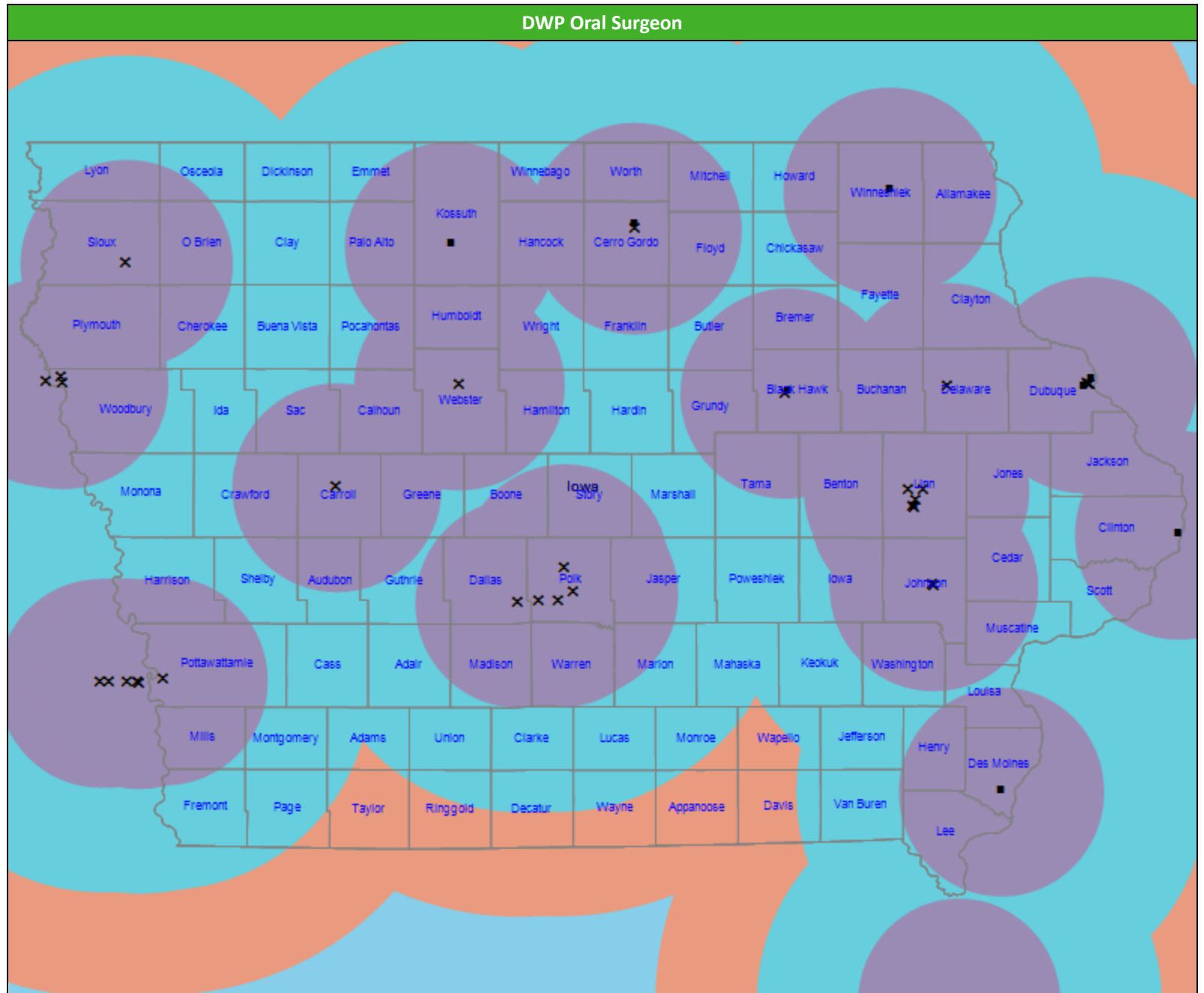
February 18, 2022

DWP Oral Surgeon

151 providers at 41 locations

- Single providers (11)
- ✕ Multiple providers (30)
- 30 mile radius
- 60 mile radius
- 90 mile radius

41.42 miles



DWP Endodontist Access Map

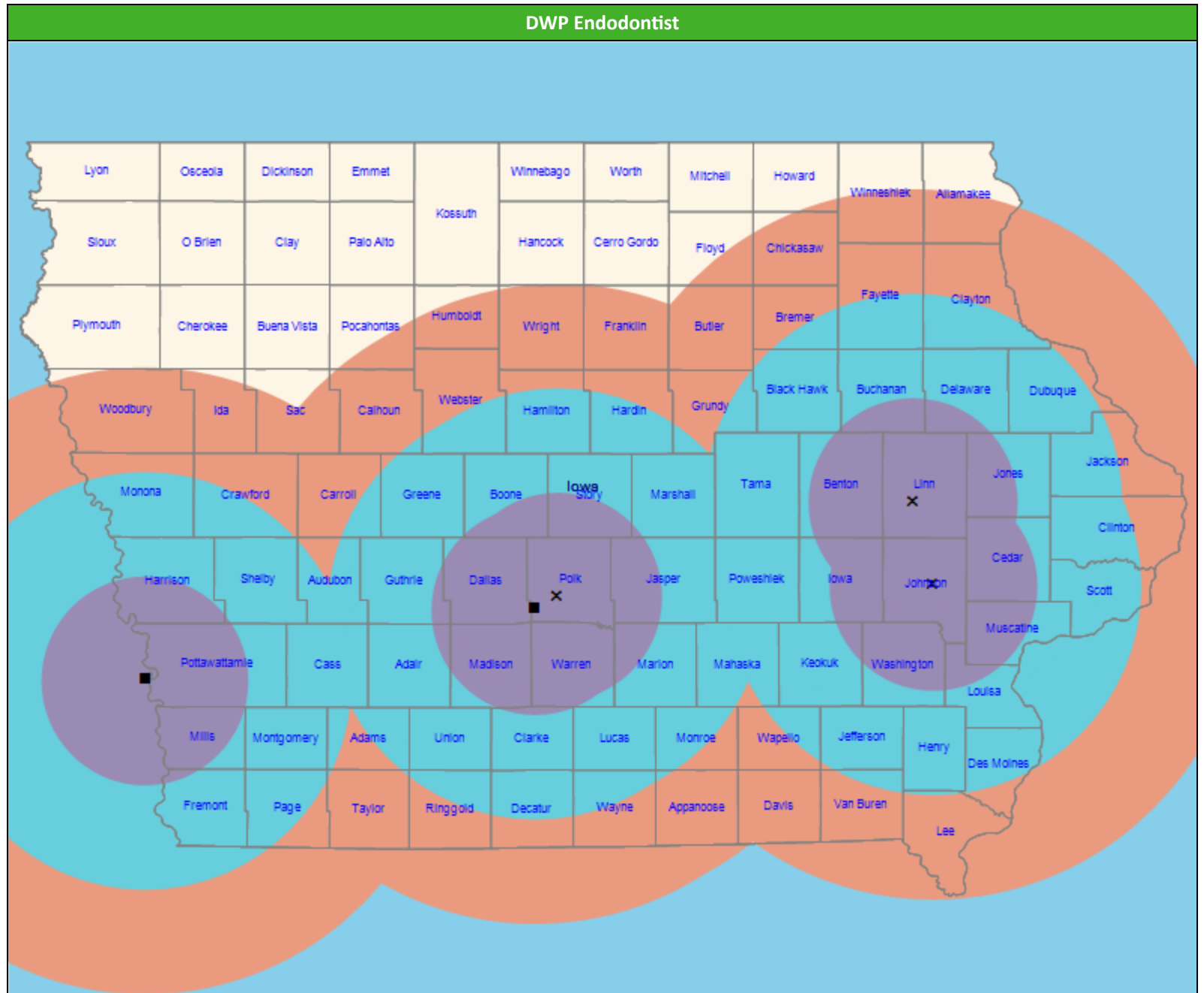
February 18, 2022

DWP Endodontist

11 providers at 5 locations

- Single providers (2)
- ✕ Multiple providers (3)
- 30 mile radius
- 60 mile radius
- 90 mile radius

41.42 miles



DWP Periodontist Access Map

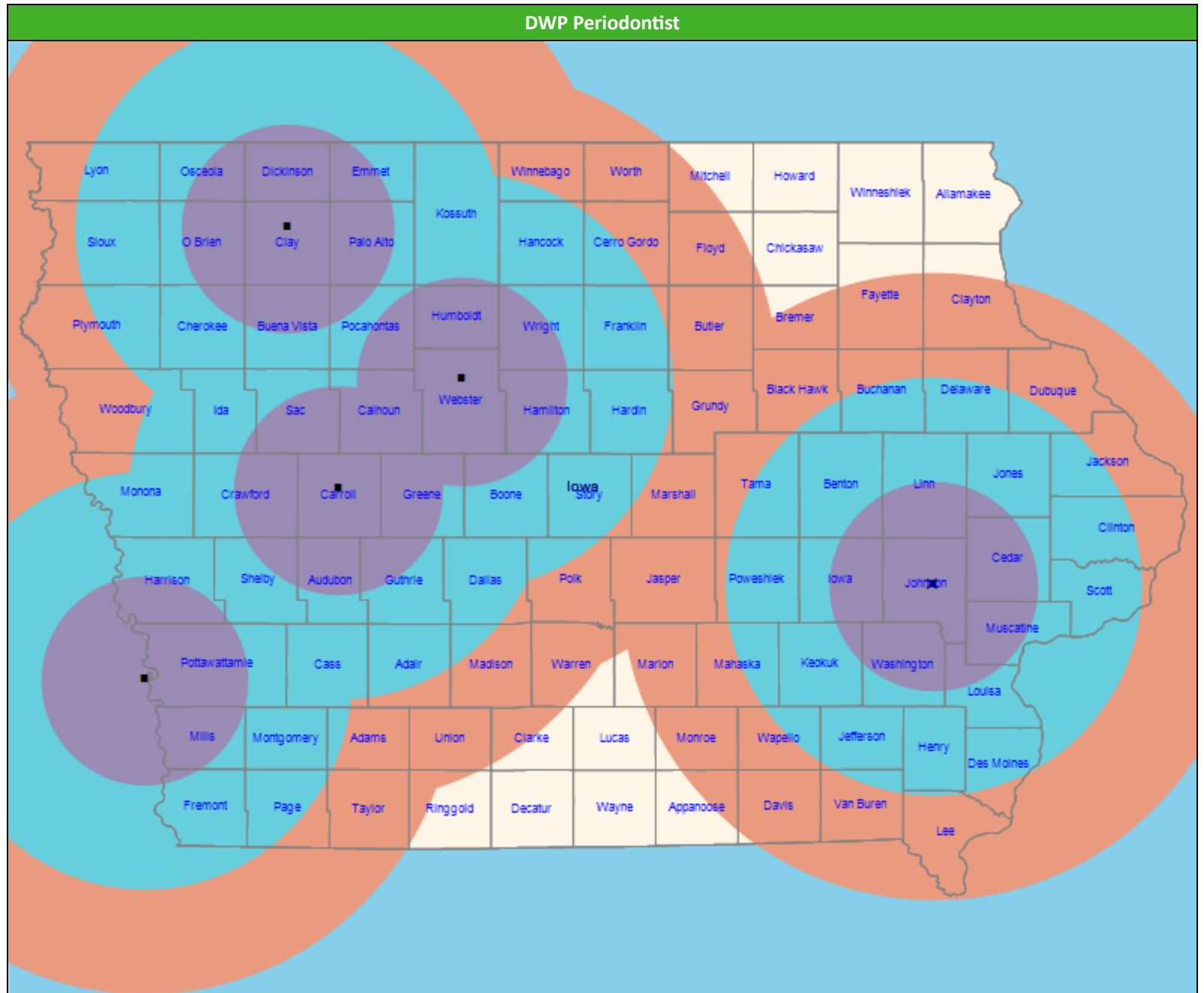
February 18, 2022

DWP Periodontist

14 providers at 6 locations

- Single providers (5)
- ✕ Multiple providers (1)
- 30 mile radius
- 60 mile radius
- 90 mile radius

41.42 miles



DWP Prosthodontist Access Map

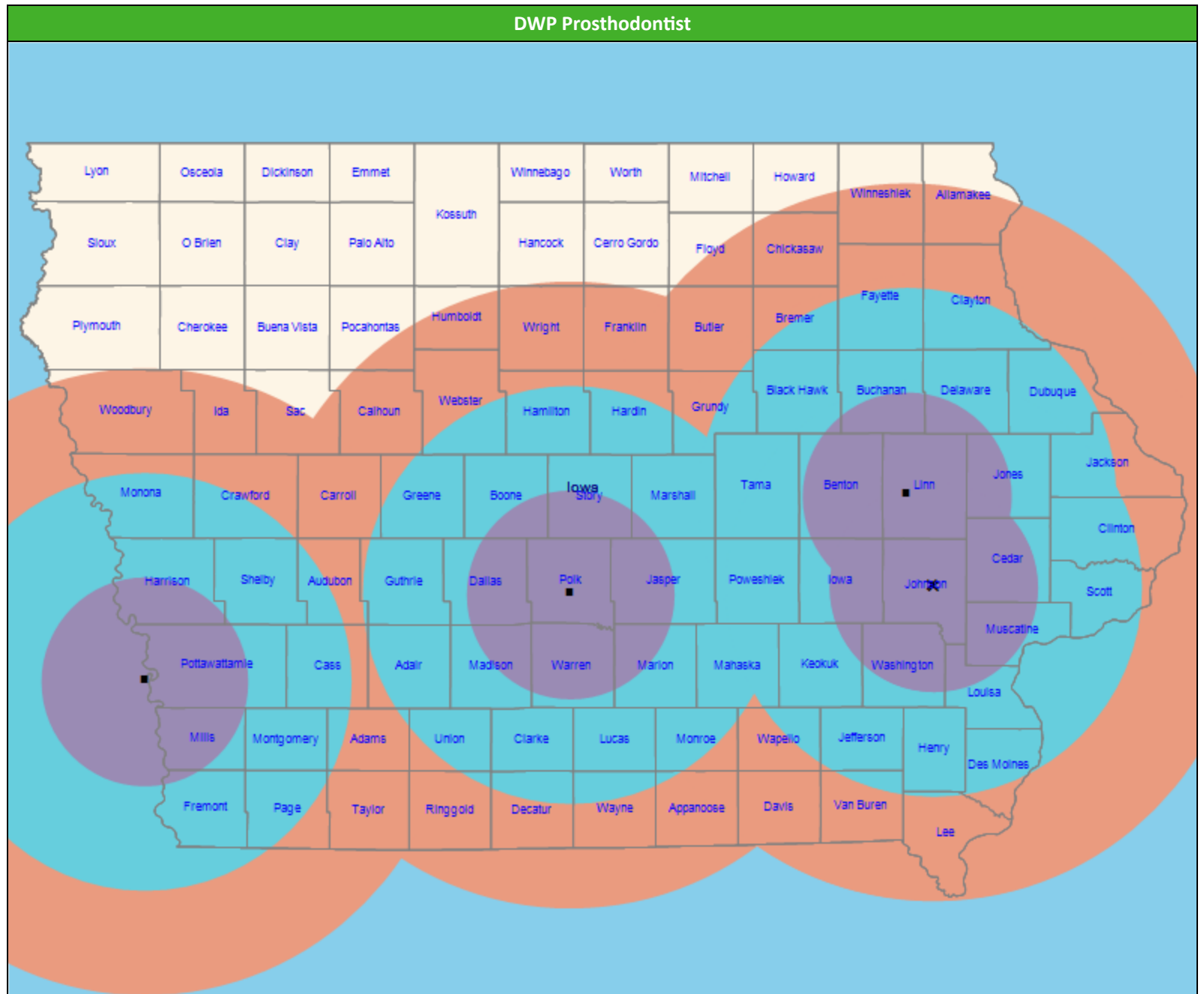
February 18, 2022

DWP Prosthodontist

22 providers at 5 locations

- Single providers (3)
- × Multiple providers (2)
- 30 mile radius
- 60 mile radius
- 90 mile radius

41.42 miles



Access Summary By State

February 18, 2022

Access Analysis

DWP Network

Member Group

DWP Members

Provider Group

DWP All Providers

DWP General Dentist

DWP Oral Surgeon DWP

Endodontist

DWP Orthodontist

DWP Periodontist

DWP Prosthodontist

¹ Provider counts represent:

P: Unique providers

L: Unique provider locations

** These records have been excluded from the analysis because of invalid zip codes.

All Members												
Member		Provider		With Access		Without Access		Counts ¹		Average Distance		Average Time
Group	#	Group	Standard	#	%	#	%	P	L	1	2	1
DWP Members	263,106	DWP All Providers	1 in 30 miles and 3...	263,093	99.9	13	0.1	1,663	645	2.8	3.9	3.1
		DWP General De...	1 in 30 miles and 3...	263,093	99.9	13	0.1	1,162	503	3.0	4.2	3.4
		DWP General DE...	1 in 60 miles and 6...	263,098	99.9	8	0.1	1,162	503	3.0	4.2	3.4
		DWP General De...	1 in 90 miles and 9...	263,098	99.9	8	0.1	1,162	503	3.0	4.2	3.4
		DWP Oral Surgeon	1 in 30 miles and 3...	172,761	65.7	90,345	34.3	151	41	19.4	23.9	22.3
		DWP Oral Surgeon	1 in 60 miles and 6...	248,668	94.5	14,438	5.5	151	41	19.4	23.9	22.3
		DWP Oral Surgeon	1 in 90 miles and 9...	261,998	99.6	1,108	0.4	151	41	19.4	23.9	22.3
		DWP Endodontist	1 in 30 miles and 3...	89,374	34.0	173,732	66.0	11	5	46.0	55.1	61.7
		DWP Endodontist	1 in 60 miles and 6...	122,660	46.6	140,446	53.4	11	5	46.0	55.1	61.7
		DWP Endodontist	1 in 90 miles and 9...	190,239	72.3	72,867	27.7	11	5	46.0	55.1	61.7
		DWP Orthodontist	1 in 30 miles and 3...	192,701	73.2	70,405	26.8	108	55	16.9	21.7	18.9
		DWP Orthodontist	1 in 60 miles and 6...	249,609	94.9	13,497	5.1	108	55	16.9	21.7	18.9
		DWP Orthodontist	1 in 90 miles and 9...	263,085	99.9	21	0.1	108	55	16.9	21.7	18.9
		DWP Periodontist	1 in 30 miles and 3...	32,967	12.5	230,139	87.5	14	6	57.5	67.6	74.4
		DWP Periodontist	1 in 60 miles and 6...	84,203	32.0	178,903	68.0	14	6	57.5	67.6	74.4
		DWP Periodontist	1 in 90 miles and 9...	160,970	61.2	102,136	38.8	14	6	57.5	67.6	74.4
		DWP Prosthodo...	1 in 30 miles and 3...	89,763	34.1	173,343	65.9	22	5	46.4	86.8	61.3
		DWP Prosthodo...	1 in 60 miles and 6...	125,163	47.6	137,943	52.4	22	5	46.4	86.8	61.3
		DWP Prosthodo...	1 in 90 miles and 9...	190,340	72.3	72,766	27.7	22	5	46.4	86.8	61.3

Key Geographic Areas										
State Name	Member	Provider		With Access		Without Access		Average Distance		Average Time
	#	Group	Standard	#	%	#	%	1	2	1
Iowa	263,090	DWP All Providers	1 in 30 miles and 30 mins	263,087	99.9	3	0.1	2.8	3.8	3.1
		DWP General Dentist	1 in 30 miles and 30 mins	263,087	99.9	3	0.1	3.0	4.2	3.3
		DWP General Dentist	1 in 60 miles and 60 mins	263,090	100.0	0	0.0	3.0	4.2	3.3
		DWP General Dentist	1 in 90 miles and 90 mins	263,090	100.0	0	0.0	3.0	4.2	3.3
		DWP Oral Surgeon	1 in 30 miles and 30 mins	172,760	65.7	90,330	34.3	19.4	23.8	22.3
		DWP Oral Surgeon	1 in 60 miles and 60 mins	248,663	94.5	14,427	5.5	19.4	23.8	22.3
		DWP Oral Surgeon	1 in 90 miles and 90 mins	261,992	99.6	1,098	0.4	19.4	23.8	22.3
		DWP Endodontist	1 in 30 miles and 30 mins	89,373	34.0	173,717	66.0	46.0	55.1	61.6
		DWP Endodontist	1 in 60 miles and 60 mins	122,659	46.6	140,431	53.4	46.0	55.1	61.6
		DWP Endodontist	1 in 90 miles and 90 mins	190,238	72.3	72,852	27.7	46.0	55.1	61.6
		DWP Orthodontist	1 in 30 miles and 30 mins	192,700	73.2	70,390	26.8	16.8	21.7	18.9
		DWP Orthodontist	1 in 60 miles and 60 mins	249,604	94.9	13,486	5.1	16.8	21.7	18.9
		DWP Orthodontist	1 in 90 miles and 90 mins	263,077	99.9	13	0.1	16.8	21.7	18.9
		DWP Periodontist	1 in 30 miles and 30 mins	32,966	12.5	230,124	87.5	57.5	67.6	74.4
		DWP Periodontist	1 in 60 miles and 60 mins	84,202	32.0	178,888	68.0	57.5	67.6	74.4
		DWP Periodontist	1 in 90 miles and 90 mins	160,966	61.2	102,124	38.8	57.5	67.6	74.4

Access Summary By City

February 18, 2022

Access Analysis

DWP Network

Member Group

DWP Members

Provider Group

DWP All Providers

DWP General Dentist

DWP Oral Surgeon DWP

Endodontist

DWP Orthodontist

DWP Periodontist

DWP Prosthodontist

¹ Provider counts represent:

P: Unique providers

L: Unique provider locations

** These records have been excluded from the analysis because of invalid zip codes.

All Members												
Member		Provider		With Access		Without Access		Counts ¹		Average Distance		Average Time
Group	#	Group	Standard	#	%	#	%	P	L	1	2	1
DWP Members	263,106	DWP All Providers	1 in 30 miles and 3...	263,093	99.9	13	0.1	1,663	645	2.8	3.9	3.1
		DWP General Dentist...	1 in 30 miles and 3...	263,093	99.9	13	0.1	1,162	503	3.0	4.2	3.4
		DWP General Dentist...	1 in 60 miles and 6...	263,098	99.9	8	0.1	1,162	503	3.0	4.2	3.4
		DWP General Dentist...	1 in 90 miles and 9...	263,098	99.9	8	0.1	1,162	503	3.0	4.2	3.4
		DWP Oral Surgeon	1 in 30 miles and 3...	172,761	65.7	90,345	34.3	151	41	19.4	23.9	22.3
		DWP Oral Surgeon	1 in 60 miles and 6...	248,668	94.5	14,438	5.5	151	41	19.4	23.9	22.3
		DWP Oral Surgeon	1 in 90 miles and 9...	261,998	99.6	1,108	0.4	151	41	19.4	23.9	22.3
		DWP Endodontist	1 in 30 miles and 3...	89,374	34.0	173,732	66.0	11	5	46.0	55.1	61.7
		DWP Endodontist	1 in 60 miles and 6...	122,660	46.6	140,446	53.4	11	5	46.0	55.1	61.7
		DWP Endodontist	1 in 90 miles and 9...	190,239	72.3	72,867	27.7	11	5	46.0	55.1	61.7
		DWP Orthodontist	1 in 30 miles and 3...	192,701	73.2	70,405	26.8	108	55	16.9	21.7	18.9
		DWP Orthodontist	1 in 60 miles and 6...	249,609	94.9	13,497	5.1	108	55	16.9	21.7	18.9
		DWP Orthodontist	1 in 90 miles and 9...	263,085	99.9	21	0.1	108	55	16.9	21.7	18.9
		DWP Periodontist	1 in 30 miles and 3...	32,967	12.5	230,139	87.5	14	6	57.5	67.6	74.4
		DWP Periodontist	1 in 60 miles and 6...	84,203	32.0	178,903	68.0	14	6	57.5	67.6	74.4
		DWP Periodontist	1 in 90 miles and 9...	160,970	61.2	102,136	38.8	14	6	57.5	67.6	74.4
		DWP Prosthodo...	1 in 30 miles and 3...	89,763	34.1	173,343	65.9	22	5	46.4	86.8	61.3
		DWP Prosthodo...	1 in 60 miles and 6...	125,163	47.6	137,943	52.4	22	5	46.4	86.8	61.3
		DWP Prosthodo...	1 in 90 miles and 9...	190,340	72.3	72,766	27.7	22	5	46.4	86.8	61.3

Key Geographic Areas										
City	Member	Provider		With Access		Without Access		Average Distance		Average Time
	#	Group	Standard	#	%	#	%	1	2	1
Des Moines, IA	28,864	DWP All Providers	1 in 30 miles and 30 mins	28,864	100.0	0	0.0	0.8	1.0	1.2
		DWP General Dentist	1 in 30 miles and 30 mins	28,864	100.0	0	0.0	0.8	1.0	1.3
		DWP General Dentist	1 in 60 miles and 60 mins	28,864	100.0	0	0.0	0.8	1.0	1.3
		DWP General Dentist	1 in 90 miles and 90 mins	28,864	100.0	0	0.0	0.8	1.0	1.3
		DWP Oral Surgeon	1 in 30 miles and 30 mins	28,856	99.9	8	0.1	3.1	3.1	4.5
		DWP Oral Surgeon	1 in 60 miles and 60 mins	28,859	99.9	5	0.1	3.1	3.1	4.5
		DWP Oral Surgeon	1 in 90 miles and 90 mins	28,862	99.9	2	0.1	3.1	3.1	4.5
		DWP Endodontist	1 in 30 miles and 30 mins	28,851	99.9	13	0.1	4.2	4.2	7.4
		DWP Endodontist	1 in 60 miles and 60 mins	28,853	99.9	11	0.1	4.2	4.2	7.4
		DWP Endodontist	1 in 90 miles and 90 mins	28,857	99.9	7	0.1	4.2	4.2	7.4
		DWP Orthodontist	1 in 30 miles and 30 mins	28,857	99.9	7	0.1	3.0	3.6	4.6
		DWP Orthodontist	1 in 60 miles and 60 mins	28,861	99.9	3	0.1	3.0	3.6	4.6
		DWP Orthodontist	1 in 90 miles and 90 mins	28,864	100.0	0	0.0	3.0	3.6	4.6
		DWP Periodontist	1 in 30 miles and 30 mins	2	0.1	28,862	99.9	74.1	77.1	96.5
		DWP Periodontist	1 in 60 miles and 60 mins	4	0.1	28,860	99.9	74.1	77.1	96.5
		DWP Periodontist	1 in 90 miles and 90 mins	8,318	28.8	20,546	71.2	74.1	77.1	96.5